



Search for long-lived heavy neutral leptons in proton-proton collision events with a lepton-jet pair associated with a secondary vertex at $\sqrt{s} = 13$ TeV

The CMS Collaboration*

Abstract

A search for long-lived heavy neutral leptons (HNLs) using proton-proton collision data corresponding to an integrated luminosity of 138 fb^{-1} collected at $\sqrt{s} = 13$ TeV with the CMS detector at the CERN LHC is presented. Events are selected with a charged lepton originating from the primary vertex associated with the proton-proton interaction, as well as a second charged lepton and a hadronic jet associated with a secondary vertex that corresponds to the semileptonic decay of a long-lived HNL. No excess of events above the standard model expectation is observed. Exclusion limits at 95% confidence level are evaluated for HNLs that mix with electron and/or muon neutrinos. Limits are presented in the mass range of 1–16.5 GeV, with excluded square mixing parameter values reaching as low as 2×10^{-7} . For masses above 11 GeV, the presented limits exceed all previous results in the semileptonic decay channel, and for some of the considered scenarios are the strongest to date.

Submitted to the Journal of High Energy Physics

1 Introduction

The discovery of neutrino oscillations [1–3] has provided experimental evidence that neutrinos have nonzero masses [4]. Cosmological constraints [5–7], as well as direct measurements [8, 9], indicate that the neutrino masses are orders of magnitude smaller than the masses of other fermions in the standard model (SM) of particle physics. A possible way to generate gauge-invariant mass terms for the SM neutrinos and explain their small mass scale is the see-saw mechanism, which requires the introduction of new heavy states with right-handed chirality [10–17]. These new states, referred to as heavy neutral leptons (HNLs), can also provide explanations for other open questions in high-energy physics, such as the nature of dark matter [18, 19] or the matter-antimatter asymmetry in the universe [20–22].

The HNLs are singlets of the SM gauge groups, and thus do not interact with the SM particles through the electroweak or strong interaction. They do, however, form mixed mass eigenstates with the SM neutrinos and hence can be produced and decay via the electroweak interaction through mixing. For an explanation of both neutrino observations and cosmological problems, an SM extension with HNLs generally needs to provide three HNL generations with couplings to all SM neutrino generations [23]. In the following, we will refer to the HNL mass eigenstates and indicate them with the symbol N . A wide range of HNL masses m_N and mixing parameters $V_{\ell N}$ can yield mass values for the SM neutrinos consistent with observed neutrino oscillations and offer an explanation for the matter-antimatter asymmetry in the universe. In the case of, e.g., $m_N = 10 \text{ GeV}$, these requirements are found to be fulfilled for a range $10^{-11} < |V_{\ell N}|^2 < 10^{-5}$ [22]; a significant part of which can be probed in proton-proton (pp) collisions at the CERN LHC.

The experimental signature of HNL models has been studied extensively [17, 24–31], and searches have been conducted at the LHC [32–49], at other colliders [50–54], and in fixed-target experiments [55–65], covering a mass range from a few keV to several TeV [31]. The proper lifetime t of HNLs follows an exponential distribution $P(t) = \tau_N^{-1} \exp(-t/\tau_N)$ with mean proper lifetime τ_N depending on m_N and $V_{\ell N}$ as [25]

$$\tau_N \propto m_N^{-5} |V_{\ell N}|^{-2}. \quad (1)$$

For $m_N < 20 \text{ GeV}$, the value of τ_N can become so large that many HNLs will decay after a time t long enough for the HNL decay products to emerge from a secondary vertex (SV) that is spatially displaced from the primary vertex (PV) and separately reconstructable. Collider searches for HNL production can thus be optimized either for short-lived HNL scenarios with prompt signatures, or for long-lived HNL scenarios with displaced signatures.

This paper reports a search for W boson decays to an HNL and a charged lepton ℓ_1 , with a subsequent HNL decay to a second charged lepton ℓ_2 and two quarks. The search is optimized for displaced HNL decays with $1 < m_N < 20 \text{ GeV}$, where the large boost of the HNL in the W boson decay causes the two quarks to be merged into a single jet that can also encompass ℓ_2 . The experimental signature thus consists of a prompt ℓ_1 originating from the PV, and a nonprompt ℓ_2 encompassed in a jet originating from an SV. We consider only electrons and muons for ℓ_1 and ℓ_2 , and refer to them as “leptons” in the following. Two possible decay modes are considered for the HNLs: lepton-number-conserving (LNC) decays with ℓ_1 and ℓ_2 of opposite sign (OS), and lepton-number-violating (LNV) decays with same-sign (SS) leptons. The case where both LNC and LNV decays are possible is referred to as the “Majorana” nature of the HNL, whereas the “Dirac” nature refers to HNLs with only LNC decays. Examples of leading-order (LO) Feynman diagrams of the studied process with either an LNC or LNV decay are shown in Fig. 1.

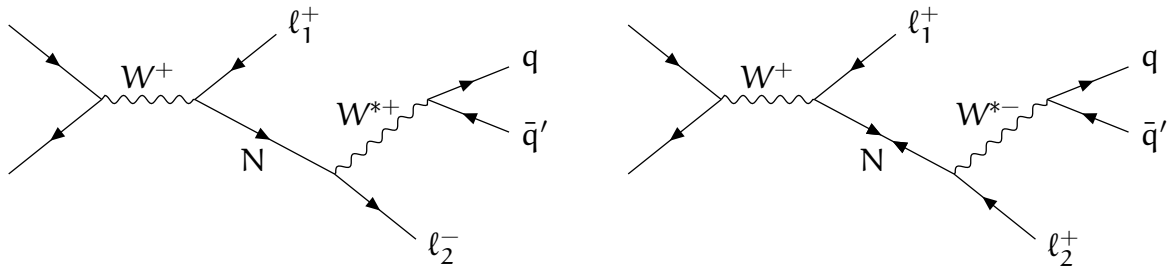


Figure 1: Examples of LO Feynman diagrams for production and decay of an HNL (indicated with the symbol N) resulting in a final state with two charged leptons and two quarks. In the left diagram, the HNL is a Dirac particle and thus the two charged leptons must have opposite charge. In the right diagram, the HNL is a Majorana particle and the two charged leptons can have the same charge.

The analyzed pp collision data were recorded by the CMS experiment at $\sqrt{s} = 13$ TeV in 2016–2018, and correspond to an integrated luminosity of 138 fb^{-1} . We select events with one prompt lepton and apply a dedicated reconstruction of the SV with an associated nonprompt lepton and a jet. Events are grouped into the four lepton flavor categories ee , $\mu\mu$, $e\mu$, and μe , where the first (second) symbol refers to the flavor of ℓ_1 (ℓ_2). A machine-learning algorithm that uses information related to the nonprompt lepton, the jet, and the SV is trained to distinguish between HNL signal and SM background events. Background contributions from SM processes can arise when a displaced lepton forms an SV by overlapping with a random track, when a photon converts into a lepton pair in the detector material, or when a heavy-flavor hadron decay results in a displaced lepton associated with a genuine SV. These contributions are estimated from control samples in data. For the interpretation of our results, we consider simplified models with a single HNL that couples exclusively to electron and/or muon neutrinos (Refs. [66–69] discuss limitations of this approach). The ee ($\mu\mu$) channel is used to constrain $|V_{eN}|^2$ ($|V_{\mu N}|^2$) in HNL scenarios with an exclusive coupling to electron (muon) neutrinos, whereas the $e\mu$ and μe channels are used together to constrain $|V_{eN}V_{\mu N}|^2 / (|V_{eN}|^2 + |V_{\mu N}|^2)$ in HNL scenarios with couplings to both electron and muon neutrinos. Exclusion limits at 95% confidence level (CL) are derived on the respective $|V_{\ell N}|^2$ values as functions of m_N . Tabulated results are provided in the HEPData record for this analysis [70].

Recent analyses by the CMS experiment have used the same data set to search for HNLs in various mass ranges and final-state signatures. The search presented in Ref. [44] targets the same decay channel and m_N range as the one presented in this paper, but uses a deep-neural-network-based jet tagger to identify the displaced decay products without explicitly reconstructing an SV. The explicit SV reconstruction employed in the analysis presented here results in more stringent limits in the region with $m_N > 10$ GeV and high τ_N values. Searches for HNL production and decay resulting in events with three leptons have been performed in the mass range $10 \text{ GeV} < m_N < 1.5 \text{ TeV}$, where all leptons are required to originate from the PV [46], and in the mass range $1 < m_N < 20 \text{ GeV}$, where two of the leptons are required to originate from an SV [40]. Other results target the range $1 < m_N < 3 \text{ GeV}$ by reconstructing HNLs with $c\tau_N > 0.1 \text{ m}$ decaying in the muon system [45] or by searching for HNLs in B meson decays [47]. A summary of all HNL searches performed by the CMS Collaboration is presented in Ref. [49].

2 The CMS experiment and event reconstruction

The central feature of the CMS apparatus is a superconducting solenoid of 6 m internal diameter, providing a magnetic field of 3.8 T. Within the solenoid volume are a silicon pixel and strip tracker, a lead tungstate crystal electromagnetic calorimeter (ECAL), and a brass and scintillator hadron calorimeter (HCAL), each composed of a barrel and two endcap sections. Forward calorimeters extend the pseudorapidity (η) coverage provided by the barrel and endcap detectors. Muons are measured in gas-ionization detectors embedded in the steel flux-return yoke outside the solenoid. More detailed descriptions of the CMS detector, together with a definition of the coordinate system used and the relevant kinematic variables, can be found in Refs. [71, 72].

Events of interest are selected using a two-tiered trigger system. The first level, composed of custom hardware processors, uses information from the calorimeters and muon detectors to select events at a rate of around 100 kHz within a fixed latency of about 4 μ s [73]. The second level, known as the high-level trigger (HLT), consists of a farm of processors running a version of the full event reconstruction software optimized for fast processing, and reduces the event rate to around 1 kHz before data storage [74].

Charged-particle tracks are reconstructed across the entire η range of the tracker, enabling the detection of charged particles with transverse momentum (p_T) as low as 0.1 GeV and originating from distances up to 60 cm from the beam line. These charged-particle tracks are then clustered to form vertices. To reconstruct vertices corresponding to pp interactions, the clustering is performed based on the z coordinate of the closest approach of the tracks to the beam line. The vertex position is estimated with an adaptive vertex fitter [75] using the collection of tracks compatible with originating from the same interaction. From the vertices reconstructed in this way, the PV is taken to be the one corresponding to the hardest scattering in the event, evaluated using tracking information alone, as described in Section 9.4.1 of Ref. [76].

The impact parameter of a track is defined as the distance of the track from the PV at its point of closest approach. The three-dimensional (3D) impact parameter is referred to as d_{xyz} , the two-dimensional (2D) value in the plane transverse to the beam line as d_{xy} , and the longitudinal value along the beam line as d_z . The silicon tracker used in 2016 measured charged particles within the range $|\eta| < 2.5$. For nonisolated particles of $1 < p_T < 10$ GeV and $|\eta| < 1.4$, the track resolutions were typically 1.5% in p_T and 25–90 (45–150) μ m in d_{xy} (d_z) [77]. At the start of 2017, a new pixel detector was installed [78]; the upgraded tracker measured particles up to $|\eta| < 3.0$ with typical resolutions of 1.5% in p_T and 20–75 μ m in d_{xy} for nonisolated particles of $1 < p_T < 10$ GeV [79].

To reconstruct vertices corresponding to the decay of long-lived particles displaced from the PV, we employ a modified version of the inclusive vertex finder (IVF) algorithm [80, 81] originally developed for the identification of displaced B hadron decays. The IVF clusters tracks that have at least six hits in the tracker and $p_T > 0.8$ GeV, and is seeded with tracks that additionally have a 3D impact parameter significance, defined as d_{xyz} divided by its uncertainty, above 1.2. The 3D (2D) distance of the SV to the PV is referred to as Δ_{3D} (Δ_{2D}). All SVs are retained that have a significance of Δ_{3D} (Δ_{2D}) above 0.5 (2.5), while no explicit requirements are applied on the values of Δ_{3D} or Δ_{2D} directly. From the high number of SVs reconstructed with the IVF, we select the candidate vertex corresponding to the HNL decay by requiring that the SV contains the track associated with ℓ_2 , selected as described in Section 4. If more than one SV contains the ℓ_2 track, we select the SV with the highest associated p_T .

The particle-flow (PF) algorithm [82] aims to reconstruct and identify each individual particle

in an event, with an optimized combination of information from the various elements of the CMS detector. The energy of photons is obtained from the ECAL measurement. The energy of electrons is determined from a combination of the electron momentum at the PV, the energy of the corresponding ECAL cluster, and the energy sum of all bremsstrahlung photons spatially compatible with originating from the electron track. The energy of muons is obtained from the curvature of the corresponding track. The energy of charged hadrons is determined from a combination of their momentum measured in the tracker and the matching ECAL and HCAL energy deposits, corrected for the response function of the calorimeters to hadronic showers. Finally, the energy of neutral hadrons is obtained from the corresponding corrected ECAL and HCAL energies.

Reconstructed PF particles are clustered into jets with the anti- k_T algorithm [83, 84] using a distance parameter of 0.4. The jet momentum is determined as the vectorial sum of all particle momenta in the jet, and is found from simulation to be, on average, within 5–10% of the true momentum over the whole p_T spectrum and detector acceptance. Additional pp interactions within the same or nearby bunch crossings (pileup) can contribute with additional tracks and calorimetric energy depositions, increasing the apparent jet momentum. To mitigate this effect, tracks identified to be originating from pileup vertices are discarded and an offset correction is applied to account for remaining contributions [85]. Jet energy corrections are derived from simulation studies so that the average measured energy of jets becomes identical to that of particle-level jets. In situ measurements of the momentum balance in dijet, photon+jet, Z+jet, and multijet events are used to determine any residual differences between the jet energy scale in data and simulation, and appropriate corrections are made [86]. Additional selection criteria are applied to each jet to remove jets potentially dominated by instrumental effects or reconstruction failures [85]. Finally, jets are required to have $p_T > 20$ GeV and $|\eta| < 2.4$.

Electrons are reconstructed within the geometrical acceptance of the CMS tracking system, $|\eta| < 2.5$. The electron momentum is estimated by combining the energy measurement in the ECAL with the momentum measurement in the tracker. The momentum resolution for electrons with $p_T \approx 45$ GeV from $Z \rightarrow ee$ decays ranges from 1.6 to 5%. It is generally better in the barrel region than in the endcaps, and also depends on the bremsstrahlung energy emitted by the electron as it traverses the material in front of the ECAL [87, 88].

Muons are measured in the range $|\eta| < 2.4$, with detection planes made using three technologies: drift tubes, cathode strip chambers, and resistive plate chambers. The efficiency to reconstruct and identify muons is greater than 96%. Matching muons to tracks measured in the silicon tracker results in a relative p_T resolution, for muons with p_T up to 100 GeV, of 1% in the barrel and 3% in the endcaps [89].

3 Data and simulated samples

Data events have been recorded with single-electron and single-muon triggers. For the single-electron trigger, the presence of at least one isolated electron at the HLT is required with a p_T threshold of 27 (32) GeV in 2016 (2017–2018) [90]. For the single-muon trigger, the presence of at least one isolated muon at the HLT is required with a p_T threshold of 24 GeV throughout all data-taking years [91].

Monte Carlo (MC) event simulation is used to generate HNL signal events for the evaluation of the signal selection efficiency, and SM background events for the validation of the background estimation. For each signal and background process, separate simulated event samples are generated corresponding to the conditions of the three data-taking years. For the 2016 (2017–

2018) samples, the NNPDF 3.0 [92] (3.1 [93]) parton distribution functions (PDFs) are used in the simulation of the hard process. All generators are interfaced with the PYTHIA 8.226 (8.230) simulation [94] for parton showering and hadronization, using the CUETP8M1 [95] (CP5 [96]) tune for the underlying event modeling in case of the event modeling for the 2016 (2017–2018) samples. Simulated minimum bias events are superimposed on the generated events to reproduce the pileup distribution obtained from the measured instantaneous luminosity. For all simulated events, the CMS detector response is modeled with the GEANT4 toolkit [97].

Background samples for W boson production in association with jets (W+jets) are generated at next-to-LO (NLO) with the MADGRAPH5_aMC@NLO 2.4.2 event generator [98], including up to two additional partons in the matrix-element calculation. For Drell–Yan (DY) dilepton production, event samples are generated at LO (NLO) with up to four (two) additional partons in the matrix-element calculation with MADGRAPH5_aMC@NLO. Top quark (pair and single production) and diboson (WW, WZ, ZZ, W γ , Z γ) processes are simulated with the POWHEG v2 [99–106] and MADGRAPH5_aMC@NLO event generators at NLO. Samples generated with MADGRAPH5_aMC@NLO at LO (NLO) use the MLM [107] (FxFx [108]) merging algorithm. For the background from events comprised uniquely of jets produced through the strong interaction (QCD multijet events), event samples are generated at LO with PYTHIA.

Signal events for HNL production are simulated at LO with MADGRAPH5_aMC@NLO, using a model that extends the SM particle content by introducing up to three right-handed neutrinos [25, 109, 110]. Event samples are generated for scenarios with pure electron neutrino couplings, pure muon neutrino couplings, and equal electron and muon neutrino couplings, covering the parameter ranges $1 < m_N < 20 \text{ GeV}$ and $10^{-9} < |V_{\ell N}|^2 < 10^{-1}$. The cross section of the HNL event samples is calculated at LO with MADGRAPH5_aMC@NLO, and scaled to next-to-NLO (NNLO) precision using a K -factor of 1.089 derived from the comparison of SM W boson production samples generated at LO accuracy with MADGRAPH5_aMC@NLO, using the same settings as the signal simulation, and the cross section calculated at NNLO accuracy with the FEWZ v3.1 program [111–114].

For a fixed value of m_N , we emulate an event sample with a different $|V_{\ell N}|^2$ value by applying a global weight to match the expected cross section and a per-event weight to correct the proper lifetime distribution. The cross section is proportional to $|V_{\ell N}|^2$ [110] and the global weight is accordingly calculated as the ratio of the new to the simulated $|V_{\ell N}|^2$ value. To reweight from τ_N values τ_0 to τ_1 , the per-event weights for events with proper lifetime t are calculated as

$$W(t) = \frac{P(t; \tau_1)}{P(t; \tau_0)} = \frac{\tau_0}{\tau_1} \exp \left[-t \left(\frac{1}{\tau_1} - \frac{1}{\tau_0} \right) \right]. \quad (2)$$

The simulation is performed assuming Majorana HNLs, i.e., both LNC and LNV decays are included. To obtain an event sample for Dirac HNLs, we select only events with LNC decays. The production cross section is the same for Majorana and Dirac HNLs, and thus the global weight is only adjusted for the smaller number of generated events in the sample. The per-event weights are calculated with Eq. (2) but using that τ_1 is twice as large for a Dirac HNL with respect to a Majorana HNL of same m_N and τ_N .

4 Event selection

To select prompt and nonprompt leptons and to reduce the contribution from particles misidentified as leptons, additional identification (ID) criteria are applied to the reconstructed electrons and muons. We employ two standard sets of electron ID criteria defined in Ref. [87] that both

have an efficiency of 90%, where the first is based on sequential selection of requirements on seven observables (“sequential ID”), and the second is based on a multivariate ID discriminant trained with an extended set of observables (“multivariate ID”). For muons, we use the set of “medium” ID criteria defined in Ref. [89] that has an efficiency of 99.5%. In addition, the relative isolation I_{rel} , defined as the scalar p_T sum of surrounding particles divided by the lepton p_T , is used to quantify how isolated a reconstructed lepton is from other particles in the event. The isolation sum requires particles to be within a cone of $\Delta R = \sqrt{(\Delta\eta)^2 + (\Delta\phi)^2} < 0.3$, where $\Delta\eta$ and $\Delta\phi$ are the η and azimuthal angle differences between the lepton and the particle, respectively. Charged hadrons are included only if they originate from the PV, while all neutral hadrons and photons within the cone are included and additional corrections for the contribution of neutral particles from pileup interactions are applied [87, 89]. Finally, we employ selection criteria for the impact parameters of the tracks associated with the electrons and muons, as defined in Section 2.

Table 1: Selection criteria for electrons and muons. Numbers in parentheses indicate values applied in the 2017–2018 data sets, when different from those for 2016.

Criterion	Prompt		Nonprompt	
	Electrons	Muons	Electrons	Muons
p_T [GeV]	>30 (34)	>30	>7	>7
$ \eta $	<2.5	<2.4	<2.5	<2.4
I_{rel}	<0.1	<0.1	—	—
$ d_{xy} $ [cm]	<0.02	<0.01	>0.02	>0.02
$ d_z $ [cm]	<0.04	<0.1	<10	<10
ID	full	full	reduced	reduced

The selection criteria for prompt and nonprompt electrons and muons are listed in Table 1. Prompt electrons and muons are required to have a p_T above a threshold chosen larger than the HLT single-lepton trigger thresholds, to be isolated, and to originate from the PV. Nonprompt electrons and muons are selected with a much lower p_T threshold and no isolation requirement. Instead of consistency with the PV, a minimal requirement on d_{xy} and a loose maximal requirement on d_z are imposed. In addition, we require that electrons and muons pass a set of ID criteria as introduced before, where prompt leptons have to pass the “full” set and nonprompt leptons only a “reduced” set without criteria that are inefficient for displaced leptons. For prompt electrons, the multivariate ID is used. For nonprompt electrons, the sequential ID is used except for the requirements on the maximum number of missing hits in the pixel detector and the veto on photon conversions, as defined in Ref. [87]. We use the medium ID for both prompt and nonprompt muons, but remove the requirements on the fraction of valid tracker hits associated with the muon track and on the fit quality of the global muon track fit [89] for nonprompt muons.

The selection efficiencies for nonprompt electrons and muons are evaluated in HNL signal samples with different $(m_N, |V_{\ell N}|^2)$ scenarios and shown in Fig. 2 as functions of the generated p_T and the transverse displacement Δ_{2D} of the generated SV. The simulated HNL signal events used for this evaluation are selected by requiring a generated nonprompt electron (muon) with $p_T > 7$ GeV and $|\eta| < 2.5$ (2.4), and a generated HNL decay vertex with $\Delta_{2D} < 50$ cm. Higher selection efficiencies are found for nonprompt muons when compared to electrons, consistent with the better resolution and higher efficiency in the basic reconstruction of muons compared to electrons [87, 89], resulting in a better sensitivity of the analysis to $|V_{\mu N}|^2$ than $|V_{e N}|^2$.

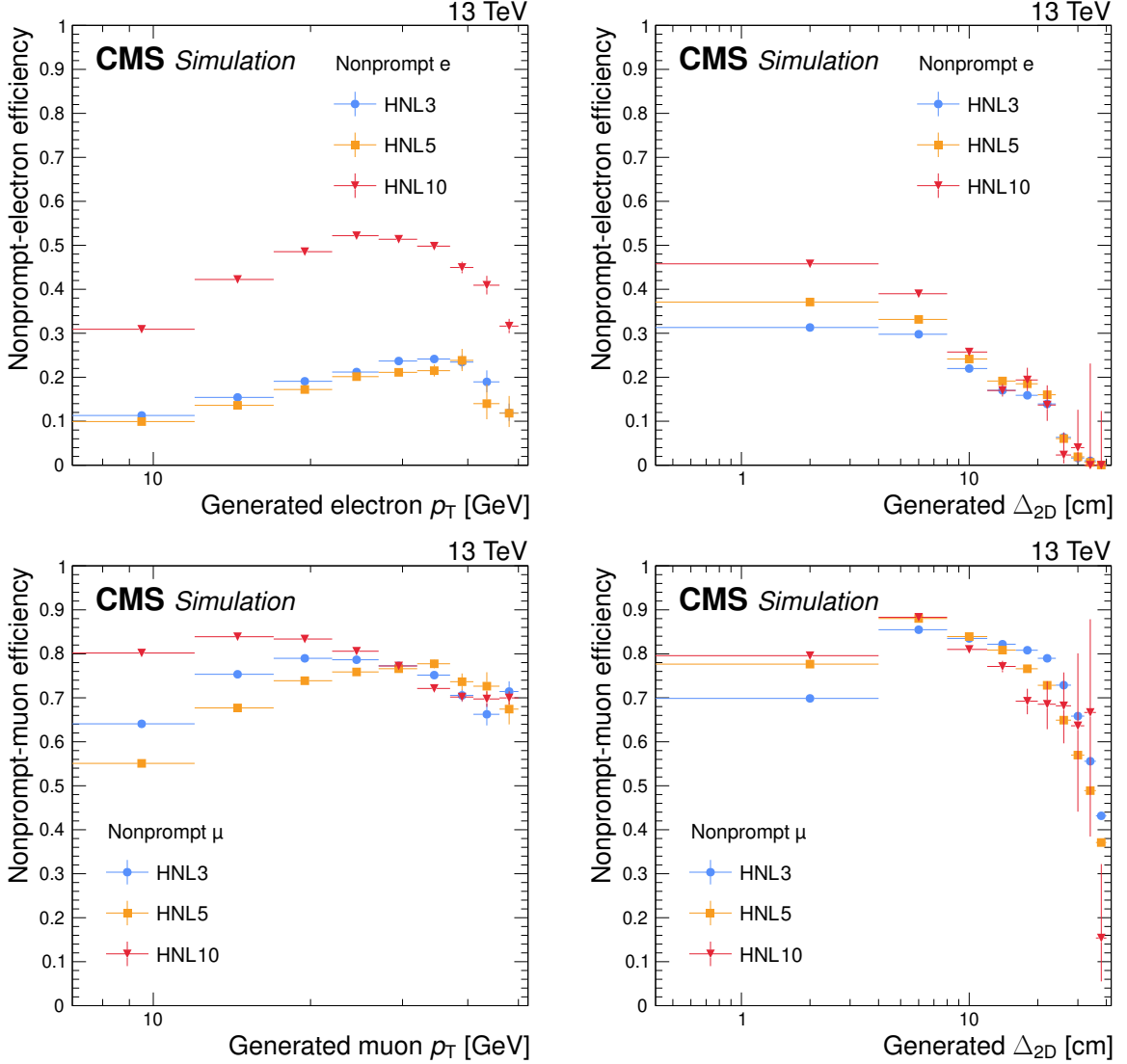


Figure 2: Selection efficiencies of nonprompt electrons (upper) and muons (lower), evaluated in simulated HNL signal events as functions of the generated lepton p_T (left) and transverse displacement of the generated SV (right). Three HNL signal scenarios are shown, with $m_N = 3$ GeV and $|V_{\ell N}|^2 = 9.9 \times 10^{-5}$ (HNL3, corresponding to $c\tau_N = 23$ mm), $m_N = 5$ GeV and $|V_{\ell N}|^2 = 1.6 \times 10^{-6}$ (HNL5, corresponding to $c\tau_N = 92$ mm), and $m_N = 10$ GeV and $|V_{\ell N}|^2 = 5.7 \times 10^{-7}$ (HNL10, corresponding to $c\tau_N = 7$ mm). The error bars in the plot represent statistical uncertainties.

Events are selected with exactly one prompt electron or muon (ℓ_1) that is matched geometrically to the trigger selection, exactly one nonprompt electron or muon (ℓ_2), and one jet matched to ℓ_2 by the requirement $\Delta R < 0.7$. To reconstruct the HNL decay vertex, the ℓ_2 track is required to be part of an SV reconstructed by the IVF, as described in Section 2. The SV reconstruction is validated in simulation by comparing properties of the reconstructed SV with the generated HNL decay vertex. In Fig. 3, the SV reconstruction efficiency is shown as a function of Δ_{2D} , using HNL signal events with an SV that contains the nonprompt-lepton track and is matched to the generated HNL decay vertex. The vertex matching is defined by the criterion $|\Delta_{3D} - \Delta_{3D}^{\text{gen}}| / \Delta_{3D}^{\text{gen}} < 0.1$, where Δ_{3D}^{gen} is the 3D displacement of the generated HNL decay vertex.

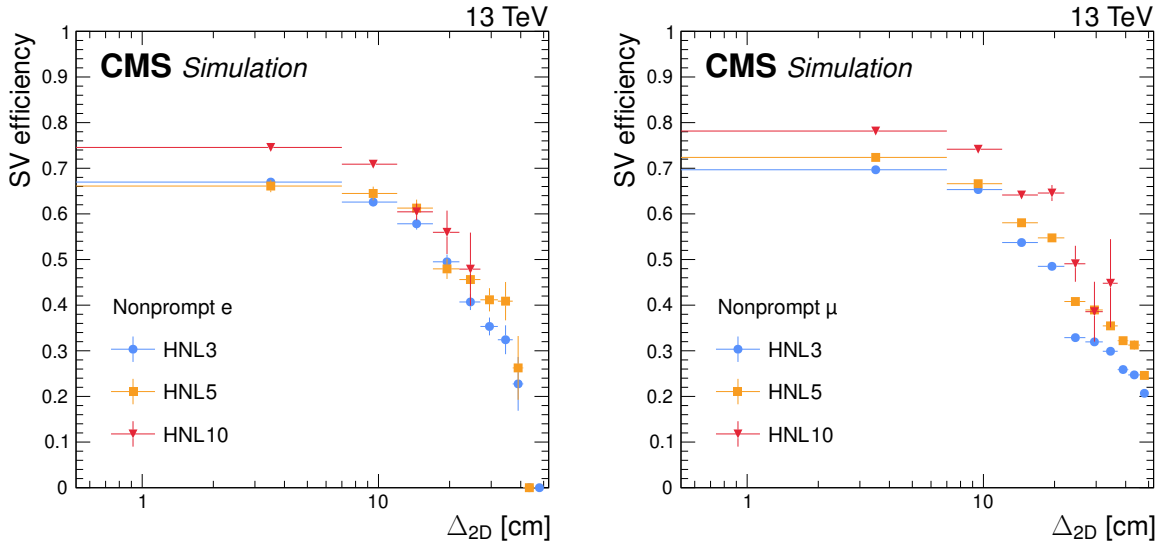


Figure 3: The SV reconstruction efficiency in simulated HNL signal events as a function of the SV displacement for vertices with a nonprompt electron (left) or muon (right). Three HNL signal scenarios are shown, with $m_N = 3$ GeV and $|V_{\ell N}|^2 = 9.9 \times 10^{-5}$ (HNL3, corresponding to $c\tau_N = 23$ mm), $m_N = 5$ GeV and $|V_{\ell N}|^2 = 1.6 \times 10^{-6}$ (HNL5, corresponding to $c\tau_N = 92$ mm), and $m_N = 10$ GeV and $|V_{\ell N}|^2 = 5.7 \times 10^{-7}$ (HNL10, corresponding to $c\tau_N = 7$ mm). The error bars in the plot represent statistical uncertainties.

Further requirements to remove background contributions are imposed on the invariant mass of the two selected leptons, $m(\ell_1 \ell_2) > 10$ GeV, and on their angular separation, $|\Delta\phi(\ell_1, \ell_2)| > 0.4$. Events with at least one additional jet separated from ℓ_1 by $\Delta R > 0.4$, as expected for top quark production, are removed and used as an orthogonal event selection for the validation of the background prediction described in Section 6. Events where ℓ_1 and ℓ_2 are OS muons and have $85 < m(\ell_1 \ell_2) < 95$ GeV are removed to suppress DY dimuon background contributions. This DY veto is introduced because of a correlation between the observables used in the background estimation observed in the OS dimuon channels, as described in Section 6, but is not required for the other channels. The event selection criteria are summarized in Table 2.

Table 2: Summary of the event selection criteria.

Event selection criteria
$N(\text{prompt } \ell_1) = 1$
$N(\text{nonprompt } \ell_2) = 1$
$N(\text{jets}) = 1$
$\Delta R(\ell_2, \text{jet}) < 0.7$
$\ell_2 \in \text{SV}$
$m(\ell_1 \ell_2) > 10$ GeV
$ \Delta\phi(\ell_1, \ell_2) > 0.4$
$m(\mu^\pm \mu^\mp) \notin [85, 95]$ GeV

Separate event categories are defined based on the flavors of ℓ_1 and ℓ_2 (ee , $e\mu$, μe , and $\mu\mu$), and for the cases of SS and OS charges. The invariant mass of ℓ_1 and the tracks belonging to the selected SV, $m(\ell_1, \text{SV})$, is an important observable for the discrimination between signal and background events. For HNL signal events, $m(\ell_1, \text{SV})$ is kinematically limited by the W

boson mass since it includes all charged particles originating from the W boson decay in the hard interaction but does not account for potential neutral hadrons and photons formed in the hadronic decay. The distribution of $m(\ell_1, SV)$ predicted from simulated event samples is shown in Fig. 4, separately for the different event categories.

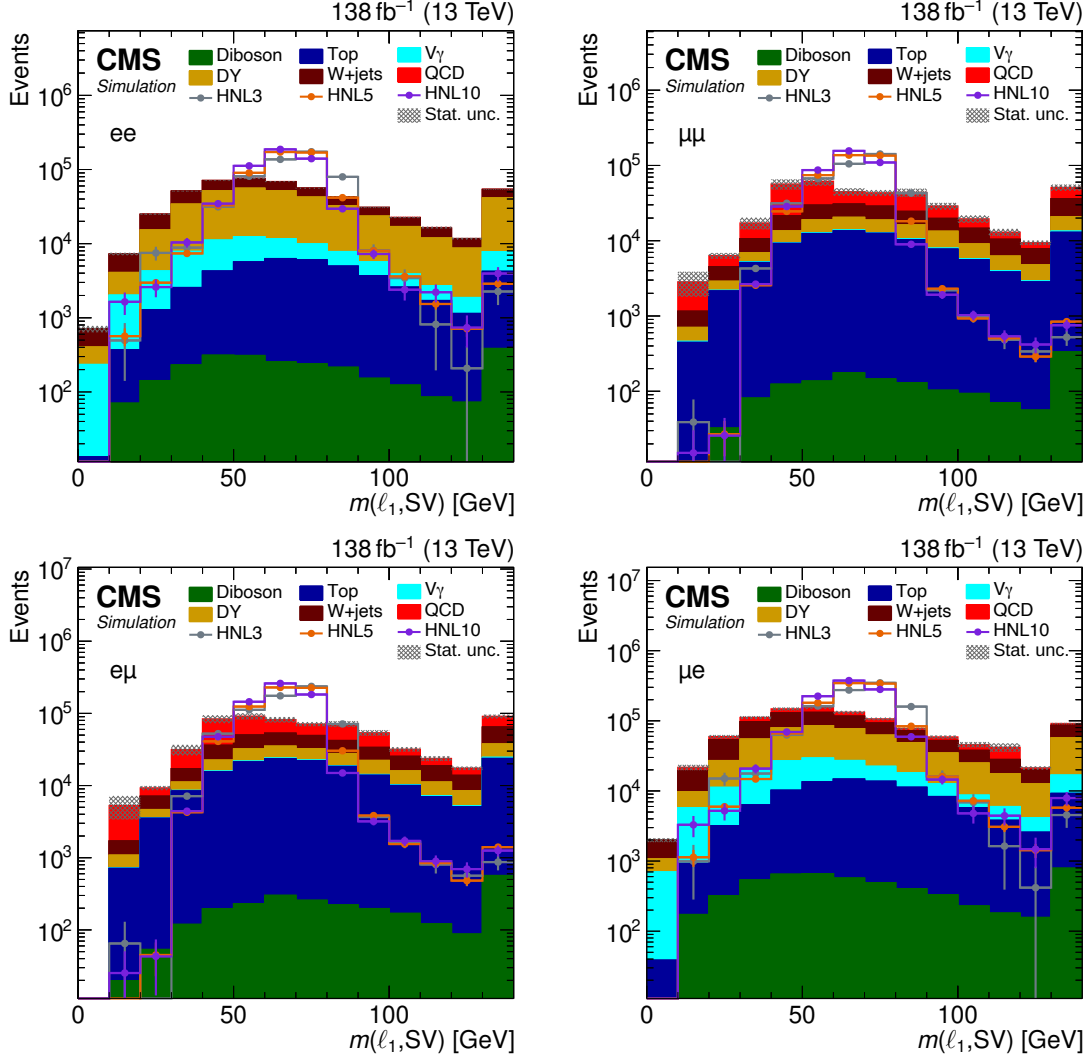


Figure 4: The $m(\ell_1, SV)$ distribution of predicted events yields after applying the selection summarized in Table 1, for the ee (upper left), $\mu\mu$ (upper right), $e\mu$ (lower left), and μe (lower right) categories. The filled histograms display the predicted background yields. The lines show the predicted yields for three HNL signal scenarios, with $m_N = 3 \text{ GeV}$ and $|V_{\ell N}|^2 = 9.9 \times 10^{-5}$ (HNL3), $m_N = 5 \text{ GeV}$ and $|V_{\ell N}|^2 = 1.6 \times 10^{-5}$ (HNL5), and $m_N = 10 \text{ GeV}$ and $|V_{\ell N}|^2 = 5.7 \times 10^{-7}$ (HNL10). The HNL signal yield is normalized to the total background yield. The last bins include the overflow.

5 Identification of the SV from an HNL decay

A multivariate discriminant based on machine learning is employed to distinguish between events with a reconstructed SV originating from an HNL decay and background events where, e.g., the jet accidentally overlaps with the nonprompt lepton. We employ a particle-flow network (PFN) [115], an application of the deep sets theorem [116], that uses per-particle information of the particles associated with the jet as well as per-event information associated with

the nonprompt lepton, the jet, and the SV. The PFN architecture consists of two sections, with three fully connected neural network layers of 128 nodes each per section. First, each individual particle is passed through the per-particle section, which is provided with the per-particle information and produces a 256-dimensional output representing the latent space. The per-particle outputs are added up in a summation layer, and the sums are provided together with event-level variables as inputs to the second section that processes the full event information. The two sections are combined into a single network, which allows for a simultaneous optimization of both the per-particle and per-event sections. The PFN output is a single score value between zero and one, where high (low) values are assigned to signal-like (background-like) events.

Up to 50 PF particles associated with the selected jet are used for the per-particle section. For each particle, the p_T , η , ϕ , charge, particle type as identified by the PF algorithm, impact parameter properties and uncertainties, number of hits in the pixel and strip detectors of the tracker system [77], and the association with tracks and SVs are provided as input variables to the PFN.

The per-event input variables are associated with the selected jet, nonprompt lepton, and SV. For the jet, the kinematic properties and the number of constituent particles are provided. For the nonprompt lepton, the kinematic properties, I_{rel} , impact parameter properties and uncertainties, and the number of hits in the pixel detector are used. Additionally, the ΔR between lepton and jet, the transverse component of the lepton momentum with respect to the jet axis, and the p_T ratio between the lepton and the jet are provided. For the SV, the kinematic properties including the invariant mass m_{SV} of the tracks associated with the SV, the number of tracks, the normalized χ^2 of the reconstruction as determined with the IVF, and the distance from the PV are used.

The PFN is trained with MC samples for the HNL signal, and the SM background samples described in Section 3. Only the QCD multijet sample is excluded from the training, because of its large statistical uncertainties. Only events passing the event selection summarized in Table 2 are used for the training. To account for the upgrade of the pixel detector in 2017 [78], PFNs are trained separately for the 2016 data set and the combined 2017–2018 data sets. Separate PFNs are trained for nonprompt electrons and muons, and for m_N up to and above 5 GeV. The reason for the split into a low- and high-mass PFN is the strong dependence of some of the input variables for HNL signal events on the m_N scenario, and also heavy-flavor background events are more similar to low-mass than to high-mass HNL events. For the low-mass (high-mass) PFN, the training is performed using an admixture of MC signal samples with HNL masses in the range of 1–5 (6–20) GeV and with different τ_N values.

The PFN training is performed with the KERAS v2.1.5 deep learning library [117] interfaced to TENSORFLOW v1.6 [118]. Parametric rectified linear functions are used for the activation, and the dropout parameter is set to 50%. The full training sample is divided into training (60%), validation (30%), and testing (10%) sets. The actual training is performed on the training set, while the validation set is only evaluated after each training epoch. The testing set is used for the final validation after the full training is done. The PFN is trained for a maximum of 100 epochs, and stopped earlier if the accuracy on the training data does not increase for four full training epochs. The model from the epoch with the best accuracy on the validation data is used as the final model. The PFN score is shown for simulated HNL and background events in Fig. 5.

A validation of differences in the shape of the PFN score between data and simulated events is performed to ensure that the signal efficiency is the same in data and simulation. The meson decays $K_S^0 \rightarrow \pi^+ \pi^-$ are a representative long-lived decay process that can be used to emulate

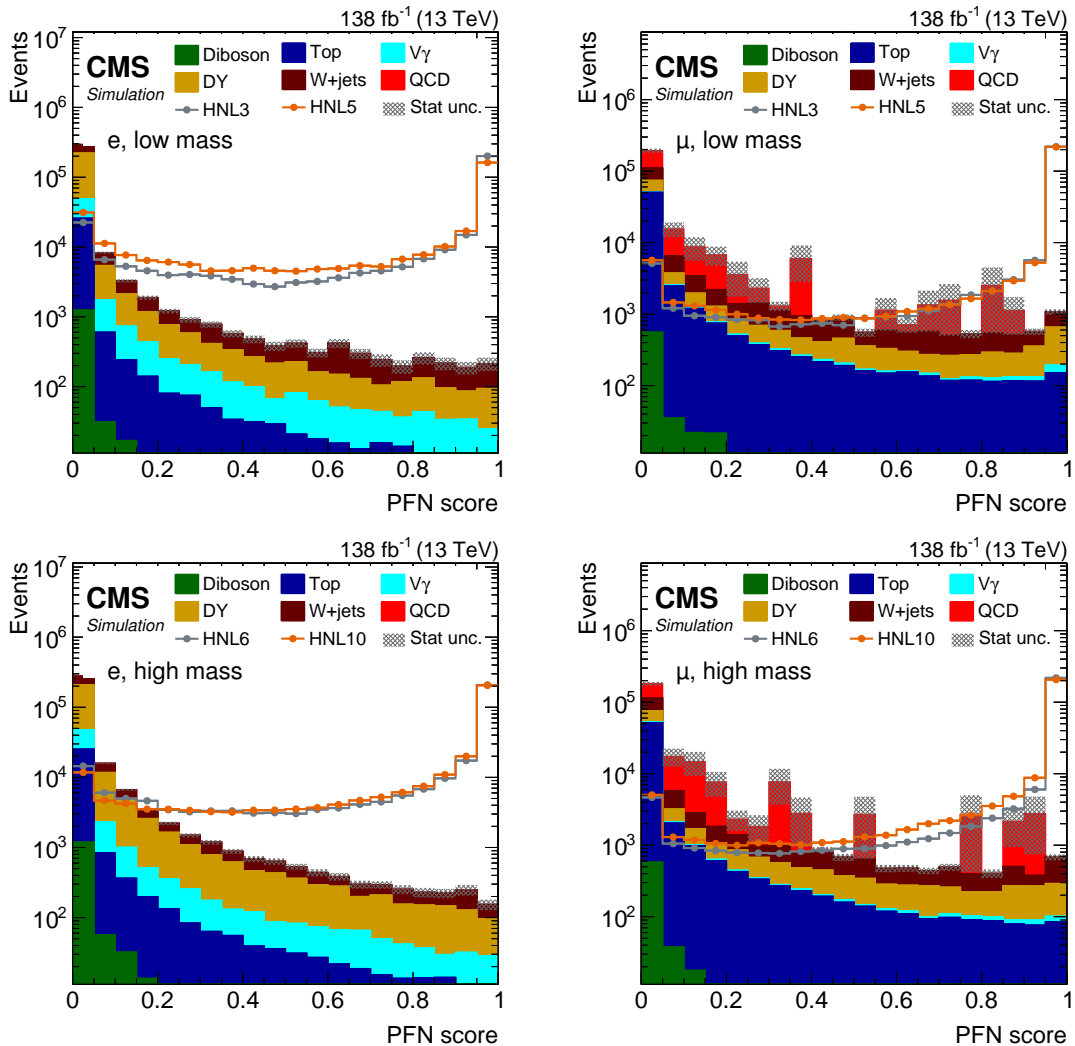


Figure 5: The PFN score distribution of predicted events yields after applying the selection summarized in Table 1, for the combined ee and μe (left) or $\mu\mu$ and $e\mu$ (right) categories, using the low-mass (upper) or high-mass (lower) PFNs. The filled histograms display the predicted background yields, where the QCD multijet background displays huge statistical fluctuations for PFN scores above 0.2. The lines show the predicted yields for four HNL signal scenarios, with $m_N = 3\text{ GeV}$ and $|V_{\ell N}|^2 = 9.9 \times 10^{-5}$ (HNL3), $m_N = 5\text{ GeV}$ and $|V_{\ell N}|^2 = 1.6 \times 10^{-6}$ (HNL5), $m_N = 6\text{ GeV}$ and $|V_{\ell N}|^2 = 2.0 \times 10^{-6}$ (HNL6), and $m_N = 10\text{ GeV}$ and $|V_{\ell N}|^2 = 5.7 \times 10^{-7}$ (HNL10). The HNL signal yield is normalized to the total background yield.

HNL decays. Following a procedure similar to that described in Ref. [119], a pure sample of $Z \rightarrow \mu^+ \mu^-$ events is selected, requiring two OS muons with $m(\mu^\pm \mu^\mp)$ within 10 GeV of the Z boson mass [120] to facilitate the data-to-simulation comparison and normalization. These events are then required to contain an SV formed by two tracks with an invariant mass within 15 MeV of the K_S^0 meson mass [120]. The K_S^0 meson is typically found within a jet with additional PF candidates. The identification of the SV and jet is performed with the same configuration employed for HNL events. All PF particles in the jet, including those not associated with the K_S^0 meson decay, are used as inputs to the PFN. Since no displaced lepton is present in the K_S^0 meson decay, the π^\pm with the higher p_T is chosen to emulate the displaced lepton for the PFN. In Fig. 6, the result of this comparison is shown for the low-mass PFNs. The total K_S^0 candidate yield derived from MC samples is normalized to the yield in data, to facilitate the shape

comparison of the PFN score. Agreement between the data and the MC prediction within 20% is found over the whole range of the PFN score, both in the electron and muon channels, and an agreement of better than 10% for the bins with the highest PFN scores. A similar level of agreement is found for the high-mass PFNs.

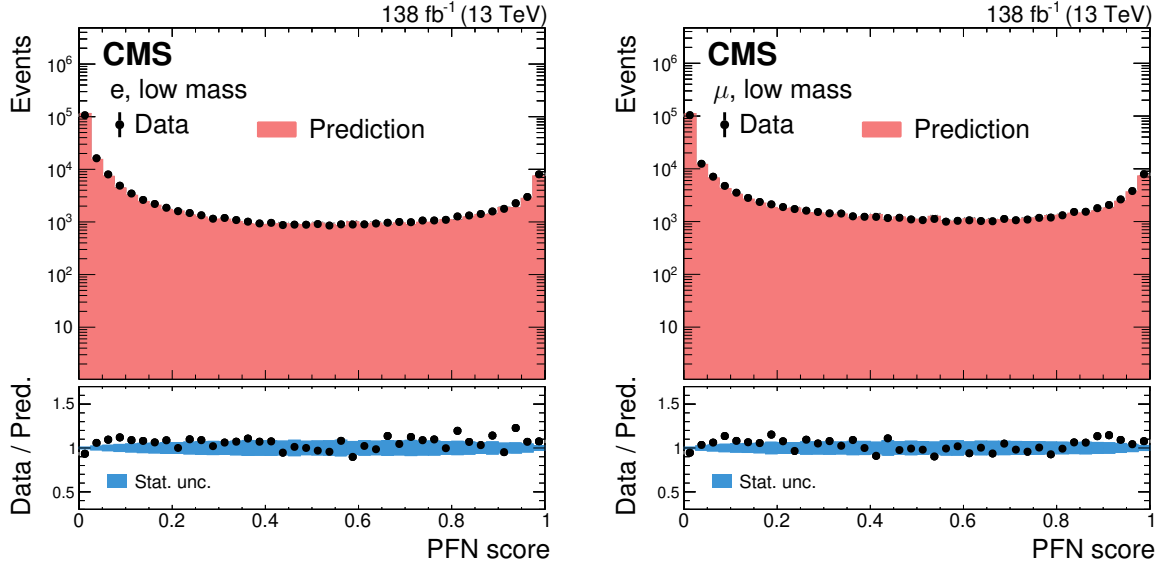


Figure 6: Predicted and observed event yields in the PFN score distribution for $K_S^0 \rightarrow \pi^+ \pi^-$ decays in $Z \rightarrow \mu^+ \mu^-$ events, using the low-mass PFNs for the electron (left) and muon (right) channels, where the π^\pm with higher p_T is treated as the lepton. The prediction is scaled to match the overall data yield. The lower panels show the data-to-prediction ratio.

6 Background estimation

After applying all event selection criteria, the main sources of SM background contributions are top quark, W +jets, DY , and QCD multijet production. Their relative contributions vary across the different channels. To further suppress background events and enrich the event sample used for the background estimation with events that have properties similar to expected HNL signal events, all events are required to have a PFN score of at least 0.2. The selection after this additional requirement will be referred to as the signal region (SR), and is generally different when using low- or high-mass PFNs. Contributions from DY production are found in the ee and $\mu\mu$ categories, where one lepton is poorly reconstructed and identified as nonprompt, and combined with a random track to form a compatible SV. Background contributions from top quark (W +jets) production typically have one genuine prompt lepton and a second lepton inside a jet that is reconstructed in genuine (accidental) association with an SV. The QCD multijet events contribute especially to the $\mu\mu$ and $e\mu$ categories, and neither the prompt nor nonprompt lepton is genuine. A final background source arises from displaced photon conversions in the detector material and contributes mainly to the ee and μe categories, which have a photon radiated from a prompt lepton and subsequently converted into an $e^+ e^-$ pair with one electron receiving most of the momentum.

Background estimates for displaced signatures based on MC simulation are known to be poorly modeled. Thus, we employ a background estimation method using data control samples and rely on the discriminating powers of the $m(\ell_1, SV)$ distribution described in Section 4 and the PFN score described in Section 5.

A target region A is defined by requiring $50 < m(\ell_1, SV) < 85 \text{ GeV}$ and that the PFN score

is above a threshold value x . Values of $0.97 \leq x \leq 0.998$ are chosen separately for each event category, optimized to achieve minimal but nonzero background yields while preserving a reasonable level of signal efficiency. To further increase the sensitivity to the HNL signal, the SR is binned in m_{SV} and the transverse displacement Δ_{2D} between PV and SV. An ABCD method [121] is then employed to predict the background contribution in region A from the observed yields in three sideband regions B, C, and D, based on inverting one or both of the $m(\ell_1, SV)$ and PFN score requirements. The region definitions are listed in Table 3 and shown schematically in Fig. 7. The expected number of background events in region A, N_A , is then estimated from the observed number of events in the sideband regions as $N_A = N_B N_C / N_D$. This evaluation is done separately for each bin in m_{SV} and Δ_{2D} , and separately using the low- and high-mass PFNs.

Table 3: Definition of target and sideband regions used in the ABCD background estimation method for the signal (SR), validation (VR), and control (CR) regions. The threshold value x is chosen between 0.97 and 0.998 separately for each event category, as described in the text.

Region	$N(\text{jets})$	PFN score	$m(\ell_1, SV)$ [GeV]
SR-A	=1	$>x$	>50 and <85
SR-B	=1	>0.2 and $<x$	>50 and <85
SR-C	=1	$>x$	<50 or >85
SR-D	=1	>0.2 and $<x$	<50 or >85
VR-AB	>1	>0.2	>50 and <85
VR-CD	>1	>0.2	<50 or >85
CR-A	≥ 1	$>x$	>85 and <110
CR-B	≥ 1	>0.2 and $<x$	>85 and <110
CR-C	≥ 1	$>x$	<50 or >110
CR-D	≥ 1	>0.2 and $<x$	<50 or >110

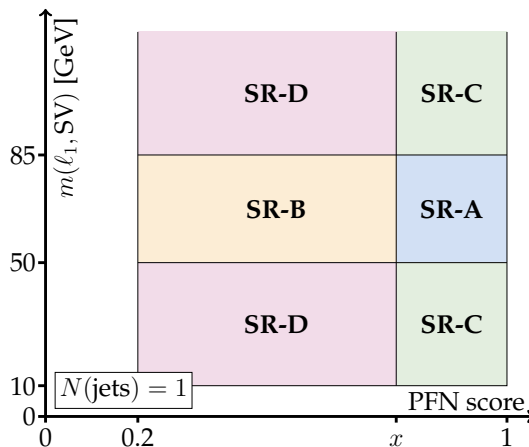


Figure 7: Illustration of the target and sideband region definitions for the ABCD method applied to the SR, in terms of $N(\text{jets})$, $m(\ell_1, SV)$, and the PFN score.

The ABCD method relies on the absence of correlation between the PFN score and $m(\ell_1, SV)$. An orthogonal event selection with $N(\text{jets}) > 1$ is used to define a validation region (VR) divided into a target region with $50 < m(\ell_1, SV) < 85$ GeV and a sideband region outside of this interval, as listed in Table 3. In Fig. 8, the PFN scores in data are compared for VR events in the target and sideband regions and, notably, no difference is observed between the shapes.

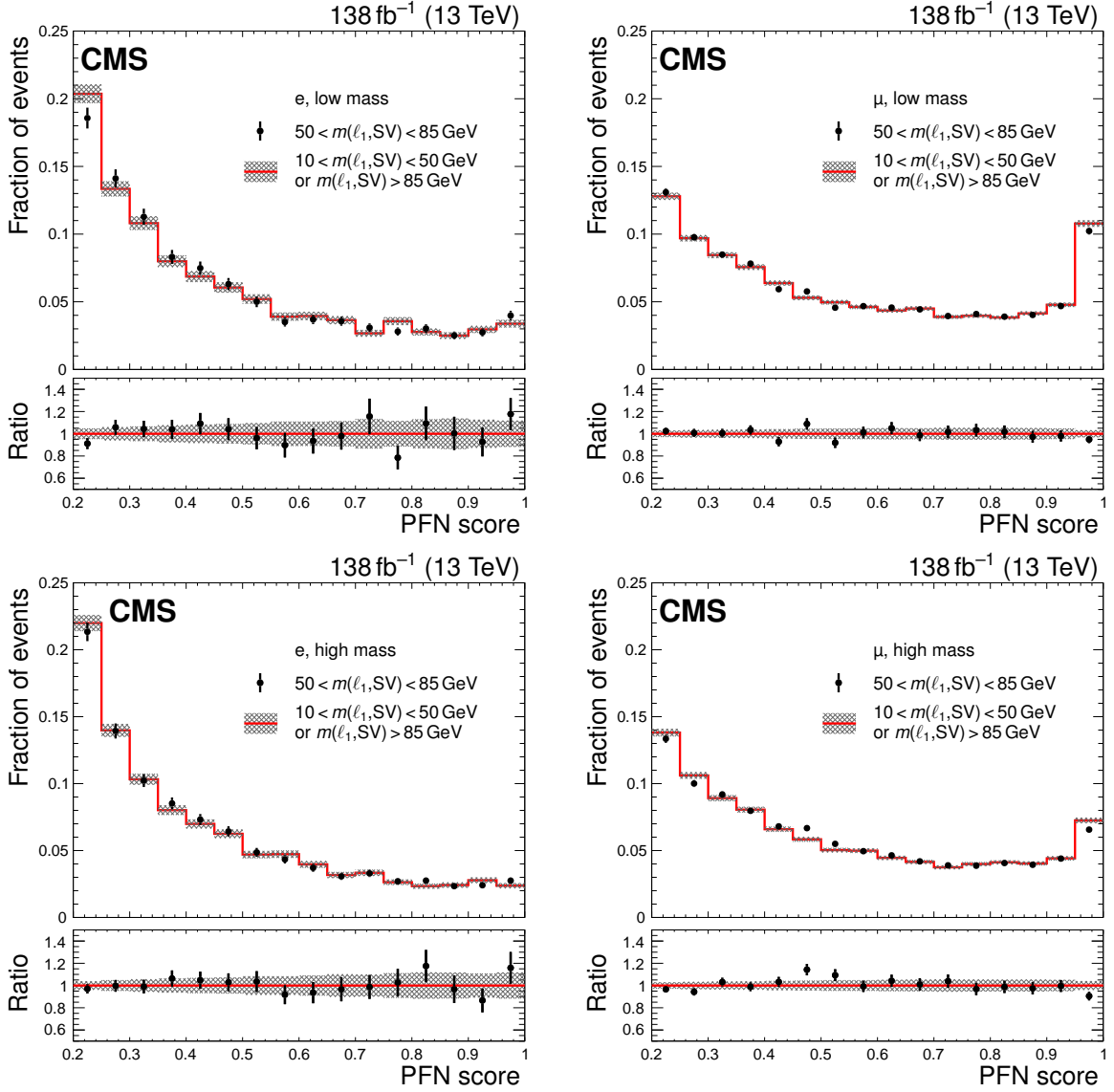


Figure 8: The PFN scores in data in the VR, shown for the electron (left) and muon (right) trainings with the low-mass (upper) and high-mass (lower) samples. The distributions are normalized to unity to facilitate a shape comparison. Statistical uncertainties are indicated with error bars and shaded areas. The lower panels show the ratio of the VR-AB to the VR-CD yields.

The Pearson correlation coefficients, which measure the strength and direction of the linear relation, are calculated between $m(\ell_1, SV)$ and the PFN score, and p -values are evaluated to determine the statistical significance of the correlation [122]. We find correlation coefficients very close to zero in most cases, and also the p -values indicate a weak or negligible linear dependence of the PFN score on $m(\ell_1, SV)$. Only in the OS $\mu\mu$ category with the low-mass PFN is a relevant statistical dependence found, attributed to DY dimuon events.

To correct for the bias in the background estimation from the correlation between $m(\ell_1, SV)$ and the PFN score in DY dimuon events, we apply correction factors to the ABCD estimate. The correction factors are computed by comparing the direct DY MC prediction in region A with the ABCD estimate derived from the DY MC prediction in the other regions, and scaled with the fraction of the DY MC prediction to the total MC background prediction in region A.

Each bin of the OS $\mu\mu$ categories when using the low-mass PFNs is corrected separately.

For an additional check of the ABCD background estimation method, we define a control region (CR) that includes all events from the SR and VR outside the interval $50 < m(\ell_1, SV) < 85$ GeV, i.e., excluding the target regions of the SR and VR. The target region of the CR is defined by the requirement $85 < m(\ell_1, SV) < 110$ GeV, and the corresponding sideband definitions are listed in Table 3. By comparing the ABCD estimate for event yields in the target region to the observed data, we assess the accuracy of the background prediction method. The results of this comparison are shown in Figs. 9–10. A good closure of the background prediction estimate is found when taking the large statistical uncertainty of the data into account.

7 Systematic uncertainties

The predicted number of background events, as well as the expected number of signal events in the different SR bins for the different event categories, are affected by several sources of systematic uncertainty. Several theoretical and experimental uncertainties affect the HNL signal yields, with some changing only the overall normalization and others also affecting the shape of the signal prediction in the SR bins. For the background yields, two dedicated uncertainties are evaluated that both affect the shape of the prediction. A summary of the different systematic uncertainty sources is given in Table 4.

Table 4: Summary of systematic uncertainty sources in the signal and background predictions.

Source	Type	Uncertainty [%]
<i>Signal prediction</i>		
NNLO K -factor	Normalization	4
Integrated luminosity	Normalization	1.6
Pileup modeling	Shape	4.6
$e(\mu)$ trigger efficiency	Shape	1 (<1)
Prompt $e(\mu)$ selection efficiency	Shape	2–4 (1–3)
Nonprompt $e(\mu)$ selection efficiency	Shape	1–20 (<1)
Tracking efficiency	Shape	7.3
Jet energy scale & resolution	Shape	1–2
PFN score	Normalization	10
<i>Background prediction</i>		
CR closure	Shape	20–30
DY scale factor (OS $\mu\mu$, low mass)	Shape	20–50

The K -factor applied to the normalization of HNL signal events has an uncertainty of 4%, evaluated by performing variations of the factorization and renormalization scales and of the PDFs in the NNLO W boson production calculation. Additionally, the p_T spectrum of the simulated W boson in SM W +jets production at either NLO or LO accuracy was compared, and all differences were found to be covered by the K -factor uncertainty.

The integrated luminosity of the three data-taking years is measured with uncertainties between 1.2 and 2.5% [123–125], with a total uncertainty of 1.6% for the combined data set. The modeling uncertainty of pileup interactions is assessed by varying the total pp inelastic cross section in simulation by $\pm 4.6\%$.

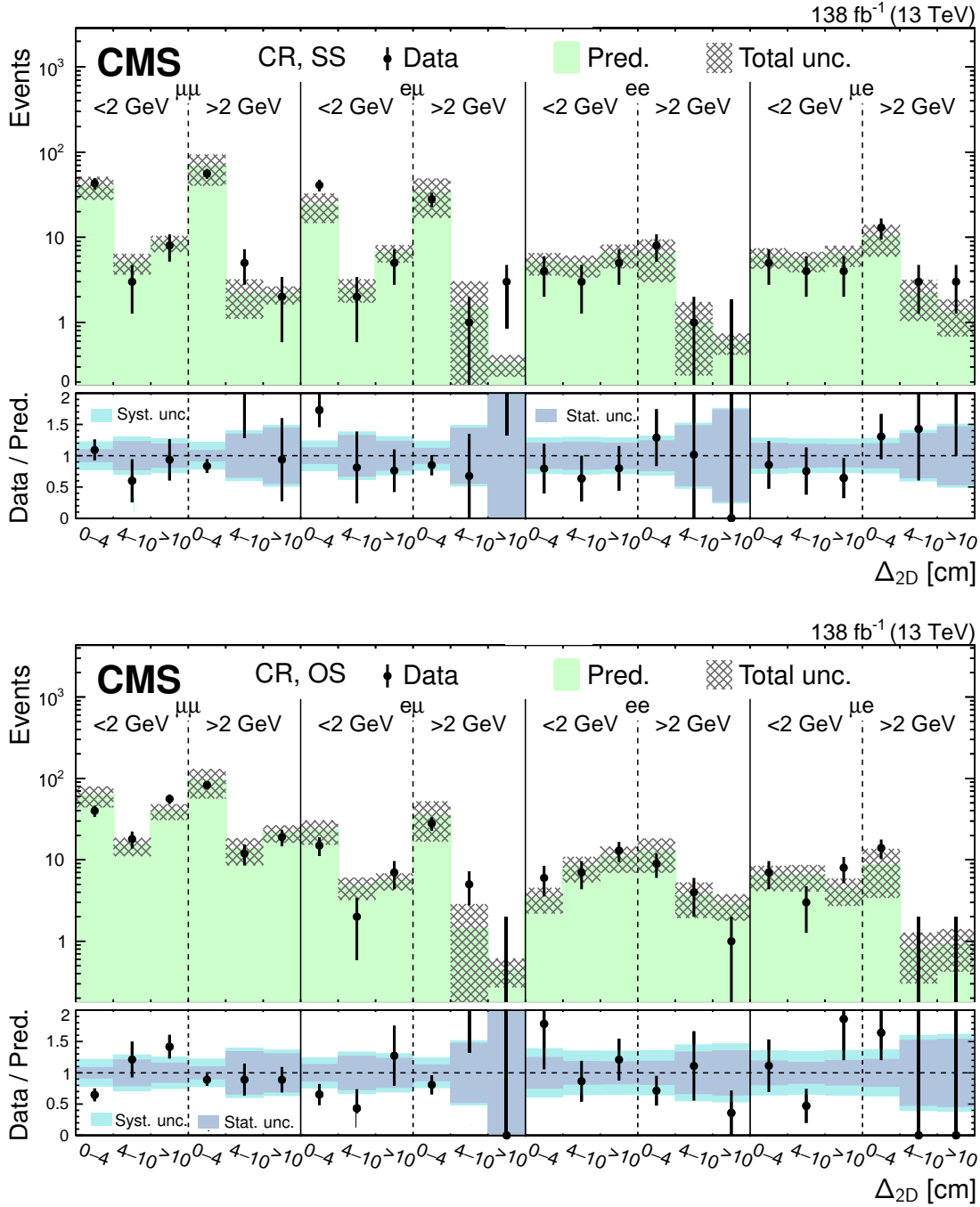


Figure 9: Predicted and observed event yields in the CR for the low-mass PFNs in the SS (upper) and OS (lower) categories, binned by flavor channel, m_{SV} (as specified below the flavor channel), and Δ_{2D} . The hashed bands represent the total uncertainty in the background prediction. The lower panels show the data-to-prediction ratio and the background prediction uncertainty is split into statistical and systematic contributions.

The efficiencies of the trigger and prompt-lepton selections are measured in data and simulation with the “tag-and-probe” method applied to $Z \rightarrow \ell^+ \ell^-$ events [126]. Differences between efficiencies in data and simulation are corrected for with scale factors, and the uncertainties in these scale factors are considered for the HNL signal yield. The uncertainties in the trigger scale factors are found to be about 1% (less than 1%) for the single-electron (single-muon)

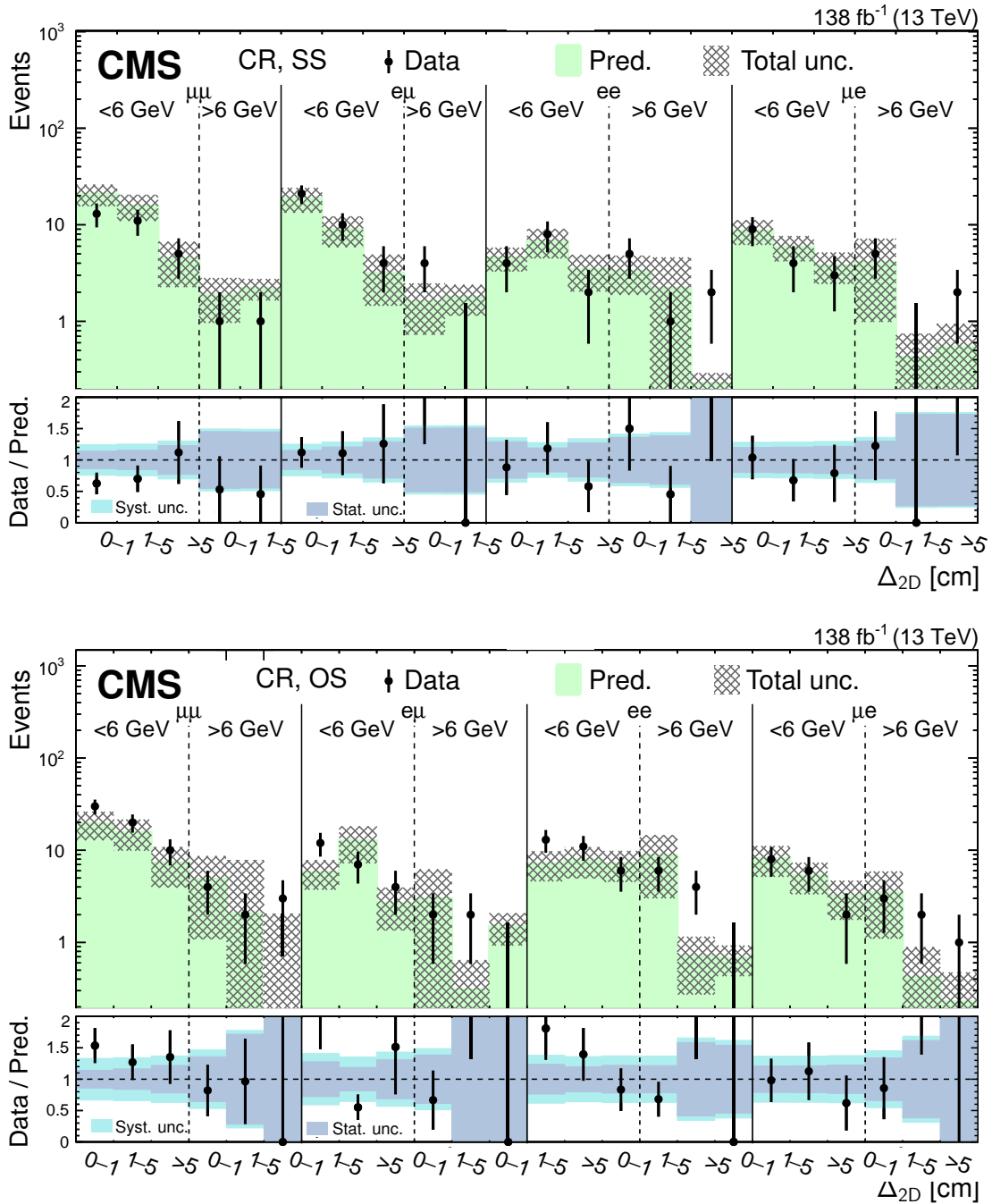


Figure 10: Predicted and observed event yields in the CR for the high-mass PFNs in the SS (upper) and OS (lower) categories, binned by flavor channel, m_{SV} (as specified below the flavor channel), and Δ_{2D} . The hashed bands represent the total uncertainty in the background prediction. The lower panels show the data-to-prediction ratio and the background prediction uncertainty is split into statistical and systematic contributions.

trigger, and in the selection scale factors to be 2–4 (1–3)% for electrons (muons).

The selection efficiency for nonprompt electrons is studied in asymmetric photon conversions events, following the procedure described in Ref. [40]. Events with $Z \rightarrow l^+l^-\gamma \rightarrow l^+l^-e^\pm(e^\mp)$, where (e^\mp) is a low- p_T electron that is not reconstructed in the detector, are selected and data-to-simulation differences are evaluated as a function of a displacement vari-

able. Systematic uncertainties in the range 1–20% are found, depending on the SR bin.

The nonprompt-muon selection efficiency is studied with a tag-and-probe method in $B^\pm \rightarrow J/\psi K^\pm \rightarrow \mu^+ \mu^- K^\pm$ events, where the muon pair from the J/ψ meson decay provides a good proxy to nonprompt muons in HNL decays [40]. The differences between the efficiencies measured in data and simulated events are found to be small, with a systematic uncertainty of less than 1%.

The track and SV reconstruction efficiency is studied using K_S^0 meson decays to two charged particles, which provide an event signature with two displaced tracks originating from a common vertex [119]. We find that reconstruction inefficiencies originate almost entirely from the track reconstruction inefficiency, while the SV reconstruction is almost 100% efficient. Scale factors are applied as a function of p_T and displacement to correct the simulation for differences with data, and we assign half the difference from unity as a systematic uncertainty.

Uncertainties in the momentum scale and resolution of prompt leptons [87, 89] are found to be negligible. Possible discrepancies between data and simulation in the momentum scale and resolution of nonprompt tracks are assessed by comparing the mean values and standard deviations of Gaussian fits to the reconstructed K_S^0 candidate mass, in bins of SV displacement. All discrepancies are found to be below 1% and are neglected.

The systematic uncertainties associated with the jet energy scale and resolution [86] are evaluated by independently scaling the energy of jets up and down by their uncertainty. These variations result in a variation of the HNL signal yield by 1–2%.

The PFN score validation in K_S^0 meson decays, as described in Section 5, is used to evaluate a systematic uncertainty that covers differences between data and simulation in the PFN score for HNL events. For high values of the PFN score, discrepancies between data and simulation of up to 10% are observed, consistent for different PFN trainings and data-taking years. Thus, we assign an overall 10% uncertainty in the HNL yield.

The predicted background yields in the SR are subject to statistical uncertainties in the observed event yields in the sideband regions, resulting in uncertainties of up to 50% in the SR yields. An additional systematic uncertainty in the background prediction is evaluated from the agreement between predicted and observed yields in the CR, resulting in an uncertainty of 20–30% depending on the channel. As discussed in Section 6, an additional scale factor is applied to the background prediction in the OS $\mu\mu$ low-mass channel. The limited size of the DY MC sample used for the derivation of this scale factor results in an uncertainty of 20–50%, depending on the SR bin.

8 Results

The yields in the four flavor channels are analyzed with both the low- and high-mass PFNs, and binned according to m_{SV} and Δ_{2D} . For the low-mass analysis, two m_{SV} bins <2 and >2 GeV are formed, and each is divided into three Δ_{2D} bins <4 , 4 – 10 , and >10 cm. For the high-mass analysis, the two m_{SV} bins are <6 and >6 GeV, each divided by Δ_{2D} as <1 , 1 – 5 , and >5 cm. The observed data and the predicted background yields from the ABCD method in these bins are shown in Fig. 11 (12) for the low-mass (high-mass) PFNs. The number of observed events in data is in agreement with the SM background expectations within the statistical and systematic uncertainties. No significant data excess is found in any final state or SR bin.

For each $(m_N, |V_{\ell N}|^2)$ HNL signal scenario, we evaluate upper limits on the production cross

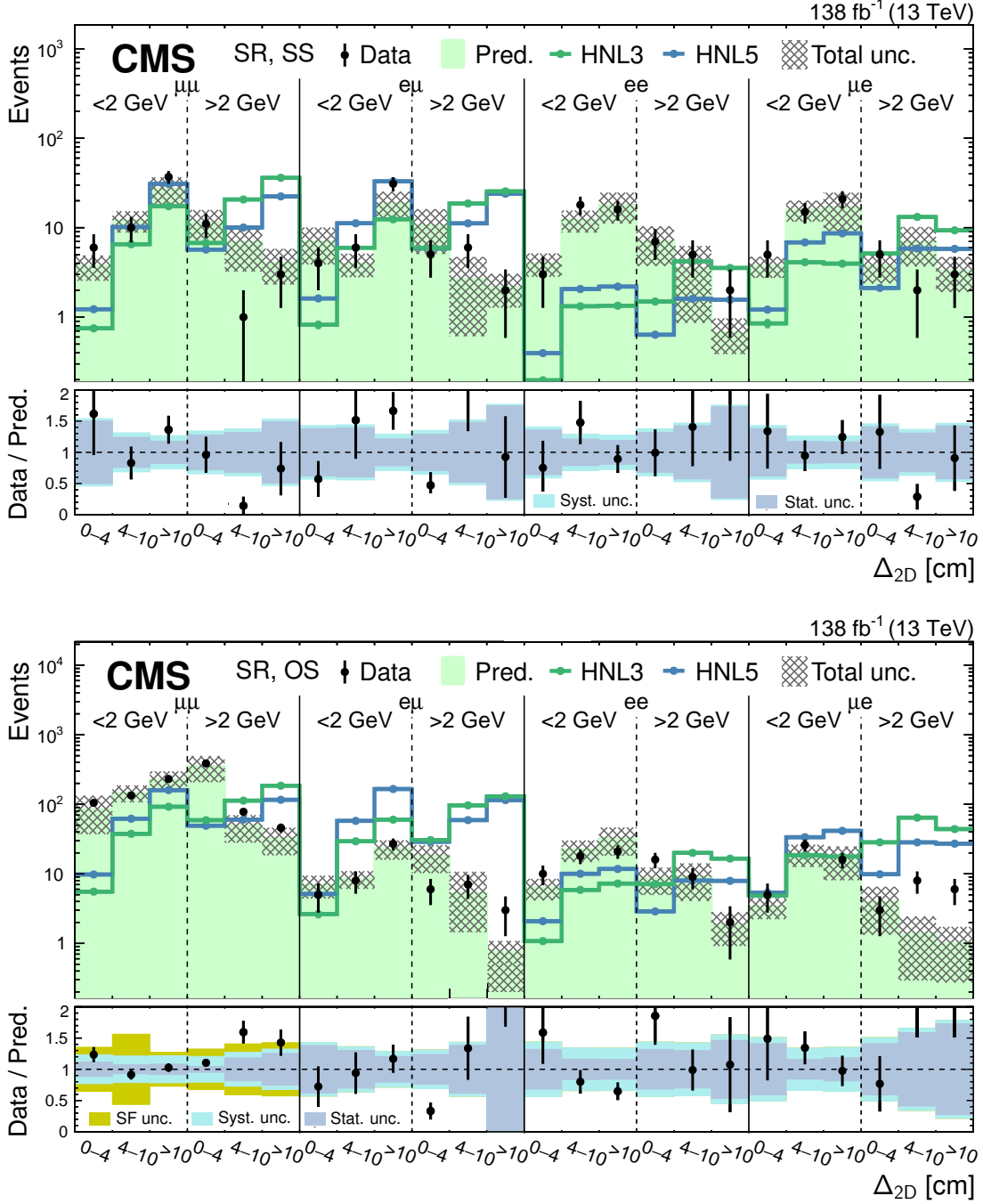


Figure 11: Predicted and observed SR event yields for the SS (upper) and OS (lower) categories of the low-mass PFNs, binned by flavor channel, m_{SV} (as specified below the flavor channel), and Δ_{2D} . The hashed band represents the total systematic and statistical uncertainty in the background prediction. Signal predictions are shown for two HNL production hypotheses, with $m_N = 3$ GeV and $|V_{\ell N}|^2 = 9.9 \times 10^{-5}$ (HNL3), and $m_N = 5$ GeV and $|V_{\ell N}|^2 = 1.6 \times 10^{-6}$ (HNL5). The lower panels show the data-to-prediction ratio and the background prediction uncertainty is split into statistical, main systematic, and DY scale factor contributions.

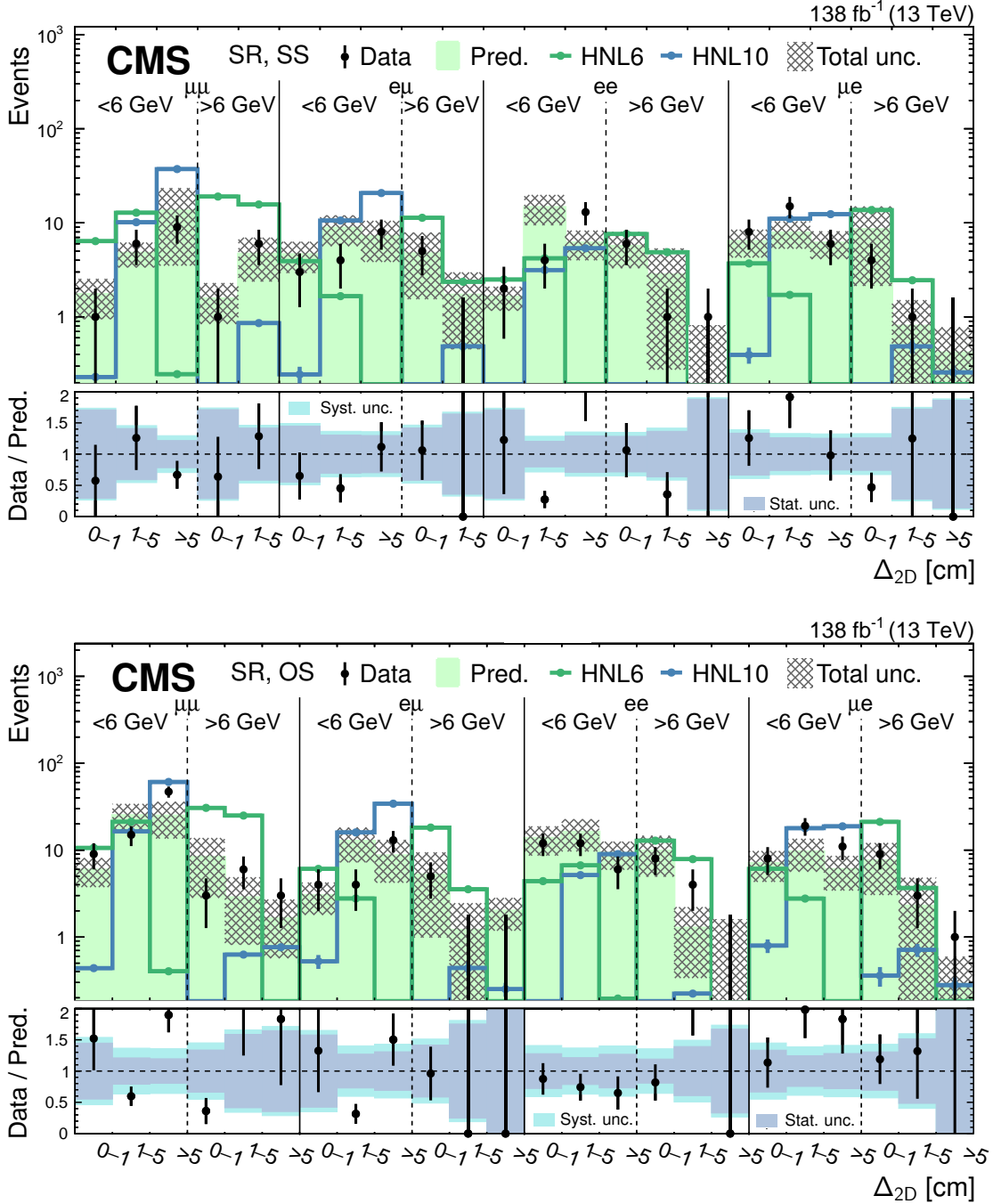


Figure 12: Predicted and observed SR event yields for the SS (upper) and OS (lower) categories of the high-mass PFNs, binned by flavor channel, m_{SV} (as specified below the flavor channel), and Δ_{2D} . The hashed band represents the total systematic and statistical uncertainty in the background prediction. Signal predictions are shown for two HNL production hypotheses, with $m_N = 6$ GeV and $|V_{\ell N}|^2 = 2.0 \times 10^{-7}$ (HNL6), and $m_N = 6$ GeV and $|V_{\ell N}|^2 = 5.7 \times 10^{-7}$ (HNL10). The lower panels show the data-to-prediction ratio and the background prediction uncertainty is split into statistical and systematic contributions.

section using the modified frequentist CL_s criterion [127, 128]. A profile likelihood ratio is used as test statistic [129], employing the asymptotic approximation [130] in the limit setting procedure. The binned likelihood is constructed from the observed data yields and the expected signal and background yields in the bins defined for the SR. The expected signal yields are estimated from simulation, and the expected background yields are predicted through the ABCD method described in Section 6. Systematic uncertainties, which include effects on the shapes of the distributions, are incorporated in the likelihood as constrained nuisance parameters. The binned profile likelihood fits are performed with the CMS statistical analysis tool COMBINE [131], which is based on the ROOFIT [132] and ROOSTATS [133] frameworks.

We derive exclusion limits on $|V_{eN}|^2$, $|V_{\mu N}|^2$, and $|V_{eN}V_{\mu N}|^2/(|V_{eN}|^2 + |V_{\mu N}|^2)$ as functions of m_N , separately for the cases of Majorana and Dirac HNLs, using a grid of points in the $(m_N, |V_{\ell N}|^2)$ parameter space. A signal scenario is excluded if the predicted cross section is incompatible with the observed data at 95% CL. The obtained limits are connected with straight lines between neighboring mass points. We consider values of $1 < m_N < 20$ GeV with a step size of 0.5 or 1 GeV. For each mass point, per-event reweighting is employed to interpolate across the entire range of interest in $|V_{\ell N}|^2$, using all available MC samples, as described in Section 3. The obtained exclusion limits are presented in Fig. 13.

The exclusion limits exhibit both an upper and a lower curve, corresponding to HNL scenarios with short and long lifetimes. The results of this study extend existing exclusion limits into the parameter space characterized by longer lifetimes and, correspondingly, smaller $|V_{\ell N}|^2$ values. In Table 5, the observed limits are summarized for those mass points where the lowest values of $|V_{\ell N}|^2$ are excluded per scenario.

Table 5: Comparison of lowest and highest $|V_{\ell N}|^2$ values excluded at 95% CL for Majorana and Dirac HNLs with different coupling scenarios. For each scenario, the m_N value where the lowest $|V_{\ell N}|^2$ value is excluded is shown.

Type	Coupling	m_N [GeV]	95% CL exclusion	
			Lowest value	Highest value
Majorana	$ V_{eN} ^2$	10	9.1×10^{-7}	5.6×10^{-5}
Majorana	$ V_{\mu N} ^2$	14	2.9×10^{-7}	4.8×10^{-6}
Majorana	$ V_{eN}V_{\mu N} ^2/(V_{eN} ^2 + V_{\mu N} ^2)$	12	1.3×10^{-7}	6.7×10^{-6}
Dirac	$ V_{eN} ^2$	11.5	6.9×10^{-7}	6.8×10^{-5}
Dirac	$ V_{\mu N} ^2$	13.5	2.7×10^{-7}	2.1×10^{-5}
Dirac	$ V_{eN}V_{\mu N} ^2/(V_{eN} ^2 + V_{\mu N} ^2)$	12	1.2×10^{-7}	1.8×10^{-5}

Other experiments and searches have established more stringent limits for some of the mass range probed in this analysis. The CHARM experiment [56] has excluded electron (muon) couplings for $1.0 < m_N < 2.1$ (1.9) GeV, with $|V_{\ell N}|^2$ values as low as 10^{-7} . The previous CMS search for HNLs decaying in the muon system [45] found more stringent limits in the mass range 1–2.8 GeV, with electron (muon) couplings excluded with $|V_{\ell N}|^2$ values as low as 0.9 (0.5) $\times 10^{-6}$. The displaced trilepton search [40] and the displaced-jet-tagger analysis in the same final state [44] probe similar m_N and $|V_{\ell N}|^2$ regions as this work. In the mass range 2–10 GeV, the two searches exhibit sensitivities that are comparable to our results. For masses of 10–17 GeV and $|V_{\ell N}|^2$ values below 10^{-5} , the requirement of an SV in this analysis results in the removal of a significant amount of background from the SRs, resulting in more stringent limits when compared to Ref. [44]. For masses above 10 GeV and higher coupling values (i.e., shorter lifetime), however, the displaced-jet-tagger approach shows a better sensitivity. Compared to

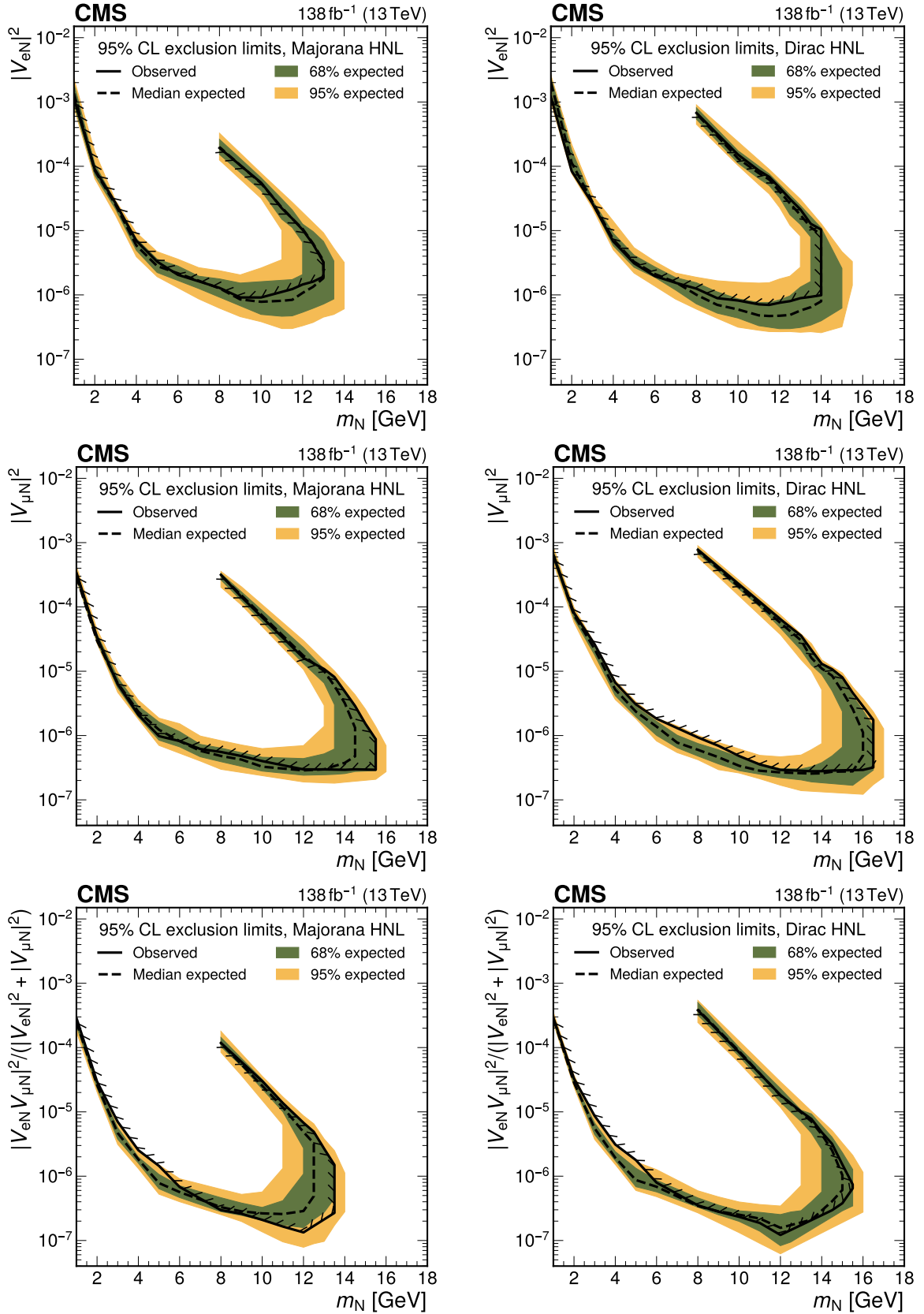


Figure 13: Exclusion limits at 95% CL on $|V_{eN}|^2$ (upper row), $|V_{\mu N}|^2$ (middle row), and $|V_{eN}V_{\mu N}|^2/(|V_{eN}|^2 + |V_{\mu N}|^2)$ (lower row) as functions of m_N for a Majorana (left) and Dirac (right) HNL. The solid (dashed) black curve indicates the observed (expected) exclusion, where the parameter combinations inside the curve are excluded.

the recent prompt trilepton search [46], the limits on $|V_{eN}|^2$ and $|V_{\mu N}|^2$ presented here are more stringent in the probed mass range by more than one order of magnitude.

9 Summary

A search for long-lived heavy neutral leptons (HNLs) has been presented using proton-proton collision events with one prompt lepton and a system of a nonprompt lepton and a jet associated with a secondary vertex. The data set corresponds to 138 fb^{-1} and was collected by the CMS experiment at the LHC in 2016–2018. A dedicated machine-learning method is developed and utilized to identify the secondary vertex associated with the HNL decay. No excess of events above the standard model background prediction obtained from control samples in data is found. Exclusion limits at 95% confidence level are evaluated for different HNL coupling scenarios as functions of the HNL mass and the mixing parameter with standard model neutrinos. The obtained exclusion limits cover HNL masses from 1 to 16.5 GeV and squared mixing parameters as low as 2×10^{-7} , depending on the scenario. These results exceed previous experimental constraints derived in the single-lepton decay channel in the mass range 11–16.5 GeV. For some of the considered coupling scenarios and mass ranges, the presented limits are the strongest to date.

Acknowledgments

We congratulate our colleagues in the CERN accelerator departments for the excellent performance of the LHC and thank the technical and administrative staffs at CERN and at other CMS institutes for their contributions to the success of the CMS effort. In addition, we gratefully acknowledge the computing centers and personnel of the Worldwide LHC Computing Grid and other centers for delivering so effectively the computing infrastructure essential to our analyses. Finally, we acknowledge the enduring support for the construction and operation of the LHC, the CMS detector, and the supporting computing infrastructure provided by the following funding agencies: SC (Armenia), BMBWF and FWF (Austria); FNRS and FWO (Belgium); CNPq, CAPES, FAPERJ, FAPERGS, and FAPESP (Brazil); MES and BNSF (Bulgaria); CERN; CAS, MoST, and NSFC (China); MINCIENCIAS (Colombia); MSES and CSF (Croatia); RIF (Cyprus); SENESCYT (Ecuador); ERC PRG, RVTT3 and MoER TK202 (Estonia); Academy of Finland, MEC, and HIP (Finland); CEA and CNRS/IN2P3 (France); SRNSF (Georgia); BMBF, DFG, and HGF (Germany); GSRI (Greece); NKFIH (Hungary); DAE and DST (India); IPM (Iran); SFI (Ireland); INFN (Italy); MSIP and NRF (Republic of Korea); MES (Latvia); LMTLT (Lithuania); MOE and UM (Malaysia); BUAP, CINVESTAV, CONACYT, LNS, SEP, and UASLP-FAI (Mexico); MOS (Montenegro); MBIE (New Zealand); PAEC (Pakistan); MES and NSC (Poland); FCT (Portugal); MESTD (Serbia); MCIN/AEI and PCTI (Spain); MOSTR (Sri Lanka); Swiss Funding Agencies (Switzerland); MST (Taipei); MHESI and NSTDA (Thailand); TUBITAK and TENMAK (Turkey); NASU (Ukraine); STFC (United Kingdom); DOE and NSF (USA).

Individuals have received support from the Marie-Curie program and the European Research Council and Horizon 2020 Grant, contract Nos. 675440, 724704, 752730, 758316, 765710, 824093, 101115353, 101002207, and COST Action CA16108 (European Union); the Leventis Foundation; the Alfred P. Sloan Foundation; the Alexander von Humboldt Foundation; the Science Committee, project no. 22r1-037 (Armenia); the Belgian Federal Science Policy Office; the Fonds pour la Formation à la Recherche dans l'Industrie et dans l'Agriculture (FRIA-Belgium); the F.R.S.-FNRS and FWO (Belgium) under the "Excellence of Science – EOS" – be.h project n.

30820817; the Beijing Municipal Science & Technology Commission, No. Z191100007219010 and Fundamental Research Funds for the Central Universities (China); the Ministry of Education, Youth and Sports (MEYS) of the Czech Republic; the Shota Rustaveli National Science Foundation, grant FR-22-985 (Georgia); the Deutsche Forschungsgemeinschaft (DFG), among others, under Germany's Excellence Strategy – EXC 2121 “Quantum Universe” – 390833306, and under project number 400140256 - GRK2497; the Hellenic Foundation for Research and Innovation (HFRI), Project Number 2288 (Greece); the Hungarian Academy of Sciences, the New National Excellence Program - ÚNKP, the NKFIH research grants K 131991, K 133046, K 138136, K 143460, K 143477, K 146913, K 146914, K 147048, 2020-2.2.1-ED-2021-00181, and TKP2021-NKTA-64 (Hungary); the Council of Science and Industrial Research, India; ICSC – National Research Center for High Performance Computing, Big Data and Quantum Computing and FAIR – Future Artificial Intelligence Research, funded by the NextGenerationEU program (Italy); the Latvian Council of Science; the Ministry of Education and Science, project no. 2022/WK/14, and the National Science Center, contracts Opus 2021/41/B/ST2/01369 and 2021/43/B/ST2/01552 (Poland); the Fundação para a Ciência e a Tecnologia, grant CEECIND/01334/2018 (Portugal); the National Priorities Research Program by Qatar National Research Fund; MCIN/AEI/10.13039/501100011033, ERDF “a way of making Europe”, and the Programa Estatal de Fomento de la Investigación Científica y Técnica de Excelencia María de Maeztu, grant MDM-2017-0765 and Programa Severo Ochoa del Principado de Asturias (Spain); the Chulalongkorn Academic into Its 2nd Century Project Advancement Project, and the National Science, Research and Innovation Fund via the Program Management Unit for Human Resources & Institutional Development, Research and Innovation, grant B39G670016 (Thailand); the Kavli Foundation; the Nvidia Corporation; the SuperMicro Corporation; the Welch Foundation, contract C-1845; and the Weston Havens Foundation (USA).

References

- [1] Super-Kamiokande Collaboration, “Evidence for oscillation of atmospheric neutrinos”, *Phys. Rev. Lett.* **81** (1998) 1562, doi:10.1103/PhysRevLett.81.1562, arXiv:hep-ex/9807003.
- [2] SNO Collaboration, “Direct evidence for neutrino flavor transformation from neutral-current interactions in the Sudbury Neutrino Observatory”, *Phys. Rev. Lett.* **89** (2002) 011301, doi:10.1103/PhysRevLett.89.011301, arXiv:nucl-ex/0204008.
- [3] KamLAND Collaboration, “First results from KamLAND: Evidence for reactor antineutrino disappearance”, *Phys. Rev. Lett.* **90** (2003) 021802, doi:10.1103/PhysRevLett.90.021802, arXiv:hep-ex/0212021.
- [4] S. Bilenyk, “Neutrino oscillations: From a historical perspective to the present status”, *Nucl. Phys. B* **908** (2016) 2, doi:10.1016/j.nuclphysb.2016.01.025, arXiv:1602.00170.
- [5] Planck Collaboration, “Planck 2018 results. VI. cosmological parameters”, *Astron. Astrophys.* **641** (2020) A6, doi:10.1051/0004-6361/201833910, arXiv:1807.06209. [Erratum: doi:10.1051/0004-6361/201833910e].
- [6] eBOSS Collaboration, “Completed SDSS-IV extended baryon oscillation spectroscopic survey: Cosmological implications from two decades of spectroscopic surveys at the

- Apache Point Observatory”, *Phys. Rev. D* **103** (2021) 083533, doi:10.1103/PhysRevD.103.083533, arXiv:2007.08991.
- [7] Z. Sakr, “A short review on the latest neutrinos mass and number constraints from cosmological observables”, *Universe* **8** (2022) 284, doi:10.3390/universe8050284.
- [8] J. Formaggio, A. de Gouvêa, and R. Robertson, “Direct measurements of neutrino mass”, *Phys. Rept.* **914** (2021) 1, doi:10.1016/j.physrep.2021.02.002, arXiv:2102.00594.
- [9] KATRIN Collaboration, “Direct neutrino-mass measurement with sub-electronvolt sensitivity”, *Nature Phys.* **18** (2022) 160, doi:10.1038/s41567-021-01463-1, arXiv:2105.08533.
- [10] P. Minkowski, “ $\mu \rightarrow e\gamma$ at a rate of one out of 10^9 muon decays?”, *Phys. Lett. B* **67** (1977) 421, doi:10.1016/0370-2693(77)90435-X.
- [11] T. Yanagida, “Horizontal gauge symmetry and masses of neutrinos”, in *Proc. Workshop on the Unified Theories and the Baryon Number in the Universe: Tsukuba, Japan, February 13–14, 1979*. 1979. [Conf. Proc. C 7902131 (1979) 95].
- [12] M. Gell-Mann, P. Ramond, and R. Slansky, “Complex spinors and unified theories”, in *Proc. Supergravity Workshop: Stony Brook NY, USA, September 27–28, 1979*. 1979. arXiv:1306.4669. [Conf. Proc. C 790927 (1979) 315].
- [13] S. Glashow, “The future of elementary particle physics”, *NATO Sci. Ser. B* **61** (1980) 687, doi:10.1007/978-1-4684-7197-7_15.
- [14] R. Mohapatra and G. Senjanović, “Neutrino mass and spontaneous parity nonconservation”, *Phys. Rev. Lett.* **44** (1980) 912, doi:10.1103/PhysRevLett.44.912.
- [15] J. Schechter and J. Valle, “Neutrino masses in $SU(2) \otimes U(1)$ theories”, *Phys. Rev. D* **22** (1980) 2227, doi:10.1103/PhysRevD.22.2227.
- [16] R. Shrock, “General theory of weak leptonic and semileptonic decays. I. leptonic pseudoscalar meson decays, with associated tests for, and bounds on, neutrino masses and lepton mixing”, *Phys. Rev. D* **24** (1981) 1232, doi:10.1103/PhysRevD.24.1232.
- [17] Y. Cai, T. Han, T. Li, and R. Ruiz, “Lepton number violation: Seesaw models and their collider tests”, *Front. Phys.* **6** (2018) 40, doi:10.3389/fphy.2018.00040, arXiv:1711.02180.
- [18] S. Dodelson and L. Widrow, “Sterile neutrinos as dark matter”, *Phys. Rev. Lett.* **72** (1994) 17, doi:10.1103/PhysRevLett.72.17, arXiv:hep-ph/9303287.
- [19] A. Boyarsky et al., “Sterile neutrino dark matter”, *Prog. Part. Nucl. Phys.* **104** (2019) 1, doi:10.1016/j.pnpnp.2018.07.004, arXiv:1807.07938.
- [20] M. Fukugita and T. Yanagida, “Baryogenesis without grand unification”, *Phys. Lett. B* **174** (1986) 45, doi:10.1016/0370-2693(86)91126-3.
- [21] E. Chun et al., “Probing leptogenesis”, *Int. J. Mod. Phys. A* **33** (2018) 1842005, doi:10.1142/S0217751X18420058, arXiv:1711.02865.

- [22] M. Drewes, Y. Georis, and J. Klarić, “Mapping the viable parameter space for testable leptogenesis”, *Phys. Rev. Lett.* **128** (2022) 051801, doi:10.1103/PhysRevLett.128.051801, arXiv:2106.16226.
- [23] T. Asaka, S. Blanchet, and M. Shaposhnikov, “The ν MSM, dark matter and neutrino masses”, *Phys. Lett. B* **631** (2005) 151, doi:10.1016/j.physletb.2005.09.070, arXiv:hep-ph/0503065.
- [24] F. del Aguila and J. Aguilar-Saavedra, “Distinguishing seesaw models at LHC with multi-lepton signals”, *Nucl. Phys. B* **813** (2009) 22, doi:10.1016/j.nuclphysb.2008.12.029, arXiv:0808.2468.
- [25] A. Atre, T. Han, S. Pascoli, and B. Zhang, “The search for heavy Majorana neutrinos”, *JHEP* **05** (2009) 030, doi:10.1088/1126-6708/2009/05/030, arXiv:0901.3589.
- [26] V. Tello et al., “Left-right symmetry: from LHC to neutrinoless double beta decay”, *Phys. Rev. Lett.* **106** (2011) 151801, doi:10.1103/PhysRevLett.106.151801, arXiv:1011.3522.
- [27] F. Deppisch, P. Bhupal Dev, and A. Pilaftsis, “Neutrinos and collider physics”, *New J. Phys.* **17** (2015) 075019, doi:10.1088/1367-2630/17/7/075019, arXiv:1502.06541.
- [28] S. Pascoli, R. Ruiz, and C. Weiland, “Heavy neutrinos with dynamic jet vetoes: multilepton searches at $\sqrt{s} = 14, 27, \text{ and } 100 \text{ TeV}$ ”, *JHEP* **06** (2019) 049, doi:10.1007/JHEP06(2019)049, arXiv:1812.08750.
- [29] J. Alimena et al., “Searching for long-lived particles beyond the standard model at the Large Hadron Collider”, *J. Phys. G* **47** (2020) 090501, doi:10.1088/1361-6471/ab4574, arXiv:1903.04497.
- [30] A. Abdullahi et al., “The present and future status of heavy neutral leptons”, *J. Phys. G* **50** (2023) 020501, doi:10.1088/1361-6471/ac98f9, arXiv:2203.08039.
- [31] C. Antel et al., “Feebly interacting particles: FIPs 2022 workshop report”, *Eur. Phys. J. C* **83** (2023) 1122, doi:10.1140/epjc/s10052-023-12168-5, arXiv:2305.01715.
- [32] CMS Collaboration, “Search for heavy Majorana neutrinos in $\mu^\pm\mu^\pm + \text{jets}$ and $e^\pm e^\pm + \text{jets}$ events in pp collisions at $\sqrt{s} = 7 \text{ TeV}$ ”, *Phys. Lett. B* **717** (2012) 109, doi:10.1016/j.physletb.2012.09.012, arXiv:1207.6079.
- [33] CMS Collaboration, “Search for heavy Majorana neutrinos in $\mu^\pm\mu^\pm + \text{jets}$ events in proton-proton collisions at $\sqrt{s} = 8 \text{ TeV}$ ”, *Phys. Lett. B* **748** (2015) 144, doi:10.1016/j.physletb.2015.06.070, arXiv:1501.05566.
- [34] ATLAS Collaboration, “Search for heavy Majorana neutrinos with the ATLAS detector in pp collisions at $\sqrt{s} = 8 \text{ TeV}$ ”, *JHEP* **07** (2015) 162, doi:10.1007/JHEP07(2015)162, arXiv:1506.06020.
- [35] CMS Collaboration, “Search for heavy Majorana neutrinos in $e^\pm e^\pm + \text{jets}$ and $e^\pm\mu^\pm + \text{jets}$ events in proton-proton collisions at $\sqrt{s} = 8 \text{ TeV}$ ”, *JHEP* **04** (2016) 169, doi:10.1007/JHEP04(2016)169, arXiv:1603.02248.

- [36] CMS Collaboration, “Search for heavy neutral leptons in events with three charged leptons in proton-proton collisions at $\sqrt{s} = 13$ TeV”, *Phys. Rev. Lett.* **120** (2018) 221801, doi:10.1103/PhysRevLett.120.221801, arXiv:1802.02965.
- [37] CMS Collaboration, “Search for heavy Majorana neutrinos in same-sign dilepton channels in proton-proton collisions at $\sqrt{s} = 13$ TeV”, *JHEP* **01** (2019) 122, doi:10.1007/JHEP01(2019)122, arXiv:1806.10905.
- [38] ATLAS Collaboration, “Search for heavy neutral leptons in decays of W bosons produced in 13 TeV pp collisions using prompt and displaced signatures with the ATLAS detector”, *JHEP* **10** (2019) 265, doi:10.1007/JHEP10(2019)265, arXiv:1905.09787.
- [39] LHCb Collaboration, “Search for heavy neutral leptons in $W^+ \rightarrow \mu^+ \mu^\pm$ jet decays”, *Eur. Phys. J. C* **81** (2021) 248, doi:10.1140/epjc/s10052-021-08973-5, arXiv:2011.05263.
- [40] CMS Collaboration, “Search for long-lived heavy neutral leptons with displaced vertices in proton-proton collisions at $\sqrt{s} = 13$ TeV”, *JHEP* **07** (2022) 081, doi:10.1007/JHEP07(2022)081, arXiv:2201.05578.
- [41] ATLAS Collaboration, “Search for heavy neutral leptons in decays of W bosons using a dilepton displaced vertex in $\sqrt{s} = 13$ TeV pp collisions with the ATLAS detector”, *Phys. Rev. Lett.* **131** (2023) 061803, doi:10.1103/PhysRevLett.131.061803, arXiv:2204.11988.
- [42] CMS Collaboration, “Probing heavy Majorana neutrinos and the Weinberg operator through vector boson fusion processes in proton-proton collisions at $\sqrt{s} = 13$ TeV”, *Phys. Rev. Lett.* **131** (2023) 011803, doi:10.1103/PhysRevLett.131.011803, arXiv:2206.08956.
- [43] ATLAS Collaboration, “Search for Majorana neutrinos in same-sign WW scattering events from pp collisions at $\sqrt{s} = 13$ TeV”, *Eur. Phys. J. C* **83** (2023) 824, doi:10.1140/epjc/s10052-023-11915-y, arXiv:2305.14931.
- [44] CMS Collaboration, “Search for long-lived heavy neutral leptons with lepton flavour conserving or violating decays to a jet and a charged lepton”, *JHEP* **03** (2024) 105, doi:10.1007/JHEP03(2024)105, arXiv:2312.07484.
- [45] CMS Collaboration, “Search for long-lived heavy neutral leptons decaying in the CMS muon detectors in proton-proton collisions at $\sqrt{s} = 13$ TeV”, 2024. arXiv:2402.18658. Accepted by *Phys. Rev. D*.
- [46] CMS Collaboration, “Search for heavy neutral leptons in final states with electrons, muons, and hadronically decaying tau leptons in proton-proton collisions at $\sqrt{s} = 13$ TeV”, *JHEP* **06** (2024) 123, doi:10.1007/JHEP06(2024)123, arXiv:2403.00100.
- [47] CMS Collaboration, “Search for long-lived heavy neutrinos in the decays of B mesons produced in proton-proton collisions at $\sqrt{s} = 13$ TeV”, *JHEP* **06** (2024) 183, doi:10.1007/JHEP06(2024)183, arXiv:2403.04584.
- [48] ATLAS Collaboration, “Search for heavy Majorana neutrinos in $e^\pm e^\pm$ and $e^\pm \mu^\pm$ final states via WW scattering in pp collisions at $\sqrt{s} = 13$ TeV with the ATLAS detector”, 2024. arXiv:2403.15016. Submitted to *Phys. Lett. B*.

- [49] CMS Collaboration, “Review of searches for vector-like quarks, vector-like leptons, and heavy neutral leptons in proton-proton collisions at $\sqrt{s} = 13$ TeV at the CMS experiment”, 2024. arXiv:2405.17605. Submitted to *Phys. Rept.*
- [50] DELPHI Collaboration, “Search for neutral heavy leptons produced in Z decays”, *Z. Phys. C* **74** (1997) 57, doi:10.1007/s002880050370. [Erratum: doi:10.1007/BF03546181].
- [51] Belle Collaboration, “Search for heavy neutrinos at Belle”, *Phys. Rev. D* **87** (2013) 071102, doi:10.1103/PhysRevD.87.071102, arXiv:1301.1105. [Erratum: doi:10.1103/PhysRevD.95.099903].
- [52] BaBar Collaboration, “Search for heavy neutral leptons using tau lepton decays at BaBar”, *Phys. Rev. D* **107** (2023) 052009, doi:10.1103/PhysRevD.107.052009, arXiv:2207.09575.
- [53] Belle Collaboration, “Search for a heavy neutrino in τ decays at Belle”, *Phys. Rev. Lett.* **131** (2023) 211802, doi:10.1103/PhysRevLett.131.211802, arXiv:2212.10095.
- [54] Belle Collaboration, “Search for a heavy neutral lepton that mixes predominantly with the tau neutrino”, *Phys. Rev. D* **109** (2024) L111102, doi:10.1103/PhysRevD.109.L111102, arXiv:2402.02580.
- [55] WA66 Collaboration, “Search for heavy neutrino decays in the BEBC beam dump experiment”, *Phys. Lett. B* **160** (1985) 207, doi:10.1016/0370-2693(85)91493-5.
- [56] CHARM Collaboration, “A search for decays of heavy neutrinos in the mass range 0.5–2.8 GeV”, *Phys. Lett. B* **166** (1986) 473, doi:10.1016/0370-2693(86)91601-1.
- [57] NA3 Collaboration, “Mass and lifetime limits on new longlived particles in 300 GeV/c π^- interactions”, *Z. Phys. C* **31** (1986) 21, doi:10.1007/BF01559588.
- [58] CHARM II Collaboration, “Search for heavy isosinglet neutrinos”, *Phys. Lett. B* **343** (1995) 453, doi:10.1016/0370-2693(94)01422-9.
- [59] A. Vaitaitis et al., “Search for neutral heavy leptons in a high-energy neutrino beam”, *Phys. Rev. Lett.* **83** (1999) 4943, doi:10.1103/PhysRevLett.83.4943, arXiv:hep-ex/9908011.
- [60] T2K Collaboration, “Search for heavy neutrinos with the T2K near detector ND280”, *Phys. Rev. D* **100** (2019) 052006, doi:10.1103/PhysRevD.100.052006, arXiv:1902.07598.
- [61] NA62 Collaboration, “Search for heavy neutral lepton production in K^+ decays to positrons”, *Phys. Lett. B* **807** (2020) 135599, doi:10.1016/j.physletb.2020.135599, arXiv:2005.09575.
- [62] NA62 Collaboration, “Search for K^+ decays to a muon and invisible particles”, *Phys. Lett. B* **816** (2021) 136259, doi:10.1016/j.physletb.2021.136259, arXiv:2101.12304.
- [63] ArgoNeuT Collaboration, “New constraints on tau-coupled heavy neutral leptons with masses $m_N = 280$ –970 MeV”, *Phys. Rev. Lett.* **127** (2021) 121801, doi:10.1103/PhysRevLett.127.121801, arXiv:2106.13684.

- [64] MicroBooNE Collaboration, “Search for long-lived heavy neutral leptons and Higgs portal scalars decaying in the MicroBooNE detector”, *Phys. Rev. D* **106** (2022) 092006, doi:10.1103/PhysRevD.106.092006, arXiv:2207.03840.
- [65] MicroBooNE Collaboration, “Search for heavy neutral leptons in electron-positron and neutral-pion final states with the MicroBooNE detector”, *Phys. Rev. Lett.* **132** (2024) 041801, doi:10.1103/PhysRevLett.132.041801, arXiv:2310.07660.
- [66] A. Abada, N. Bernal, M. Losada, and X. Marcano, “Inclusive displaced vertex searches for heavy neutral leptons at the LHC”, *JHEP* **01** (2019) 093, doi:10.1007/JHEP01(2019)093, arXiv:1807.10024.
- [67] J.-L. Tastet, O. Ruchayskiy, and I. Timiryasov, “Reinterpreting the ATLAS bounds on heavy neutral leptons in a realistic neutrino oscillation model”, *JHEP* **12** (2021) 182, doi:10.1007/JHEP12(2021)182, arXiv:2107.12980.
- [68] I. Boiarska, A. Boyarsky, O. Mikulenko, and M. Ovchinnikov, “Constraints from the CHARM experiment on heavy neutral leptons with tau mixing”, *Phys. Rev. D* **104** (2021) 095019, doi:10.1103/PhysRevD.104.095019, arXiv:2107.14685.
- [69] A. Abada, P. Escribano, X. Marcano, and G. Piazza, “Collider searches for heavy neutral leptons: beyond simplified scenarios”, *Eur. Phys. J. C* **82** (2022) 1030, doi:10.1140/epjc/s10052-022-11011-7, arXiv:2208.13882.
- [70] HEPData record for this analysis, 2024. doi:10.17182/hepdata.150534.
- [71] CMS Collaboration, “The CMS experiment at the CERN LHC”, *JINST* **3** (2008) S08004, doi:10.1088/1748-0221/3/08/S08004.
- [72] CMS Collaboration, “Development of the CMS detector for the CERN LHC Run 3”, *JINST* **19** (2024) P05064, doi:10.1088/1748-0221/19/05/P05064, arXiv:2309.05466.
- [73] CMS Collaboration, “Performance of the CMS Level-1 trigger in proton-proton collisions at $\sqrt{s} = 13$ TeV”, *JINST* **15** (2020) P10017, doi:10.1088/1748-0221/15/10/P10017, arXiv:2006.10165.
- [74] CMS Collaboration, “The CMS trigger system”, *JINST* **12** (2017) P01020, doi:10.1088/1748-0221/12/01/P01020, arXiv:1609.02366.
- [75] W. Waltenberger, R. Frühwirth, and P. Vanlaer, “Adaptive vertex fitting”, *J. Phys. G* **34** (2007) N343, doi:10.1088/0954-3899/34/12/N01.
- [76] CMS Collaboration, “Technical proposal for the Phase-II upgrade of the Compact Muon Solenoid”, CMS Technical Proposal CERN-LHCC-2015-010, CMS-TDR-15-02, 2015. doi:10.17181/CERN.VU8I.D59J.
- [77] CMS Collaboration, “Description and performance of track and primary-vertex reconstruction with the CMS tracker”, *JINST* **9** (2014) P10009, doi:10.1088/1748-0221/9/10/P10009, arXiv:1405.6569.
- [78] CMS Tracker Group Collaboration, “The CMS Phase-1 pixel detector upgrade”, *JINST* **16** (2021) P02027, doi:10.1088/1748-0221/16/02/P02027, arXiv:2012.14304.

- [79] CMS Collaboration, "Track impact parameter resolution for the full pseudo rapidity coverage in the 2017 dataset with the CMS Phase-1 pixel detector", CMS Detector Performance Note CMS-DP-2020-049, 2020.
- [80] CMS Collaboration, "Measurement of $B\bar{B}$ angular correlations based on secondary vertex reconstruction at $\sqrt{s} = 7\text{ TeV}$ ", *JHEP* **03** (2011) 136, doi:10.1007/JHEP03(2011)136, arXiv:1102.3194.
- [81] CMS Collaboration, "Identification of heavy-flavour jets with the CMS detector in pp collisions at 13 TeV", *JINST* **13** (2018) P05011, doi:10.1088/1748-0221/13/05/P05011, arXiv:1712.07158.
- [82] CMS Collaboration, "Particle-flow reconstruction and global event description with the CMS detector", *JINST* **12** (2017) P10003, doi:10.1088/1748-0221/12/10/P10003, arXiv:1706.04965.
- [83] M. Cacciari, G. P. Salam, and G. Soyez, "The anti- k_T jet clustering algorithm", *JHEP* **04** (2008) 063, doi:10.1088/1126-6708/2008/04/063, arXiv:0802.1189.
- [84] M. Cacciari, G. P. Salam, and G. Soyez, "FASTJET user manual", *Eur. Phys. J. C* **72** (2012) 1896, doi:10.1140/epjc/s10052-012-1896-2, arXiv:1111.6097.
- [85] CMS Collaboration, "Pileup mitigation at CMS in 13 TeV data", *JINST* **15** (2020) P09018, doi:10.1088/1748-0221/15/09/P09018, arXiv:2003.00503.
- [86] CMS Collaboration, "Jet energy scale and resolution in the CMS experiment in pp collisions at 8 TeV", *JINST* **12** (2017) P02014, doi:10.1088/1748-0221/12/02/P02014, arXiv:1607.03663.
- [87] CMS Collaboration, "Electron and photon reconstruction and identification with the CMS experiment at the CERN LHC", *JINST* **16** (2021) P05014, doi:10.1088/1748-0221/16/05/P05014, arXiv:2012.06888.
- [88] CMS Collaboration, "ECAL 2016 refined calibration and Run 2 summary plots", CMS Detector Performance Note CMS-DP-2020-021, 2020.
- [89] CMS Collaboration, "Performance of the CMS muon detector and muon reconstruction with proton-proton collisions at $\sqrt{s} = 13\text{ TeV}$ ", *JINST* **13** (2018) P06015, doi:10.1088/1748-0221/13/06/P06015, arXiv:1804.04528.
- [90] CMS Collaboration, "Single- and double-electron trigger efficiencies using the full Run 2 data set", CMS Detector Performance Note CMS-DP-2020-016, 2020.
- [91] CMS Collaboration, "Performance of the CMS muon trigger system in proton-proton collisions at $\sqrt{s} = 13\text{ TeV}$ ", *JINST* **16** (2021) P07001, doi:10.1088/1748-0221/16/07/P07001, arXiv:2102.04790.
- [92] NNPDF Collaboration, "Parton distributions for the LHC run II", *JHEP* **04** (2015) 040, doi:10.1007/JHEP04(2015)040, arXiv:1410.8849.
- [93] NNPDF Collaboration, "Parton distributions from high-precision collider data", *Eur. Phys. J. C* **77** (2017) 663, doi:10.1140/epjc/s10052-017-5199-5, arXiv:1706.00428.

- [94] T. Sjöstrand et al., “An introduction to PYTHIA 8.2”, *Comput. Phys. Commun.* **191** (2015) 159, doi:10.1016/j.cpc.2015.01.024, arXiv:1410.3012.
- [95] CMS Collaboration, “Event generator tunes obtained from underlying event and multiparton scattering measurements”, *Eur. Phys. J. C* **76** (2016) 155, doi:10.1140/epjc/s10052-016-3988-x, arXiv:1512.00815.
- [96] CMS Collaboration, “Extraction and validation of a new set of CMS PYTHIA 8 tunes from underlying-event measurements”, *Eur. Phys. J. C* **80** (2020) 4, doi:10.1140/epjc/s10052-019-7499-4, arXiv:1903.12179.
- [97] GEANT4 Collaboration, “GEANT4—a simulation toolkit”, *Nucl. Instrum. Meth. A* **506** (2003) 250, doi:10.1016/S0168-9002(03)01368-8.
- [98] J. Alwall et al., “The automated computation of tree-level and next-to-leading order differential cross sections, and their matching to parton shower simulations”, *JHEP* **07** (2014) 079, doi:10.1007/JHEP07(2014)079, arXiv:1405.0301.
- [99] P. Nason, “A new method for combining NLO QCD with shower Monte Carlo algorithms”, *JHEP* **11** (2004) 040, doi:10.1088/1126-6708/2004/11/040, arXiv:hep-ph/0409146.
- [100] S. Frixione, G. Ridolfi, and P. Nason, “A positive-weight next-to-leading-order Monte Carlo for heavy flavour hadroproduction”, *JHEP* **09** (2007) 126, doi:10.1088/1126-6708/2007/09/126, arXiv:0707.3088.
- [101] S. Frixione, P. Nason, and C. Oleari, “Matching NLO QCD computations with parton shower simulations: the POWHEG method”, *JHEP* **11** (2007) 070, doi:10.1088/1126-6708/2007/11/070, arXiv:0709.2092.
- [102] S. Alioli, P. Nason, C. Oleari, and E. Re, “NLO single-top production matched with shower in POWHEG: s - and t -channel contributions”, *JHEP* **09** (2009) 111, doi:10.1088/1126-6708/2009/09/111, arXiv:0907.4076. [Erratum: doi:10.1007/JHEP02(2010)011].
- [103] S. Alioli, P. Nason, C. Oleari, and E. Re, “A general framework for implementing NLO calculations in shower Monte Carlo programs: the POWHEG BOX”, *JHEP* **06** (2010) 043, doi:10.1007/JHEP06(2010)043, arXiv:1002.2581.
- [104] E. Re, “Single-top Wt -channel production matched with parton showers using the POWHEG method”, *Eur. Phys. J. C* **71** (2011) 1547, doi:10.1140/epjc/s10052-011-1547-z, arXiv:1009.2450.
- [105] T. Melia, P. Nason, R. Rötsch, and G. Zanderighi, “ W^+W^- , WZ and ZZ production in the POWHEG BOX”, *JHEP* **11** (2011) 078, doi:10.1007/JHEP11(2011)078, arXiv:1107.5051.
- [106] P. Nason and G. Zanderighi, “ W^+W^- , WZ and ZZ production in the POWHEG-BOX-V2”, *Eur. Phys. J. C* **74** (2014) 2702, doi:10.1140/epjc/s10052-013-2702-5, arXiv:1311.1365.
- [107] J. Alwall et al., “Comparative study of various algorithms for the merging of parton showers and matrix elements in hadronic collisions”, *Eur. Phys. J. C* **53** (2008) 473, doi:10.1140/epjc/s10052-007-0490-5, arXiv:0706.2569.

-
- [108] R. Frederix and S. Frixione, “Merging meets matching in MC@NLO”, *JHEP* **12** (2012) 061, doi:10.1007/JHEP12(2012)061, arXiv:1209.6215.
- [109] D. Alva, T. Han, and R. Ruiz, “Heavy Majorana neutrinos from $W\gamma$ fusion at hadron colliders”, *JHEP* **02** (2015) 072, doi:10.1007/JHEP02(2015)072, arXiv:1411.7305.
- [110] C. Degrande, O. Mattelaer, R. Ruiz, and J. Turner, “Fully-automated precision predictions for heavy neutrino production mechanisms at hadron colliders”, *Phys. Rev. D* **94** (2016) 053002, doi:10.1103/PhysRevD.94.053002, arXiv:1602.06957.
- [111] K. Melnikov and F. Petriello, “Electroweak gauge boson production at hadron colliders through $\mathcal{O}(\alpha_S^2)$ ”, *Phys. Rev. D* **74** (2006) 114017, doi:10.1103/PhysRevD.74.114017, arXiv:hep-ph/0609070.
- [112] R. Gavin, Y. Li, F. Petriello, and S. Quackenbush, “FEWZ 2.0: A code for hadronic Z production at next-to-next-to-leading order”, *Comput. Phys. Commun.* **182** (2011) 2388, doi:10.1016/j.cpc.2011.06.008, arXiv:1011.3540.
- [113] R. Gavin, Y. Li, F. Petriello, and S. Quackenbush, “W physics at the LHC with FEWZ 2.1”, *Comput. Phys. Commun.* **184** (2013) 208, doi:10.1016/j.cpc.2012.09.005, arXiv:1201.5896.
- [114] Y. Li and F. Petriello, “Combining QCD and electroweak corrections to dilepton production in FEWZ”, *Phys. Rev. D* **86** (2012) 094034, doi:10.1103/PhysRevD.86.094034, arXiv:1208.5967.
- [115] P. Komiske, E. Metodiev, and J. Thaler, “Energy flow networks: deep sets for particle jets”, *JHEP* **01** (2019) 121, doi:10.1007/JHEP01(2019)121, arXiv:1810.05165.
- [116] M. Zaheer et al., “Deep sets”, in *Proc. 31st Conference on Neural Information Processing Systems (NIPS 2017): Long Beach CA, USA, December 04–09, 2017*, p. 3391. 2017. arXiv:1703.06114.
- [117] F. Chollet et al., “KERAS”, 2015. Software available from <https://keras.io>.
- [118] M. Abadi et al., “TENSORFLOW: Large-scale machine learning on heterogeneous systems”, 2015. Software available from <http://tensorflow.org>. doi:10.5281/zenodo.4724125.
- [119] CMS Collaboration, “Displaced tracking and vertexing calibration using neutral K mesons”, CMS Detector Performance Note CMS-DP-2024-010, 2024.
- [120] Particle Data Group, R. L. Workman et al., “Review of particle physics”, *Prog. Theor. Exp. Phys.* **2022** (2022) 083C01, doi:10.1093/ptep/ptac097.
- [121] S. Choi and H. Oh, “Improved extrapolation methods of data-driven background estimations in high energy physics”, *Eur. Phys. J. C* **81** (2021) 643, doi:10.1140/epjc/s10052-021-09404-1, arXiv:1906.10831.
- [122] B. Rémillard, “Tests of independence”, in *International encyclopedia of statistical science*, M. Lovric, ed., p. 1598. Springer-Verlag, Berlin, 2011. doi:10.1007/978-3-642-04898-2_592.

- [123] CMS Collaboration, “Precision luminosity measurement in proton-proton collisions at $\sqrt{s} = 13$ TeV in 2015 and 2016 at CMS”, *Eur. Phys. J. C* **81** (2021) 800, doi:10.1140/epjc/s10052-021-09538-2, arXiv:2104.01927.
- [124] CMS Collaboration, “CMS luminosity measurement for the 2017 data-taking period at $\sqrt{s} = 13$ TeV”, CMS Physics Analysis Summary CMS-PAS-LUM-17-004, 2018.
- [125] CMS Collaboration, “CMS luminosity measurement for the 2018 data-taking period at $\sqrt{s} = 13$ TeV”, CMS Physics Analysis Summary CMS-PAS-LUM-18-002, 2019.
- [126] CMS Collaboration, “Measurements of inclusive W and Z cross sections in pp collisions at $\sqrt{s} = 7$ TeV”, *JHEP* **01** (2011) 080, doi:10.1007/JHEP01(2011)080, arXiv:1012.2466.
- [127] T. Junk, “Confidence level computation for combining searches with small statistics”, *Nucl. Instrum. Meth. A* **434** (1999) 435, doi:10.1016/S0168-9002(99)00498-2, arXiv:hep-ex/9902006.
- [128] A. L. Read, “Presentation of search results: The CL_s technique”, *J. Phys. G* **28** (2002) 2693, doi:10.1088/0954-3899/28/10/313.
- [129] ATLAS and CMS Collaborations, and LHC Higgs Combination Group, “Procedure for the LHC Higgs boson search combination in Summer 2011”, Technical Report CMS-NOTE-2011-005, ATL-PHYS-PUB-2011-11, 2011.
- [130] G. Cowan, K. Cranmer, E. Gross, and O. Vitells, “Asymptotic formulae for likelihood-based tests of new physics”, *Eur. Phys. J. C* **71** (2011) 1554, doi:10.1140/epjc/s10052-011-1554-0, arXiv:1007.1727. [Erratum: doi:10.1140/epjc/s10052-013-2501-z].
- [131] CMS Collaboration, “The CMS statistical analysis and combination tool: COMBINE”, 2024. arXiv:2404.06614. Accepted by *Comput. Softw. Big Sci.*
- [132] W. Verkerke and D. Kirkby, “The ROOFIT toolkit for data modeling”, in *Proc. 13th International Conference on Computing in High Energy and Nuclear Physics (CHEP 2003): La Jolla CA, United States, March 24–28, 2003*. 2003. arXiv:physics/0306116. [eConf C0303241 (2003) MOLT007].
- [133] L. Moneta et al., “The ROOSTATS project”, in *Proc. 13th International Workshop on Advanced Computing and Analysis Techniques in Physics Research (ACAT 2010): Jaipur, India, February 22–27, 2010*. 2010. arXiv:1009.1003. [PoS (ACAT2010) 057]. doi:10.22323/1.093.0057.

A The CMS Collaboration

Yerevan Physics Institute, Yerevan, Armenia

A. Hayrapetyan, A. Tumasyan¹ 













Institut für Hochenergiephysik, Vienna, Austria

W. Adam , J.W. Andrejkovic, T. Bergauer , S. Chatterjee , K. Damanakis , M. Dragicevic , P.S. Hussain , M. Jeitler² , N. Krammer , A. Li , D. Liko , I. Mikulec , J. Schieck² , R. Schöfbeck , D. Schwarz , M. Sonawane , S. Templ , W. Waltenberger , C.-E. Wulz² 

















Universiteit Antwerpen, Antwerpen, Belgium

T. Janssen , T. Van Laer, P. Van Mechelen 













Vrije Universiteit Brussel, Brussel, Belgium

N. Breugelmans, J. D'Hondt , S. Dansana , A. De Moor , M. Delcourt , F. Heyen, S. Lowette , I. Makarenko , D. Müller , S. Tavernier , M. Tytgat³ , G.P. Van Onsem , S. Van Putte , D. Vannerom 















Université Libre de Bruxelles, Bruxelles, Belgium

B. Bilin , B. Clerbaux , A.K. Das, G. De Lentdecker , H. Evard , L. Favart , P. Gianneios , J. Jaramillo , A. Khalilzadeh, F.A. Khan , K. Lee , M. Mahdavihorrani , A. Malara , S. Paredes , M.A. Shahzad, L. Thomas , M. Vanden Bemden , C. Vander Velde , P. Vanlaer 











Ghent University, Ghent, Belgium

M. De Coen , D. Dobur , G. Gokbulut , Y. Hong , J. Knolle , L. Lambrecht , D. Marckx , K. Mota Amarilo , A. Samalan, K. Skovpen , N. Van Den Bossche , J. van der Linden , L. Wezenbeek 

















Université Catholique de Louvain, Louvain-la-Neuve, Belgium

A. Benecke , A. Bethani , G. Bruno , C. Caputo , J. De Favereau De Jeneret , C. Delaere , I.S. Donertas , A. Giammanco , A.O. Guzel , Sa. Jain , V. Lemaitre, J. Lidrych , P. Mastrapasqua , T.T. Tran , S. Wertz 










Centro Brasileiro de Pesquisas Fisicas, Rio de Janeiro, Brazil

G.A. Alves , M. Alves Gallo Pereira , E. Coelho , G. Correia Silva , C. Hensel , T. Menezes De Oliveira , C. Mora Herrera⁴ , A. Moraes , P. Rebello Teles , M. Soeiro, A. Vilela Pereira⁴ 

Universidade do Estado do Rio de Janeiro, Rio de Janeiro, Brazil

W.L. Aldá Júnior , M. Barroso Ferreira Filho , H. Brandao Malbouisson , W. Carvalho , J. Chinellato⁵, E.M. Da Costa , G.G. Da Silveira⁶ , D. De Jesus Damiao , S. Fonseca De Souza , R. Gomes De Souza, M. Macedo , J. Martins⁷ , L. Mundim , H. Nogima , J.P. Pinheiro , A. Santoro , A. Sznajder , M. Thiel 

Universidade Estadual Paulista, Universidade Federal do ABC, São Paulo, Brazil

C.A. Bernardes⁶ , L. Calligaris , T.R. Fernandez Perez Tomei , E.M. Gregores , B. Lopes Da Costa, I. Maietto Silverio , P.G. Mercadante , S.F. Novaes , B. Orzari , Sandra S. Padula 




Institute for Nuclear Research and Nuclear Energy, Bulgarian Academy of Sciences, Sofia, Bulgaria

A. Aleksandrov , G. Antchev , R. Hadjiiska , P. Iaydjiev , M. Misheva , M. Shopova , G. Sultanov 




University of Sofia, Sofia, Bulgaria

A. Dimitrov , L. Litov , B. Pavlov , P. Petkov , A. Petrov , E. Shumka 



Instituto De Alta Investigación, Universidad de Tarapacá, Casilla 7 D, Arica, Chile

S. Keshri , D. Laroze , S. Thakur 













Beihang University, Beijing, China

T. Cheng , T. Javaid , L. Yuan 

Department of Physics, Tsinghua University, Beijing, China

Z. Hu , Z. Liang, J. Liu, K. Yi^{8,9} 

Institute of High Energy Physics, Beijing, China

G.M. Chen¹⁰ , H.S. Chen¹⁰ , M. Chen¹⁰ , F. Iemmi , C.H. Jiang, A. Kapoor¹¹ , H. Liao , Z.-A. Liu¹² , R. Sharma¹³ , J.N. Song¹², J. Tao , C. Wang¹⁰, J. Wang , Z. Wang¹⁰, H. Zhang , J. Zhao 


State Key Laboratory of Nuclear Physics and Technology, Peking University, Beijing, China

A. Agapitos , Y. Ban , S. Deng , B. Guo, C. Jiang , A. Levin , C. Li , Q. Li , Y. Mao, S. Qian, S.J. Qian , X. Qin, X. Sun , D. Wang , H. Yang, L. Zhang , Y. Zhao, C. Zhou 

Guangdong Provincial Key Laboratory of Nuclear Science and Guangdong-Hong Kong Joint Laboratory of Quantum Matter, South China Normal University, Guangzhou, China

S. Yang 

Sun Yat-Sen University, Guangzhou, China

Z. You 

University of Science and Technology of China, Hefei, China

K. Jaffel , N. Lu 

Nanjing Normal University, Nanjing, China

G. Bauer¹⁴, B. Li, J. Zhang 

Institute of Modern Physics and Key Laboratory of Nuclear Physics and Ion-beam Application (MOE) - Fudan University, Shanghai, China

X. Gao¹⁵ 

Zhejiang University, Hangzhou, Zhejiang, China

Z. Lin , C. Lu , M. Xiao 

Universidad de Los Andes, Bogota, Colombia

C. Avila , D.A. Barbosa Trujillo, A. Cabrera , C. Florez , J. Fraga , J.A. Reyes Vega



Universidad de Antioquia, Medellin, Colombia

F. Ramirez , C. Rendón, M. Rodriguez , A.A. Ruales Barbosa , J.D. Ruiz Alvarez 

University of Split, Faculty of Electrical Engineering, Mechanical Engineering and Naval Architecture, Split, Croatia

D. Giljanovic , N. Godinovic , D. Lelas , A. Sculac 

University of Split, Faculty of Science, Split, Croatia

M. Kovac , A. Petkovic, T. Sculac 




Institute Rudjer Boskovic, Zagreb, Croatia

P. Bargassa , V. Brigljevic , B.K. Chitroda , D. Ferencek , K. Jakovic, S. Mishra , A. Starodumov¹⁶ , T. Susa 

University of Cyprus, Nicosia, Cyprus

A. Attikis , K. Christoforou , A. Hadjiagapiou, C. Leonidou , J. Mousa , C. Nicolaou, L. Paizanos, F. Ptochos , P.A. Razis , H. Rykaczewski, H. Saka , A. Stepennov 

Charles University, Prague, Czech Republic

M. Finger , M. Finger Jr. , A. Kveton 

Universidad San Francisco de Quito, Quito, Ecuador

E. Carrera Jarrin 









Academy of Scientific Research and Technology of the Arab Republic of Egypt, Egyptian Network of High Energy Physics, Cairo, Egypt

Y. Assran^{17,18}, B. El-mahdy, S. Elgammal¹⁸

Center for High Energy Physics (CHEP-FU), Fayoum University, El-Fayoum, Egypt

M.A. Mahmoud , Y. Mohammed 
















National Institute of Chemical Physics and Biophysics, Tallinn, Estonia

K. Ehataht , M. Kadastik, T. Lange , S. Nandan , C. Nielsen , J. Pata , M. Raidal , L. Tani , C. Veelken 

Department of Physics, University of Helsinki, Helsinki, Finland

H. Kirschenmann , K. Osterberg , M. Voutilainen 



















Helsinki Institute of Physics, Helsinki, Finland

S. Bharthuar , N. Bin Norjoharuddeen , E. Brücken , F. Garcia , P. Inkaew , K.T.S. Kallonen , T. Lampén , K. Lassila-Perini , S. Lehti , T. Lindén , L. Martikainen , M. Myllymäki , M.m. Rantanen , H. Siikonen , J. Tuominiemi 




























Lappeenranta-Lahti University of Technology, Lappeenranta, Finland

P. Luukka , H. Petrow 















IRFU, CEA, Université Paris-Saclay, Gif-sur-Yvette, France

M. Besancon , F. Couderc , M. Dejardin , D. Denegri, J.L. Faure, F. Ferri , S. Ganjour , P. Gras , G. Hamel de Monchenault , M. Kumar , V. Lohezic , J. Malcles , F. Orlandi , L. Portales , A. Rosowsky , M.Ö. Sahin , A. Savoy-Navarro¹⁹ , P. Simkina , M. Titov , M. Tornago 

Laboratoire Leprince-Ringuet, CNRS/IN2P3, Ecole Polytechnique, Institut Polytechnique de Paris, Palaiseau, France

F. Beaudette , G. Boldrini , P. Busson , A. Cappati , C. Charlot , M. Chiusi , F. Damas , O. Davignon , A. De Wit , I.T. Ehle , B.A. Fontana Santos Alves , S. Ghosh , A. Gilbert , R. Granier de Cassagnac , A. Hakimi , B. Harikrishnan , L. Kalipoliti , G. Liu , M. Nguyen , C. Ochando , R. Salerno , J.B. Sauvan , Y. Sirois , L. Urda Gómez , E. Vernazza , A. Zabi , A. Zghiche 


















Université de Strasbourg, CNRS, IPHC UMR 7178, Strasbourg, France

J.-L. Agram²⁰ , J. Andrea , D. Apparú , D. Bloch , J.-M. Brom , E.C. Chabert , C. Collard , S. Falke , U. Goerlach , R. Haeberle , A.-C. Le Bihan , M. Meena , O. Poncet , G. Saha , M.A. Sessini , P. Van Hove , P. Vaucelle 




Centre de Calcul de l'Institut National de Physique Nucleaire et de Physique des Particules, CNRS/IN2P3, Villeurbanne, France

A. Di Florio 

Institut de Physique des 2 Infinis de Lyon (IP2I), Villeurbanne, France

D. Amram, S. Beauceron , B. Blancon , G. Boudoul , N. Chanon , D. Contardo , P. Depasse , C. Dozen²¹ , H. El Mamouni, J. Fay , S. Gascon , M. Gouzevitch , C. Greenberg, G. Grenier , B. Ille , E. Jourdhuy, I.B. Laktineh, M. Lethuillier , L. Mirabito, S. Perries, A. Purohit , M. Vander Donckt , P. Verdier , J. Xiao 






























Georgian Technical University, Tbilisi, Georgia

D. Chokheli , I. Lomidze , Z. Tsamalaidze¹⁶ 









RWTH Aachen University, I. Physikalisches Institut, Aachen, Germany

V. Botta , S. Consuegra Rodríguez , L. Feld , K. Klein , M. Lipinski , D. Meuser , A. Pauls , D. Pérez Adán , N. Röwert , M. Teroerde 




































































RWTH Aachen University, III. Physikalisches Institut A, Aachen, Germany

S. Diekmann , A. Dodonova , N. Eich , D. Eliseev , F. Engelke , J. Erdmann , M. Erdmann , P. Fackeldey , B. Fischer , T. Hebbeker , K. Hoepfner , F. Ivone , A. Jung , M.y. Lee , F. Mausolf , M. Merschmeyer , A. Meyer , S. Mukherjee , D. Noll , F. Nowotny, A. Pozdnyakov , Y. Rath, W. Redjeb , F. Rehm, H. Reithler , V. Sarkisovi , A. Schmidt , A. Sharma , J.L. Spah , A. Stein , F. Torres Da Silva De Araujo²² , S. Wiedenbeck , S. Zaleski







































RWTH Aachen University, III. Physikalisches Institut B, Aachen, Germany

C. Dziwok , G. Flügge , T. Kress , A. Nowack , O. Pooth , A. Stahl , T. Ziemons , A. Zotz 










Deutsches Elektronen-Synchrotron, Hamburg, Germany





























H. Aarup Petersen , M. Aldaya Martin , J. Alimena , S. Amoroso, Y. An , J. Bach , S. Baxter , M. Bayatmakou , H. Becerril Gonzalez , O. Behnke , A. Belvedere , F. Blekman²³ , K. Borras²⁴ , A. Campbell , A. Cardini , C. Cheng, F. Colombina , M. De Silva , G. Eckerlin, D. Eckstein , L.I. Estevez Banos , O. Filatov , E. Gallo²³ , A. Geiser , V. Guglielmi , M. Guthoff , A. Hinzmann , L. Jeppe , B. Kaech , M. Kasemann , C. Kleinwort , R. Kogler , M. Komm , D. Krücker , W. Lange, D. Leyva Pernia , K. Lipka²⁵ , W. Lohmann²⁶ , F. Lorkowski , R. Mankel , I.-A. Melzer-Pellmann , M. Mendizabal Morentin , A.B. Meyer , G. Milella , K. Moral Figueroa , A. Mussgiller , L.P. Nair , J. Niedziela , A. Nürnberg , Y. Otariid, J. Park , E. Ranken , A. Raspereza , D. Rastorguev , J. Rübenach, L. Rygaard, A. Saggio , M. Scham^{27,24} , S. Schnake²⁴ , P. Schütze , C. Schwanenberger²³ , D. Selivanova , K. Sharko , M. Shchedrolosiev , D. Stafford, F. Vazzoler , A. Ventura Barroso , R. Walsh , D. Wang , Q. Wang , Y. Wen , K. Wichmann, L. Wiens²⁴ , C. Wissing , Y. Yang , A. Zimmermann Castro Santos 

University of Hamburg, Hamburg, Germany

A. Albrecht , S. Albrecht , M. Antonello , S. Bein , L. Benato , S. Bollweg, M. Bonanomi , P. Connor , K. El Morabit , Y. Fischer , E. Garutti , A. Grohsjean , J. Haller , H.R. Jabusch , G. Kasieczka , P. Keicher, R. Klanner , W. Korcari , T. Kramer , C.c. Kuo, V. Kutzner , F. Labe , J. Lange , A. Lobanov , C. Matthies , L. Moureaux , M. Mrowietz, A. Nigamova , Y. Nissan, A. Paasch , K.J. Pena Rodriguez , T. Quadfasel , B. Raciti , M. Rieger , D. Savoieu , J. Schindler , P. Schleper , M. Schröder , J. Schwandt , M. Sommerhalder , H. Stadie , G. Steinbrück , A. Tews, M. Wolf 

Karlsruher Institut fuer Technologie, Karlsruhe, Germany

S. Brommer , M. Burkart, E. Butz , T. Chwalek , A. Dierlamm , A. Droll, U. Elicabuk, N. Faltermann , M. Giffels , A. Gottmann , F. Hartmann²⁸ , R. Hofsaess 

M. Horzela , U. Husemann , J. Kieseler , M. Klute , R. Koppenhöfer , J.M. Lawhorn , M. Link, A. Lintuluoto , B. Maier , S. Maier , S. Mitra , M. Mormile , Th. Müller , M. Neukum, M. Oh , E. Pfeffer , M. Presilla , G. Quast , K. Rabbertz , B. Regnery , N. Shadskiy , I. Shvetsov , H.J. Simonis , L. Sowa, L. Stockmeier, K. Tauqeer, M. Toms , N. Trevisani , R.F. Von Cube , M. Wassmer , S. Wieland , F. Wittig, R. Wolf , X. Zuo 

Institute of Nuclear and Particle Physics (INPP), NCSR Demokritos, Aghia Paraskevi, Greece

G. Anagnostou, G. Daskalakis , A. Kyriakis, A. Papadopoulos²⁸, A. Stakia 

National and Kapodistrian University of Athens, Athens, Greece

P. Kontaxakis , G. Melachroinos, Z. Painesis , I. Papavergou , I. Paraskevas , N. Saoulidou , K. Theofilatos , E. Tziaferi , K. Vellidis , I. Zisopoulos 






National Technical University of Athens, Athens, Greece

G. Bakas , T. Chatzistavrou, G. Karapostoli , K. Kousouris , I. Papakrivopoulos , E. Siamarkou, G. Tsipolitis , A. Zacharopoulou

University of Ioánnina, Ioánnina, Greece

K. Adamidis, I. Bestintzanos, I. Evangelou , C. Foudas, C. Kamtsikis, P. Katsoulis, P. Kokkas , P.G. Kosmoglou Kioseoglou , N. Manthos , I. Papadopoulos , J. Strologas 

HUN-REN Wigner Research Centre for Physics, Budapest, Hungary

C. Hajdu , D. Horvath^{29,30} , K. Márton, A.J. Rádl³¹ , F. Sikler , V. Veszpremi 

MTA-ELTE Lendület CMS Particle and Nuclear Physics Group, Eötvös Loránd University, Budapest, Hungary

M. Csanád , K. Farkas , A. Fehérkuti³² , M.M.A. Gadallah³³ , Á. Kadlecik , P. Major , G. Pásztor , G.I. Veres 


Faculty of Informatics, University of Debrecen, Debrecen, Hungary

B. Ujvari , G. Zilizi 















Institute of Nuclear Research ATOMKI, Debrecen, Hungary

G. Bencze, S. Czellar, J. Molnar, Z. Szillasi

Karoly Robert Campus, MATE Institute of Technology, Gyongyos, Hungary

T. Novak 

Panjab University, Chandigarh, India

J. Babbar , S. Bansal , S.B. Beri, V. Bhatnagar , G. Chaudhary , S. Chauhan , N. Dhingra³⁴ , A. Kaur , A. Kaur , H. Kaur , M. Kaur , S. Kumar , K. Sandeep , T. Sheokand, J.B. Singh , A. Singla 
















University of Delhi, Delhi, India

A. Ahmed , A. Bhardwaj , A. Chhetri , B.C. Choudhary , A. Kumar , A. Kumar , M. Naimuddin , K. Ranjan , M.K. Saini, S. Saumya 



Saha Institute of Nuclear Physics, HBNI, Kolkata, India

S. Baradia , S. Barman³⁵ , S. Bhattacharya , S. Das Gupta, S. Dutta , S. Dutta, S. Sarkar








Indian Institute of Technology Madras, Madras, India

M.M. Ameen , P.K. Behera , S.C. Behera , S. Chatterjee , G. Dash , P. Jana , P. Kalbhor , S. Kamble , J.R. Komaragiri³⁶ , D. Kumar³⁶ , P.R. Pujahari , N.R. Saha , A. Sharma , A.K. Sikdar , R.K. Singh, P. Verma, S. Verma , A. Vijay












Tata Institute of Fundamental Research-A, Mumbai, India

S. Dugad, G.B. Mohanty , B. Parida , M. Shelake, P. Suryadevara











Tata Institute of Fundamental Research-B, Mumbai, India

A. Bala , S. Banerjee , R.M. Chatterjee, M. Guchait , Sh. Jain , A. Jaiswal, S. Kumar , G. Majumder , K. Mazumdar , S. Parolia , A. Thachayath 




National Institute of Science Education and Research, An OCC of Homi Bhabha National Institute, Bhubaneswar, Odisha, India

S. Bahinipati³⁷ , C. Kar , D. Maity³⁸ , P. Mal , T. Mishra , V.K. Muraleedharan Nair Bindhu³⁸ , K. Naskar³⁸ , A. Nayak³⁸ , S. Nayak, K. Pal, P. Sadangi, S.K. Swain , S. Varghese³⁸ , D. Vats³⁸ 








Indian Institute of Science Education and Research (IISER), Pune, India

S. Acharya³⁹ , A. Alpana , S. Dube , B. Gomber³⁹ , P. Hazarika , B. Kansal , A. Laha , B. Sahu³⁹ , S. Sharma , K.Y. Vaish 

Isfahan University of Technology, Isfahan, Iran

H. Bakhshiansohi⁴⁰ , A. Jafari⁴¹ , M. Zeinali⁴² 































Institute for Research in Fundamental Sciences (IPM), Tehran, Iran

S. Bashiri, S. Chenarani⁴³ , S.M. Etesami , Y. Hosseini , M. Khakzad , E. Khazaie⁴⁴ , M. Mohammadi Najafabadi , S. Tizchang⁴⁵ 





























University College Dublin, Dublin, Ireland

M. Felcini , M. Grunewald 






INFN Sezione di Bari^a, Università di Bari^b, Politecnico di Bari^c, Bari, Italy

M. Abbrescia^{a,b} , A. Colaleo^{a,b} , D. Creanza^{a,c} , B. D'Anzi^{a,b} , N. De Filippis^{a,c} , M. De Palma^{a,b} , W. Elmetenawee^{a,b,46} , L. Fiore^a , G. Iaselli^{a,c} , L. Longo^a , M. Louka^{a,b}, G. Maggi^{a,c} , M. Maggi^a , I. Margjeka^a , V. Mastrapasqua^{a,b} , S. My^{a,b} , S. Nuzzo^{a,b} , A. Pellecchia^{a,b} , A. Pompili^{a,b} , G. Pugliese^{a,c} , R. Radogna^{a,b} , D. Ramos^a , A. Ranieri^a , L. Silvestris^a , F.M. Simone^{a,c} , Ü. Sözbilir^a , A. Stamerra^{a,b} , D. Troiano^{a,b} , R. Venditti^{a,b} , P. Verwilligen^a , A. Zaza^{a,b} 


















INFN Sezione di Bologna^a, Università di Bologna^b, Bologna, Italy

G. Abbiendi^a , C. Battilana^{a,b} , D. Bonacorsi^{a,b} , P. Capiluppi^{a,b} , A. Castro^{+a,b} , F.R. Cavallo^a , M. Cuffiani^{a,b} , G.M. Dallavalle^a , T. Diotallevi^{a,b} , F. Fabbri^a , A. Fanfani^{a,b} , D. Fasanella^a , P. Giacomelli^a , L. Giommi^{a,b} , C. Grandi^a , L. Guiducci^{a,b} , S. Lo Meo^{a,47} , M. Lorusso^{a,b} , L. Lunerti^a , S. Marcellini^a , G. Masetti^a , F.L. Navarra^{a,b} , G. Paggi^{a,b} , A. Perrotta^a , F. Primavera^{a,b} , A.M. Rossi^{a,b} , S. Rossi Tisbeni^{a,b} , T. Rovelli^{a,b} , G.P. Siroli^{a,b} 

INFN Sezione di Catania^a, Università di Catania^b, Catania, Italy
























































S. Costa^{a,b,48} , A. Di Mattia^a , A. Lapertosa^a , R. Potenza^{a,b}, A. Tricomi^{a,b,48} , C. Tuve^{a,b} 






INFN Sezione di Firenze^a, Università di Firenze^b, Firenze, Italy

P. Assiouras^a , G. Barbagli^a , G. Bardelli^{a,b} , B. Camaiani^{a,b} , A. Cassese^a , R. Ceccarelli^a , V. Ciulli^{a,b} , C. Civinini^a , R. D'Alessandro^{a,b} , E. Focardi^{a,b} , T. Kello^a, G. Latino^{a,b} , P. Lenzi^{a,b} , M. Lizzo^a , M. Meschini^a , S. Paoletti^a , A. Papanastassiou^{a,b}, G. Sguazzoni^a , L. Viliani^a 







INFN Laboratori Nazionali di Frascati, Frascati, Italy

L. Benussi , S. Bianco , S. Meola⁴⁹ , D. Piccolo 

INFN Sezione di Genova^a, Università di Genova^b, Genova, ItalyP. Chatagnon^a , F. Ferro^a , E. Robutti^a , S. Tosi^{a,b} **INFN Sezione di Milano-Bicocca^a, Università di Milano-Bicocca^b, Milano, Italy**A. Benaglia^a , F. Brivio^a , F. Cetorelli^{a,b} , F. De Guio^{a,b} , M.E. Dinardo^{a,b} , P. Dini^a , S. Gennai^a , R. Gerosa^{a,b} , A. Ghezzi^{a,b} , P. Govoni^{a,b} , L. Guzzi^a , M.T. Lucchini^{a,b} , M. Malberti^a , S. Malvezzi^a , A. Massironi^a , D. Menasce^a , L. Moroni^a , M. Paganoni^{a,b} , S. Palluotto^{a,b} , D. Pedrini^a , A. Perego^{a,b} , B.S. Pinolini^a, G. Pizzati^{a,b}, S. Ragazzi^{a,b} , T. Tabarelli de Fatis^{a,b} **INFN Sezione di Napoli^a, Università di Napoli 'Federico II'^b, Napoli, Italy; Università della Basilicata^c, Potenza, Italy; Scuola Superiore Meridionale (SSM)^d, Napoli, Italy**S. Buontempo^a , A. Cagnotta^{a,b} , F. Carnevali^{a,b}, N. Cavallo^{a,c} , F. Fabozzi^{a,c} , A.O.M. Iorio^{a,b} , L. Lista^{a,b,50} , P. Paolucci^{a,28} **INFN Sezione di Padova^a, Università di Padova^b, Padova, Italy; Università di Trento^c, Trento, Italy**R. Ardino^a , P. Azzi^a , N. Bacchetta^{a,51} , M. Biasotto^{a,52} , D. Bisello^{a,b} , P. Bortignon^a , G. Bortolato^{a,b}, A. Bragagnolo^{a,b} , A.C.M. Bulla^a , R. Carlin^{a,b} , T. Dorigo^a , S. Fantinel^a , F. Gasparini^{a,b} , U. Gasparini^{a,b} , E. Lusiani^a , M. Margoni^{a,b} , A.T. Meneguzzo^{a,b} , M. Migliorini^{a,b} , J. Pazzini^{a,b} , P. Ronchese^{a,b} , R. Rossin^{a,b} , F. Simonetto^{a,b} , M. Tosi^{a,b} , A. Triossi^{a,b} , S. Ventura^a , M. Zanetti^{a,b} , P. Zotto^{a,b} , A. Zucchetta^{a,b} **INFN Sezione di Pavia^a, Università di Pavia^b, Pavia, Italy**C. Aimè^a , A. Braghieri^a , S. Calzaferri^a , D. Fiorina^a , P. Montagna^{a,b} , V. Re^a , C. Riccardi^{a,b} , P. Salvini^a , I. Vai^{a,b} , P. Vitulo^{a,b} **INFN Sezione di Perugia^a, Università di Perugia^b, Perugia, Italy**S. Ajmal^{a,b} , M.E. Ascioti^{a,b}, G.M. Bilei^a , C. Carrivale^{a,b}, D. Ciangottini^{a,b} , L. Fanò^{a,b} , M. Magherini^{a,b} , V. Mariani^{a,b} , M. Menichelli^a , F. Moscatelli^{a,53} , A. Rossi^{a,b} , A. Santocchia^{a,b} , D. Spiga^a , T. Tedeschi^{a,b} **INFN Sezione di Pisa^a, Università di Pisa^b, Scuola Normale Superiore di Pisa^c, Pisa, Italy; Università di Siena^d, Siena, Italy**C.A. Alexe^{a,c} , P. Asenov^{a,b} , P. Azzurri^a , G. Bagliesi^a , R. Bhattacharya^a , L. Bianchini^{a,b} , T. Boccali^a , E. Bossini^a , D. Bruschini^{a,c} , R. Castaldi^a , M.A. Ciocci^{a,b} , M. Cipriani^{a,b} , V. D'Amante^{a,d} , R. Dell'Orso^a , S. Donato^a , A. Giassi^a , F. Ligabue^{a,c} , A.C. Marini^a , D. Matos Figueiredo^a , A. Messineo^{a,b} , M. Musich^{a,b} , F. Palla^a , A. Rizzi^{a,b} , G. Rolandi^{a,c} , S. Roy Chowdhury^a , T. Sarkar^a , A. Scribano^a , P. Spagnolo^a , R. Tenchini^a , G. Tonelli^{a,b} , N. Turini^{a,d} , F. Vaselli^{a,c} , A. Venturi^a , P.G. Verdini^a **INFN Sezione di Roma^a, Sapienza Università di Roma^b, Roma, Italy**C. Baldenegro Barrera^{a,b} , P. Barria^a , C. Basile^{a,b} , M. Campana^{a,b} , F. Cavallari^a , L. Cunqueiro Mendez^{a,b} , D. Del Re^{a,b} , E. Di Marco^{a,b} , M. Diemoz^a , F. Errico^{a,b} , E. Longo^{a,b} , J. Mijuskovic^{a,b} , G. Organtini^{a,b} , F. Pandolfi^a , R. Paramatti^{a,b} , C. Quaranta^{a,b} , S. Rahatlou^{a,b} , C. Rovelli^a , F. Santanastasio^{a,b} , L. Soffi^a **INFN Sezione di Torino^a, Università di Torino^b, Torino, Italy; Università del Piemonte Orientale^c, Novara, Italy**N. Amapane^{a,b} , R. Arcidiacono^{a,c} , S. Argiro^{a,b} , M. Arneodo^{a,c} , N. Bartosik^a , R. Bellan^{a,b} , A. Bellora^{a,b} , C. Biino^a , C. Borca^{a,b} , N. Cartiglia^a , M. Costa^{a,b}

R. Covarelli^{a,b} , N. Demaria^a , L. Finco^a , M. Grippo^{a,b} , B. Kiani^{a,b} , F. Legger^a ,
 F. Luongo^{a,b} , C. Mariotti^a , L. Markovic^{a,b} , S. Maselli^a , A. Mecca^{a,b} , L. Menzio^{a,b},
 P. Meridiani^a , E. Migliore^{a,b} , M. Monteno^a , R. Mulargia^a , M.M. Obertino^{a,b} ,
 G. Ortona^a , L. Pacher^{a,b} , N. Pastrone^a , M. Pelliccioni^a , M. Ruspa^{a,c} ,
 F. Siviero^{a,b} , V. Sola^{a,b} , A. Solano^{a,b} , A. Staiano^a , C. Tarricone^{a,b} , D. Trocino^a ,
 G. Umoret^{a,b} , R. White^{a,b} 

INFN Sezione di Trieste^a, Università di Trieste^b, Trieste, Italy

S. Belforte^a , V. Candelise^{a,b} , M. Casarsa^a , F. Cossutti^a , K. De Leo^a ,
 G. Della Ricca^{a,b} 

Kyungpook National University, Daegu, Korea

S. Dogra , J. Hong , C. Huh , B. Kim , J. Kim, D. Lee, H. Lee, S.W. Lee , C.S. Moon ,
 Y.D. Oh , M.S. Ryu , S. Sekmen , B. Tae, Y.C. Yang 

Department of Mathematics and Physics - GWNNU, Gangneung, Korea

M.S. Kim 

Chonnam National University, Institute for Universe and Elementary Particles, Kwangju, Korea

G. Bak , P. Gwak , H. Kim , D.H. Moon 

Hanyang University, Seoul, Korea

E. Asilar , J. Choi , D. Kim , T.J. Kim , J.A. Merlin, Y. Ryou

Korea University, Seoul, Korea

S. Choi , S. Han, B. Hong , K. Lee, K.S. Lee , S. Lee , J. Yoo 

Kyung Hee University, Department of Physics, Seoul, Korea

J. Goh , S. Yang 








Sejong University, Seoul, Korea

H. S. Kim , Y. Kim, S. Lee



Seoul National University, Seoul, Korea

J. Almond, J.H. Bhyun, J. Choi , J. Choi, W. Jun , J. Kim , S. Ko , H. Kwon , H. Lee ,
 J. Lee , J. Lee , B.H. Oh , S.B. Oh , H. Seo , U.K. Yang, I. Yoon 

University of Seoul, Seoul, Korea

W. Jang , D.Y. Kang, Y. Kang , S. Kim , B. Ko, J.S.H. Lee , Y. Lee , I.C. Park , Y. Roh,
 I.J. Watson 

Yonsei University, Department of Physics, Seoul, Korea

S. Ha , H.D. Yoo 






Sungkyunkwan University, Suwon, Korea

M. Choi , M.R. Kim , H. Lee, Y. Lee , I. Yu 

**College of Engineering and Technology, American University of the Middle East (AUM),
 Dasman, Kuwait**

T. Beyrouthy

Riga Technical University, Riga, Latvia

K. Dreimanis , A. Gaile , C. Munoz Diaz, D. Osite , G. Pikurs, A. Potrebko , M. Seidel ,
 D. Sidiropoulos Kontos

University of Latvia (LU), Riga, Latvia

N.R. Strautnieks 







Vilnius University, Vilnius, Lithuania

M. Ambrozias , A. Juodagalvis , A. Rinkevicius , G. Tamulaitis 







National Centre for Particle Physics, Universiti Malaya, Kuala Lumpur, Malaysia

I. Yusuff⁵⁴ , Z. Zolkapli



Universidad de Sonora (UNISON), Hermosillo, Mexico

J.F. Benitez , A. Castaneda Hernandez , H.A. Encinas Acosta, L.G. Gallegos Maríñez, M. León Coello , J.A. Murillo Quijada , A. Sehrawat , L. Valencia Palomo 

Centro de Investigacion y de Estudios Avanzados del IPN, Mexico City, Mexico

G. Ayala , H. Castilla-Valdez , H. Crotte Ledesma, E. De La Cruz-Burelo , I. Heredia-De La Cruz⁵⁵ , R. Lopez-Fernandez , J. Mejia Guisao , C.A. Mondragon Herrera, A. Sánchez Hernández 

Universidad Iberoamericana, Mexico City, Mexico

C. Oropeza Barrera , D.L. Ramirez Guadarrama, M. Ramírez García 

Benemerita Universidad Autonoma de Puebla, Puebla, Mexico

I. Bautista , I. Pedraza , H.A. Salazar Ibarguen , C. Uribe Estrada 

University of Montenegro, Podgorica, Montenegro

I. Bubanja , N. Raicevic 

University of Canterbury, Christchurch, New Zealand

P.H. Butler 

National Centre for Physics, Quaid-I-Azam University, Islamabad, Pakistan

A. Ahmad , M.I. Asghar, A. Awais , M.I.M. Awan, H.R. Hoorani , W.A. Khan 







AGH University of Krakow, Faculty of Computer Science, Electronics and Telecommunications, Krakow, Poland

V. Avati, L. Grzanka , M. Malawski 

National Centre for Nuclear Research, Swierk, Poland

H. Bialkowska , M. Bluj , M. Górski , M. Kazana , M. Szeleper , P. Zalewski 
















Institute of Experimental Physics, Faculty of Physics, University of Warsaw, Warsaw, Poland

K. Bunkowski , K. Doroba , A. Kalinowski , M. Konecki , J. Krolikowski , A. Muhammad 



Warsaw University of Technology, Warsaw, Poland

K. Pozniak , W. Zabolotny 

Laboratório de Instrumentação e Física Experimental de Partículas, Lisboa, Portugal

M. Araujo , D. Bastos , C. Beirão Da Cruz E Silva , A. Boletti , M. Bozzo , T. Camporesi , G. Da Molin , M. Gallinaro , J. Hollar , N. Leonardo , G.B. Marozzo, T. Niknejad , A. Petrilli , M. Pisano , J. Seixas , J. Varela , J.W. Wulff

Faculty of Physics, University of Belgrade, Belgrade, Serbia


P. Adzic , P. Milenovic 

VINCA Institute of Nuclear Sciences, University of Belgrade, Belgrade, Serbia

M. Dordevic , J. Milosevic , V. Rekovic

Centro de Investigaciones Energéticas Medioambientales y Tecnológicas (CIEMAT),















Madrid, Spain

J. Alcaraz Maestre , Cristina F. Bedoya , Oliver M. Carretero , M. Cepeda , M. Cerrada , N. Colino , B. De La Cruz , A. Delgado Peris , A. Escalante Del Valle , D. Fernández Del Val , J.P. Fernández Ramos , J. Flix , M.C. Fouz , O. Gonzalez Lopez , S. Goy Lopez , J.M. Hernandez , M.I. Josa , E. Martin Viscasillas , D. Moran , C.M. Morcillo Perez , Á. Navarro Tobar , C. Perez Dengra , A. Pérez-Calero Yzquierdo , J. Puerta Pelayo , I. Redondo , S. Sánchez Navas , J. Sastre , J. Vazquez Escobar 




















Universidad Autónoma de Madrid, Madrid, Spain

J.F. de Trocóniz 

Universidad de Oviedo, Instituto Universitario de Ciencias y Tecnologías Espaciales de Asturias (ICTEA), Oviedo, Spain

B. Alvarez Gonzalez , J. Cuevas , J. Fernandez Menendez , S. Folgueras , I. Gonzalez Caballero , J.R. González Fernández , P. Leguina , E. Palencia Cortezon , J. Prado Pico, C. Ramón Álvarez , V. Rodríguez Bouza , A. Soto Rodríguez , A. Trapote , C. Vico Villalba , P. Vischia 

Instituto de Física de Cantabria (IFCA), CSIC-Universidad de Cantabria, Santander, Spain

S. Bhowmik , S. Blanco Fernández , J.A. Brochero Cifuentes , I.J. Cabrillo , A. Calderon , J. Duarte Campderros , M. Fernandez , G. Gomez , C. Lasiosa García , R. Lopez Ruiz , C. Martinez Rivero , P. Martinez Ruiz del Arbol , F. Matorras , P. Matorras Cuevas , E. Navarrete Ramos , J. Piedra Gomez , L. Scodellaro , I. Vila , J.M. Vizan Garcia 

University of Colombo, Colombo, Sri Lanka

B. Kailasapathy⁵⁶ , D.D.C. Wickramarathna 







University of Ruhuna, Department of Physics, Matara, Sri Lanka

W.G.D. Dharmaratna⁵⁷ , K. Liyanage , N. Perera 





































CERN, European Organization for Nuclear Research, Geneva, Switzerland

D. Abbaneo , C. Amendola , E. Auffray , G. Auzinger , J. Baechler, D. Barney , A. Bermúdez Martínez , M. Bianco , A.A. Bin Anuar , A. Bocchi , L. Boronovi , C. Botta , E. Brondolin , C. Caillol , G. Cerminara , N. Chernyavskaya , D. d'Enterria , A. Dabrowski , A. David , A. De Roeck , M.M. Defranchis , M. Deile , M. Dobson , G. Franzoni , W. Funk , S. Giani, D. Gigi, K. Gill , F. Glege , J. Hegeman , J.K. Heikkilä , B. Huber, V. Innocente , T. James , P. Janot , O. Kaluzinska , O. Karacheban²⁶ , S. Laurila , P. Lecoq , E. Leutgeb , C. Lourenço , L. Malgeri , M. Mannelli , M. Matthewman, A. Mehta , F. Meijers , S. Mersi , E. Meschi , V. Milosevic , F. Monti , F. Moortgat , M. Mulders , I. Neutelings , S. Orfanelli, F. Pantaleo , G. Petrucciani , A. Pfeiffer , M. Pierini , H. Qu , D. Rabadý , B. Ribeiro Lopes , M. Rovere , H. Sakulin , S. Sanchez Cruz , S. Scarfi , C. Schwick, M. Selvaggi , A. Sharma , K. Shchelina , P. Silva , P. Sphicas⁵⁸ , A.G. Stahl Leitner , A. Steen , S. Summers , D. Treille , P. Tropea , D. Walter , J. Wanczyk⁵⁹ , J. Wang, S. Wuchterl , P. Zehetner , P. Zejdl , W.D. Zeuner




















Paul Scherrer Institut, Villigen, Switzerland

T. Bevilacqua⁶⁰ , L. Caminada⁶⁰ , A. Ebrahimi , W. Erdmann , R. Horisberger , Q. Ingram , H.C. Kaestli , D. Kotlinski , C. Lange , M. Missiroli⁶⁰ , L. Noehte⁶⁰ , T. Rohe 




ETH Zurich - Institute for Particle Physics and Astrophysics (IPA), Zurich, Switzerland

T.K. Aarrestad , K. Androsov⁵⁹ , M. Backhaus , G. Bonomelli, A. Calandri , C. Cazaniga , K. Datta , P. De Bryas Dexmiers D'archiac⁵⁹ , A. De Cosa , G. Dissertori , M. Dittmar, M. Donegà , F. Eble , M. Galli , K. Gedia , F. Glessgen , C. Grab , N. Härringer , T.G. Harte, D. Hits , W. Lustermann , A.-M. Lyon , R.A. Manzoni , M. Marchegiani , L. Marchese , C. Martin Perez , A. Mascellani⁵⁹ , F. Nessi-Tedaldi , F. Pauss , V. Perovic , S. Pigazzini , C. Reissel , B. Ristic , F. Riti , R. Seidita , J. Steggemann⁵⁹ , A. Tarabini , D. Valsecchi , R. Wallny 












Universität Zürich, Zurich, Switzerland

C. Amsler⁶¹ , P. Bärtshi , M.F. Canelli , K. Cormier , M. Huwiler , W. Jin , A. Jofrehei , B. Kilminster , S. Leontsinis , S.P. Liehti , A. Macchiolo , P. Meiring , F. Meng , U. Molinatti , J. Motta , A. Reimers , P. Robmann, M. Senger , E. Shokr, F. Stäger , R. Tramontano 




National Central University, Chung-Li, Taiwan

C. Adloff⁶², D. Bhowmik, C.M. Kuo, W. Lin, P.K. Rout , P.C. Tiwari³⁶ , S.S. Yu 



















National Taiwan University (NTU), Taipei, Taiwan

L. Ceard, K.F. Chen , P.s. Chen, Z.g. Chen, A. De Iorio , W.-S. Hou , T.h. Hsu, Y.w. Kao, S. Karmakar , G. Kole , Y.y. Li , R.-S. Lu , E. Paganis , X.f. Su , J. Thomas-Wilsker , L.s. Tsai, D. Tsionou, H.y. Wu, E. Yazgan 


High Energy Physics Research Unit, Department of Physics, Faculty of Science, Chulalongkorn University, Bangkok, Thailand

C. Asawatangtrakuldee , N. Srimanobhas , V. Wachirapusanand 

Çukurova University, Physics Department, Science and Art Faculty, Adana, Turkey

D. Agyel , F. Boran , F. Dolek , I. Dumanoglu⁶³ , E. Eskut , Y. Guler⁶⁴ , E. Gurpinar Guler⁶⁴ , C. Isik , O. Kara, A. Kayis Topaksu , U. Kiminsu , G. Onengut , K. Ozdemir⁶⁵ , A. Polatoz , B. Tali⁶⁶ , U.G. Tok , S. Turcpar , E. Uslan , I.S. Zorbakir 

Middle East Technical University, Physics Department, Ankara, Turkey

G. Sokmen, M. Yalvac⁶⁷ 










Bogazici University, Istanbul, Turkey

B. Akgun , I.O. Atakisi , E. Gülmez , M. Kaya⁶⁸ , O. Kaya⁶⁹ , S. Tekten⁷⁰ 





Istanbul Technical University, Istanbul, Turkey

A. Cakir , K. Cankocak^{63,71} , G.G. Dincer⁶³ , Y. Komurcu , S. Sen⁷² 

Istanbul University, Istanbul, Turkey

O. Aydilek⁷³ , B. Haciasahinoglu , I. Hos⁷⁴ , B. Kaynak , S. Ozkorucuklu , O. Potok , H. Sert , C. Simsek , C. Zorbilmez 

Yildiz Technical University, Istanbul, Turkey

S. Cerci⁶⁶ , B. Isildak⁷⁵ , D. Sunar Cerci , T. Yetkin 













Institute for Scintillation Materials of National Academy of Science of Ukraine, Kharkiv, Ukraine

A. Boyaryntsev , B. Grynyov 

























National Science Centre, Kharkiv Institute of Physics and Technology, Kharkiv, Ukraine

L. Levchuk 













































University of Bristol, Bristol, United Kingdom

D. Anthony , J.J. Brooke , A. Bundock , F. Bury , E. Clement , D. Cussans , H. Flacher , M. Glowacki , J. Goldstein , H.F. Heath , M.-L. Holmberg , L. Kreczko , S. Paramesvaran , L. Robertshaw , S. Seif El Nasr-Storey , V.J. Smith , N. Stylianou⁷⁶ , K. Walkingshaw Pass






Rutherford Appleton Laboratory, Didcot, United Kingdom

A.H. Ball , K.W. Bell , A. Belyaev⁷⁷ , C. Brew , R.M. Brown , D.J.A. Cockerill , C. Cooke , A. Elliot , K.V. Ellis , K. Harder , S. Harper , J. Linacre , K. Manolopoulos , D.M. Newbold , E. Olaiya , D. Petyt , T. Reis , A.R. Sahasransu , G. Salvi , T. Schuh , C.H. Shepherd-Themistocleous , I.R. Tomalin , K.C. Whalen , T. Williams 













Imperial College, London, United Kingdom

I. Andreou , R. Bainbridge , P. Bloch , C.E. Brown , O. Buchmuller , V. Cacchio , C.A. Carrillo Montoya , G.S. Chahal⁷⁸ , D. Colling , J.S. Dancu , I. Das , P. Dauncey , G. Davies , J. Davies , M. Della Negra , S. Fayer , G. Fedi , G. Hall , M.H. Hassanshahi , A. Howard , G. Iles , C.R. Knight , J. Langford , J. León Holgado , L. Lyons , A.-M. Magnan , S. Mallios , M. Mieskolainen , J. Nash⁷⁹ , M. Pesaresi , P.B. Pradeep , B.C. Radburn-Smith , A. Richards , A. Rose , K. Savva , C. Seez , R. Shukla , A. Tapper , K. Uchida , G.P. Uttley , L.H. Vage , T. Virdee²⁸ , M. Vojinovic , N. Wardle , D. Winterbottom







Brunel University, Uxbridge, United Kingdom

K. Coldham , J.E. Cole , A. Khan , P. Kyberd , I.D. Reid 

Baylor University, Waco, Texas, USA

S. Abdullin , A. Brinkerhoff , E. Collins , M.R. Darwish⁸⁰ , J. Dittmann , K. Hatakeyama , J. Hiltbrand , B. McMaster , J. Samudio , S. Sawant , C. Sutantawibul , J. Wilson 





















Catholic University of America, Washington, DC, USA

R. Bartek , A. Dominguez , C. Huerta Escamilla , A.E. Simsek , R. Uniyal , A.M. Vargas Hernandez 

The University of Alabama, Tuscaloosa, Alabama, USA

B. Bam , A. Buchot Perraguin , R. Chudasama , S.I. Cooper , C. Crovella , S.V. Gleyzer , E. Pearson , C.U. Perez , P. Rumerio⁸¹ , E. Usai , R. Yi 




















Boston University, Boston, Massachusetts, USA

A. Akpinar , C. Cosby , G. De Castro , Z. Demiragli , C. Erice , C. Fangmeier , C. Fernandez Madrazo , E. Fontanesi , D. Gastler , F. Golf , S. Jeon , J. O'cain , I. Reed , J. Rohlf , K. Salyer , D. Sperka , D. Spitzbart , I. Suarez , A. Tsatsos , A.G. Zecchinelli 

Brown University, Providence, Rhode Island, USA

G. Benelli , D. Cutts , L. Gouskos , M. Hadley , U. Heintz , J.M. Hogan⁸² , T. Kwon , G. Landsberg , K.T. Lau , D. Li , J. Luo , S. Mondal , N. Pervan , T. Russell , S. Sagir⁸³ , F. Simpson , M. Stamenkovic , N. Venkatasubramanian , X. Yan 

University of California, Davis, Davis, California, USA

S. Abbott , C. Brainerd , R. Breedon , H. Cai , M. Calderon De La Barca Sanchez , M. Chertok , M. Citron , J. Conway , P.T. Cox , R. Erbacher , F. Jensen , O. Kukral , G. Mocellin , M. Mulhearn , S. Ostrom , W. Wei , Y. Yao , S. Yoo , F. Zhang 



















University of California, Los Angeles, California, USA

M. Bachtis , R. Cousins , A. Datta , G. Flores Avila , J. Hauser , M. Ignatenko , M.A. Iqbal , T. Lam , E. Manca , A. Nunez Del Prado, D. Saltzberg , V. Valuev 

University of California, Riverside, Riverside, California, USA

R. Clare , J.W. Gary , M. Gordon, G. Hanson , W. Si 



University of California, San Diego, La Jolla, California, USA

A. Aportela, A. Arora , J.G. Branson , S. Cittolin , S. Cooperstein , D. Diaz , J. Duarte , L. Giannini , Y. Gu, J. Guiang , R. Kansal , V. Krutelyov , R. Lee , J. Letts , M. Masciovecchio , F. Mokhtar , S. Mukherjee , M. Pieri , M. Quinnan , B.V. Sathia Narayanan , V. Sharma , M. Tadel , E. Vourliotis , F. Würthwein , Y. Xiang , A. Yagil








University of California, Santa Barbara - Department of Physics, Santa Barbara, California, USA

A. Barzdukas , L. Brennan , C. Campagnari , K. Downham , C. Grieco , J. Incandela , J. Kim , A.J. Li , P. Masterson , H. Mei , J. Richman , S.N. Santpur , U. Sarica , R. Schmitz , F. Setti , J. Sheplock , D. Stuart , T.Á. Vámi , S. Wang , D. Zhang








California Institute of Technology, Pasadena, California, USA

S. Bhattacharya , A. Bornheim , O. Cerri, A. Latorre, J. Mao , H.B. Newman , G. Reales Gutiérrez, M. Spiropulu , J.R. Vlimant , C. Wang , S. Xie , R.Y. Zhu








Carnegie Mellon University, Pittsburgh, Pennsylvania, USA

J. Alison , S. An , P. Bryant , M. Cremonesi, V. Dutta , T. Ferguson , T.A. Gómez Espinosa , A. Harilal , A. Kallil Tharayil, C. Liu , T. Mudholkar , S. Murthy , P. Palit , K. Park, M. Paulini , A. Roberts , A. Sanchez , W. Terrill








University of Colorado Boulder, Boulder, Colorado, USA

J.P. Cumalat , W.T. Ford , A. Hart , A. Hassani , G. Karathanasis , N. Manganelli , J. Pearkes , C. Savard , N. Schonbeck , K. Stenson , K.A. Ulmer , S.R. Wagner , N. Zipper , D. Zuolo







Cornell University, Ithaca, New York, USA

J. Alexander , S. Bright-Thonney , X. Chen , D.J. Cranshaw , J. Fan , X. Fan , S. Hogan , P. Kotamnives, J. Monroy , M. Oshiro , J.R. Patterson , M. Reid , A. Ryd , J. Thom , P. Wittich , R. Zou

Fermi National Accelerator Laboratory, Batavia, Illinois, USA







M. Albrow , M. Alyari , O. Amram , G. Apollinari , A. Apresyan , L.A.T. Bauerdick , D. Berry , J. Berryhill , P.C. Bhat , K. Burkett , J.N. Butler , A. Canepa , G.B. Cerati , H.W.K. Cheung , F. Chlebana , G. Cummings , J. Dickinson , I. Dutta , V.D. Elvira , Y. Feng , J. Freeman , A. Gandrakota , Z. Gecse , L. Gray , D. Green, A. Grummer , S. Grünendahl , D. Guerrero , O. Gutsche , R.M. Harris , R. Heller , T.C. Herwig , J. Hirschauer , B. Jayatilaka , S. Jindariani , M. Johnson , U. Joshi , T. Klijnsma , B. Klima , K.H.M. Kwok , S. Lammel , D. Lincoln , R. Lipton , T. Liu , C. Madrid , K. Maeshima , C. Mantilla , D. Mason , P. McBride , P. Merkel , S. Mrenna , S. Nahn , J. Ngadiuba , D. Noonan , S. Norberg, V. Papadimitriou , N. Pastika , K. Pedro , C. Pena⁸⁴ , F. Ravera , A. Reinsvold Hall⁸⁵ , L. Ristori , M. Safdari , E. Sexton-Kennedy , N. Smith , A. Soha , L. Spiegel , S. Stoynev , J. Strait , L. Taylor , S. Tkaczyk , N.V. Tran , L. Uplegger , E.W. Vaandering , I. Zoi

University of Florida, Gainesville, Florida, USA








C. Aruta , P. Avery , D. Bourilkov , P. Chang , V. Cherepanov , R.D. Field, E. Koenig 

M. Kolosova , J. Konigsberg , A. Korytov , K. Matchev , N. Menendez , G. Mitselmakher , K. Mohrman , A. Muthirakalayil Madhu , N. Rawal , S. Rosenzweig , Y. Takahashi , J. Wang







Florida State University, Tallahassee, Florida, USA

T. Adams , A. Al Kadhim , A. Askew , S. Bower , V. Hagopian , R. Hashmi , R.S. Kim , S. Kim , T. Kolberg , G. Martinez , H. Prosper , P.R. Prova , M. Wulansatiti , R. Yohay , J. Zhang








Florida Institute of Technology, Melbourne, Florida, USA

B. Alsufyani , M.M. Baarmand , S. Butalla , S. Das , T. Elkafrawy⁸⁶ , M. Hohlmann , E. Yanes 








University of Illinois Chicago, Chicago, USA, Chicago, USA

M.R. Adams , A. Baty , C. Bennett , R. Cavanaugh , R. Escobar Franco , O. Evdokimov , C.E. Gerber , M. Hawksworth , A. Hingrajiya , D.J. Hofman , J.h. Lee , D. S. Lemos , A.H. Merrit , C. Mills , S. Nanda , G. Oh , B. Ozek , D. Pilipovic , R. Pradhan , E. Prifti , T. Roy , S. Rudrabhatla , M.B. Tonjes , N. Varelas , M.A. Wadud , Z. Ye , J. Yoo








The University of Iowa, Iowa City, Iowa, USA

M. Alhousseini , D. Blend , K. Dilsiz⁸⁷ , L. Emediato , G. Karaman , O.K. Köseyan , J.-P. Merlo , A. Mestvirishvili⁸⁸ , O. Neogi , H. Ogul⁸⁹ , Y. Onel , A. Penzo , C. Snyder , E. Tiras⁹⁰








Johns Hopkins University, Baltimore, Maryland, USA

B. Blumenfeld , L. Corcodilos , J. Davis , A.V. Gritsan , L. Kang , S. Kyriacou , P. Maksimovic , M. Roguljic , J. Roskes , S. Sekhar , M. Swartz








The University of Kansas, Lawrence, Kansas, USA

A. Abreu , L.F. Alcerro Alcerro , J. Anguiano , S. Arteaga Escatel , P. Baringer , A. Bean , Z. Flowers , D. Grove , J. King , G. Krintiras , M. Lazarovits , C. Le Mahieu , J. Marquez , M. Murray , M. Nickel , M. Pitt , S. Popescu⁹¹ , C. Rogan , C. Royon , R. Salvatico , S. Sanders , C. Smith , G. Wilson








Kansas State University, Manhattan, Kansas, USA

B. Allmond , R. Gujju Gurunadha , A. Ivanov , K. Kaadze , Y. Maravin , J. Natoli , D. Roy , G. Sorrentino

University of Maryland, College Park, Maryland, USA

A. Baden , A. Belloni , J. Bistany-riebman , Y.M. Chen , S.C. Eno , N.J. Hadley , S. Jabeen , R.G. Kellogg , T. Koeth , B. Kronheim , Y. Lai , S. Lascio , A.C. Mignerey , S. Nabili , C. Palmer , C. Papageorgakis , M.M. Paranjpe , E. Popova⁹² , A. Shevelev , L. Wang

Massachusetts Institute of Technology, Cambridge, Massachusetts, USA













J. Bendavid , I.A. Cali , P.c. Chou , M. D'Alfonso , J. Eysermans , C. Freer , G. Gomez-Ceballos , M. Goncharov , G. Grosso , P. Harris , D. Hoang , D. Kovalskiy , J. Krupa , L. Lavezzo , Y.-J. Lee , K. Long , C. Mcginn , A. Novak , C. Paus , C. Roland , G. Roland , S. Rothman , G.S.F. Stephans , Z. Wang , B. Wyslouch , T. J. Yang

University of Minnesota, Minneapolis, Minnesota, USA











B. Crossman , B.M. Joshi , C. Kapsiak , M. Krohn , D. Mahon , J. Mans 

B. Marzocchi , R. Rusack , R. Saradhy , N. Strobbe 

















University of Nebraska-Lincoln, Lincoln, Nebraska, USA

K. Bloom , D.R. Claes , G. Haza , J. Hossain , C. Joo , I. Kravchenko , J.E. Siado , W. Tabb , A. Vagnerini , A. Wightman , F. Yan , D. Yu 








State University of New York at Buffalo, Buffalo, New York, USA

H. Bandyopadhyay , L. Hay , H.w. Hsia, I. Iashvili , A. Kalogeropoulos , A. Kharchilava , M. Morris , D. Nguyen , S. Rappoccio , H. Rejeb Sfar, A. Williams , P. Young 



























Northeastern University, Boston, Massachusetts, USA

G. Alverson , E. Barberis , J. Bonilla , J. Dervan, Y. Haddad , Y. Han , A. Krishna , J. Li , M. Lu , G. Madigan , R. Mccarthy , D.M. Morse , V. Nguyen , T. Orimoto , A. Parker , L. Skinnari , D. Wood 









Northwestern University, Evanston, Illinois, USA

J. Bueghly, S. Dittmer , K.A. Hahn , Y. Liu , Y. Miao , D.G. Monk , M.H. Schmitt , A. Taliercio , M. Velasco

















University of Notre Dame, Notre Dame, Indiana, USA

G. Agarwal , R. Band , R. Bucci, S. Castells , A. Das , R. Goldouzian , M. Hildreth , K.W. Ho , K. Hurtado Anampa , T. Ivanov , C. Jessop , K. Lannon , J. Lawrence , N. Loukas , L. Lutton , J. Mariano, N. Marinelli, I. Mcalister, T. McCauley , C. Mcgrady , C. Moore , Y. Musienko¹⁶ , H. Nelson , M. Osherson , A. Piccinelli , R. Ruchti , A. Townsend , Y. Wan, M. Wayne , H. Yockey, M. Zarucki , L. Zygalá 


The Ohio State University, Columbus, Ohio, USA

A. Basnet , B. Bylsma, M. Carrigan , L.S. Durkin , C. Hill , M. Joyce , M. Nunez Ornelas , K. Wei, B.L. Winer , B. R. Yates 



















Princeton University, Princeton, New Jersey, USA

H. Bouchamaoui , P. Das , G. Dezoort , P. Elmer , A. Frankenthal , B. Greenberg , N. Haubrich , K. Kennedy, G. Kopp , S. Kwan , D. Lange , A. Loeliger , D. Marlow , I. Ojalvo , J. Olsen , D. Stickland , C. Tully 




University of Puerto Rico, Mayaguez, Puerto Rico, USA

S. Malik 














Purdue University, West Lafayette, Indiana, USA

A.S. Bakshi , S. Chandra , R. Chawla , A. Gu , L. Gutay, M. Jones , A.W. Jung , A.M. Koshy, M. Liu , G. Negro , N. Neumeister , G. Paspalaki , S. Piperov , V. Scheurer, J.F. Schulte , M. Stojanovic , J. Thieman , A. K. Viridi , F. Wang , A. Wildridge , W. Xie 






Purdue University Northwest, Hammond, Indiana, USA


J. Dolen , N. Parashar , A. Pathak 

Rice University, Houston, Texas, USA





















D. Acosta , T. Carnahan , K.M. Ecklund , P.J. Fernández Manteca , S. Freed, P. Gardner, F.J.M. Geurts , I. Krommydas , W. Li , J. Lin , O. Miguel Colin , B.P. Padley , R. Redjimi, J. Rotter , E. Yigitbasi , Y. Zhang 

University of Rochester, Rochester, New York, USA











A. Bodek , P. de Barbaro , R. Demina , A. Garcia-Bellido , O. Hindrichs 

A. Khukhunaishvili , N. Parmar, P. Parygin⁹² , R. Taus 















Rutgers, The State University of New Jersey, Piscataway, New Jersey, USA

B. Chiarito, J.P. Chou , S.V. Clark , D. Gadkari , Y. Gershtein , E. Halkiadakis , M. Heindl , C. Houghton , D. Jaroslowski , S. Konstantinou , I. Laflotte , A. Lath , R. Montalvo, K. Nash, J. Reichert , H. Routray , P. Saha , S. Salur , S. Schnetzer, S. Somalwar , R. Stone , S.A. Thayil , S. Thomas, J. Vora , H. Wang 

University of Tennessee, Knoxville, Tennessee, USA

D. Ally , A.G. Delannoy , S. Fiorendi , S. Higginbotham , T. Holmes , A.R. Kanuganti , N. Karunarathna , L. Lee , E. Nibigira , S. Spanier 

Texas A&M University, College Station, Texas, USA

D. Aebi , M. Ahmad , T. Akhter , O. Bouhali⁹³ , R. Eusebi , J. Gilmore , T. Huang , T. Kamon⁹⁴ , H. Kim , S. Luo , R. Mueller , D. Overton , D. Rathjens , A. Safonov 

Texas Tech University, Lubbock, Texas, USA

N. Akchurin , J. Damgov , N. Gogate , V. Hegde , A. Hussain , Y. Kazhykarim, K. Lamichhane , S.W. Lee , A. Mankel , T. Peltola , I. Volobouev 

Vanderbilt University, Nashville, Tennessee, USA

E. Appelt , Y. Chen , S. Greene, A. Gurrola , W. Johns , R. Kunnawalkam Elayavalli , A. Melo , F. Romeo , P. Sheldon , S. Tuo , J. Velkovska , J. Viinikainen 























University of Virginia, Charlottesville, Virginia, USA

B. Cardwell , H. Chung, B. Cox , J. Hakala , R. Hirosky , A. Ledovskoy , C. Neu 

Wayne State University, Detroit, Michigan, USA

S. Bhattacharya , P.E. Karchin 


University of Wisconsin - Madison, Madison, Wisconsin, USA

A. Aravind, S. Banerjee , K. Black , T. Bose , S. Dasu , I. De Bruyn , P. Everaerts , C. Galloni, H. He , M. Herndon , A. Herve , C.K. Koraka , A. Lanaro, R. Loveless , J. Madhusudanan Sreekala , A. Mallampalli , A. Mohammadi , S. Mondal, G. Parida , L. Pétré , D. Pinna, A. Savin, V. Shang , V. Sharma , W.H. Smith , D. Teague, H.F. Tsoi , W. Vetens , A. Warden 

Authors affiliated with an institute or an international laboratory covered by a cooperation agreement with CERN

S. Afanasiev , V. Alexakhin , D. Budkouski , I. Golutvin[†] , I. Gorbunov , V. Karjavine , V. Korenkov , A. Lanev , A. Malakhov , V. Matveev⁹⁵ , V. Palichik , V. Perelygin , M. Savina , V. Shalaev , S. Shmatov , S. Shulha , V. Smirnov , O. Teryaev , N. Voytishin , B.S. Yuldashev⁹⁶, A. Zarubin , I. Zhizhin , G. Gavrillov , V. Golovtcov , Y. Ivanov , V. Kim⁹⁵ , P. Levchenko⁹⁷ , V. Murzin , V. Oreshkin , D. Sosnov , V. Sulimov , L. Uvarov , A. Vorobyev[†], Yu. Andreev , A. Dermenev , S. Gninenko , N. Golubev , A. Karneyeu , D. Kirpichnikov , M. Kirsanov , N. Krasnikov , I. Tlisova , A. Toropin , T. Aushev , V. Gavrillov , N. Lychkovskaya , A. Nikitenko^{98,99} , V. Popov , A. Zhokin , R. Chistov⁹⁵ , M. Danilov⁹⁵ , S. Polikarpov⁹⁵ , V. Andreev , M. Azarkin , M. Kirakosyan, A. Terkulov , E. Boos , V. Bunichev , M. Dubinin⁸⁴ , L. Dudko , A. Ershov , A. Gribushin , V. Klyukhin , O. Kodolova⁹⁹ , S. Obraztsov , M. Perfilov, V. Savrin , G. Vorotnikov , V. Blinov⁹⁵, T. Dimova⁹⁵ , A. Kozyrev⁹⁵ , O. Radchenko⁹⁵ , Y. Skovpen⁹⁵ , V. Kachanov , D. Konstantinov , S. Slabospitskii , A. Uzunian , A. Babaev , V. Borshch , D. Druzhkin¹⁰⁰ 

Authors affiliated with an institute formerly covered by a cooperation agreement with CERN

V. Chekhovsky, V. Makarenko 

†: Deceased

¹Also at Yerevan State University, Yerevan, Armenia

²Also at TU Wien, Vienna, Austria

³Also at Ghent University, Ghent, Belgium

⁴Also at Universidade do Estado do Rio de Janeiro, Rio de Janeiro, Brazil

⁵Also at Universidade Estadual de Campinas, Campinas, Brazil

⁶Also at Federal University of Rio Grande do Sul, Porto Alegre, Brazil

⁷Also at UFMS, Nova Andradina, Brazil

⁸Also at Nanjing Normal University, Nanjing, China

⁹Now at The University of Iowa, Iowa City, Iowa, USA

¹⁰Also at University of Chinese Academy of Sciences, Beijing, China

¹¹Also at China Center of Advanced Science and Technology, Beijing, China

¹²Also at University of Chinese Academy of Sciences, Beijing, China

¹³Also at China Spallation Neutron Source, Guangdong, China

¹⁴Now at Henan Normal University, Xinxiang, China

¹⁵Also at Université Libre de Bruxelles, Bruxelles, Belgium

¹⁶Also at an institute or an international laboratory covered by a cooperation agreement with CERN

¹⁷Also at Suez University, Suez, Egypt

¹⁸Now at British University in Egypt, Cairo, Egypt

¹⁹Also at Purdue University, West Lafayette, Indiana, USA

²⁰Also at Université de Haute Alsace, Mulhouse, France

²¹Also at Istinye University, Istanbul, Turkey

²²Also at The University of the State of Amazonas, Manaus, Brazil

²³Also at University of Hamburg, Hamburg, Germany

²⁴Also at RWTH Aachen University, III. Physikalisches Institut A, Aachen, Germany

²⁵Also at Bergische University Wuppertal (BUW), Wuppertal, Germany

²⁶Also at Brandenburg University of Technology, Cottbus, Germany

²⁷Also at Forschungszentrum Jülich, Juelich, Germany

²⁸Also at CERN, European Organization for Nuclear Research, Geneva, Switzerland

²⁹Also at Institute of Nuclear Research ATOMKI, Debrecen, Hungary

³⁰Now at Universitatea Babeş-Bolyai - Facultatea de Fizica, Cluj-Napoca, Romania

³¹Also at MTA-ELTE Lendület CMS Particle and Nuclear Physics Group, Eötvös Loránd University, Budapest, Hungary

³²Also at HUN-REN Wigner Research Centre for Physics, Budapest, Hungary

³³Also at Physics Department, Faculty of Science, Assiut University, Assiut, Egypt

³⁴Also at Punjab Agricultural University, Ludhiana, India

³⁵Also at University of Visva-Bharati, Santiniketan, India

³⁶Also at Indian Institute of Science (IISc), Bangalore, India

³⁷Also at IIT Bhubaneswar, Bhubaneswar, India

³⁸Also at Institute of Physics, Bhubaneswar, India

³⁹Also at University of Hyderabad, Hyderabad, India

⁴⁰Also at Deutsches Elektronen-Synchrotron, Hamburg, Germany

⁴¹Also at Isfahan University of Technology, Isfahan, Iran

⁴²Also at Sharif University of Technology, Tehran, Iran

⁴³Also at Department of Physics, University of Science and Technology of Mazandaran, Behshahr, Iran

- ⁴⁴Also at Department of Physics, Isfahan University of Technology, Isfahan, Iran
- ⁴⁵Also at Department of Physics, Faculty of Science, Arak University, ARAK, Iran
- ⁴⁶Also at Helwan University, Cairo, Egypt
- ⁴⁷Also at Italian National Agency for New Technologies, Energy and Sustainable Economic Development, Bologna, Italy
- ⁴⁸Also at Centro Siciliano di Fisica Nucleare e di Struttura Della Materia, Catania, Italy
- ⁴⁹Also at Università degli Studi Guglielmo Marconi, Roma, Italy
- ⁵⁰Also at Scuola Superiore Meridionale, Università di Napoli 'Federico II', Napoli, Italy
- ⁵¹Also at Fermi National Accelerator Laboratory, Batavia, Illinois, USA
- ⁵²Also at Laboratori Nazionali di Legnaro dell'INFN, Legnaro, Italy
- ⁵³Also at Consiglio Nazionale delle Ricerche - Istituto Officina dei Materiali, Perugia, Italy
- ⁵⁴Also at Department of Applied Physics, Faculty of Science and Technology, Universiti Kebangsaan Malaysia, Bangi, Malaysia
- ⁵⁵Also at Consejo Nacional de Ciencia y Tecnología, Mexico City, Mexico
- ⁵⁶Also at Trincomalee Campus, Eastern University, Sri Lanka, Nilaveli, Sri Lanka
- ⁵⁷Also at Saegis Campus, Nugegoda, Sri Lanka
- ⁵⁸Also at National and Kapodistrian University of Athens, Athens, Greece
- ⁵⁹Also at Ecole Polytechnique Fédérale Lausanne, Lausanne, Switzerland
- ⁶⁰Also at Universität Zürich, Zurich, Switzerland
- ⁶¹Also at Stefan Meyer Institute for Subatomic Physics, Vienna, Austria
- ⁶²Also at Laboratoire d'Annecy-le-Vieux de Physique des Particules, IN2P3-CNRS, Annecy-le-Vieux, France
- ⁶³Also at Near East University, Research Center of Experimental Health Science, Mersin, Turkey
- ⁶⁴Also at Konya Technical University, Konya, Turkey
- ⁶⁵Also at Izmir Bakircay University, Izmir, Turkey
- ⁶⁶Also at Adiyaman University, Adiyaman, Turkey
- ⁶⁷Also at Bozok Universitetesi Rektörlüğü, Yozgat, Turkey
- ⁶⁸Also at Marmara University, Istanbul, Turkey
- ⁶⁹Also at Milli Savunma University, Istanbul, Turkey
- ⁷⁰Also at Kafkas University, Kars, Turkey
- ⁷¹Now at Istanbul Okan University, Istanbul, Turkey
- ⁷²Also at Hacettepe University, Ankara, Turkey
- ⁷³Also at Erzincan Binali Yildirim University, Erzincan, Turkey
- ⁷⁴Also at Istanbul University - Cerrahpasa, Faculty of Engineering, Istanbul, Turkey
- ⁷⁵Also at Yildiz Technical University, Istanbul, Turkey
- ⁷⁶Also at Vrije Universiteit Brussel, Brussel, Belgium
- ⁷⁷Also at School of Physics and Astronomy, University of Southampton, Southampton, United Kingdom
- ⁷⁸Also at IPPP Durham University, Durham, United Kingdom
- ⁷⁹Also at Monash University, Faculty of Science, Clayton, Australia
- ⁸⁰Also at Institute of Basic and Applied Sciences, Faculty of Engineering, Arab Academy for Science, Technology and Maritime Transport, Alexandria, Egypt
- ⁸¹Also at Università di Torino, Torino, Italy
- ⁸²Also at Bethel University, St. Paul, Minnesota, USA
- ⁸³Also at Karamanoğlu Mehmetbey University, Karaman, Turkey
- ⁸⁴Also at California Institute of Technology, Pasadena, California, USA
- ⁸⁵Also at United States Naval Academy, Annapolis, Maryland, USA
- ⁸⁶Also at Ain Shams University, Cairo, Egypt

⁸⁷Also at Bingol University, Bingol, Turkey

⁸⁸Also at Georgian Technical University, Tbilisi, Georgia

⁸⁹Also at Sinop University, Sinop, Turkey

⁹⁰Also at Erciyes University, Kayseri, Turkey

⁹¹Also at Horia Hulubei National Institute of Physics and Nuclear Engineering (IFIN-HH), Bucharest, Romania

⁹²Now at another institute or international laboratory covered by a cooperation agreement with CERN

⁹³Also at Texas A&M University at Qatar, Doha, Qatar

⁹⁴Also at Kyungpook National University, Daegu, Korea

⁹⁵Also at another institute or international laboratory covered by a cooperation agreement with CERN

⁹⁶Also at Institute of Nuclear Physics of the Uzbekistan Academy of Sciences, Tashkent, Uzbekistan

⁹⁷Also at Northeastern University, Boston, Massachusetts, USA

⁹⁸Also at Imperial College, London, United Kingdom

⁹⁹Now at Yerevan Physics Institute, Yerevan, Armenia

¹⁰⁰Also at Universiteit Antwerpen, Antwerpen, Belgium