

CERN-EP-2019-202
18 September 2019

Measurement of the (anti-)³He elliptic flow in Pb–Pb collisions at $\sqrt{s_{NN}} = 5.02$ TeV

ALICE Collaboration*

Abstract

The elliptic flow (v_2) of (anti-)³He is measured in Pb–Pb collisions at $\sqrt{s_{NN}} = 5.02$ TeV in the transverse-momentum (p_T) range of 2–6 GeV/ c for the centrality classes 0–20%, 20–40%, and 40–60% using the event-plane method. This measurement is compared to that of pions, kaons, and protons at the same center-of-mass energy. A clear mass ordering is observed at low p_T , as expected from relativistic hydrodynamics. The violation of the scaling of v_2 with the number of constituent quarks at low p_T , already observed for identified hadrons and deuterons at LHC energies, is confirmed also for (anti-)³He. The elliptic flow of (anti-)³He is underestimated by the Blast-Wave model and overestimated by a simple coalescence approach based on nucleon scaling. The elliptic flow of (anti-)³He measured in the centrality classes 0–20% and 20–40% is well described by a more sophisticated coalescence model where the phase-space distributions of protons and neutrons are generated using the iEBE-VISHNU hybrid model with AMPT initial conditions.

arXiv:1910.09718v2 [nucl-ex] 18 Jun 2020

© 2019 CERN for the benefit of the ALICE Collaboration.

Reproduction of this article or parts of it is allowed as specified in the CC-BY-4.0 license.

*See Appendix A for the list of collaboration members

1 Introduction

The primary goal of studying ultra-relativistic heavy-ion collisions is to investigate the properties of the Quark–Gluon Plasma (QGP), a phase of matter made of deconfined quarks and gluons, which is created under extreme conditions of high temperature and energy density. At the Large Hadron Collider (LHC), the QGP can be studied in a region of the phase diagram where a cross-over transition from the deconfined phase to ordinary nuclear matter is expected based on Quantum Chromodynamics (QCD) calculations on the lattice [1–3].

In ultra-relativistic heavy-ion collisions, light nuclei, hypernuclei, and their antiparticles are produced in addition to other particle species. The production mechanism of these loosely bound composite objects in heavy-ion collisions is not clear and is still under debate. Two phenomenological models are typically used to describe the light (anti-)(hyper-)nuclei production: the statistical hadronization model [4–9] and the coalescence approach [10–13]. In the former, light nuclei are assumed to be emitted by a source in local thermal and hadrochemical equilibrium and their abundances are fixed at chemical freeze-out. This model reproduces the light-flavored hadron yields measured in central nucleus–nucleus collisions, including those of (anti-)nuclei and (anti-)hypernuclei [4]. However, the detailed mechanism of hadron production and the explanation of the propagation of loosely-bound states through the hadron gas phase without a significant reduction in their yields are not addressed by this model. It has been conjectured that such objects could be produced at the phase transition as compact colorless quark clusters which are expected to interact little with the surrounding matter [8]. In the coalescence approach, light nuclei are assumed to be formed by the coalescence of protons and neutrons which are close in phase-space at kinetic freeze-out [11]. In the simple version of this model, nucleons are treated as point-like particles and the coalescence process is assumed to happen if the difference between their momenta is smaller than a given threshold, typically of the order of 100 MeV/ c , which is a free parameter of the model, while space coordinates are ignored. On the contrary, in the state-of-the-art implementations of the coalescence approach, the quantum-mechanical properties of nucleons and nuclei are taken into account and the coalescence probability is calculated from the overlap between the wave functions of protons and neutrons which are mapped onto the Wigner density of the nucleus. The phase-space distributions of protons and neutrons at the kinetic freeze-out are generated from particle production models, such as A Multi-Phase Transport Model (AMPT) [14], or from hydrodynamical simulations coupled to hadronic transport models [13]. The advanced coalescence model qualitatively describes the deuteron-to-proton and ^3He -to-proton ratios measured in different collision systems as a function of the charged-particle multiplicity [15], while the simple coalescence approach provides a description of p_T spectra of light (anti-)nuclei measured in high-energy hadronic collisions only in the low-multiplicity regime [16].

A key observable to study the production mechanism of light (anti-)nuclei is the elliptic flow, i.e. the second harmonic (v_2) of the Fourier decomposition of their azimuthal production distribution with respect to a collision symmetry plane. The latter is defined by the impact parameter of the incoming nuclei and the beam direction [17]. The elliptic flow of light nuclei was measured by PHENIX [18] and STAR [19] at the Relativistic Heavy Ion Collider (RHIC). The centrality dependence of v_2 for deuterons (d) and antideuterons (\bar{d}) was found to be qualitatively similar to that of identified hadrons [19]. An approximate atomic mass number (A) scaling was observed for the elliptic flow of light nuclei when compared to the proton v_2 up to $p_T/A = 1.5$ GeV/ c , with slight deviations for higher p_T/A [19]. The flow of identified hadrons is often described using the Blast-Wave model [20–22]. This is a model inspired by hydrodynamics, which assumes that the system produced in heavy-ion collisions is locally thermalized and expands collectively with a common velocity field. The system undergoes a kinetic freeze-out at the temperature T_{kin} and is characterized by a common transverse radial flow velocity (β) at the freeze-out surface. The Blast-Wave model, however, fails in reproducing the v_2 of light nuclei measured in Au–Au collisions at $\sqrt{s_{\text{NN}}} = 200$ GeV [19], which is instead well described by a more sophisticated coalescence model where the phase-space distributions of nucleons are generated using the string-melting version of

AMPT [14].

The elliptic flow of d and \bar{d} was measured by the ALICE Collaboration in Pb–Pb collisions at $\sqrt{s_{\text{NN}}} = 2.76$ TeV in the transverse-momentum range $0.8 \leq p_{\text{T}} < 5$ GeV/ c for different centrality classes [23]. The scaling of v_2 with the number of constituent quarks (n_{q}) is violated for identified hadrons including deuterons, with deviations up to 20% [23]. Predictions from simultaneous fits of the p_{T} spectra and the v_2 of charged pions, kaons, and protons using a Blast-Wave model provide a good description of the v_2 of deuterons in the measured p_{T} range for all centralities, consistent with common kinetic freeze-out conditions [23]. A simple coalescence model, based on the A -scaling of v_2 [24], fails in reproducing the data for all centralities and in the entire p_{T} range [23]. The data are fairly well described by a coalescence approach which uses as an input the phase-space distributions generated with the default AMPT settings [13]. However, this model does not describe the coalescence parameter B_2 , defined as the ratio between the invariant yield of deuterons and the square of the invariant yield of protons [23]. The predictions obtained using the string-melting version of AMPT, which described RHIC data, are not consistent with the ALICE measurement [23].

The first measurement of the (anti-) ^3He elliptic flow in Pb–Pb collisions at $\sqrt{s_{\text{NN}}} = 5.02$ TeV is presented in this paper. This measurement complements the picture obtained from that of the proton and deuteron flow at LHC energies.

2 Experimental apparatus and data sample

ALICE is one of the four big experiments at the LHC dedicated to the study of heavy-ion collisions at ultra-relativistic energies. A detailed description of the ALICE apparatus and its performance can be found in Refs. [25] and [26].

Trajectories of charged particles are reconstructed in the ALICE central barrel with the Inner Tracking System (ITS) [25] and the Time Projection Chamber (TPC) [27]. These are located within a large solenoidal magnet, providing a highly homogeneous magnetic field of 0.5 T parallel to the beam line. The ITS consists of six cylindrical layers of silicon detectors with a total pseudorapidity coverage $|\eta| < 0.9$ with respect to the nominal interaction region. The ITS is used in the determination of primary and secondary vertices, and in the track reconstruction. The TPC is the largest detector in the ALICE central barrel, with a pseudorapidity coverage $|\eta| < 0.9$. It is used for track reconstruction, charged-particle momentum measurement and for particle identification via the measurement of the specific energy loss of particles in the TPC gas. The transverse-momentum resolution ranges from about 1% at 1 GeV/ c to about 10% at 50 GeV/ c in Pb–Pb collisions at $\sqrt{s_{\text{NN}}} = 2.76$ TeV [26] and at $\sqrt{s_{\text{NN}}} = 5.02$ TeV [28]. The dE/dx resolution depends on centrality and is in the range 5–6.5% for minimum ionizing particles crossing the full volume of the TPC [26]. Collision events are triggered by two plastic scintillator arrays, V0A and V0C [29], located on both sides of the interaction point, covering the pseudorapidity regions $-3.7 < \eta < -1.7$ and $2.8 < \eta < 5.1$. Each V0 array consists of four rings in the radial direction, with each ring comprising eight cells with the same azimuthal size. The V0 scintillators are used to determine the collision centrality from the measured charged-particle multiplicity [30, 31], and to measure the orientation of the symmetry plane of the collision.

The data used for this analysis were collected in 2015 during the LHC Pb–Pb run at $\sqrt{s_{\text{NN}}} = 5.02$ TeV. A minimum bias event trigger was used, which requires coincident signals in the V0 detectors synchronous with the bunch crossing time defined by the LHC clock.

3 Data analysis

3.1 Event selection

In order to keep the conditions of the detectors as uniform as possible and reject background collisions, the coordinate of the primary vertex along the beam axis is required to be within 10 cm from the nominal interaction point. Collisions with multiple primary vertices are tagged as pile-up events and rejected. A centrality-dependent non-uniformity in the angular distribution of the symmetry plane, of maximum 6% is found. In order to correct for this non-uniformity, the events are re-weighted based on the collision centrality (C) and the angle of the symmetry plane Ψ_2 . The weight for a given two-dimensional cell (C, Ψ_2) is defined as the ratio between the average number of events, for all C and Ψ_2 , and the actual number of events in the same two-dimensional cell. The centrality classes used for the analysis presented in this Letter are 0–20%, 20–40%, and 40–60%. In total, approximately 20 million events are selected in each centrality class.

3.2 Track selection and particle identification

(Anti-) ^3He candidates are selected from the charged-particle tracks reconstructed in the ITS and TPC in the kinematic range $p_T/|z| > 1 \text{ GeV}/c$ and $|\eta| < 0.8$, where z is the particle electric charge in units of the elementary charge. Tracks are required to have a minimum number of clusters in the TPC, $N_{\text{cls}}^{\text{TPC}}$, of at least 70 out of a maximum of 159, and in the ITS, $N_{\text{cls}}^{\text{ITS}}$, of at least two with one cluster located in any of the two innermost ITS layers. The number of TPC clusters used in the dE/dx calculation, $N_{\text{cls}}^{\text{TPC}}(dE/dx)$ is required to be larger than 50. Good quality of the track fit is also required, expressed by $\chi^2/N_{\text{cls}}^{\text{TPC}} < 4$ and a ratio of the number of TPC clusters attached to the track over the number of findable TPC clusters (accounting for track length, location, and momentum) larger than 80%. The contribution from secondary tracks is reduced by requiring a maximum Distance of Closest Approach (DCA) to the primary vertex in the transverse plane ($\text{DCA}_{xy} < 0.1 \text{ cm}$) and in the longitudinal direction ($\text{DCA}_z < 1 \text{ cm}$). These selection criteria ensure a high track-reconstruction efficiency, which is larger than 80%, and a resolution in the dE/dx measured in the TPC of about 6% in the centrality and p_T ranges used for this measurement.

The expected average dE/dx for (anti-) ^3He , $\langle dE/dx \rangle_{^3\text{He}}$, is given by the Bethe formula and the standard deviation of the distribution of $dE/dx - \langle dE/dx \rangle_{^3\text{He}}$, denoted $\sigma_{dE/dx}^{^3\text{He}}$, is the TPC dE/dx resolution measured for (anti-) ^3He . For the (anti-) ^3He identification, the dE/dx measured in the TPC is required to be within $3\sigma_{dE/dx}^{^3\text{He}}$ from the expected average for ^3He . The distributions of $(dE/dx - \langle dE/dx \rangle_{^3\text{He}})/\sigma_{dE/dx}^{^3\text{He}}$ for the transverse-momentum ranges $2 \leq p_T < 3 \text{ GeV}/c$ and $3 \leq p_T < 4 \text{ GeV}/c$ are shown in Fig. 1. The range used for the (anti-) ^3He selection is indicated by the vertical black-dotted lines. The contamination by (anti-) ^3H is estimated by fitting the measured $(dE/dx - \langle dE/dx \rangle_{^3\text{He}})/\sigma_{dE/dx}^{^3\text{He}}$ distribution in a given p_T range using two Gaussian functions, one for (anti-) ^3H and the other for (anti-) ^3He . The (anti-) ^3H contribution is subtracted from the distribution to extract the (anti-) ^3He signal in the range within $\pm 3\sigma_{dE/dx}^{^3\text{He}}$. The contamination from (anti-) ^3H is negligible for $p_T > 3 \text{ GeV}/c$ (see right panel of Fig. 1). The contamination from (anti-) ^4He is expected to be negligible over the full p_T range considering that its production rate measured in Pb–Pb collisions at $\sqrt{s_{\text{NN}}} = 2.76 \text{ TeV}$ is suppressed compared to that of (anti-) ^3He by a factor ~ 300 [32].

3.3 Secondary ^3He from spallation processes

The main background for this measurement is represented by secondary ^3He produced by spallation reactions in the interactions between primary particles and nuclei in the detector material or in the beam pipe. This background source is relevant only for ^3He , while this effect is negligible for anti- ^3He . Nuclear fragments emitted in spallation processes have almost uniform angular distributions with respect to the direction of the incoming particle, while primary ^3He tracks originate from the primary vertex.

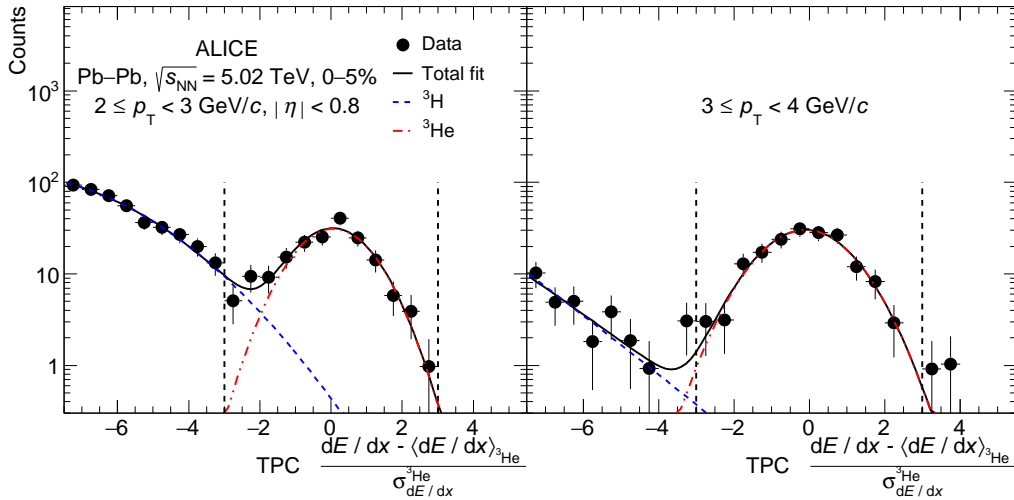


Figure 1: Distributions of $(dE/dx - \langle dE/dx \rangle_{^3\text{He}}) / \sigma_{dE/dx}^{^3\text{He}}$ measured in the TPC for the transverse-momentum ranges $2 \leq p_T < 3$ GeV/c (left) and $3 \leq p_T < 4$ GeV/c (right). The vertical bars represent the statistical uncertainties of the data. The blue dotted and the red dash-dotted lines indicate the ^3H and ^3He contributions while the black solid lines show the sum of both. The ranges used for the signal extraction are indicated by the vertical black-dotted lines.

The contribution of secondary ^3He produced by spallation can be investigated from the DCA_{xy} distribution, which has a peak around zero for primary ^3He and is almost flat for secondary ^3He . The DCA_{xy} distributions for ^3He candidates measured in the transverse-momentum ranges $2 \leq p_T < 3$ GeV/c and $3 \leq p_T < 4$ GeV/c are shown in Fig. 2. The sign of the DCA_{xy} is positive if the primary vertex is inside the track curvature and negative if it lies outside. These distributions are obtained by selecting tracks with $|\text{DCA}_z| < 1$ cm and applying a stricter requirement for the selection of ^3He candidates, given by $-2 \leq (dE/dx - \langle dE/dx \rangle_{^3\text{He}}) / \sigma_{dE/dx}^{^3\text{He}} < 3$. This asymmetric range is used to increase the purity of the ^3He sample by suppressing the ^3H contamination. The contribution from secondary ^3He produced by spallation is found to be relevant in this analysis only in the transverse-momentum range $2 \leq p_T < 3$ GeV/c.

For the measurement presented in this Letter, $^3\overline{\text{He}}$ are used for $2 \leq p_T < 3$ GeV/c, while the sum of ^3He and $^3\overline{\text{He}}$ is used for higher p_T where the contribution from secondary ^3He from spallation is negligible. This is possible because the elliptic flow of ^3He and $^3\overline{\text{He}}$ are consistent within the statistical uncertainties in the p_T range where these two measurements can be compared, i.e. $p_T > 3$ GeV/c, and in all centrality intervals. A vanishing difference between the elliptic flow of matter and antimatter nuclei at LHC energies is already observed for (anti-)protons [33, 34] and (anti-)deuterons [23]. This observation is consistent with the decreasing trend of the difference between the elliptic flow of protons and antiprotons, deuterons and antideuterons with increasing center-of-mass energy at RHIC going from $\sqrt{s_{\text{NN}}} = 7.7$ GeV to $\sqrt{s_{\text{NN}}} = 200$ GeV [35].

3.4 The event-plane method

The initial spatial anisotropy of the hot and dense matter created in non-central nucleus–nucleus collisions results in an azimuthal anisotropy of particle emission with respect to the symmetry plane. The azimuthal distribution of the emitted particles can be expressed as a Fourier series [36]

$$\frac{dN}{d\varphi} \propto 1 + 2 \sum_{n \geq 1} v_n \cos(n(\varphi - \Psi_n)), \quad (1)$$

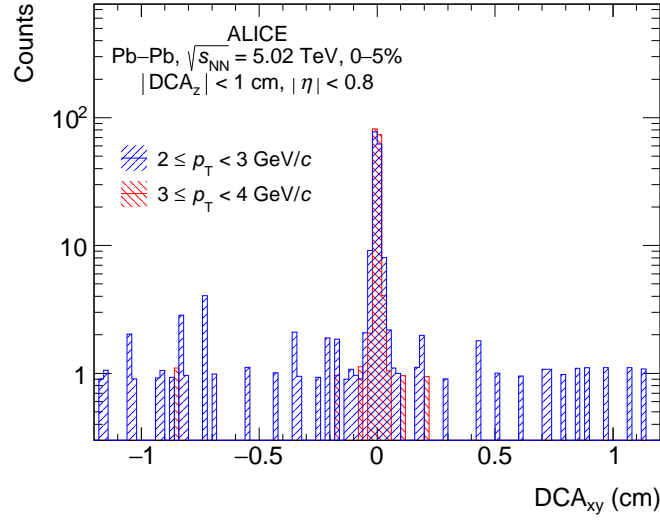


Figure 2: DCA_{xy} distributions of ^3He candidates, selected requiring $-2 < (dE/dx - \langle dE/dx \rangle_{^3\text{He}}) / \sigma_{dE/dx}^{^3\text{He}} < 3$, with $|DCA_z| < 1$ cm measured in the transverse-momentum intervals $2 \leq p_T < 3$ GeV/c (blue) and $3 \leq p_T < 4$ GeV/c (red).

where Ψ_n indicates the orientation of the n th symmetry plane, ϕ is the azimuthal angle of a particle, and the Fourier coefficients v_n are also referred to as the flow coefficients.

Experimentally, the true symmetry plane can only be reconstructed approximately because of the finite detector resolution. The measured symmetry plane is called ‘event plane’. The elliptic flow of (anti-) ^3He is measured using the Event-Plane (EP) method [37]. The v_2 of (anti-) ^3He in each p_T range is given by

$$v_2\{\text{EP}, |\Delta\eta| > 0.9\}(p_T) = \frac{\pi}{4R_{\Psi_2}} \frac{N_{\text{in-plane}}(p_T) - N_{\text{out-of-plane}}(p_T)}{N_{\text{in-plane}}(p_T) + N_{\text{out-of-plane}}(p_T)}, \quad (2)$$

where the $|\Delta\eta|$ represents the minimal pseudorapidity gap between the V0 detectors and the TPC, the R_{Ψ_2} is the event-plane resolution for the second harmonic, and $N_{\text{in-plane}}$ and $N_{\text{out-of-plane}}$ are the number of (anti-) ^3He candidates in-plane and out-of-plane, respectively. Particles are regarded as ‘in-plane’ if the azimuthal difference $|\Delta\phi| = |\phi - \Psi_2^{\text{EP}}| < 45^\circ$ or $|\Delta\phi| = |\phi - \Psi_2^{\text{EP}}| > 135^\circ$, and ‘out-of-plane’ otherwise, where Ψ_2^{EP} is the orientation of the event plane. The latter is reconstructed using the V0 detectors. The calibrated amplitude of the signal measured in each cell of the V0 arrays is used as a weight w_{cell} in the construction of the flow vector Q_2 [37]

$$Q_2 = \sum_{j=1}^{N_{\text{cell}}} w_{\text{cell}} \cdot \exp(i2\phi_{\text{cell}}) \quad (3)$$

where N_{cell} is the number of cells of the V0 detectors and ϕ_{cell} is the azimuthal angle of the geometric center of each cell. In order to account for a non-uniform detector response which can generate a bias in the Ψ_2^{EP} distribution, the components of the Q_2 -vector are adjusted using a re-centering procedure [38]. The orientation of the event plane angle is obtained using the real and imaginary parts of Q_2

$$\Psi_2^{\text{EP}} = \frac{1}{2} \arctan \left(\frac{\text{Im}(Q_2)}{\text{Re}(Q_2)} \right) \quad (4)$$

The event-plane resolution R_{Ψ_2} is calculated using the three sub-event correlation technique with charged particles [37]

$$R_{\Psi_2} = \sqrt{\frac{\langle \cos(2(\Psi_2^A - \Psi_2^B)) \rangle \cdot \langle \cos(2(\Psi_2^A - \Psi_2^C)) \rangle}{\langle \cos(2(\Psi_2^B - \Psi_2^C)) \rangle}}, \quad (5)$$

where A refers to the event plane measured using the V0 detectors, while B and C refer to those obtained in the positive ($\eta > 0$) and negative ($\eta < 0$) pseudorapidity regions of the TPC. For the latter two measurements, a set of reconstructed charged tracks with $0.2 \leq p_T < 20 \text{ GeV}/c$ and $|\eta| < 0.8$ is used. Minimal quality criteria are applied to these tracks, such as the requirement of having a number of TPC clusters larger than 70 and a $\chi^2/N_{\text{cls}}^{\text{TPC}} < 4$. The second harmonic event-plane resolution as a function of the collision centrality is shown in Fig. 3.

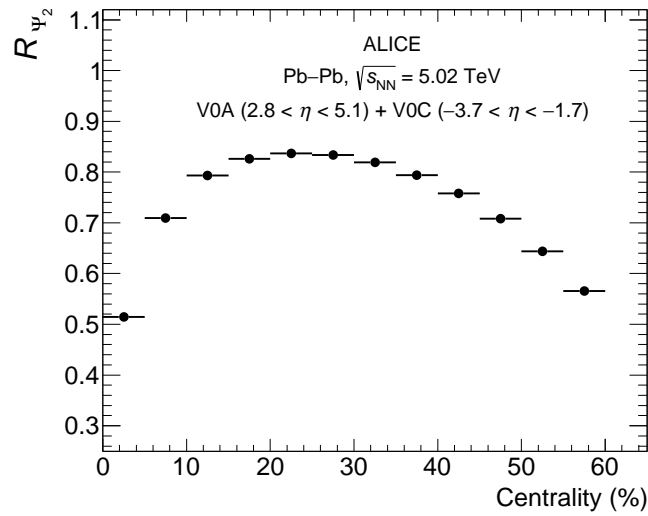


Figure 3: Event-plane resolution R_{Ψ_2} of the second harmonic as a function of the collision centrality.

Considering the centrality dependence of R_{Ψ_2} , the elliptic flow measurements are performed in centrality intervals of 5% width for the range 0–40%, and of 10% width for the range 40–60%. The latter two intervals are larger due to the limited number of (anti-) ^3He candidates. The resolutions for the centrality ranges 40–50% and 50–60% are given by the weighted averages of the resolutions calculated in centrality bins of 5% width, with the number of charged tracks in the corresponding centrality ranges as a weight. Finally, the elliptic flow measurements for the wider centrality classes used in this analysis are obtained as weighted averages of the measurements in the smaller centrality ranges

$$v_2(p_T) = \frac{\sum_i v_2^i(p_T) \cdot N_{(\text{anti-})^3\text{He}}^i(p_T)}{\sum_i N_{(\text{anti-})^3\text{He}}^i(p_T)}, \quad (6)$$

where $v_2^i(p_T)$ is the elliptic flow measured in a given p_T range and in the centrality interval i , and $N_{(\text{anti-})^3\text{He}}^i$ is the number of (anti-) ^3He candidates for the same centrality and p_T range.

4 Systematic uncertainties

The main sources of systematic uncertainties in this measurement are related to the event selection criteria, track reconstruction, particle identification, occupancy effects in the TPC, and the subtraction of

the feed-down contribution from weak decays of hypertritons. Except for the systematic uncertainty due to the event selection, all other contributions are estimated using Monte Carlo (MC) simulations based on the HIJING generator [39]. Simulated events are enriched by an injected sample of (anti-)(hyper-)nuclei generated with a flat p_T distribution in the transverse-momentum range $0 < p_T < 10$ GeV/ c and a flat rapidity distribution in the range $-1 < y < 1$. The interactions of the generated particles with the experimental apparatus are modeled by GEANT 3 [40]. The input transverse-momentum distribution of injected (anti-) ^3He is corrected using centrality and p_T -dependent weights to reproduce its measured shape, which is described by the Blast-Wave function. The parameters are taken from the (anti-) ^3He measurement in Pb–Pb collisions at $\sqrt{s_{\text{NN}}} = 2.76$ TeV [41] assuming the same spectral shape in Pb–Pb collisions at $\sqrt{s_{\text{NN}}} = 5.02$ TeV. The systematic uncertainties estimated using the MC simulations are found to be independent on the input parametrization of the (anti-) ^3He spectrum. A good matching between the distributions of variables used for track selection and particle identification is found between data and MC simulations. This guarantees the reliability of the detector response description and of the systematic uncertainties obtained based on MC simulations.

4.1 Systematic uncertainties due to the event selection criteria

The effect of different event selection criteria is studied by comparing the v_2 measurements obtained by varying the selection range of the z -coordinate of the primary vertex, using different centrality estimators, selecting events corresponding to opposite magnetic field orientations, using different pile-up rejection criteria, and selecting events with different interaction rates. The limited number of (anti-) ^3He candidates prevents the estimation of this source of systematic uncertainties from data since the v_2 measurements obtained using these different selection criteria are consistent within their statistical uncertainties, i.e. the systematic uncertainties are comparable to or smaller than the statistical ones. The systematic uncertainty related to event selection criteria is assumed to be identical to that of the proton v_2 measured in Pb–Pb collisions at $\sqrt{s_{\text{NN}}} = 5.02$ TeV and it is taken from Ref. [34]. The total systematic uncertainty due to the event selection is 2.7% and is obtained by adding all contributions in quadrature.

4.2 Systematic uncertainties due to tracking and particle identification

The systematic uncertainties due to track reconstruction and particle identification are estimated using MC simulations. This is done to benefit from the larger number of (anti-) ^3He in the simulation as compared to data to reduce the interference between statistical fluctuations and systematic uncertainties. The same azimuthal asymmetry as measured in data in each centrality and p_T range is artificially created for the injected (anti-) ^3He with respect to a randomly oriented event plane by rejecting a fraction of the out-of-plane (anti-) ^3He . This is done because the injected (anti-) ^3He are produced with $v_2 = 0$ by the MC generator. The v_2 of the embedded (anti-) ^3He is then measured using the reconstructed tracks in the simulation. Different track selection criteria and signal extraction ranges are used to measure the v_2 , in which the analysis parameters are selected randomly inside a range around the default value using a uniform probability distribution. The different selection criteria are varied simultaneously in order to include the effects of their possible correlations. In each centrality class and for each transverse-momentum range, the measurements obtained using different selection criteria follow a Gaussian distribution whose standard deviation is very similar to the statistical uncertainty, indicating a residual correlation between systematic variations and statistical fluctuations. Assuming that the spread of the different measurements is only due to statistical fluctuations, the mean of the Gaussian distribution is considered as the best estimate of the reconstructed v_2 . The difference between the injected v_2 in the simulation and the mean of the Gaussian spread of the measurements is taken as the systematic uncertainty due to tracking and PID. This uncertainty ranges between 1% and 4%, depending on p_T and centrality. An additional component to the tracking uncertainty originates from the difference between the v_2 measured using the positive and negative pseudorapidity regions of the TPC. This contribution cannot be estimated from data due to the limited number of (anti-) ^3He and is assumed to be identical to that of the proton v_2 measurement,

which is 2% [34]. The latter is added in quadrature to the systematic uncertainties related to tracking and particle identification.

4.3 Systematic uncertainty due to occupancy effects in the TPC

Different reconstruction efficiencies for in-plane and out-of-plane particles, due to occupancy effects in the TPC, can create a bias in the v_2 measurement. This effect is studied using MC simulations by comparing the reconstruction efficiency for different charged-particle multiplicities. The same track selection criteria used in data are applied to the reconstructed tracks in the simulation for the efficiency calculation. The maximum deviation between the reconstruction efficiencies for different multiplicities is 0.5%, corresponding to a ratio between in-plane and out-of-plane efficiencies of $r = 0.995 \pm 0.001$. The difference between the v_2 measured assuming $r = 1$ and $r = 0.995$ corresponds to the maximum variation range of v_2 . The systematic uncertainty from occupancy is then given by this maximum difference divided by $\sqrt{12}$, assuming a uniform distribution. This uncertainty decreases with increasing p_T and yields at maximum 2% for the centrality range 0–20% and 0.5% for the centrality ranges 20–40% and 40–60%.

4.4 Systematic uncertainty due to the feed-down subtraction

The feed-down systematic uncertainty is due to the unknown v_2 of (anti-) ^3He from the weak decay of the (anti-) $^3_\Lambda\text{H}$. The fraction of secondary (anti-) ^3He from the (anti-) $^3_\Lambda\text{H}$ decays in the reconstructed track sample is calculated using MC simulations. This fraction is about 6% for the centrality range 0–20% and $\sim 5\%$ for the centrality ranges 20–40% and 40–60%, slightly increasing with p_T . The relative abundances of (anti-) $^3_\Lambda\text{H}$ and (anti-) ^3He in the simulation are adjusted to the measured values in Pb–Pb collisions at $\sqrt{s_{\text{NN}}} = 2.76$ TeV [42], assuming that the yield ratio between (anti-) $^3_\Lambda\text{H}$ and (anti-) ^3He does not differ significantly from that in Pb–Pb collisions at $\sqrt{s_{\text{NN}}} = 5.02$ TeV, which is not published yet. The v_2 of (anti-) ^3He from the (anti-) $^3_\Lambda\text{H}$ decay is assumed to be within the range of $\pm 50\%$ with respect to the v_2 of the inclusive (anti-) ^3He . This variation is selected to provide a conservative estimate of the feed-down uncertainty. For each of these extremes, the feed-down contribution is subtracted. The systematic uncertainty due to the feed-down subtraction is given by the difference between these two limits divided by $\sqrt{12}$. This uncertainty is $\sim 2\%$ in all centrality ranges, almost independent of p_T .

The different contributions to the systematic uncertainties of this measurement are summarized in Table 1.

Table 1: Summary of systematic uncertainties. The ranges represent the minimum and maximum uncertainties in the case where the systematic uncertainties depend on p_T and centrality.

Source of systematic uncertainty	value (%)
Primary vertex selection	1
Centrality estimator	1.5
Magnetic field orientation	1
Pile-up rejection	1
Interaction rate	1.5
Tracking and particle identification	2 – 4.5
Occupancy in the TPC	0.5 – 2
Feed-down	2
Total	4 – 6

5 Results

5.1 Experimental results

The elliptic flow of (anti-) ^3He measured in Pb–Pb collisions at $\sqrt{s_{\text{NN}}} = 5.02$ TeV for the centrality classes 0–20%, 20–40% and 40–60% is shown in Fig. 4 as a function of p_{T} . The measurement in the transverse-momentum range $2 < p_{\text{T}} < 3$ GeV/ c is done using only ^3He . An increasing elliptic flow is observed going from central to semi-central collisions, as expected. This is due to the increasing azimuthal asymmetry of the overlap region of the colliding nuclei at the initial collision stage, which results in a larger azimuthal asymmetry of the momenta of the final-state particles. In each centrality class, the elliptic flow increases with p_{T} in the measured p_{T} range.

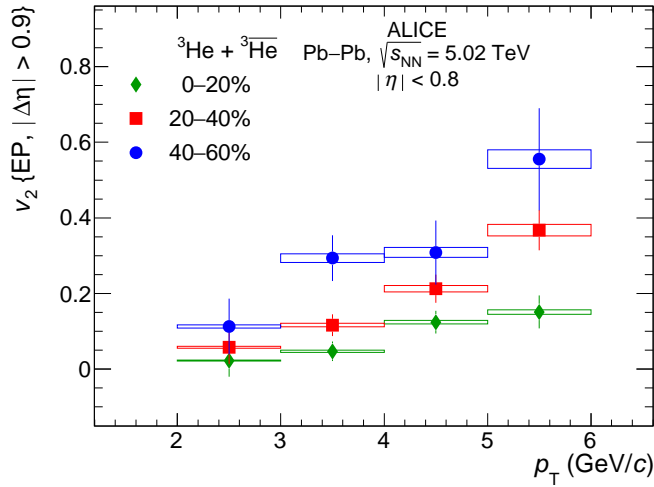


Figure 4: Elliptic flow (v_2) of (anti-) ^3He measured in Pb–Pb collisions at $\sqrt{s_{\text{NN}}} = 5.02$ TeV for the centrality classes 0–20%, 20–40%, and 40–60%. The statistical uncertainties are shown as vertical bars, systematic uncertainties as boxes.

The (anti-) ^3He elliptic flow is compared to that of pions, kaons, and protons measured using the scalar-product method at the same center-of-mass energy [34] in Fig. 5. Given the good event-plane resolution shown in Fig. 3 and the large statistical uncertainties of the (anti-) ^3He v_2 measurements, the difference between the scalar-product and event-plane method to calculate the (anti-) ^3He elliptic flow is negligible. The v_2 of pions, kaons, and protons is measured in smaller centrality ranges compared to those used in this analysis. The corresponding v_2 for the centrality classes 0–20%, 20–40%, and 40–60% are obtained as weighted averages of the v_2 measured in smaller centrality classes using the p_{T} spectra taken from [43] as weights. A clear mass ordering is observed for $p_{\text{T}} < 3$ GeV/ c , consistent with the expectations from relativistic hydrodynamics [44]. The v_2 of (anti-) ^3He shows a slower rise with p_{T} compared to that of pions, kaons, and protons due to its larger mass.

The comparisons between the measurements of v_2/n_q of (anti-) ^3He , pions, kaons, and protons are shown in Fig. 6 as a function of p_{T}/n_q (upper panels), and transverse kinetic energy per constituent quark $E_{\text{T}}^{\text{kin}}/n_q$ (lower panels). The transverse kinetic energy is defined as $E_{\text{T}}^{\text{kin}} = \sqrt{m^2 + p_{\text{T}}^2} - m$, where m is the mass of the particle. The violation of n_q scaling for the measured range of $p_{\text{T}}/n_q \lesssim 0.7$ GeV/ c , already established for the elliptic flow measurements of identified hadrons at the LHC [23, 34, 45], is observed also for (anti-) ^3He . The n_q scaling at larger p_{T}/n_q cannot be tested with the limited data sample used for this analysis.

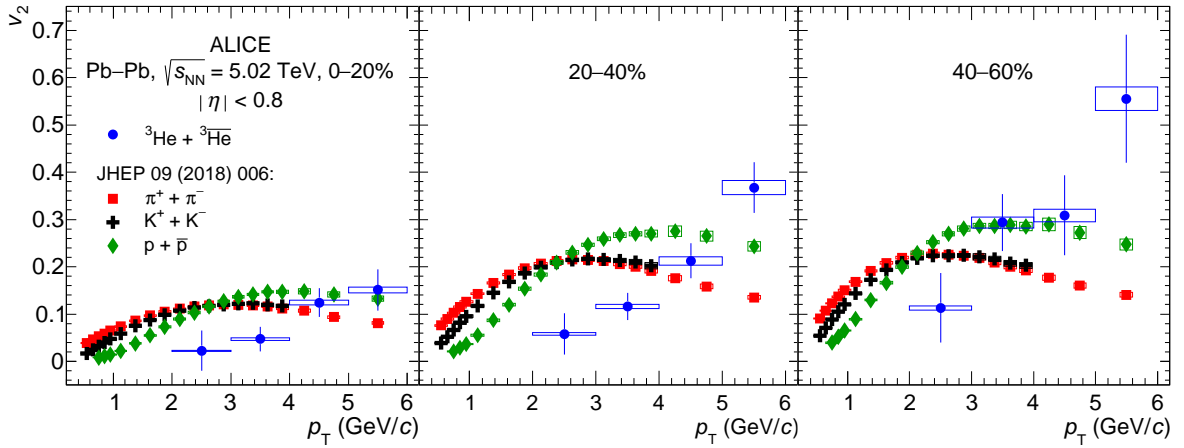


Figure 5: Comparison between the elliptic flow of (anti-) ^3He measured using the event-plane method and that of pions, kaons, and protons measured using the scalar-product method in Pb–Pb collisions at $\sqrt{s_{\text{NN}}} = 5.02$ TeV for the centrality classes 0–20% (left), 20–40% (middle) and 40–60% (right). See text for details. Vertical bars and boxes represent the statistical and systematic uncertainties, respectively.

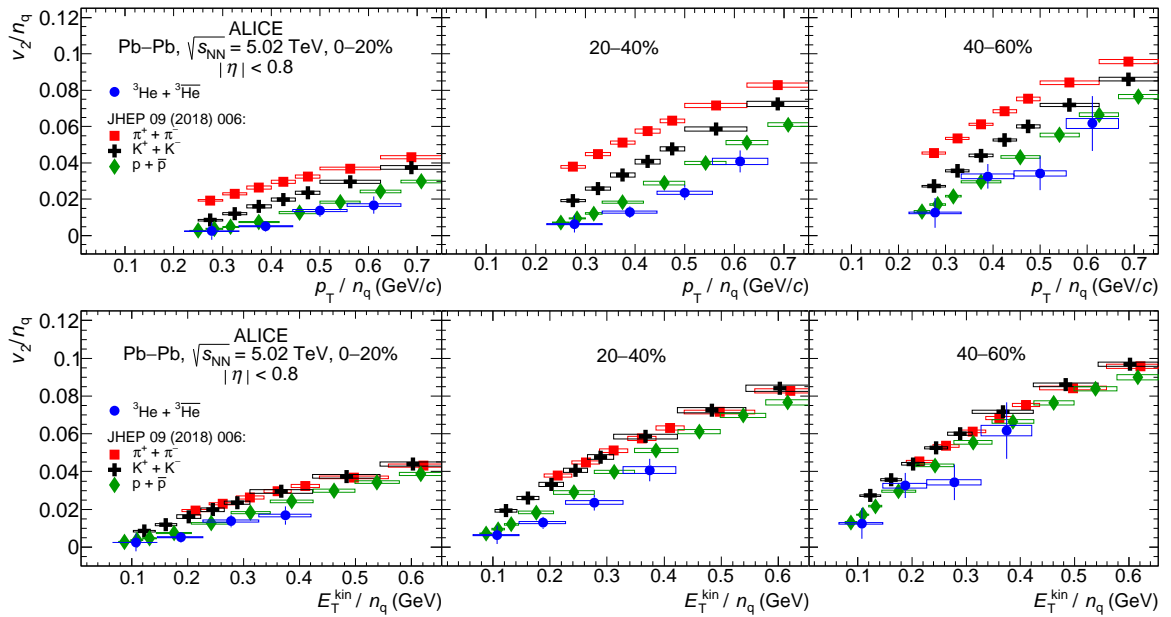


Figure 6: Comparison between the elliptic flow of pions, kaons, protons, and (anti-) ^3He divided by the number of constituent quarks (n_q) as a function of p_T/n_q (upper panels) and transverse kinetic energy per constituent quark E_T^{kin}/n_q (lower panels) for the centrality classes 0–20% (left), 20–40% (middle) and 40–60% (right). See text for details. Vertical bars and boxes represent the statistical and systematic uncertainties, respectively.

5.2 Model comparisons

The (anti-) ^3He v_2 measurements are compared with the expectations from the Blast-Wave model and a simple coalescence approach using the same procedure followed in [23].

The Blast-Wave predictions are obtained from a simultaneous fit of the v_2 and the p_T spectra of pions, kaons, and protons measured in Pb–Pb collisions at $\sqrt{s_{\text{NN}}} = 5.02$ TeV [34, 43] in the transverse-

momentum ranges $0.5 \leq p_T^\pi < 1 \text{ GeV}/c$, $0.7 \leq p_T^K < 2 \text{ GeV}/c$, and $0.7 \leq p_T^p < 2.5 \text{ GeV}/c$, respectively, and in the same centrality classes. The four parameters of the Blast-Wave fits represent the kinetic freeze-out temperature (T_{kin}), the mean transverse expansion rapidity (ρ_0), the amplitude of its azimuthal variation (ρ_a), and the variation in the azimuthal density of the source (s_2), as described in [21]. The values of the Blast-Wave parameters extracted from the fits are reported in Table 2 for each centrality interval. The elliptic flow of (anti-) ^3He is calculated using the parameters obtained from the simultaneous fit and the ^3He mass, i.e., assuming the same kinetic freeze-out conditions.

Table 2: Blast-Wave parameters extracted from the simultaneous fits of the p_T spectra and v_2 of pions, kaons, and protons. See text for details.

Fit parameters	Centrality classes		
	0–20%	20–40%	40–60%
T_{kin} (MeV)	106 ± 1	110 ± 1	117 ± 1
$\rho_0 \times 10^{-1}$	8.78 ± 0.01	8.92 ± 0.02	7.48 ± 0.01
$\rho_a \times 10^{-2}$	1.37 ± 0.01	2.98 ± 0.01	3.16 ± 0.01
$s_2 \times 10^{-2}$	4.06 ± 0.01	9.02 ± 0.01	1.29 ± 0.01

The simple coalescence approach used in this context is based on the assumption that the invariant yield of (anti-) ^3He with transverse momentum p_T is proportional to the product of the invariant yields of its constituent nucleons with transverse momentum $p_T/3$ and on isospin symmetry, for which the proton and neutron v_2 are identical. Considering only elliptical anisotropies of the constituent nucleons, i.e. neglecting higher order harmonics, the coalescence predictions are obtained from the elliptic flow of protons $v_{2,p}$ measured in Pb–Pb collisions at $\sqrt{s_{\text{NN}}} = 5.02 \text{ TeV}$ [34] using the scaling law [46]

$$v_{2,^3\text{He}}(p_T) = \frac{3v_{2,p}(p_T/3) + 3v_{2,p}^3(p_T/3)}{1 + 6v_{2,p}^2(p_T/3)}. \quad (7)$$

Figure 7 shows the comparison of the (anti-) ^3He v_2 measurements with the predictions of the Blast-Wave model and the simple coalescence approach. The differences between the data and the model for each centrality interval are shown in the lower panels. These are calculated using the weighted averages of the models in the same p_T intervals of the measurement. For the Blast-Wave model, the p_T spectrum of (anti-) ^3He measured in Pb–Pb collisions at $\sqrt{s_{\text{NN}}} = 2.76 \text{ TeV}$ [41] is used as a weight. This is justified considering that the (anti-) ^3He p_T spectrum in Pb–Pb collisions at $\sqrt{s_{\text{NN}}} = 5.02 \text{ TeV}$ is expected to be similar to that at $\sqrt{s_{\text{NN}}} = 2.76 \text{ TeV}$, as observed for lighter hadrons [43]. The proton spectrum measured in Pb–Pb collisions at $\sqrt{s_{\text{NN}}} = 5.02 \text{ TeV}$ [43], with p_T scaled by $A = 3$, is used as a weight for the coalescence model. The data are located between the two model predictions in all centrality intervals except for more peripheral collisions, where the coalescence expectations are closer to the data.

The Blast-Wave model was found to be consistent with the (anti-)deuteron elliptic flow measured in Pb–Pb collisions at $\sqrt{s_{\text{NN}}} = 2.76 \text{ TeV}$ in the centrality intervals 0–10%, 10–20% and 20–40%, although the (anti-)deuteron p_T distributions were slightly underestimated for $p_T < 2 \text{ GeV}/c$ in the same centrality intervals [23]. Similarly to the results presented in this paper for (anti-) ^3He , the predictions from the simple coalescence model overestimated the (anti-)deuteron v_2 in all centrality intervals. In general, the measurements of (anti-)deuteron and (anti-) ^3He elliptic flow at the LHC consistently indicate that the simple coalescence and Blast-Wave models represent the upper and lower edges of a region where the data are typically located. The (anti-)deuteron elliptic flow measured in Pb–Pb collisions at $\sqrt{s_{\text{NN}}} = 2.76 \text{ TeV}$ is simply closer to the lower side of this region.

The Blast-Wave model is a simplified parametrization of the system expansion which is typically used to describe the hadron p_T spectra and v_2 with parameters tuned to data. However, this simple model

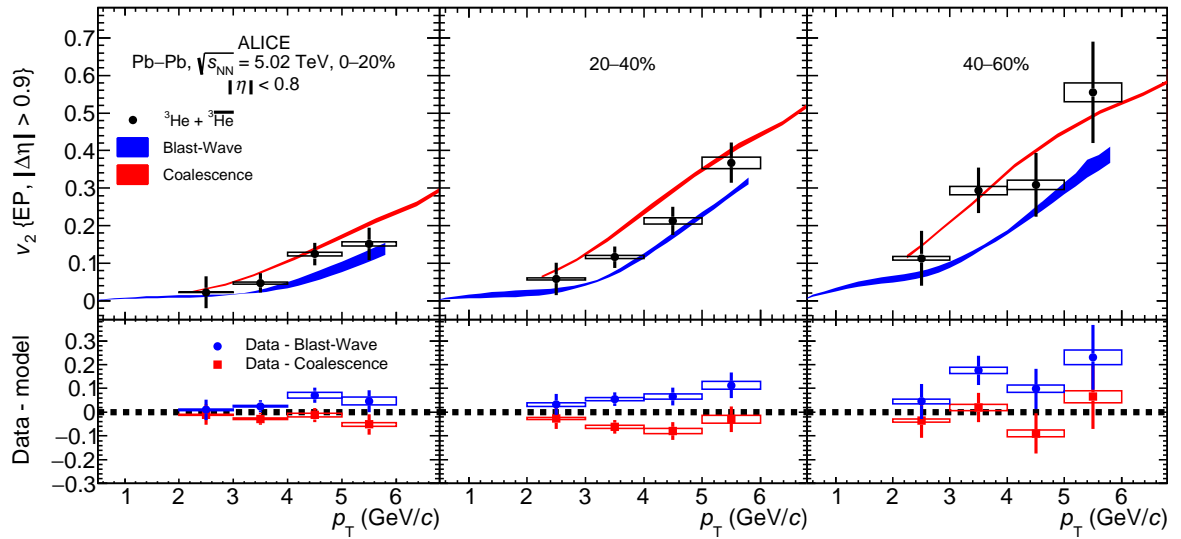


Figure 7: Elliptic flow of (anti-) ^3He in comparison with the predictions from the Blast-Wave model and a simple coalescence approach for the centrality classes 0–20% (left), 20–40% (middle), and 40–60% (right). The lower panels show the differences between data and models for each centrality range. The statistical uncertainties of the data and the model are added in quadrature. Vertical bars and boxes represent the statistical and systematic uncertainties, respectively.

cannot describe the full collective properties and dynamics of the system. For this, an approach based on relativistic viscous hydrodynamics coupled to an hadronic afterburner is needed. The comparison of the measurement presented in this paper with an actual hydrodynamical simulation is unfortunately not possible because there are no predictions for (anti-) ^3He available.

The predictions from a more sophisticated coalescence model [13] are compared to the data in the centrality ranges 0–20% and 20–40% in Fig. 8. The lower panel shows the differences between the data and the model for these two centrality intervals calculated taking the weighted average of the model in each p_T range, similarly to what is done for the Blast-Wave and the simple coalescence predictions in Fig. 7. In this model, the coalescence probability is given by the superposition of the wave functions of the coalescing particles, and the Wigner function of the nucleus. The coalescence happens in a flowing medium, i.e., in the rest frame of the fluid cells. This introduces space-momentum correlations absent in the naive coalescence approach. The phase-space distributions of protons and neutrons are generated from the iEBE-VISHNU hybrid model with AMPT initial conditions [13]. Although this model underestimates the yield of (anti-) ^3He measured in Pb–Pb collisions at $\sqrt{s_{\text{NN}}} = 2.76$ TeV in the transverse-momentum range of $2 < p_T < 7$ GeV/c by almost a factor of two [13], it is able to reproduce quantitatively the elliptic flow measurements in the centrality classes 0–20% and 20–40% presented here. Moreover, this model provides a good description of the p_T spectra and p_T -differential elliptic flow of protons and deuterons for different centrality intervals in Au–Au collisions at $\sqrt{s_{\text{NN}}} = 200$ GeV and in Pb–Pb collisions at $\sqrt{s_{\text{NN}}} = 2.76$ TeV [13].

6 Summary

The first measurement of the (anti-) ^3He elliptic flow in Pb–Pb collisions at $\sqrt{s_{\text{NN}}} = 5.02$ TeV is presented. An increasing trend of v_2 with p_T and one going from central to semi-central Pb–Pb collisions is observed. This measurement is compared to that of pions, kaons, and protons at the same center-of-mass energy. A clear mass ordering at low p_T is observed, as expected from relativistic hydrodynamics. The scaling behavior of v_2 with the number of constituent quarks is violated for the measured range of

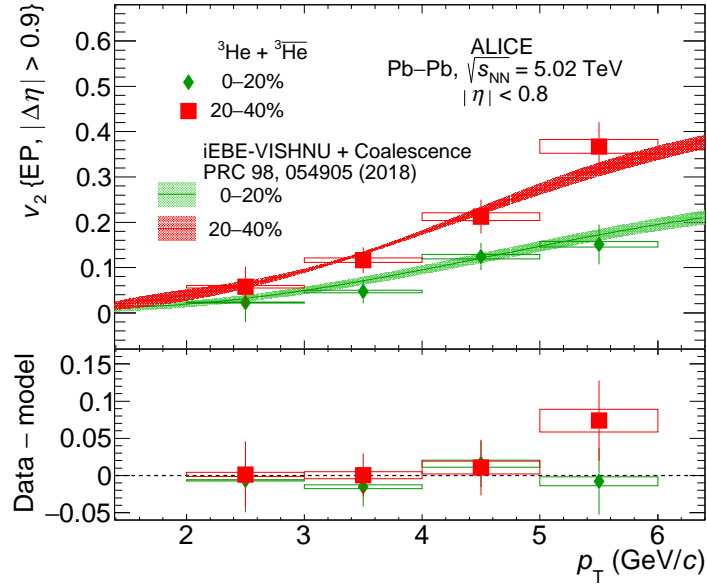


Figure 8: Elliptic flow of (anti-) ^3He measured in the centrality classes 0–20% and 20–40% in comparison with the predictions from a coalescence model based on phase-space distributions of protons and neutrons generated from the iEBE-VISHNU hybrid model with AMPT initial conditions [13]. The model predictions are shown as lines and the bands represent their statistical uncertainties. The differences between data and model are shown in the lower panel for both centrality classes. The statistical uncertainties of the data and the model are added in quadrature. Vertical bars and boxes represent the statistical and systematic uncertainties, respectively.

$p_T/n_q \lesssim 0.7 \text{ GeV}/c$ also for (anti-) ^3He , as observed for the v_2 of lighter particles measured at the LHC.

The (anti-) ^3He elliptic flow measured in all centrality intervals lies between the predictions from the Blast-Wave model and a simple coalescence approach. This picture is consistent with that of the (anti-)deuteron v_2 measured in Pb–Pb collisions at $\sqrt{s_{NN}} = 2.76 \text{ TeV}$, which was also overestimated by the simple coalescence model, although it was closer to the Blast-Wave predictions. The results on the (anti-)deuteron and (anti-) ^3He elliptic flow measured at the LHC indicate that these two simple models represent upper and lower edges of a region where the elliptic flow of light (anti-)nuclei are typically located.

A more sophisticated coalescence approach based on phase-space distributions of protons and neutrons generated by the iEBE-VISHNU hybrid model with AMPT initial conditions provides a good description of the data in the transverse-momentum interval $2 \leq p_T < 6 \text{ GeV}/c$ for the centrality ranges 0–20% and 20–40%. The same model also provides a good description of the (anti-)deuteron v_2 measured in Pb–Pb collisions at $\sqrt{s_{NN}} = 2.76 \text{ TeV}$. This model, however, fails in the description of the p_T -dependent yield of (anti-) ^3He measured in Pb–Pb collisions at $\sqrt{s_{NN}} = 2.76 \text{ TeV}$.

Acknowledgements

The ALICE Collaboration would like to thank all its engineers and technicians for their invaluable contributions to the construction of the experiment and the CERN accelerator teams for the outstanding performance of the LHC complex. The ALICE Collaboration gratefully acknowledges the resources and support provided by all Grid centres and the Worldwide LHC Computing Grid (WLCG) collaboration. The ALICE Collaboration acknowledges the following funding agencies for their support in building and running the ALICE detector: A. I. Alikhanyan National Science Laboratory (Yerevan Physics Institute) Foundation (ANSL), State Committee of Science and World Federation of Scientists (WFS),

Armenia; Austrian Academy of Sciences, Austrian Science Fund (FWF): [M 2467-N36] and Nationalstiftung für Forschung, Technologie und Entwicklung, Austria; Ministry of Communications and High Technologies, National Nuclear Research Center, Azerbaijan; Conselho Nacional de Desenvolvimento Científico e Tecnológico (CNPq), Financiadora de Estudos e Projetos (Finep), Fundação de Amparo à Pesquisa do Estado de São Paulo (FAPESP) and Universidade Federal do Rio Grande do Sul (UFRGS), Brazil; Ministry of Education of China (MOEC), Ministry of Science & Technology of China (MSTC) and National Natural Science Foundation of China (NSFC), China; Ministry of Science and Education and Croatian Science Foundation, Croatia; Centro de Aplicaciones Tecnológicas y Desarrollo Nuclear (CEADEN), Cubaenergía, Cuba; Ministry of Education, Youth and Sports of the Czech Republic, Czech Republic; The Danish Council for Independent Research | Natural Sciences, the VILLUM FONDEN and Danish National Research Foundation (DNRF), Denmark; Helsinki Institute of Physics (HIP), Finland; Commissariat à l’Energie Atomique (CEA), Institut National de Physique Nucléaire et de Physique des Particules (IN2P3) and Centre National de la Recherche Scientifique (CNRS) and Région des Pays de la Loire, France; Bundesministerium für Bildung und Forschung (BMBF) and GSI Helmholtzzentrum für Schwerionenforschung GmbH, Germany; General Secretariat for Research and Technology, Ministry of Education, Research and Religions, Greece; National Research, Development and Innovation Office, Hungary; Department of Atomic Energy Government of India (DAE), Department of Science and Technology, Government of India (DST), University Grants Commission, Government of India (UGC) and Council of Scientific and Industrial Research (CSIR), India; Indonesian Institute of Science, Indonesia; Centro Fermi - Museo Storico della Fisica e Centro Studi e Ricerche Enrico Fermi and Istituto Nazionale di Fisica Nucleare (INFN), Italy; Institute for Innovative Science and Technology, Nagasaki Institute of Applied Science (IIST), Japanese Ministry of Education, Culture, Sports, Science and Technology (MEXT) and Japan Society for the Promotion of Science (JSPS) KAKENHI, Japan; Consejo Nacional de Ciencia (CONACYT) y Tecnología, through Fondo de Cooperación Internacional en Ciencia y Tecnología (FONCICYT) and Dirección General de Asuntos del Personal Académico (DGAPA), Mexico; Nederlandse Organisatie voor Wetenschappelijk Onderzoek (NWO), Netherlands; The Research Council of Norway, Norway; Commission on Science and Technology for Sustainable Development in the South (COMSATS), Pakistan; Pontificia Universidad Católica del Perú, Peru; Ministry of Science and Higher Education and National Science Centre, Poland; Korea Institute of Science and Technology Information and National Research Foundation of Korea (NRF), Republic of Korea; Ministry of Education and Scientific Research, Institute of Atomic Physics and Ministry of Research and Innovation and Institute of Atomic Physics, Romania; Joint Institute for Nuclear Research (JINR), Ministry of Education and Science of the Russian Federation, National Research Centre Kurchatov Institute, Russian Science Foundation and Russian Foundation for Basic Research, Russia; Ministry of Education, Science, Research and Sport of the Slovak Republic, Slovakia; National Research Foundation of South Africa, South Africa; Swedish Research Council (VR) and Knut & Alice Wallenberg Foundation (KAW), Sweden; European Organization for Nuclear Research, Switzerland; Suranaree University of Technology (SUT), National Science and Technology Development Agency (NSDTA) and Office of the Higher Education Commission under NRU project of Thailand, Thailand; Turkish Atomic Energy Agency (TAEK), Turkey; National Academy of Sciences of Ukraine, Ukraine; Science and Technology Facilities Council (STFC), United Kingdom; National Science Foundation of the United States of America (NSF) and United States Department of Energy, Office of Nuclear Physics (DOE NP), United States of America.

References

- [1] Y. Aoki, S. Borsanyi, S. Durr, Z. Fodor, S. D. Katz, S. Krieg, and K. K. Szabo, “The QCD transition temperature: results with physical masses in the continuum limit II.,” *JHEP* **06** (2009) 088, arXiv:0903.4155 [hep-lat].
- [2] **HotQCD** Collaboration, T. Bhattacharya *et al.*, “QCD Phase Transition with Chiral Quarks and Physical Quark Masses,” *Phys. Rev. Lett.* **113** (2014) 082001, arXiv:1402.5175 [hep-lat].

- [3] **HotQCD** Collaboration, A. Bazavov *et al.*, “Equation of state in (2+1)-flavor QCD,” *Phys. Rev.* **D90** (2014) 094503, arXiv:1407.6387 [hep-lat].
- [4] J. Cleymans, S. Kabana, I. Kraus, H. Oeschler, K. Redlich, and N. Sharma, “Antimatter production in proton-proton and heavy-ion collisions at ultrarelativistic energies,” *Phys. Rev.* **C84** (2011) 054916, arXiv:1105.3719 [hep-ph].
- [5] A. Andronic, P. Braun-Munzinger, J. Stachel, and H. Stöcker, “Production of light nuclei, hypernuclei and their antiparticles in relativistic nuclear collisions,” *Phys. Lett.* **B697** (2011) 203–207, arXiv:1010.2995 [nucl-th].
- [6] F. Becattini, E. Grossi, M. Bleicher, J. Steinheimer, and R. Stock, “Centrality dependence of hadronization and chemical freeze-out conditions in heavy ion collisions at $\sqrt{s_{NN}} = 2.76$ TeV,” *Phys. Rev.* **C90** (2014) 054907, arXiv:1405.0710 [nucl-th].
- [7] V. Vovchenko and H. Stöcker, “Examination of the sensitivity of the thermal fits to heavy-ion hadron yield data to the modeling of the eigenvolume interactions,” *Phys. Rev.* **C95** (2017) 044904, arXiv:1606.06218 [hep-ph].
- [8] A. Andronic, P. Braun-Munzinger, K. Redlich, and J. Stachel, “Decoding the phase structure of QCD via particle production at high energy,” *Nature* **561** (2018) 321–330, arXiv:1710.09425 [nucl-th].
- [9] N. Sharma, J. Cleymans, B. Hippolyte, and M. Paradza, “A Comparison of p-p, p-Pb, Pb-Pb Collisions in the Thermal Model: Multiplicity Dependence of Thermal Parameters,” *Phys. Rev.* **C99** (2019) 044914, arXiv:1811.00399 [hep-ph].
- [10] S. T. Butler and C. A. Pearson, “Deuterons from High-Energy Proton Bombardment of Matter,” *Phys. Rev.* **129** (1963) 836–842.
- [11] J. I. Kapusta, “Mechanisms for deuteron production in relativistic nuclear collisions,” *Phys. Rev.* **C21** (1980) 1301–1310.
<https://link.aps.org/doi/10.1103/PhysRevC.21.1301>.
- [12] R. Scheibl and U. W. Heinz, “Coalescence and flow in ultrarelativistic heavy ion collisions,” *Phys. Rev.* **C59** (1999) 1585–1602, arXiv:nucl-th/9809092 [nucl-th].
- [13] W. Zhao, L. Zhu, H. Zheng, C. M. Ko, and H. Song, “Spectra and flow of light nuclei in relativistic heavy ion collisions at energies available at the BNL Relativistic Heavy Ion Collider and at the CERN Large Hadron Collider,” *Phys. Rev.* **C98** (2018) 054905, arXiv:1807.02813 [nucl-th].
- [14] Z.-W. Lin, C. M. Ko, B.-A. Li, B. Zhang, and S. Pal, “A Multi-phase transport model for relativistic heavy ion collisions,” *Phys. Rev.* **C72** (2005) 064901, arXiv:nucl-th/0411110 [nucl-th].
- [15] K.-J. Sun, C. M. Ko, and B. Dönigus, “Suppression of light nuclei production in collisions of small systems at the Large Hadron Collider,” *Phys. Lett.* **B792** (2019) 132–137, arXiv:1812.05175 [nucl-th].
- [16] **ALICE** Collaboration, S. Acharya *et al.*, “Multiplicity dependence of light (anti-)nuclei production in p-Pb collisions at $\sqrt{s_{NN}} = 5.02$ TeV,” arXiv:1906.03136 [nucl-ex].
- [17] J.-Y. Ollitrault, “Anisotropy as a signature of transverse collective flow,” *Phys. Rev.* **D46** (1992) 229–245.

- [18] **PHENIX** Collaboration, S. Afanasiev *et al.*, “Elliptic flow for phi mesons and (anti)deuterons in Au + Au collisions at $\sqrt{s_{\text{NN}}} = 200$ GeV,” *Phys. Rev. Lett.* **99** (2007) 052301, arXiv:nucl-ex/0703024 [NUCL-EX].
- [19] **STAR** Collaboration, L. Adamczyk *et al.*, “Measurement of elliptic flow of light nuclei at $\sqrt{s_{\text{NN}}} = 200, 62.4, 39, 27, 19.6, 11.5,$ and 7.7 GeV at the BNL Relativistic Heavy Ion Collider,” *Phys. Rev.* **C94** (2016) 034908, arXiv:1601.07052 [nucl-ex].
- [20] E. Schnedermann, J. Sollfrank, and U. W. Heinz, “Thermal phenomenology of hadrons from 200-A/GeV S+S collisions,” *Phys. Rev.* **C48** (1993) 2462–2475, arXiv:nucl-th/9307020 [nucl-th].
- [21] **STAR** Collaboration, C. Adler *et al.*, “Identified particle elliptic flow in Au + Au collisions at $\sqrt{s_{\text{NN}}} = 130$ GeV,” *Phys. Rev. Lett.* **87** (2001) 182301, arXiv:nucl-ex/0107003 [nucl-ex].
- [22] P. J. Siemens and J. O. Rasmussen, “Evidence for a blast wave from compressed nuclear matter,” *Phys. Rev. Lett.* **42** (1979) 880–883. <https://link.aps.org/doi/10.1103/PhysRevLett.42.880>.
- [23] **ALICE** Collaboration, S. Acharya *et al.*, “Measurement of deuteron spectra and elliptic flow in Pb-Pb collisions at $\sqrt{s_{\text{NN}}} = 2.76$ TeV at the LHC,” *Eur. Phys. J.* **C77** (2017) 658, arXiv:1707.07304 [nucl-ex].
- [24] D. Molnar and S. A. Voloshin, “Elliptic flow at large transverse momenta from quark coalescence,” *Phys. Rev. Lett.* **91** (2003) 092301, arXiv:nucl-th/0302014 [nucl-th].
- [25] **ALICE** Collaboration, K. Aamodt *et al.*, “The ALICE experiment at the CERN LHC,” *JINST* **3** (2008) S08002.
- [26] **ALICE** Collaboration, B. Abelev *et al.*, “Performance of the ALICE Experiment at the CERN LHC,” *Int. J. Mod. Phys.* **A29** (2014) 1430044, arXiv:1402.4476 [nucl-ex].
- [27] J. Alme *et al.*, “The ALICE TPC, a large 3-dimensional tracking device with fast readout for ultra-high multiplicity events,” *Nucl. Instrum. Meth.* **A622** (2010) 316–367, arXiv:1001.1950 [physics.ins-det].
- [28] **ALICE** Collaboration, S. Acharya *et al.*, “Transverse momentum spectra and nuclear modification factors of charged particles in pp, p-Pb and Pb-Pb collisions at the LHC,” *JHEP* **11** (2018) 013, arXiv:1802.09145 [nucl-ex].
- [29] **ALICE** Collaboration, E. Abbas *et al.*, “Performance of the ALICE VZERO system,” *JINST* **8** (2013) P10016, arXiv:1306.3130 [nucl-ex].
- [30] **ALICE** Collaboration, B. Abelev *et al.*, “Centrality determination of Pb-Pb collisions at $\sqrt{s_{\text{NN}}} = 2.76$ TeV with ALICE,” *Phys. Rev.* **C88** (2013) 044909, arXiv:1301.4361 [nucl-ex].
- [31] **ALICE** Collaboration, S. Acharya *et al.*, “Centrality determination in heavy ion collisions,” <https://cds.cern.ch/record/2636623>.
- [32] **ALICE** Collaboration, S. Acharya *et al.*, “Production of ^4He and $^4\overline{\text{He}}$ in Pb-Pb collisions at $\sqrt{s_{\text{NN}}} = 2.76$ TeV at the LHC,” *Nucl. Phys.* **A971** (2018) 1–20, arXiv:1710.07531 [nucl-ex].
- [33] **ALICE** Collaboration, B. B. Abelev *et al.*, “Elliptic flow of identified hadrons in Pb-Pb collisions at $\sqrt{s_{\text{NN}}} = 2.76$ TeV,” *JHEP* **06** (2015) 190, arXiv:1405.4632 [nucl-ex].

- [34] ALICE Collaboration, S. Acharya *et al.*, “Anisotropic flow of identified particles in Pb-Pb collisions at $\sqrt{s_{\text{NN}}} = 5.02$ TeV,” *JHEP* **09** (2018) 006, arXiv:1805.04390 [nucl-ex].
- [35] M. Rihan Haque, C. Jena, and B. Mohanty, “A Review of Elliptic Flow of Light Nuclei in Heavy-Ion Collisions at RHIC and LHC Energies,” *Adv. High Energy Phys.* **2017** (2017) 1248563, arXiv:1707.09192 [nucl-ex].
- [36] S. Voloshin and Y. Zhang, “Flow study in relativistic nuclear collisions by Fourier expansion of Azimuthal particle distributions,” *Z. Phys.* **C70** (1996) 665–672, arXiv:hep-ph/9407282 [hep-ph].
- [37] A. M. Poskanzer and S. A. Voloshin, “Methods for analyzing anisotropic flow in relativistic nuclear collisions,” *Phys. Rev. C* **58** (1998) 1671–1678.
<https://link.aps.org/doi/10.1103/PhysRevC.58.1671>.
- [38] I. Selyuzhenkov and S. Voloshin, “Effects of nonuniform acceptance in anisotropic flow measurements,” *Phys. Rev. C* **77** (2008) 034904.
<https://link.aps.org/doi/10.1103/PhysRevC.77.034904>.
- [39] X.-N. Wang and M. Gyulassy, “Hijing: A monte carlo model for multiple jet production in pp, pA, and AA collisions,” *Phys. Rev.* **D44** (1991) 3501–3516.
<https://link.aps.org/doi/10.1103/PhysRevD.44.3501>.
- [40] R. Brun, F. Bruyant, F. Carminati, S. Giani, M. Maire, A. McPherson, G. Patrick, and L. Urban, “GEANT Detector Description and Simulation Tool, Program Library Long Write-up.”
<https://doi.org/10.17181/CERN.MUHF.DMJ1>.
- [41] ALICE Collaboration, J. Adam *et al.*, “Production of light nuclei and anti-nuclei in pp and Pb-Pb collisions at energies available at the CERN Large Hadron Collider,” *Phys. Rev.* **C93** no. 2, (2016) 024917, arXiv:1506.08951 [nucl-ex].
- [42] ALICE Collaboration, J. Adam *et al.*, “ $^3_{\Lambda}\text{H}$ and $^3_{\Lambda}\bar{\text{H}}$ production in Pb-Pb collisions at $\sqrt{s_{\text{NN}}} = 2.76$ TeV,” *Phys. Lett.* **B754** (2016) 360–372, arXiv:1506.08453 [nucl-ex].
- [43] ALICE Collaboration, S. Acharya *et al.*, “Production of charged pions, kaons and (anti-)protons in Pb-Pb and inelastic pp collisions at $\sqrt{s_{\text{NN}}} = 5.02$ TeV,” arXiv:1910.07678 [nucl-ex].
- [44] S. Jeon and U. Heinz, “Introduction to Hydrodynamics,” *Int. J. Mod. Phys.* **E24** (2015) 1530010, arXiv:1503.03931 [hep-ph].
- [45] ALICE Collaboration, B. Abelev *et al.*, “Elliptic flow of identified hadrons in Pb-Pb collisions at $\sqrt{s_{\text{NN}}} = 2.76$ TeV,” *JHEP* **06** (2015) 190, arXiv:1405.4632 [nucl-ex].
- [46] D. Molnar and S. A. Voloshin, “Elliptic flow at large transverse momenta from quark coalescence,” *Phys. Rev. Lett.* **91** (2003) 092301, arXiv:nucl-th/0302014 [nucl-th].

A The ALICE Collaboration

S. Acharya¹⁴¹, D. Adamová⁹³, S.P. Adhya¹⁴¹, A. Adler⁷³, J. Adolfsson⁷⁹, M.M. Aggarwal⁹⁸, G. Aglieri Rinella³⁴, M. Agnello³¹, N. Agrawal^{10,48,53}, Z. Ahammed¹⁴¹, S. Ahmad¹⁷, S.U. Ahn⁷⁵, A. Akindinov⁹⁰, M. Al-Turany¹⁰⁵, S.N. Alam¹⁴¹, D.S.D. Albuquerque¹²², D. Aleksandrov⁸⁶, B. Alessandro⁵⁸, H.M. Alfanda⁶, R. Alfaro Molina⁷¹, B. Ali¹⁷, Y. Ali¹⁵, A. Alici^{10,27,53}, A. Alkin², J. Alme²², T. Alt⁶⁸, L. Altenkamper²², I. Altsybeev¹¹², M.N. Anaam⁶, C. Andrei⁴⁷, D. Andreou³⁴, H.A. Andrews¹⁰⁹, A. Andronic¹⁴⁴, M. Angeletti³⁴, V. Anguelov¹⁰², C. Anson¹⁶, T. Antičić¹⁰⁶, F. Antinori⁵⁶, P. Antonioli⁵³, R. Anwar¹²⁵, N. Apadula⁷⁸, L. Aphecetche¹¹⁴, H. Appelshäuser⁶⁸, S. Arcelli²⁷, R. Arnaldi⁵⁸, M. Arratia⁷⁸, I.C. Arsene²¹, M. Arslanok¹⁰², A. Augustinus³⁴, R. Averbeck¹⁰⁵, S. Aziz⁶¹, M.D. Azmi¹⁷, A. Badalà⁵⁵, Y.W. Baek⁴⁰, S. Bagnasco⁵⁸, X. Bai¹⁰⁵, R. Bailhache⁶⁸, R. Bala⁹⁹, A. Baldisseri¹³⁷, M. Ball⁴², S. Balouza¹⁰³, R.C. Baral⁸⁴, R. Barbera²⁸, L. Barioglio²⁶, G.G. Barnaföldi¹⁴⁵, L.S. Barnby⁹², V. Barret¹³⁴, P. Bartalini⁶, K. Barth³⁴, E. Bartsch⁶⁸, F. Baruffaldi²⁹, N. Bastid¹³⁴, S. Basu¹⁴³, G. Batigne¹¹⁴, B. Batyunya⁷⁴, P.C. Batzing²¹, D. Bauri⁴⁸, J.L. Bazo Alba¹¹⁰, I.G. Bearden⁸⁷, C. Bedda⁶³, N.K. Behera⁶⁰, I. Belikov¹³⁶, F. Bellini³⁴, R. Bellwied¹²⁵, V. Belyaev⁹¹, G. Bencedi¹⁴⁵, S. Beole²⁶, A. Bercuci⁴⁷, Y. Berdnikov⁹⁶, D. Berenyi¹⁴⁵, R.A. Bertens¹³⁰, D. Berzano⁵⁸, M.G. Besoiu⁶⁷, L. Betev³⁴, A. Bhasin⁹⁹, I.R. Bhat⁹⁹, M.A. Bhat³, H. Bhatt⁴⁸, B. Bhattacharjee⁴¹, A. Bianchi²⁶, L. Bianchi²⁶, N. Bianchi⁵¹, J. Bielčič³⁷, J. Bielčíková⁹³, A. Bilandžić^{103,117}, G. Biro¹⁴⁵, R. Biswas³, S. Biswas³, J.T. Blair¹¹⁹, D. Blau⁸⁶, C. Blume⁶⁸, G. Boca¹³⁹, F. Bock^{34,94}, A. Bogdanov⁹¹, L. Boldizsár¹⁴⁵, A. Bolozdynya⁹¹, M. Bombara³⁸, G. Bonomi¹⁴⁰, H. Borel¹³⁷, A. Borissov^{91,144}, M. Borri¹²⁷, H. Bossi¹⁴⁶, E. Botta²⁶, L. Bratrud⁶⁸, P. Braun-Munzinger¹⁰⁵, M. Bregant¹²¹, T.A. Broker⁶⁸, M. Broz³⁷, E.J. Brucken⁴³, E. Bruna⁵⁸, G.E. Bruno^{33,104}, M.D. Buckland¹²⁷, D. Budnikov¹⁰⁷, H. Buesching⁶⁸, S. Bufalino³¹, O. Bugnon¹¹⁴, P. Buhler¹¹³, P. Buncic³⁴, Z. Buthelezi⁷², J.B. Butt¹⁵, J.T. Buxton⁹⁵, S.A. Bysiak¹¹⁸, D. Caffarri⁸⁸, A. Caliva¹⁰⁵, E. Calvo Villar¹¹⁰, R.S. Camacho⁴⁴, P. Camerini²⁵, A.A. Capon¹¹³, F. Carnesecchi¹⁰, J. Castillo Castellanos¹³⁷, A.J. Castro¹³⁰, E.A.R. Casula⁵⁴, F. Catalano³¹, C. Ceballos Sanchez⁵², P. Chakraborty⁴⁸, S. Chandra¹⁴¹, B. Chang¹²⁶, W. Chang⁶, S. Chapeland³⁴, M. Chartier¹²⁷, S. Chattopadhyay¹⁴¹, S. Chattopadhyay¹⁰⁸, A. Chauvin²⁴, C. Cheshkov¹³⁵, B. Cheynis¹³⁵, V. Chibante Barroso³⁴, D.D. Chinellato¹²², S. Cho⁶⁰, P. Chochula³⁴, T. Chowdhury¹³⁴, P. Christakoglou⁸⁸, C.H. Christensen⁸⁷, P. Christiansen⁷⁹, T. Chujo¹³³, C. Cicalo⁵⁴, L. Cifarelli^{10,27}, F. Cindolo⁵³, J. Cleymans¹²⁴, F. Colamaria⁵², D. Colella⁵², A. Collu⁷⁸, M. Colocci²⁷, M. Concas^{58,ii}, G. Conesa Balbastre⁷⁷, Z. Conesa del Valle⁶¹, G. Contin^{59,127}, J.G. Contreras³⁷, T.M. Cormier⁹⁴, Y. Corrales Morales^{26,58}, P. Cortese³², M.R. Cosentino¹²³, F. Costa³⁴, S. Costanza¹³⁹, J. Crkovská⁶¹, P. Crochet¹³⁴, E. Cuautle⁶⁹, L. Cunqueiro⁹⁴, D. Dabrowski¹⁴², T. Dahms^{103,117}, A. Dainese⁵⁶, F.P.A. Damas^{114,137}, S. Dani⁶⁵, M.C. Danisch¹⁰², A. Danu⁶⁷, D. Das¹⁰⁸, I. Das¹⁰⁸, P. Das³, S. Das³, A. Dash⁸⁴, S. Dash⁴⁸, A. Dashi¹⁰³, S. De^{49,84}, A. De Caro³⁰, G. de Cataldo⁵², C. de Conti¹²¹, J. de Cuveland³⁹, A. De Falco²⁴, D. De Gruttola¹⁰, N. De Marco⁵⁸, S. De Pasquale³⁰, R.D. De Souza¹²², S. Deb⁴⁹, H.F. Degenhardt¹²¹, K.R. Deja¹⁴², A. Deloff⁸³, S. Delsanto^{26,131}, D. Devetak¹⁰⁵, P. Dhankher⁴⁸, D. Di Bari³³, A. Di Mauro³⁴, R.A. Diaz⁸, T. Dietel¹²⁴, P. Dillenseger⁶⁸, Y. Ding⁶, R. Divia³⁴, Ø. Djuvsland²², U. Dmitrieva⁶², A. Dobrin^{34,67}, B. Dönigus⁶⁸, O. Dordic²¹, A.K. Dubey¹⁴¹, A. Dubla¹⁰⁵, S. Dudi⁹⁸, M. Dukhishyam⁸⁴, P. Dupieux¹³⁴, R.J. Ehlers¹⁴⁶, D. Elia⁵², H. Engel⁷³, E. Eppe¹⁴⁶, B. Erazmus¹¹⁴, F. Erhardt⁹⁷, A. Erokhin¹¹², M.R. Ersdal²², B. Espagnon⁶¹, G. Eulisse³⁴, J. Eum¹⁸, D. Evans¹⁰⁹, S. Evdokimov⁸⁹, L. Fabbietti^{103,117}, M. Faggin²⁹, J. Faivre⁷⁷, A. Fantoni⁵¹, M. Fasel⁹⁴, P. Fecchio³¹, A. Feliciello⁵⁸, G. Feofilov¹¹², A. Fernández Téllez⁴⁴, A. Ferrero¹³⁷, A. Ferretti²⁶, A. Festanti³⁴, V.J.G. Feuillard¹⁰², J. Figiel¹¹⁸, S. Filchagin¹⁰⁷, D. Finogeev⁶², F.M. Fionda²², G. Fiorenza⁵², F. Flor¹²⁵, S. Foertsch⁷², P. Foka¹⁰⁵, S. Fokin⁸⁶, E. Fragiaco⁵⁹, U. Frankfeld¹⁰⁵, G.G. Fronze²⁶, U. Fuchs³⁴, C. Furget⁷⁷, A. Furs⁶², M. Fusco Girard³⁰, J.J. Gaardhøje⁸⁷, M. Gagliardi²⁶, A.M. Gago¹¹⁰, A. Gal¹³⁶, C.D. Galvan¹²⁰, P. Ganoti⁸², C. Garabatos¹⁰⁵, E. Garcia-Solis¹¹, K. Garg²⁸, C. Gargiulo³⁴, A. Garibli⁸⁵, K. Garner¹⁴⁴, P. Gasik^{103,117}, E.F. Gauger¹¹⁹, M.B. Gay Ducati⁷⁰, M. Germain¹¹⁴, J. Ghosh¹⁰⁸, P. Ghosh¹⁴¹, S.K. Ghosh³, P. Gianotti⁵¹, P. Giubellino^{58,105}, P. Giubilato²⁹, P. Glässel¹⁰², D.M. Gómez Coral⁷¹, A. Gomez Ramirez⁷³, V. Gonzalez¹⁰⁵, P. González-Zamora⁴⁴, S. Gorbunov³⁹, L. Görlich¹¹⁸, S. Gotovac³⁵, V. Grabski⁷¹, L.K. Graczykowski¹⁴², K.L. Graham¹⁰⁹, L. Greiner⁷⁸, A. Grelli⁶³, C. Grigoras³⁴, V. Grigoriev⁹¹, A. Grigoryan¹, S. Grigoryan⁷⁴, O.S. Groettvik²², J.M. Gronefeld¹⁰⁵, F. Grosa³¹, J.F. Grosse-Oetringhaus³⁴, R. Grosso¹⁰⁵, R. Guernane⁷⁷, B. Guerzoni²⁷, M. Guittiere¹¹⁴, K. Gulbrandsen⁸⁷, T. Gunji¹³², A. Gupta⁹⁹, R. Gupta⁹⁹, I.B. Guzman⁴⁴, R. Haake¹⁴⁶, M.K. Habib¹⁰⁵, C. Hadjidakis⁶¹, H. Hamagaki⁸⁰, G. Hamar¹⁴⁵, M. Hamid⁶, R. Hannigan¹¹⁹, M.R. Haque⁶³, A. Harlanderova¹⁰⁵, J.W. Harris¹⁴⁶, A. Harton¹¹, J.A. Hasenbichler³⁴, H. Hassan⁷⁷, D. Hatzifotiadou^{10,53}, P. Hauer⁴², S. Hayashi¹³², A.D.L.B. Hechavarria¹⁴⁴, S.T. Heckel⁶⁸, E. Hellbär⁶⁸, H. Helstrup³⁶, A. Herghelegiu⁴⁷, E.G. Hernandez⁴⁴, G. Herrera Corral⁹, F. Herrmann¹⁴⁴, K.F. Hetland³⁶, T.E. Hilden⁴³, H. Hillemanns³⁴, C. Hills¹²⁷, B. Hippolyte¹³⁶, B. Hohlweger¹⁰³, D. Horak³⁷, S. Hornung¹⁰⁵, R. Hosokawa¹³³, P. Hristov³⁴, C. Huang⁶¹,

C. Hughes¹³⁰, P. Huhn⁶⁸, T.J. Humanic⁹⁵, H. Hushnud¹⁰⁸, L.A. Husova¹⁴⁴, N. Hussain⁴¹, S.A. Hussain¹⁵, T. Hussain¹⁷, D. Hutter³⁹, D.S. Hwang¹⁹, J.P. Iddon^{34,127}, R. Ilkaev¹⁰⁷, M. Inaba¹³³, M. Ippolitov⁸⁶, M.S. Islam¹⁰⁸, M. Ivanov¹⁰⁵, V. Ivanov⁹⁶, V. Izucheev⁸⁹, B. Jacak⁷⁸, N. Jacazio²⁷, P.M. Jacobs⁷⁸, M.B. Jadhav⁴⁸, S. Jadlovská¹¹⁶, J. Jadlovsky¹¹⁶, S. Jaelani⁶³, C. Jahnke¹²¹, M.J. Jakubowska¹⁴², M.A. Janik¹⁴², M. Jercic⁹⁷, O. Jevons¹⁰⁹, R.T. Jimenez Bustamante¹⁰⁵, M. Jin¹²⁵, F. Jonas^{94,144}, P.G. Jones¹⁰⁹, J. Jung⁶⁸, M. Jung⁶⁸, A. Jusko¹⁰⁹, P. Kalinak⁶⁴, A. Kalweit³⁴, J.H. Kang¹⁴⁷, V. Kaplin⁹¹, S. Kar⁶, A. Karasu Uysal⁷⁶, O. Karavichev⁶², T. Karavicheva⁶², P. Karczmarczyk³⁴, E. Karpechev⁶², U. Keschull⁷³, R. Keidel⁴⁶, M. Keil³⁴, B. Ketzer⁴², Z. Khabanova⁸⁸, A.M. Khan⁶, S. Khan¹⁷, S.A. Khan¹⁴¹, A. Khanzadeev⁹⁶, Y. Kharlov⁸⁹, A. Khatun¹⁷, A. Khuntia^{49,118}, B. Kileng³⁶, B. Kim⁶⁰, B. Kim¹³³, D. Kim¹⁴⁷, D.J. Kim¹²⁶, E.J. Kim¹³, H. Kim¹⁴⁷, J. Kim¹⁴⁷, J.S. Kim⁴⁰, J. Kim¹⁰², J. Kim¹⁴⁷, J. Kim¹³, M. Kim¹⁰², S. Kim¹⁹, T. Kim¹⁴⁷, T. Kim¹⁴⁷, S. Kirsch³⁹, I. Kisel³⁹, S. Kiselev⁹⁰, A. Kisiel¹⁴², J.L. Klay⁵, C. Klein⁶⁸, J. Klein⁵⁸, S. Klein⁷⁸, C. Klein-Bösing¹⁴⁴, S. Klewin¹⁰², A. Kluge³⁴, M.L. Knichel³⁴, A.G. Knospe¹²⁵, C. Kobdaj¹¹⁵, M.K. Köhler¹⁰², T. Kollegger¹⁰⁵, A. Kondratyev⁷⁴, N. Kondratyeva⁹¹, E. Kondratyuk⁸⁹, P.J. Konopka³⁴, L. Koska¹¹⁶, O. Kovalenko⁸³, V. Kovalenko¹¹², M. Kowalski¹¹⁸, I. Králik⁶⁴, A. Kravčáková³⁸, L. Kreis¹⁰⁵, M. Krivda^{64,109}, F. Krizek⁹³, K. Krizkova Gajdosova³⁷, M. Krüger⁶⁸, E. Kryshen⁹⁶, M. Krzewicki³⁹, A.M. Kubera⁹⁵, V. Kučera⁶⁰, C. Kuhn¹³⁶, P.G. Kuijter⁸⁸, L. Kumar⁹⁸, S. Kumar⁴⁸, S. Kundu⁸⁴, P. Kurashvili⁸³, A. Kurepin⁶², A.B. Kurepin⁶², A. Kuryakin¹⁰⁷, S. Kuschpil⁹³, J. Kvapil¹⁰⁹, M.J. Kweon⁶⁰, J.Y. Kwon⁶⁰, Y. Kwon¹⁴⁷, S.L. La Pointe³⁹, P. La Rocca²⁸, Y.S. Lai⁷⁸, R. Langoy¹²⁹, K. Lapidus^{34,146}, A. Lardeux²¹, P. Larionov⁵¹, E. Laudi³⁴, R. Lavicka³⁷, T. Lazareva¹¹², R. Lea²⁵, L. Leardini¹⁰², S. Lee¹⁴⁷, F. Lehas⁸⁸, S. Lehner¹¹³, J. Lehrbach³⁹, R.C. Lemmon⁹², I. León Monzón¹²⁰, E.D. Lesser²⁰, M. Lettrich³⁴, P. Lévai¹⁴⁵, X. Li¹², X.L. Li⁶, J. Lien¹²⁹, R. Lietava¹⁰⁹, B. Lim¹⁸, S. Lindal²¹, V. Lindenstruth³⁹, S.W. Lindsay¹²⁷, C. Lippmann¹⁰⁵, M.A. Lisa⁹⁵, V. Litichevskiy⁴³, A. Liu⁷⁸, S. Liu⁹⁵, W.J. Llope¹⁴³, I.M. Lofnes²², V. Loginov⁹¹, C. Loizides⁹⁴, P. Loncar³⁵, X. Lopez¹³⁴, E. López Torres⁸, P. Luettig⁶⁸, J.R. Luhder¹⁴⁴, M. Lunardon²⁹, G. Luparello⁵⁹, M. Lupi⁷³, A. Maevskaya⁶², M. Mager³⁴, S.M. Mahmood²¹, T. Mahmoud⁴², A. Maire¹³⁶, R.D. Majka¹⁴⁶, M. Malaev⁹⁶, Q.W. Malik²¹, L. Malinina^{74,iii}, D. Mal'Kevich⁹⁰, P. Malzacher¹⁰⁵, A. Mamonov¹⁰⁷, G. Mandaglio⁵⁵, V. Manko⁸⁶, F. Manso¹³⁴, V. Manzari⁵², Y. Mao⁶, M. Marchisone¹³⁵, J. Mareš⁶⁶, G.V. Margagliotti²⁵, A. Margotti⁵³, J. Margutti⁶³, A. Marín¹⁰⁵, C. Markert¹¹⁹, M. Marquard⁶⁸, N.A. Martin¹⁰², P. Martinengo³⁴, J.L. Martinez¹²⁵, M.I. Martínez⁴⁴, G. Martínez García¹¹⁴, M. Martinez Pedreira³⁴, S. Masciocchi¹⁰⁵, M. Masera²⁶, A. Masoni⁵⁴, L. Massacrier⁶¹, E. Masson¹¹⁴, A. Mastroserio¹³⁸, A.M. Mathis^{103,117}, O. Matonoha⁷⁹, P.F.T. Matuoka¹²¹, A. Matyjka¹¹⁸, C. Mayer¹¹⁸, M. Mazzilli³³, M.A. Mazzoni⁵⁷, A.F. Mechler⁶⁸, F. Meddi²³, Y. Melikyan⁹¹, A. Menchaca-Rocha⁷¹, E. Meninno³⁰, M. Meres¹⁴, S. Mhlanga¹²⁴, Y. Miake¹³³, L. Micheletti²⁶, M.M. Mieskolainen⁴³, D.L. Mihaylov¹⁰³, K. Mikhaylov^{74,90}, A. Mischke^{63,i}, A.N. Mishra⁶⁹, D. Miśkowiec¹⁰⁵, C.M. Mitu⁶⁷, A. Modak³, N. Mohammadi³⁴, A.P. Mohanty⁶³, B. Mohanty⁸⁴, M. Mohisin Khan^{17,iv}, M. Mondal¹⁴¹, M.M. Mondal⁶⁵, C. Mordasini¹⁰³, D.A. Moreira De Godoy¹⁴⁴, L.A.P. Moreno⁴⁴, S. Moretto²⁹, A. Morreale¹¹⁴, A. Morsch³⁴, T. Mrnjavac³⁴, V. Muccifora⁵¹, E. Mudnic³⁵, D. Mühlheim¹⁴⁴, S. Muhuri¹⁴¹, J.D. Mulligan⁷⁸, M.G. Munhoz¹²¹, K. Münnig⁴², R.H. Munzer⁶⁸, H. Murakami¹³², S. Murray⁷², L. Musa³⁴, J. Musinsky⁶⁴, C.J. Myers¹²⁵, J.W. Myrcha¹⁴², B. Naik⁴⁸, R. Nair⁸³, B.K. Nandi⁴⁸, R. Nania^{10,53}, E. Nappi⁵², M.U. Naru¹⁵, A.F. Nassirpour⁷⁹, H. Natal da Luz¹²¹, C. Natrass¹³⁰, R. Nayak⁴⁸, T.K. Nayak^{84,141}, S. Nazarenko¹⁰⁷, R.A. Negrao De Oliveira⁶⁸, L. Nellen⁶⁹, S.V. Nesbo³⁶, G. Neskovic³⁹, D. Nesterov¹¹², B.S. Nielsen⁸⁷, S. Nikolaev⁸⁶, S. Nikulin⁸⁶, V. Nikulin⁹⁶, F. Noferini^{10,53}, P. Nomokonov⁷⁴, G. Nooren⁶³, J. Norman⁷⁷, N. Novitzky¹³³, P. Nowakowski¹⁴², A. Nyanin⁸⁶, J. Nystrand²², M. Ogino⁸⁰, A. Ohlson¹⁰², J. Oleniacz¹⁴², A.C. Oliveira Da Silva¹²¹, M.H. Oliver¹⁴⁶, C. Oppedisano⁵⁸, R. Orava⁴³, A. Ortiz Velasquez⁶⁹, A. Oskarsson⁷⁹, J. Otwinowski¹¹⁸, K. Oyama⁸⁰, Y. Pachmayer¹⁰², V. Pacik⁸⁷, D. Pagano¹⁴⁰, G. Paić⁶⁹, P. Palni⁶, J. Pan¹⁴³, A.K. Pandey⁴⁸, S. Panebianco¹³⁷, V. Papikyan¹, P. Pareek⁴⁹, J. Park⁶⁰, J.E. Parkkila¹²⁶, S. Parmar⁹⁸, A. Passfeld¹⁴⁴, S.P. Pathak¹²⁵, R.N. Patra¹⁴¹, B. Paul^{24,58}, H. Pei⁶, T. Peitzmann⁶³, X. Peng⁶, L.G. Pereira⁷⁰, H. Pereira Da Costa¹³⁷, D. Peresunko⁸⁶, G.M. Perez⁸, E. Perez Lezama⁶⁸, V. Peskov⁶⁸, Y. Pestov⁴, V. Petráček³⁷, M. Petrovici⁴⁷, R.P. Pezzi⁷⁰, S. Piano⁵⁹, M. Pika¹⁴, P. Pillot¹¹⁴, L.O.D.L. Pimentel⁸⁷, O. Pinazza^{34,53}, L. Pinsky¹²⁵, C. Pinto²⁸, S. Pisano⁵¹, D.B. Piyarathna¹²⁵, M. Płoskoń⁷⁸, M. Planinic⁹⁷, F. Pliquett⁶⁸, J. Pluta¹⁴², S. Pochybova¹⁴⁵, M.G. Poghosyan⁹⁴, B. Polichtchouk⁸⁹, N. Poljak⁹⁷, W. Poonsawat¹¹⁵, A. Pop⁴⁷, H. Poppenborg¹⁴⁴, S. Porteboeuf-Houssais¹³⁴, V. Pozdniakov⁷⁴, S.K. Prasad³, R. Preghenella⁵³, F. Prino⁵⁸, C.A. Pruneau¹⁴³, I. Pshenichnov⁶², M. Puccio^{26,34}, V. Punin¹⁰⁷, K. Puranapanda¹⁴¹, J. Putschke¹⁴³, R.E. Quishpe¹²⁵, S. Ragoni¹⁰⁹, S. Raha³, S. Rajput⁹⁹, J. Rak¹²⁶, A. Rakotozafindrabe¹³⁷, L. Ramello³², F. Rami¹³⁶, R. Raniwala¹⁰⁰, S. Raniwala¹⁰⁰, S.S. Räsänen⁴³, B.T. Rascanu⁶⁸, R. Rath⁴⁹, V. Ratza⁴², I. Ravasenga³¹, K.F. Read^{94,130}, K. Redlich^{83,v}, A. Rehman²², P. Reichelt⁶⁸, F. Reidt³⁴, X. Ren⁶, R. Renfordt⁶⁸, A. Reshetin⁶², J.-P. Revol¹⁰, K. Reygers¹⁰²,

V. Riabov⁹⁶, T. Richert^{79,87}, M. Richter²¹, P. Riedler³⁴, W. Riegler³⁴, F. Riggi²⁸, C. Ristea⁶⁷, S.P. Rode⁴⁹, M. Rodríguez Cahuantzi⁴⁴, K. Røed²¹, R. Rogalev⁸⁹, E. Rogochaya⁷⁴, D. Rohr³⁴, D. Röhrich²², P.S. Rokita¹⁴², F. Ronchetti⁵¹, E.D. Rosas⁶⁹, K. Roslon¹⁴², P. Rosnet¹³⁴, A. Rossi²⁹, A. Rotondi¹³⁹, F. Roukoutakis⁸², A. Roy⁴⁹, P. Roy¹⁰⁸, O.V. Rueda⁷⁹, R. Rui²⁵, B. Rumyantsev⁷⁴, A. Rustamov⁸⁵, E. Ryabinkin⁸⁶, Y. Ryabov⁹⁶, A. Rybicki¹¹⁸, H. Rytkonen¹²⁶, S. Sadhu¹⁴¹, S. Sadovsky⁸⁹, K. Šafařík^{34,37}, S.K. Saha¹⁴¹, B. Sahoo⁴⁸, P. Sahoo^{48,49}, R. Sahoo⁴⁹, S. Sahoo⁶⁵, P.K. Sahu⁶⁵, J. Saini¹⁴¹, S. Sakai¹³³, S. Sambyal⁹⁹, V. Samsonov^{91,96}, F.R. Sanchez⁴⁴, A. Sandoval⁷¹, A. Sarkar⁷², D. Sarkar¹⁴³, N. Sarkar¹⁴¹, P. Sarma⁴¹, V.M. Sarti¹⁰³, M.H.P. Sas⁶³, E. Scapparone⁵³, B. Schaefer⁹⁴, J. Schambach¹¹⁹, H.S. Scheid⁶⁸, C. Schiaua⁴⁷, R. Schicker¹⁰², A. Schmah¹⁰², C. Schmidt¹⁰⁵, H.R. Schmidt¹⁰¹, M.O. Schmidt¹⁰², M. Schmidt¹⁰¹, N.V. Schmidt^{68,94}, A.R. Schmier¹³⁰, J. Schukraft^{34,87}, Y. Schutz^{34,136}, K. Schwarz¹⁰⁵, K. Schweda¹⁰⁵, G. Scioli²⁷, E. Scomparin⁵⁸, M. Šefčík³⁸, J.E. Seger¹⁶, Y. Sekiguchi¹³², D. Sekihata^{45,132}, I. Selyuzhenkov^{91,105}, S. Senyukov¹³⁶, D. Serebryakov⁶², E. Serradilla⁷¹, P. Sett⁴⁸, A. Sevcenco⁶⁷, A. Shabanov⁶², A. Shabetai¹¹⁴, R. Shahoyan³⁴, W. Shaikh¹⁰⁸, A. Shangaraev⁸⁹, A. Sharma⁹⁸, A. Sharma⁹⁹, H. Sharma¹¹⁸, M. Sharma⁹⁹, N. Sharma⁹⁸, A.I. Sheikh¹⁴¹, K. Shigaki⁴⁵, M. Shimomura⁸¹, S. Shirinkin⁹⁰, Q. Shou¹¹¹, Y. Sibiriyak⁸⁶, S. Siddhanta⁵⁴, T. Siemiarczuk⁸³, D. Silvermyr⁷⁹, C. Silvestre⁷⁷, G. Simatovic⁸⁸, G. Simonetti^{34,103}, R. Singh⁸⁴, R. Singh⁹⁹, V.K. Singh¹⁴¹, V. Singhal¹⁴¹, T. Sinha¹⁰⁸, B. Sitar¹⁴, M. Sitta³², T.B. Skaali²¹, M. Slupecki¹²⁶, N. Smirnov¹⁴⁶, R.J.M. Snellings⁶³, T.W. Snellman¹²⁶, J. Sochan¹¹⁶, C. Soncco¹¹⁰, J. Song^{60,125}, A. Songmoolnak¹¹⁵, F. Soramel²⁹, S. Sorensen¹³⁰, I. Sputowska¹¹⁸, J. Stachel¹⁰², I. Stan⁶⁷, P. Stankus⁹⁴, P.J. Steffanic¹³⁰, E. Stenlund⁷⁹, D. Stocco¹¹⁴, M.M. Storetvedt³⁶, P. Strmen¹⁴, A.A.P. Suaide¹²¹, T. Sugitate⁴⁵, C. Suire⁶¹, M. Suleymanov¹⁵, M. Suljic³⁴, R. Sultanov⁹⁰, M. Šumbera⁹³, S. Sumowidagdo⁵⁰, K. Suzuki¹¹³, S. Swain⁶⁵, A. Szabo¹⁴, I. Szarka¹⁴, U. Tabassam¹⁵, G. Taillepiéd¹³⁴, J. Takahashi¹²², G.J. Tambave²², S. Tang^{6,134}, M. Tarhini¹¹⁴, M.G. Tarzila⁴⁷, A. Tauro³⁴, G. Tejada Muñoz⁴⁴, A. Telesca³⁴, C. Terrevoli^{29,125}, D. Thakur⁴⁹, S. Thakur¹⁴¹, D. Thomas¹¹⁹, F. Thoresen⁸⁷, R. Tieulent¹³⁵, A. Tikhonov⁶², A.R. Timmins¹²⁵, A. Toia⁶⁸, N. Topilskaya⁶², M. Toppi⁵¹, F. Torales-Acosta²⁰, S.R. Torres¹²⁰, A. Trifiro⁵⁵, S. Tripathy⁴⁹, T. Tripathy⁴⁸, S. Trogolo^{26,29}, G. Trombetta³³, L. Tropp³⁸, V. Trubnikov², W.H. Trzaska¹²⁶, T.P. Trzcinski¹⁴², B.A. Trzeciak⁶³, T. Tsuji¹³², A. Tumkin¹⁰⁷, R. Turrisi⁵⁶, T.S. Tveter²¹, K. Ullaland²², E.N. Umaka¹²⁵, A. Uras¹³⁵, G.L. Usai²⁴, A. Utrobicic⁹⁷, M. Vala^{38,116}, N. Valle¹³⁹, S. Vallero⁵⁸, N. van der Kolk⁶³, L.V.R. van Doremalen⁶³, M. van Leeuwen⁶³, P. Vande Vyvre³⁴, D. Varga¹⁴⁵, Z. Varga¹⁴⁵, M. Varga-Kofarago¹⁴⁵, A. Vargas⁴⁴, M. Vargyas¹²⁶, R. Varma⁴⁸, M. Vasileiou⁸², A. Vasiliev⁸⁶, O. Vázquez Doce^{103,117}, V. Vechernin¹¹², A.M. Veen⁶³, E. Vercellin²⁶, S. Vergara Limón⁴⁴, L. Vermunt⁶³, R. Vernet⁷, R. Vértesi¹⁴⁵, M.G.D.L.C. Vicencio⁹, L. Vickovic³⁵, J. Viinikainen¹²⁶, Z. Vilakazi¹³¹, O. Villalobos Baillie¹⁰⁹, A. Villatoro Tello⁴⁴, G. Vino⁵², A. Vinogradov⁸⁶, T. Virgili³⁰, V. Vislavicius⁸⁷, A. Vodopyanov⁷⁴, B. Volkel³⁴, M.A. Völkl¹⁰¹, K. Voloshin⁹⁰, S.A. Voloshin¹⁴³, G. Volpe³³, B. von Haller³⁴, I. Vorobyev¹⁰³, D. Voscek¹¹⁶, J. Vrláková³⁸, B. Wagner²², M. Weber¹¹³, S.G. Weber^{105,144}, A. Wegrzynek³⁴, D.F. Weiser¹⁰², S.C. Wenzel³⁴, J.P. Wessels¹⁴⁴, E. Widmann¹¹³, J. Wiechula⁶⁸, J. Wikne²¹, G. Wilk⁸³, J. Wilkinson⁵³, G.A. Willems³⁴, E. Willsher¹⁰⁹, B. Windelband¹⁰², W.E. Witt¹³⁰, Y. Wu¹²⁸, R. Xu⁶, S. Yalcin⁷⁶, K. Yamakawa⁴⁵, S. Yang²², S. Yano¹³⁷, Z. Yin⁶, H. Yokoyama^{63,133}, I.-K. Yoo¹⁸, J.H. Yoon⁶⁰, S. Yuan²², A. Yuncu¹⁰², V. Yurchenko², V. Zaccolo^{25,58}, A. Zaman¹⁵, C. Zampolli³⁴, H.J.C. Zanoli^{63,121}, N. Zardoshti³⁴, A. Zarochentsev¹¹², P. Závada⁶⁶, N. Zaviyalov¹⁰⁷, H. Zbroszczyk¹⁴², M. Zhalov⁹⁶, X. Zhang⁶, Z. Zhang⁶, C. Zhao²¹, V. Zhrebchevskii¹¹², N. Zhigareva⁹⁰, D. Zhou⁶, Y. Zhou⁸⁷, Z. Zhou²², J. Zhu⁶, Y. Zhu⁶, A. Zichichi^{10,27}, M.B. Zimmermann³⁴, G. Zinovjev², N. Zurlo¹⁴⁰,

Affiliation notes

ⁱ Deceased

ⁱⁱ Dipartimento DET del Politecnico di Torino, Turin, Italy

ⁱⁱⁱ M.V. Lomonosov Moscow State University, D.V. Skobeltsyn Institute of Nuclear Physics, Moscow, Russia

^{iv} Department of Applied Physics, Aligarh Muslim University, Aligarh, India

^v Institute of Theoretical Physics, University of Wrocław, Poland

Collaboration Institutes

¹ A.I. Alikhanyan National Science Laboratory (Yerevan Physics Institute) Foundation, Yerevan, Armenia

² Bogolyubov Institute for Theoretical Physics, National Academy of Sciences of Ukraine, Kiev, Ukraine

³ Bose Institute, Department of Physics and Centre for Astroparticle Physics and Space Science (CAPSS), Kolkata, India

⁴ Budker Institute for Nuclear Physics, Novosibirsk, Russia

- ⁵ California Polytechnic State University, San Luis Obispo, California, United States
- ⁶ Central China Normal University, Wuhan, China
- ⁷ Centre de Calcul de l'IN2P3, Villeurbanne, Lyon, France
- ⁸ Centro de Aplicaciones Tecnológicas y Desarrollo Nuclear (CEADEN), Havana, Cuba
- ⁹ Centro de Investigación y de Estudios Avanzados (CINVESTAV), Mexico City and Mérida, Mexico
- ¹⁰ Centro Fermi - Museo Storico della Fisica e Centro Studi e Ricerche "Enrico Fermi", Rome, Italy
- ¹¹ Chicago State University, Chicago, Illinois, United States
- ¹² China Institute of Atomic Energy, Beijing, China
- ¹³ Chonbuk National University, Jeonju, Republic of Korea
- ¹⁴ Comenius University Bratislava, Faculty of Mathematics, Physics and Informatics, Bratislava, Slovakia
- ¹⁵ COMSATS University Islamabad, Islamabad, Pakistan
- ¹⁶ Creighton University, Omaha, Nebraska, United States
- ¹⁷ Department of Physics, Aligarh Muslim University, Aligarh, India
- ¹⁸ Department of Physics, Pusan National University, Pusan, Republic of Korea
- ¹⁹ Department of Physics, Sejong University, Seoul, Republic of Korea
- ²⁰ Department of Physics, University of California, Berkeley, California, United States
- ²¹ Department of Physics, University of Oslo, Oslo, Norway
- ²² Department of Physics and Technology, University of Bergen, Bergen, Norway
- ²³ Dipartimento di Fisica dell'Università 'La Sapienza' and Sezione INFN, Rome, Italy
- ²⁴ Dipartimento di Fisica dell'Università and Sezione INFN, Cagliari, Italy
- ²⁵ Dipartimento di Fisica dell'Università and Sezione INFN, Trieste, Italy
- ²⁶ Dipartimento di Fisica dell'Università and Sezione INFN, Turin, Italy
- ²⁷ Dipartimento di Fisica e Astronomia dell'Università and Sezione INFN, Bologna, Italy
- ²⁸ Dipartimento di Fisica e Astronomia dell'Università and Sezione INFN, Catania, Italy
- ²⁹ Dipartimento di Fisica e Astronomia dell'Università and Sezione INFN, Padova, Italy
- ³⁰ Dipartimento di Fisica 'E.R. Caianiello' dell'Università and Gruppo Collegato INFN, Salerno, Italy
- ³¹ Dipartimento DISAT del Politecnico and Sezione INFN, Turin, Italy
- ³² Dipartimento di Scienze e Innovazione Tecnologica dell'Università del Piemonte Orientale and INFN Sezione di Torino, Alessandria, Italy
- ³³ Dipartimento Interateneo di Fisica 'M. Merlin' and Sezione INFN, Bari, Italy
- ³⁴ European Organization for Nuclear Research (CERN), Geneva, Switzerland
- ³⁵ Faculty of Electrical Engineering, Mechanical Engineering and Naval Architecture, University of Split, Split, Croatia
- ³⁶ Faculty of Engineering and Science, Western Norway University of Applied Sciences, Bergen, Norway
- ³⁷ Faculty of Nuclear Sciences and Physical Engineering, Czech Technical University in Prague, Prague, Czech Republic
- ³⁸ Faculty of Science, P.J. Šafárik University, Košice, Slovakia
- ³⁹ Frankfurt Institute for Advanced Studies, Johann Wolfgang Goethe-Universität Frankfurt, Frankfurt, Germany
- ⁴⁰ Gangneung-Wonju National University, Gangneung, Republic of Korea
- ⁴¹ Gauhati University, Department of Physics, Guwahati, India
- ⁴² Helmholtz-Institut für Strahlen- und Kernphysik, Rheinische Friedrich-Wilhelms-Universität Bonn, Bonn, Germany
- ⁴³ Helsinki Institute of Physics (HIP), Helsinki, Finland
- ⁴⁴ High Energy Physics Group, Universidad Autónoma de Puebla, Puebla, Mexico
- ⁴⁵ Hiroshima University, Hiroshima, Japan
- ⁴⁶ Hochschule Worms, Zentrum für Technologietransfer und Telekommunikation (ZTT), Worms, Germany
- ⁴⁷ Horia Hulubei National Institute of Physics and Nuclear Engineering, Bucharest, Romania
- ⁴⁸ Indian Institute of Technology Bombay (IIT), Mumbai, India
- ⁴⁹ Indian Institute of Technology Indore, Indore, India
- ⁵⁰ Indonesian Institute of Sciences, Jakarta, Indonesia
- ⁵¹ INFN, Laboratori Nazionali di Frascati, Frascati, Italy
- ⁵² INFN, Sezione di Bari, Bari, Italy
- ⁵³ INFN, Sezione di Bologna, Bologna, Italy
- ⁵⁴ INFN, Sezione di Cagliari, Cagliari, Italy
- ⁵⁵ INFN, Sezione di Catania, Catania, Italy

- 56 INFN, Sezione di Padova, Padova, Italy
- 57 INFN, Sezione di Roma, Rome, Italy
- 58 INFN, Sezione di Torino, Turin, Italy
- 59 INFN, Sezione di Trieste, Trieste, Italy
- 60 Inha University, Incheon, Republic of Korea
- 61 Institut de Physique Nucléaire d'Orsay (IPNO), Institut National de Physique Nucléaire et de Physique des Particules (IN2P3/CNRS), Université de Paris-Sud, Université Paris-Saclay, Orsay, France
- 62 Institute for Nuclear Research, Academy of Sciences, Moscow, Russia
- 63 Institute for Subatomic Physics, Utrecht University/Nikhef, Utrecht, Netherlands
- 64 Institute of Experimental Physics, Slovak Academy of Sciences, Košice, Slovakia
- 65 Institute of Physics, Homi Bhabha National Institute, Bhubaneswar, India
- 66 Institute of Physics of the Czech Academy of Sciences, Prague, Czech Republic
- 67 Institute of Space Science (ISS), Bucharest, Romania
- 68 Institut für Kernphysik, Johann Wolfgang Goethe-Universität Frankfurt, Frankfurt, Germany
- 69 Instituto de Ciencias Nucleares, Universidad Nacional Autónoma de México, Mexico City, Mexico
- 70 Instituto de Física, Universidade Federal do Rio Grande do Sul (UFRGS), Porto Alegre, Brazil
- 71 Instituto de Física, Universidad Nacional Autónoma de México, Mexico City, Mexico
- 72 iThemba LABS, National Research Foundation, Somerset West, South Africa
- 73 Johann-Wolfgang-Goethe Universität Frankfurt Institut für Informatik, Fachbereich Informatik und Mathematik, Frankfurt, Germany
- 74 Joint Institute for Nuclear Research (JINR), Dubna, Russia
- 75 Korea Institute of Science and Technology Information, Daejeon, Republic of Korea
- 76 KTO Karatay University, Konya, Turkey
- 77 Laboratoire de Physique Subatomique et de Cosmologie, Université Grenoble-Alpes, CNRS-IN2P3, Grenoble, France
- 78 Lawrence Berkeley National Laboratory, Berkeley, California, United States
- 79 Lund University Department of Physics, Division of Particle Physics, Lund, Sweden
- 80 Nagasaki Institute of Applied Science, Nagasaki, Japan
- 81 Nara Women's University (NWU), Nara, Japan
- 82 National and Kapodistrian University of Athens, School of Science, Department of Physics, Athens, Greece
- 83 National Centre for Nuclear Research, Warsaw, Poland
- 84 National Institute of Science Education and Research, Homi Bhabha National Institute, Jatni, India
- 85 National Nuclear Research Center, Baku, Azerbaijan
- 86 National Research Centre Kurchatov Institute, Moscow, Russia
- 87 Niels Bohr Institute, University of Copenhagen, Copenhagen, Denmark
- 88 Nikhef, National institute for subatomic physics, Amsterdam, Netherlands
- 89 NRC Kurchatov Institute IHEP, Protvino, Russia
- 90 NRC «Kurchatov Institute» - ITEP, Moscow, Russia
- 91 NRNU Moscow Engineering Physics Institute, Moscow, Russia
- 92 Nuclear Physics Group, STFC Daresbury Laboratory, Daresbury, United Kingdom
- 93 Nuclear Physics Institute of the Czech Academy of Sciences, Řež u Prahy, Czech Republic
- 94 Oak Ridge National Laboratory, Oak Ridge, Tennessee, United States
- 95 Ohio State University, Columbus, Ohio, United States
- 96 Petersburg Nuclear Physics Institute, Gatchina, Russia
- 97 Physics department, Faculty of science, University of Zagreb, Zagreb, Croatia
- 98 Physics Department, Panjab University, Chandigarh, India
- 99 Physics Department, University of Jammu, Jammu, India
- 100 Physics Department, University of Rajasthan, Jaipur, India
- 101 Physikalisches Institut, Eberhard-Karls-Universität Tübingen, Tübingen, Germany
- 102 Physikalisches Institut, Ruprecht-Karls-Universität Heidelberg, Heidelberg, Germany
- 103 Physik Department, Technische Universität München, Munich, Germany
- 104 Politecnico di Bari, Bari, Italy
- 105 Research Division and ExtreMe Matter Institute EMMI, GSI Helmholtzzentrum für Schwerionenforschung GmbH, Darmstadt, Germany
- 106 Rudjer Bošković Institute, Zagreb, Croatia

- 107 Russian Federal Nuclear Center (VNIIEF), Sarov, Russia
- 108 Saha Institute of Nuclear Physics, Homi Bhabha National Institute, Kolkata, India
- 109 School of Physics and Astronomy, University of Birmingham, Birmingham, United Kingdom
- 110 Sección Física, Departamento de Ciencias, Pontificia Universidad Católica del Perú, Lima, Peru
- 111 Shanghai Institute of Applied Physics, Shanghai, China
- 112 St. Petersburg State University, St. Petersburg, Russia
- 113 Stefan Meyer Institut für Subatomare Physik (SMI), Vienna, Austria
- 114 SUBATECH, IMT Atlantique, Université de Nantes, CNRS-IN2P3, Nantes, France
- 115 Suranaree University of Technology, Nakhon Ratchasima, Thailand
- 116 Technical University of Košice, Košice, Slovakia
- 117 Technische Universität München, Excellence Cluster 'Universe', Munich, Germany
- 118 The Henryk Niewodniczanski Institute of Nuclear Physics, Polish Academy of Sciences, Cracow, Poland
- 119 The University of Texas at Austin, Austin, Texas, United States
- 120 Universidad Autónoma de Sinaloa, Culiacán, Mexico
- 121 Universidade de São Paulo (USP), São Paulo, Brazil
- 122 Universidade Estadual de Campinas (UNICAMP), Campinas, Brazil
- 123 Universidade Federal do ABC, Santo Andre, Brazil
- 124 University of Cape Town, Cape Town, South Africa
- 125 University of Houston, Houston, Texas, United States
- 126 University of Jyväskylä, Jyväskylä, Finland
- 127 University of Liverpool, Liverpool, United Kingdom
- 128 University of Science and Technology of China, Hefei, China
- 129 University of South-Eastern Norway, Tonsberg, Norway
- 130 University of Tennessee, Knoxville, Tennessee, United States
- 131 University of the Witwatersrand, Johannesburg, South Africa
- 132 University of Tokyo, Tokyo, Japan
- 133 University of Tsukuba, Tsukuba, Japan
- 134 Université Clermont Auvergne, CNRS/IN2P3, LPC, Clermont-Ferrand, France
- 135 Université de Lyon, Université Lyon 1, CNRS/IN2P3, IPN-Lyon, Villeurbanne, Lyon, France
- 136 Université de Strasbourg, CNRS, IPHC UMR 7178, F-67000 Strasbourg, France, Strasbourg, France
- 137 Université Paris-Saclay Centre d'Etudes de Saclay (CEA), IRFU, Département de Physique Nucléaire (DPhN), Saclay, France
- 138 Università degli Studi di Foggia, Foggia, Italy
- 139 Università degli Studi di Pavia, Pavia, Italy
- 140 Università di Brescia, Brescia, Italy
- 141 Variable Energy Cyclotron Centre, Homi Bhabha National Institute, Kolkata, India
- 142 Warsaw University of Technology, Warsaw, Poland
- 143 Wayne State University, Detroit, Michigan, United States
- 144 Westfälische Wilhelms-Universität Münster, Institut für Kernphysik, Münster, Germany
- 145 Wigner Research Centre for Physics, Hungarian Academy of Sciences, Budapest, Hungary
- 146 Yale University, New Haven, Connecticut, United States
- 147 Yonsei University, Seoul, Republic of Korea