

Proceedings of the Fifth Annual LHCP
 arXiv:1710.09644 [hep-ph]
 October 30, 2017

Unitarity Triangle Analysis in the Standard Model and Beyond

UTfit COLLABORATION:

CRISTIANO ALPIGIANI^[a], ADRIAN BEVAN^[b], MARCELLA BONA^{[b]1}, MARCO
 CIUCHINI^[c], DENIS DERKACH^[d], ENRICO FRANCO^[e], VITTORIO LUBICZ^[f], GUIDO
 MARTINELLI^[g], FABRIZIO PARODI^[h], MAURIZIO PIERINI^[i], LUCA
 SILVESTRINI^[e], VIOLA SORDINI^[j], ACHILLE STOCCHI^[k], CECILIA TARANTINO^[f], AND
 VINCENZO VAGNONI^[l]

^[a]University of Washington, ^[b]Queen Mary University of London, ^[c]INFN Sezione di Roma
 Tre, ^[d]Yandex/Higher School of Economics, ^[e]INFN Sezione di Roma, ^[f]University of
 Roma Tre, ^[g]University of Roma La Sapienza, ^[h]University of Genova and INFN, ^[i]CERN,
^[j]IPNL-IN2P3 Lyon, ^[k]LAL-IN2P3 Orsay, ^[l]INFN Sezione di Bologna.

ABSTRACT

Flavour physics represents a unique test bench for the Standard Model (SM).
 New analyses performed at the LHC experiments are now providing
 unprecedented insights into CKM metrology and new evidences for rare decays.
 The CKM picture can provide very precise SM predictions through global
 analyses. We present here the results of the latest global SM analysis performed
 by the **UTfit** collaboration including all the most updated inputs from
 experiments, lattice QCD and phenomenological calculations. In addition, the
 Unitarity Triangle (UT) analysis can be used to constrain the parameter space in
 possible new physics (NP) scenarios. We update here also the UT analysis
 beyond the SM by the **UTfit** collaboration. All of the available experimental and
 theoretical information on $\Delta F = 2$ processes is reinterpreted including a
 model-independent NP parametrisation. We determine the allowed NP
 contributions in the kaon, D , B_d , and B_s sectors and, in various NP scenarios, we
 translate them into bounds for the NP scale as a function of NP couplings.

PRESENTED AT

The Fifth Annual Conference
 on Large Hadron Collider Physics
 Shanghai Jiao Tong University, Shanghai, China
 May 15-20, 2017

¹Speaker

1 Introduction

Flavour physics represents a powerful tool to test the Standard Model (SM), to quantify the coherence of its picture and to explore possible departures from it. From the flavour global fit we can extract the most accurate determination of the parameters of the CKM matrix [1], as well as the best SM predictions of flavour observables. The Unitarity Triangle (UT) analysis here presented is performed by the **UTfit** Collaboration following the method described in Refs. [2, 3]. We updated the analysis with the latest determinations of the theoretical inputs and the latest measurements of the experimental observables. The basic constraints used in the global fit and contributing to the sensitivity of the CKM matrix elements are: $|V_{ub}/V_{cb}|$ from semileptonic B decays, Δm_d and Δm_s from $B_{d,s}^0$ oscillations, ε_K from neutral K mixing, α UT angle from charmless hadronic B decays, γ UT angle from charm hadronic B decays, and the sine of 2β UT angle from $B^0 \rightarrow J/\psi K^0$ decays.

The values of most experimental inputs are taken from the Heavy Flavour Averaging Group (HFLAV) [4], however when most updated individual results are available the **UTfit** collaboration performs its own averages. Below a specific update is discussed for the $|V_{ub}/V_{cb}|$ experimental input. On the theoretical side, the non-perturbative QCD parameters are taken from the most recent lattice QCD determinations: as a general prescription, we average the $N_f = 2 + 1 + 1$ and $N_f = 2 + 1$ FLAG numbers [5], using eq. (28) in Ref. [6] and including the results in Ref. [7]. The continuously updated set of numerical values used as inputs can be found at URL <http://www.utfit.org/>.

2 Updated inputs and results of the global fit in the SM

$[10^{-3}]$	excl.	incl.	$ V_{ub}/V_{cb} $	2D average
$ V_{cb} $	38.88 ± 0.60	42.19 ± 0.78	$(8.0 \pm 0.6)10^{-2}$	40.5 ± 1.1
$ V_{ub} $	3.65 ± 0.14	4.50 ± 0.20		3.74 ± 0.23

Table 1: V_{cb} and V_{ub} experimental inputs are shown as values. The individual V_{cb} and V_{ub} exclusive and inclusive numbers are taken from the most updated HFLAV averages [4].

For the inputs coming from the semileptonic B decays, we use the values shown in the left plot in Fig. 1 and listed in Table 1. The **UTfit** two-dimensional (2D) average shown is calculated with a 2D procedure inspired by the skeptical method of Ref. [9] with $\sigma = 1$. A very similar result is obtained from a 2D *à la* PDG [10] procedure. It is evident that exclusive and inclusive results persist in showing discrepancies at the level of about 3.3σ in the case of V_{cb} and about 3.4σ for V_{ub} . The effect of these deviations in the global fit results are shown in Figs. 1 and 2. The right plot in Fig. 1 shows the predictions for $\sin 2\beta$ from the SM global

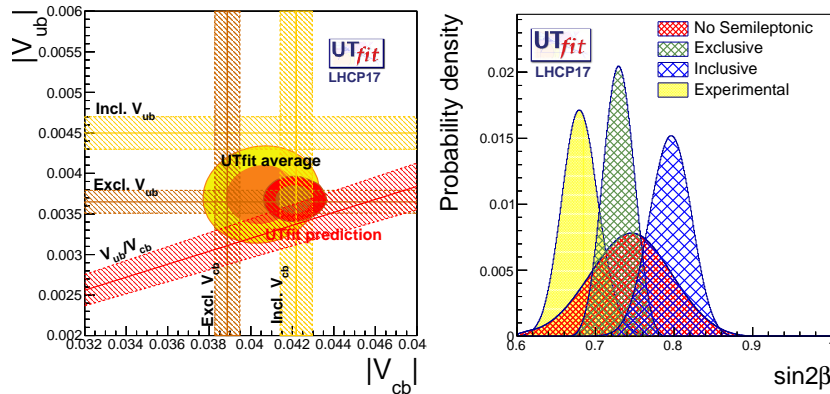


Figure 1: *Left*: $|V_{cb}|$ vs $|V_{ub}|$ plane showing the values reported in table 1. We include in the average the LHCb ratio measurement [8] that is shown as a diagonal band. *Right*: predictions on $\sin 2\beta$ from the SM global fits obtained when changing the inputs as indicated in the legend.

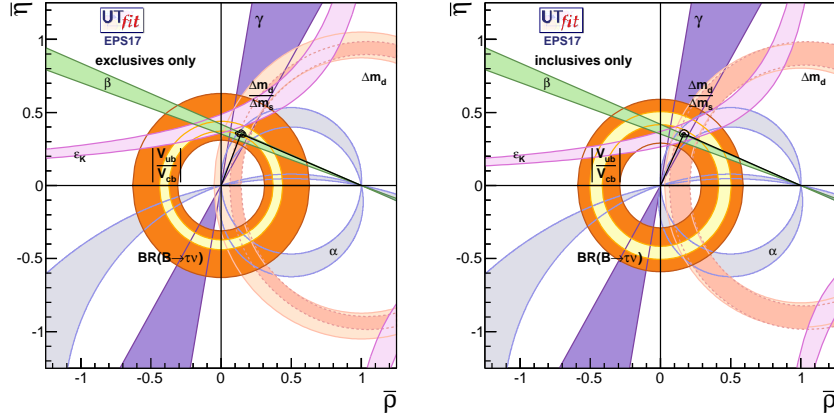


Figure 2: $\bar{\rho}$ - $\bar{\eta}$ plane with the SM global fit results using only exclusive inputs for both V_{ub} and V_{cb} (left) and using only inclusive inputs (right). The black contours display the 68% and 95% probability regions selected by the given global fit. The 95% probability regions selected by the single constraints are also shown.

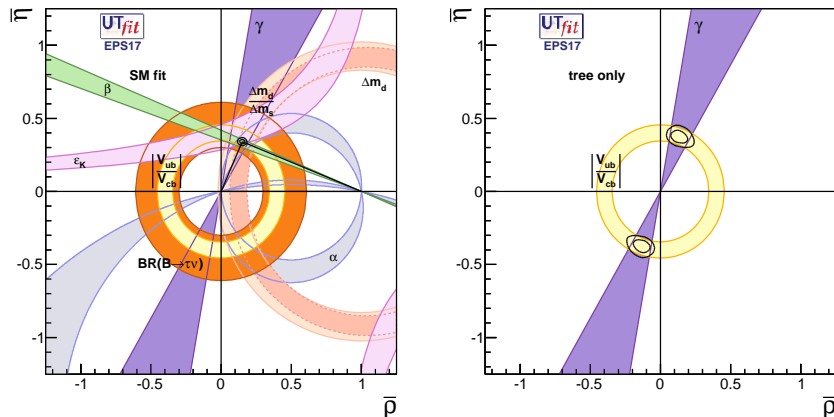


Figure 3: *Left*: $\bar{\rho}$ - $\bar{\eta}$ plane showing the result of the SM fit. *Right*: $\bar{\rho}$ - $\bar{\eta}$ plane showing the result of the tree-only fit. The black contours display the 68% and 95% probability regions selected by the given global fit. The 95% probability regions selected by the single constraints are also shown.

fits obtained when changing the inputs relative to the semileptonic B decays, using only exclusive inputs for both V_{ub} and V_{cb} , using only inclusive inputs or not using the V_{ub} and V_{cb} inputs at all. The experimental value for $\sin 2\beta$ is also shown for comparison. Fig. 2 shows the global fit results on the $\bar{\rho}$ - $\bar{\eta}$ plane using only exclusive inputs for both V_{ub} and V_{cb} or using only inclusive inputs. These inclusive-vs-exclusive discrepancies have been highlighted and discussed by the **UTfit** collaboration since 2006 [11].

The angle γ of the UT is extracted from V_{cb} and V_{ub} mediated transitions in $B \rightarrow D^{(*)}K^{(*)}$ decays. The current **UTfit** input value for γ is $(69.8 \pm 5.9)^\circ$, updated after the winter 2017 experimental results. The angle α of the UT is obtained from charmless two-body B decays in $\pi\pi$, $\rho\rho$ or $\rho\pi$ final states via isospin analyses. The current **UTfit** value of the SM solution corresponds to $\alpha_{SM} = (94.2 \pm 4.5)^\circ$ [12, 13].

Using the latest inputs and our Bayesian framework, we perform the global fit to extract the CKM matrix parameters $\bar{\rho}$ and $\bar{\eta}$: we obtain $\bar{\rho} = 0.151 \pm 0.014$ and $\bar{\eta} = 0.342 \pm 0.013$. The left plot in Fig. 3 shows the result of the SM fit on the $\bar{\rho}$ - $\bar{\eta}$ plane, while the right figure shows the “tree-only” fit when only tree-level measurements are included ($|V_{ub}/V_{cb}|$ and γ assumed NP-free).

We also perform our fit separating two sets of inputs as shown in Figure 4: the “angle-only” fit using as constraints β , α and γ measurements and the “sides-and- ε_K ” fit using $|V_{ub}/V_{cb}|$, Δm_d , Δm_s , and ε_K . The comparison between the $\bar{\rho}$ and $\bar{\eta}$ values extracted from these two fit configurations represents the current

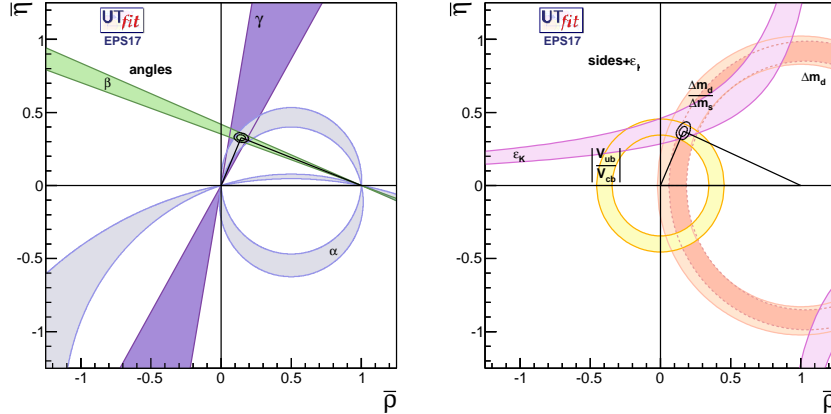


Figure 4: *Left*: $\bar{\rho} - \bar{\eta}$ plane showing the result of the SM fit using only the UT angles as constraints. *Right*: $\bar{\rho} - \bar{\eta}$ plane showing the result of the SM fit using the UT sides and the kaon mixing as constraints. The black contours display the 68% and 95% probability regions selected by the given global fit. The 95% probability regions selected by the single constraints are also shown.

tension of the SM inputs. From the “angle-only” fit we obtain $\bar{\rho} = 0.143 \pm 0.022$ and $\bar{\eta} = 0.327 \pm 0.015$. From the “sides-and- ϵ_K ” fit we obtain $\bar{\rho} = 0.164 \pm 0.020$ and $\bar{\eta} = 0.372 \pm 0.025$.

The main tension still present in the global fit comes from the inclusive-vs-exclusive values of the semileptonic determinations: for example, the inclusive $|V_{ub}|$ value shows a $\sim 3.8\sigma$ discrepancy with respect to the rest of the fit.

3 Result of the global fit beyond the SM

We now consider the UT analysis performed reinterpreting the experimental observables including possible model-independent NP contributions. The NP effects considered here are those entering the neutral meson mixing ($\Delta F = 2$ transitions). They can be parameterised in a general way as:

$$\frac{\langle B_q | H_{\text{eff}}^{\text{full}} | \bar{B}_q \rangle}{\langle B_q | H_{\text{eff}}^{\text{SM}} | \bar{B}_q \rangle} = \left(1 + \frac{A_q^{\text{NP}}}{A_q^{\text{SM}}} e^{2i(\phi_q^{\text{NP}} - \phi_q^{\text{SM}})} \right)$$

where in the SM it is $A_q^{\text{NP}} = 0$ and $\phi_q^{\text{NP}} = 0$. $H_{\text{eff}}^{\text{SM}}$ is the SM $\Delta F = 2$ effective Hamiltonian, while $H_{\text{eff}}^{\text{full}}$ is its extension in a general NP model, and $q = d$ or s . The following experimental inputs are added to the NP global fit to extract information on the B_s system: the semileptonic asymmetry in B_d and B_s decays, the di-muon charge asymmetry, the B_s lifetime from flavour-specific final states, and the CP-violating phase and the decay-width difference for B_s mesons from the time-dependent angular analysis of $B_s \rightarrow J/\psi\phi$ decays. The values used as inputs are taken from the HFLAV [4] averages.

Using the latest inputs, we perform the full NP analysis and the result of this global fit selects a region of the $(\bar{\rho}, \bar{\eta})$ plane which is consistent with the result of the SM analysis. This can be seen in the left $\bar{\rho} - \bar{\eta}$ plot in Fig. 5. The $\bar{\rho}$ and $\bar{\eta}$ values extracted from the NP global fit are $\bar{\rho} = 0.154 \pm 0.029$ and $\bar{\eta} = 0.377 \pm 0.029$. Simultaneously, the NP parameters are extracted and their allowed ranges are shown in the two right plots in Fig. 5. The current tension of the SM picture is reflected in the B_d sector. In general a 30 – 40% effect is allowed at 95% probability, given the current sensitivities.

If we now consider the most general effective Hamiltonian for $\Delta F = 2$ processes ($H_{\text{eff}}^{\Delta F=2}$), we can translate the current constraints into allowed ranges for the Wilson coefficients of $H_{\text{eff}}^{\Delta F=2}$. The full procedure and analysis details are given in [14]. These coefficients have the general form

$$C_i(\Lambda) = \frac{F_i L_i}{\Lambda^2}$$

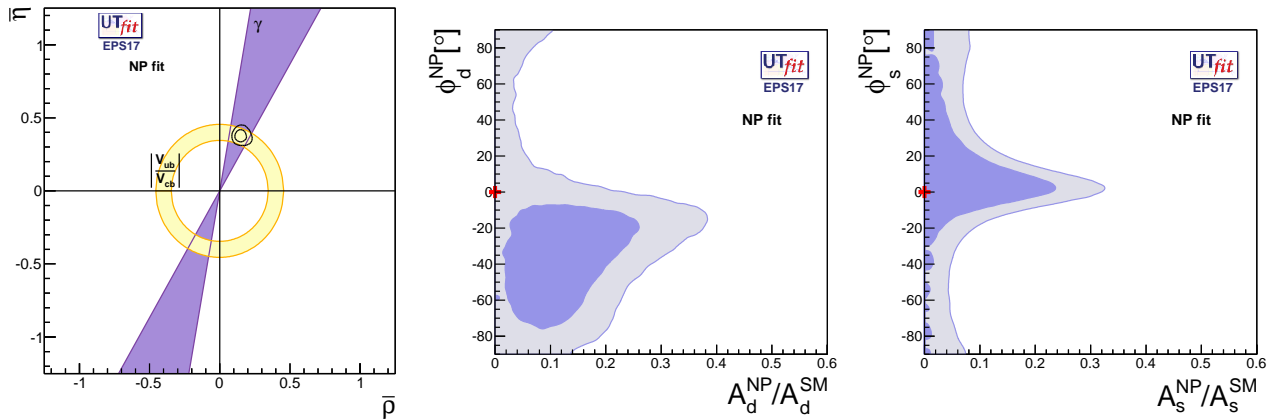


Figure 5: NP parameters in the B_d system (left) and B_s system (right), where 68% (dark) and 95% (light) probability regions are shown in the $A_q^{\text{NP}}/A_q^{\text{SM}} - \phi_q^{\text{NP}}$ planes. The red cross represents the SM expectation.

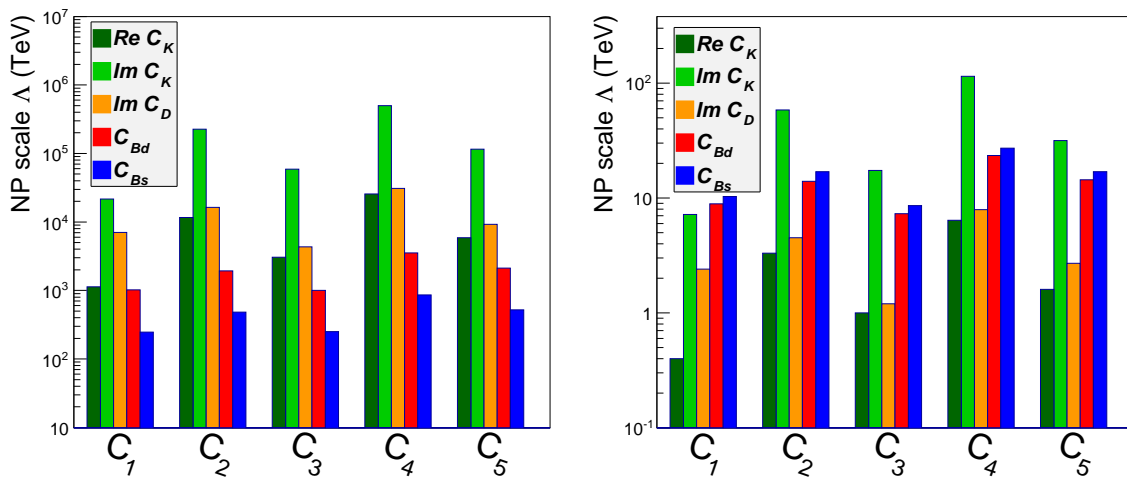


Figure 6: Summary of the 95% probability lower bound on the NP scale Λ for strongly-interacting NP in the general NP scenario (left) and in the NMFV scenario (right). Results from all the neutral meson systems are shown.

where F_i is a function of the (complex) NP flavour couplings, L_i is a loop factor that is present in models with no tree-level Flavour Changing Neutral Currents, and Λ is the scale of NP, *i.e.* the typical mass of the new particles mediating $\Delta F = 2$ transitions. For a generic strongly-interacting theory with arbitrary flavour structure, one expects $F_i \sim L_i \sim 1$ so that the allowed range from the fit for each of the $C_i(\Lambda)$ can be immediately translated into a lower bound on Λ . Specific assumptions on the flavour structure of NP, for example Next-to-Minimal [15] Flavour Violation (NMFV), correspond to particular choices of the F_i functions. In the case of NMFV, we have $|F_i| = F_{\text{SM}}$ with an arbitrary phase [15]. To obtain the lower bound on Λ for loop-mediated contributions, one simply multiplies the bounds we quote in the following by $\alpha_s \sim 0.1$ or by $\alpha_W \sim 0.03$.

In the case of the general NP scenario, left plot in Fig. 6 shows the case of arbitrary NP flavour structures ($|F_i| \sim 1$) with arbitrary phase and $L_i = 1$ corresponding to strongly-interacting and/or tree-level NP. The overall constraint on the NP scale comes from the kaon sector ($\text{Im } C_K^4$ in Fig. 6) and it is translated into $\Lambda_{\text{gen}} > 5.0 \cdot 10^5$ TeV. As we are considering arbitrary NP flavour structures, the constraints on the NP scale are very tight due to the absence of the CKM or any flavour suppression.

In the NMFV case, the strongest bound is again obtained from the kaon sector ($\text{Im } C_K^4$ in right plot in Fig. 6) and it translates into the weaker lower limit $\Lambda_{\text{NMFV}} > 114$ TeV. In this latter case and in the current scenario, the B_s system also provides quite stringent constraints.

In conclusion, a loop suppression is needed in all scenarios to obtain NP scales that can be reached at the LHC. For NMFV models, an α_W loop suppression might not be sufficient, since the resulting NP scale is still of the order of 11 TeV. The general model is out of reach even for α_W (or stronger) loop suppression. Finally, the reader should keep in mind the possibility of accidental cancellations among the contribution of different operators, that might weaken the bounds we obtained.

References

- [1] N. Cabibbo, *Unitary symmetry and leptonic decays*, *Phys. Rev. Lett.* **10** (Jun, 1963) 531–533; M. Kobayashi and T. Maskawa, *CP Violation in the Renormalizable Theory of Weak Interaction*, *Prog. Theor. Phys.* **49** (1973) 652–657.
- [2] M. Ciuchini et al., *2000 CKM triangle analysis: A Critical review with updated experimental inputs and theoretical parameters*, *JHEP* **0107** (2001) 013, [[hep-ph/0012308](#)].
- [3] UTFIT collaboration, M. Bona et al., *The 2004 UTfit collaboration report on the status of the unitarity triangle in the standard model*, *JHEP* **0507** (2005) 028, [[hep-ph/0501199](#)].
- [4] Y. Amhis et al., *Averages of b-hadron, c-hadron, and τ -lepton properties as of summer 2016*, [1612.07233](#).
- [5] S. Aoki et al., *Review of lattice results concerning low-energy particle physics*, [1607.00299](#).
- [6] EUROPEAN TWISTED MASS collaboration, N. Carrasco et al., *Up, down, strange and charm quark masses with $N_f = 2+1+1$ twisted mass lattice QCD*, *Nucl. Phys.* **B887** (2014) 19–68, [[1403.4504](#)].
- [7] FERMILAB LATTICE, MILC collaboration, A. Bazavov et al., *$B_{(s)}^0$ -mixing matrix elements from lattice QCD for the Standard Model and beyond*, *Phys. Rev.* **D93** (2016) 113016, [[1602.03560](#)].
- [8] LHCb collaboration, R. Aaij et al., *Determination of the quark coupling strength $|V_{ub}|$ using baryonic decays*, *Nature Phys.* **11** (2015) 743–747, [[1504.01568](#)].
- [9] G. D’Agostini, *Sceptical combination of experimental results: General considerations and application to epsilon-prime / epsilon*, *Submitted to: Phys. Rev. D* (1999) , [[hep-ex/9910036](#)].
- [10] PARTICLE DATA GROUP collaboration, C. Patrignani et al., *The Review of Particle Physics*, *Chin. Phys. C* **40** (2016) 100001.
- [11] UTFIT collaboration, M. Bona et al., *The Unitarity Triangle Fit in the Standard Model and Hadronic Parameters from Lattice QCD: A Reappraisal after the Measurements of Δm_s and $BR(B \rightarrow \tau \nu_\tau)$* , *JHEP* **0610** (2006) 081, [[hep-ph/0606167](#)].
- [12] UTFIT collaboration, M. Bona et al., *Improved Determination of the CKM Angle alpha from B to pi pi decays*, *Phys. Rev.* **D76** (2007) 014015, [[hep-ph/0701204](#)].
- [13] M. Bona [on behalf of the UTfit Collaboration], *Unitarity Triangle analysis in the Standard Model from the UTfit collaboration*, *PoS(ICHEP2016)554* (2016) .
- [14] UTFIT collaboration, M. Bona et al., *Model-independent constraints on $\Delta F = 2$ operators and the scale of new physics*, *JHEP* **0803** (2008) 049, [[0707.0636](#)].
- [15] K. Agashe et al., *Next to minimal flavor violation*, [hep-ph/0509117](#).