

Potential Impact of a New GEM-based Detector on CMS Triggering

A. CASTANEDA^{1c}, D. ABBANEO^a, M. ABBRESCIA^b, M. ABI AKL^c, C. ARMAINGAUD^a, P. ASPELL^a, Y. ASSRAN^d, S. BALLY^a, Y. BAN^e, P. BARRIA^f, L. BENUSSI^g, V. BHOPATKAR^h, S. BIANCO^g, J. BOS^a, O. BOUHALI^c, J. CAI^e, C. CALABRIA^b, S. CAUWENBERGHⁱ, A. CELIK^j, J. CHRISTIANSEN^a, S. COLAFRANCESCHI^a, A. COLALEO^b, A. CONDE GARCIA^a, G. DE LENTDECKER^f, R. DE OLIVEIRA^a, G. DE ROBERTIS^b, S. DILDICKⁱ, S. FERRY^a, W. FLANAGAN^j, J. GILMORE^j, A. GUTIERREZ^k, K. HOEPFNER^m, M. HOHLMANN^h, T. KAMON^j, P.E. KARCHIN^k, V. KHOTILOVICH^j, S. KRUTELYOV^j, F. LODDO^b, T. MAERSCHALK^f, G. MAGAZZU^l, M. MAGGI^b, Y. MAGHRBI^c, A. MARCHIORO^a, A. MARINOV^a, J.A. MERLIN^a, S. NUZZO^b, E. OLIVERI^a, B. PHILIPPS^m, D. PICCOLO^g, H. POSTEMA^a, A. RADI^d, R. RADOGNA^b, G. RAFFONE^g, A. RANIERI^b, A. RODRIGUES^a, L. ROPELEWSKI^a, A. SAFONOV^j, A. SAKHAROV^k, S. SALVAⁱ, G. SAVIANO^g, A. SHARMA^a, A. TATARINOV^j, H. TENG^e, N. TURINI^l, J. TWIGGER^h, M. TYTGATⁱ, M. VAN STENIS^a, E. VERHAGEN^f, Y. YANG^f, N. ZAGANIDISⁱ, F. ZENONI^f

^aCERN, GENEVA, SWITZERLAND

^bPOLITECNICO DI BARI, UNIVERSITÀ DI BARI AND INFN SEZIONE DI BARI, BARI, ITALY

^cTEXAS A&M UNIVERSITY AT QATAR, DOHA, QATAR

^dACADEMY OF SCIENTIFIC RESEARCH AND TECHNOLOGY, ENHEP, CAIRO, EGYPT

^ePEKING UNIVERSITY, BEIJING, CHINA

^fUNIVERSITÉ LIBRE DE BRUXELLES, BRUSSELS, BELGIUM

^gLABORATORI NAZIONALI DI FRASCATI - INFN, FRASCATI, ITALY

^hFLORIDA INSTITUTE OF TECHNOLOGY, MELBOURNE, USA

ⁱGHENT UNIVERSITY, DEPT. OF PHYSICS AND ASTRONOMY, GENT, BELGIUM

^jTEXAS A&M UNIVERSITY, COLLEGE STATION, USA

^kWAYNE STATE UNIVERSITY, DETROIT, USA

^lINFN SEZIONE DI PISA, PISA, ITALY

^mRWTH AACHEN UNIVERSITY, III PHYSIKALISCHES INSTITUT A, AACHEN, GERMANY

ABSTRACT: With the increases in the LHC instantaneous luminosity, maintaining effective triggering and avoiding dead time will become especially challenging. As the sensitivity of many physics studies, depends critically on the ability to maintain relatively low muon momentum thresholds, the identification of potential improvements in triggering is particularly important. The addition of a new muon detector to the existing CMS muon system in the very forward region allows for a substantial improvement in the performance of muon triggering. Integration of the new detector and the existing Cathode Strip Chamber system can improve the muon trigger momentum resolution due to an increase in the lever arm for the measurement of the muon bending angle.

DPF 2013

The Meeting of the American Physical Society

Division of Particles and Fields

Santa Cruz, California, August 13–17, 2013

¹Corresponding author

1 Introduction

The CMS muon system [1] is designed to provide a robust, redundant and fast identification of the muons traversing the detector. For the initial phase of the CMS experiment, three types of gaseous detection technologies have been chosen according to the different background rates and magnetic field the detectors have to withstand. In the central region Drift Tube Chambers (DTs) are used, for the endcap region where the background rate is higher and the magnetic field is more intense cathode strip chambers (CSCs) are selected, in addition to assure an unambiguous bunch crossing identification and to build up a robust and redundant system Resistive Plate Chambers (RPCs) both in the barrel and endcap are used, providing a fast and accurate time measurement. As the the LHC approaches to the the expected maximum instantaneous luminosity scenario ($\sim 10E34 \text{ cm}^{-2}\text{s}^{-1}$) keeping the rates under control and the momentum thresholds low enough to perform some of the physics searches (including some exotic Higgs signatures) represent a big challenge. While redundancy in the muon identification is assured in most of the detector volume, in the very forward region $|\eta| > 1.6$ the CMS muon identification relies entirely on the CSC system, which has been showing a good performance but, in the very high luminosity scenario, with about 20-40 interactions superimposed and with only being able to use some of the event information the trigger performance will degrade. We will show that the presence of a second muon detector in that region could improve the muon reconstruction and triggering, by measuring the muon bending angle between the two detectors the rate of "mismeasured" muons can be reduced and at the same time a very high reconstruction efficiency can be achieved.

2 The CMS-GEM Project

The CMS-GEM collaboration [2] has proposed the installation of two new stations of muon detector using Gas Electron Multiplier (GEM) technology and covering the pseudo-rapidity range between 1.6 and 2.4. The GEM chambers will be tentatively located just in front of the existing ME1/1 and ME2/1 CSC stations in this way they can act together as a combined muon identification system and extend the trigger and reconstruction capabilities. A visual representation of the proposed location of the GEM stations among the existing gaseous detectors is presented in Figure 1. The GEM detector is a thin metal-coated polymer foil perforated with a high density of holes (50-100/mm²), each hole acting as the multiplication region, single GEMs can operate up to gains of several thousands and can be used in tandem, the collaboration has decided to use Triple-GEM layer detector which ensure a safe operation at lower voltage. The gas volume is filled with Ar/CO₂/CF₄ mixture which was found to

be the most optimal and the one that can offer a time resolution of 5ns with an excellent spatial resolution of the order of $100\mu\text{m}$ [3]. GEM detectors are rather insensitive to ageing under sustained irradiation which implies that the detector could be operated without degradation at even higher integrated charges. Single Triple-GEM chambers will be mounted face-to-face to form a double layer detector called "Super-Chamber".

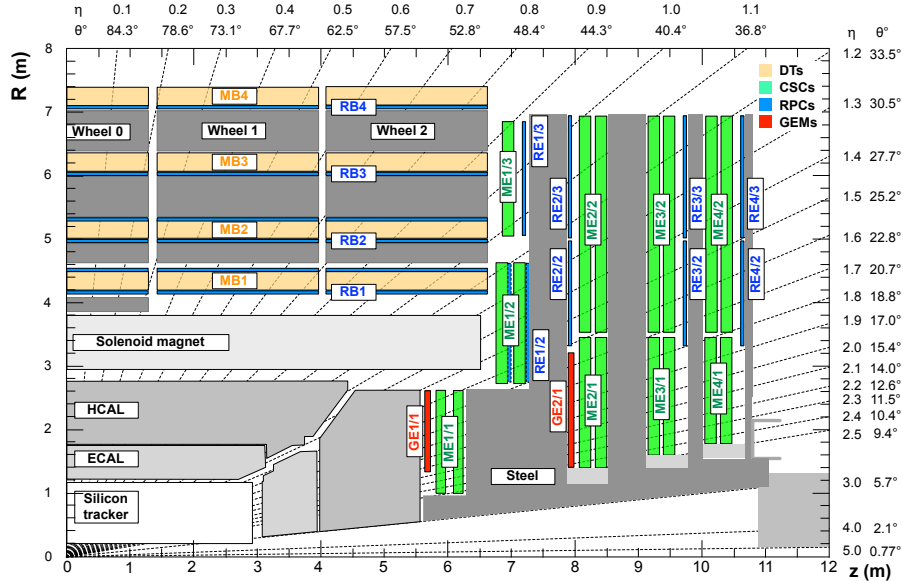


Figure 1: R-z view of the CMS detector showing the position of the different gaseous muon detectors, in the barrel region: Drift Tubes (yellow) and Resistive Plate chambers (blue). In the endcap region: Cathode Strip Chambers (green) and RPCs (blue) for $|\eta| < 1.6$ and in the very forward region ($1.6 < |\eta| < 2.4$) the CSCs and the proposed new GEM stations (red).

One of the main purposes of the proposed GEM detector system is to provide an additional muon trigger source redundant with the CSC trigger to ensure robust triggering on forward muons at the high luminosity LHC scenario and beyond. GEM simulation assumes that the trigger is to be derived by the same or similar trigger hardware system as the current RPC system, alternatively CMS could consider designing a new L1 GEM trigger system fully tailored to GEM capabilities, however the RPC trigger emulation was considered as a starting point for the GEM trigger studies. The main goal of a muon detector is to identify high- p_T muons produced near-by the interaction point, determine the bunch crossing they originate from, estimate their transverse momentum, and provide information on how good this momentum determination is by calculating a "muon candidate quality" figure-of-merit. In the case of the CMS muon trigger system the information of every sub-detector is sent to

the Global Muon Trigger (GMT) system which matches the information and decide to keep or reject the muon candidate. GEM system design and position was chosen to work together with the CSCs, the performance of the combined system depends entirely on the capabilities of each sub-detector, the next two sections will be devoted to review the muon identification and triggering done with the CSC system and how the performance will be improved by adding the GEM information.

3 Muon identification with the CSC system

CSC chambers consist of arrays of positively charged "anode" wires crossed with negatively-charged copper "cathode" strips within a gas volume, when muons pass through, they knock electrons off the gas atom, which flock the anode wires creating an avalanche of electrons. Because the strips and the wires are perpendicular, we get the two position coordinates for each passing particle. In addition to provide precise space and time information, their closely spaced wires make the CSCs fast detectors suitable for triggering. Each CSC module contain six layers making it able to accurately identify muons and match their tracks to those in the tracker, this multilayer design also provide low sensitivity for the background contribution from neutrons and low energy photons. The way the Local CSC trigger system works is the following: anode and cathode signals (from every layer in the CSC chamber) are correlated in time and matched to defined patterns to form muon segments, also known as Local Charged Tracks (LCTs) or "stubs" as represented in Figure 2. The LCTs are sent to the CSC Track Finder [4] which links the segments from the different endcap CSC stations, each CSC Track Finder can find up to three candidates that are sorted according to their quality and the best ones are sent to the GMT. In a high luminosity scenario and with only the CSC system working in the very forward region ($1.6 < \eta < 2.4$) an alternative solution to reduce the trigger rate would be to increase the requirement on number of "stubs" (up to a maximum of four), this will effectively reduce the rate but at the same time will lower the statistics to non-acceptable values. The current configuration of the GMT requires to have at least three "stubs" in any of the CSC stations or two "stubs" (one of them in ME1/1).

4 GE1/1-ME1/1 combined system and the measurement of the muon bending angle

The innermost CSC station (ME1/1) has a special relevance due to the fact that the magnetic field is more intense in this region, therefore the muon resolution is highly

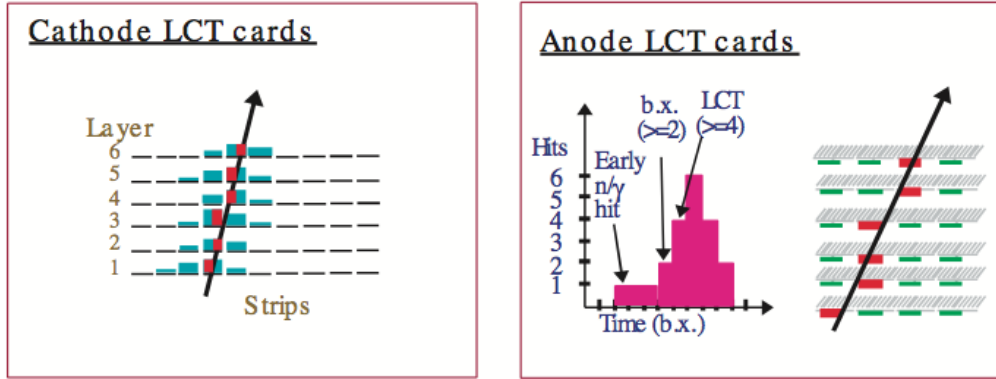


Figure 2: Principle of the CSC Local Trigger system. Anode and Cathode signals form muon segments, also known as Local Charged Tracks (LCTs).

driven by this station. This was one of the motivations for the GEM collaboration to start the project with the installation of a GEM station (GE1/1) in front of the of the existing CSC ME1/1 station. One of the advantage of having two muon detectors within a small distance and not affected by any shielding between them is the possibility to measure with good accuracy the bending angle between the two detectors as shown in Figure 3. GEM signals are matched with the muon candidates

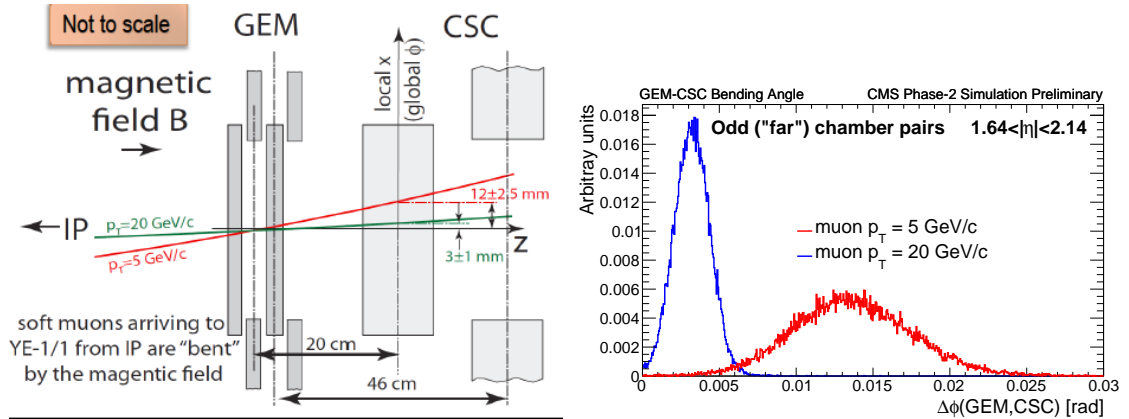


Figure 3: Left: Visualization of the GEM and CSC chambers and the muon bending angle for a low and high- p_T muon track, right: The bending angle distribution measured between GE1/1 and ME1/1 stations, the plot was produced using two Monte Carlo samples for low and high- p_T muons, the discrimination power between a 5 GeV and a 20 GeV muon is evident.

from the CSC system for a specific bunch crossing and from the position in the two chambers we are able to calculate the bending. This variable has been measured

using a full CMS Monte Carlo Simulation, a set of Monte Carlo Minimum Bias and Muon Gun samples were generated to study rates and efficiency respectively, from the results it is clear that the bending angle distribution provides a powerful tool to discriminate between low and high- p_T muons as shown in Figure 3, this extra information can be used by the trigger system to reduce the rate of mismeasured muons and with this also the trigger rate offering the the possibility of lowering the muon momentum thresholds. In the Figure 4 it is shown the improvement in the rate by using the combined GEM-CSC trigger system compared with different scenarios of the only CSC system, the results presented were obtained assuming a luminosity scenario of $4 \times 10^{34} \text{cm}^{-2} \text{s}^{-1}$. Even in the tighter CSC only scenario the addition of GEM information further reduce the rate, for instance, for muons with $p_T > 25 \text{ GeV}$ the rate is reduced by a factor of five.

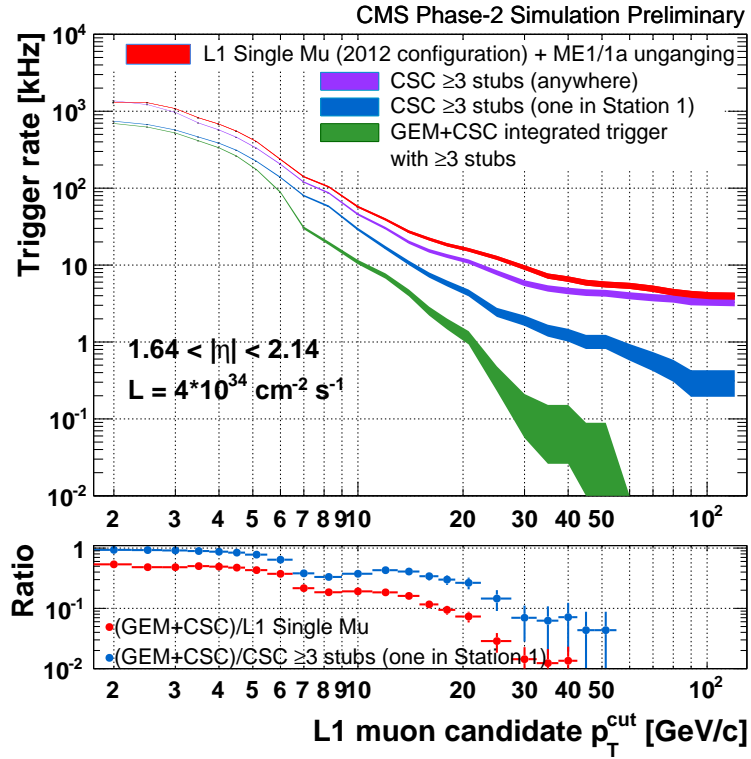


Figure 4: Comparison of the trigger rates for the Global Muon Trigger in the 2012 configuration with at least 3 stubs (loose), at least 3 stubs with at least one 1 stub from ME1/b (medium), and at least one 3 stubs with at least one 1 stub from ME1/b and a GEM pad signal (tight). The bottom plot shows the ratio of tight/GMT and tight/medium

5 Summary and Outlook

The CMS-GEM collaboration has proposed the installation of two stations of Gaseous Electron Multiplier (GEM) detectors in the very forward region of the CMS detector ($|\eta| > 1.6$), this new detector technology is designed to work together with the existing CSC chambers to provide a redundant and robust identification of muons. From Monte Carlo simulation studies it has been shown that in the high LHC luminosity scenario having two muon detectors near-by will help to reduce the trigger rate and as a consequence the possibility of lowering then muon the p_T thresholds, if we are able to measure with good accuracy the muon bending angle between the two detectors.

ACKNOWLEDGMENTS

The corresponding author is supported by the Qatar National Research Fund (QNRF) under project NPRP-5-464-1-080

References

- [1] *The CMS experiment at the CERN LHC*, S. Chatrchyan *et al*, The CMS Collaboration, J. Instrum 3 (2008) S08004
- [2] *A GEM Detector System for an upgrade of the High-eta Muon Endcap Stations GE1/1 and ME1/1 in CSM*, D.Abbaneo *et al*. <http://arxiv.org/abs/1211.1494>
- [3] *GEM based detector for future upgrade of the CMS forward muon system*, D. Abbaneo *et al*, Nucl. Instr. Meth. Phys. Res. A 494 (2002) 156-162
- [4] *CMS The TriDAS Project*, Technical Design Report, CERN/LHCC 2000-38, December 2000, page 381.