

Next-to-Leading Order Analysis of Inclusive and Semi-inclusive Polarized Data

D. de Florian^a, O.A. Sampayo^b, R. Sassot^c

^a*Theoretical Physics Division, CERN, CH-1211 Geneva 23, Switzerland*

^b*Departamento de Física, Universidad Nacional de Mar del Plata
Funes 3350, (7600) Mar del Plata, Argentina*

^c*Departamento de Física, Universidad de Buenos Aires
Ciudad Universitaria, Pab.1 (1428) Bs.As., Argentina*

Abstract

We present a combined next-to-leading order QCD analysis to data on both inclusive and semi-inclusive polarized deep inelastic scattering asymmetries. Performing NLO QCD global fits with different sets of observables, we evaluate the impact of the very recent semi-inclusive results presented by SMC in the extraction of NLO polarized parton distributions.

CERN-TH/97-71
April 1997

1 Introduction

In recent years, considerable attention has been paid to polarized deep inelastic scattering experiments, to the interpretation of the corresponding data in the framework of perturbative QCD, and to the phenomenological extraction of non-perturbative spin-dependent parton distributions [1, 2, 3].

The intense activity around these issues have come not only from the interesting developments and discussions that have arisen in each of them, but also from the fact that, combined, they are the most appropriate tools to unveil the spin structure of nucleons, a subject that is still being debated.

In fact, an increasing amount of high-precision totally inclusive data, collected by different collaborations over the last few years [4-18], combined with the recent computation of the complete perturbative QCD corrections up to next-to-leading order of the inclusive cross sections [19, 20], have lead to several QCD analyses and also extractions of polarized parton distributions [15,20-23]. However, many of the results obtained in those analyses, and particularly in the derivation of parton distributions, depend strongly on non-trivial assumptions, which seem to be unavoidable until additional data are available.

One of the sources foreseen for additional data that can be included in those analyses is the so-called semi-inclusive spin-dependent asymmetries. These asymmetries are particularly sensitive to specific combinations of partons of different flavours and nature, and have been proposed and used to study the valence-quark distributions in the proton [13]. Even though this kind of data have been available for some time [5, 13], it had limited statistics and up to now only Q^2 -independent analyses have been performed on it.

More recently, a large amount of more accurate semi-inclusive data have been produced, and also the appropriate perturbative tools for their analysis have been developed. The new SMC data [25], which cover the same kinematical range as given by the inclusive measurements, superseded previous presentations with reduced uncertainties. From a more theoretical point of view, the complete NLO QCD corrections to spin-dependent

semi-inclusive asymmetries have recently been computed in a consistent factorization scheme [26, 27]. There, NLO effects have been estimated, in particular for some observables originally proposed to disentangle valence-quark contributions, and the effects of different kinematical cuts have been analysed.

In this way, the new data not only allow a more comprehensive analysis of polarized deep inelastic scattering, but also provide a precise test ground for the recently proposed framework for the computation of higher-order corrections in semi-inclusive processes. Consequently, in this paper we first evaluate the effect of including the available semi-inclusive data in global LO and NLO QCD analyses, sum rules estimates, and parton distribution functions. In this task, we pay special attention to the release of different constraints usually assumed to be valid, such as flavour symmetry relations in the estimates of the first moments of the distributions. Then, we analyse the constraining power of the semi-inclusive data on the parton distributions, and finally we make definite predictions for the forthcoming experiments [28, 29].

2 Definitions

In order to fix notation and conventions, we summarize in this section the expressions for the LO and NLO inclusive and semi-inclusive spin-dependent asymmetries. These asymmetries are written in terms of polarized parton distributions, fragmentation and fracture functions, with the corresponding coefficient functions, defined within a definite factorization prescription.

For the totally inclusive case, the spin-dependent asymmetries are given by [1]:

$$A_1^N(x, Q^2) \simeq \frac{g_1^N(x, Q^2)}{F_1^N(x, Q^2)} = \frac{g_1^N(x, Q^2)}{F_2^N(x, Q^2)/\{2x[1 + R^N(x, Q^2)]\}}, \quad (1)$$

where the inclusive spin-dependent nucleon structure function $g_1^N(x, Q^2)$ can be decomposed into convolutions between parton densities $\Delta q_i(x, Q^2)$, $\Delta g(x, Q^2)$, and coefficient functions $\Delta C_i(x)$:

$$g_1^N(x, Q^2) = \frac{1}{2} \sum_{q, \bar{q}} e_q^2 \left\{ \Delta q(x, Q^2) + \frac{\alpha_s(Q^2)}{2\pi} [\Delta C_q \otimes \Delta q + \Delta C_g \otimes \Delta g] \right\}, \quad (2)$$

where the convolution product is defined by

$$\Delta C_f \otimes \Delta f(x, Q^2) \equiv \int_x^1 \frac{dz}{z} \Delta C_f(z) \Delta f\left(\frac{x}{z}, Q^2\right). \quad (3)$$

It is customary to define the coefficient functions in either the usual \overline{MS} scheme or in other schemes with different factorization properties [30]. In the \overline{MS} scheme, used throughout the present analysis, the coefficients are given by:

$$\begin{aligned} \Delta C_q(x) &= C_F \left[(1+x^2) \left(\frac{\ln(1-x)}{1-x} \right)_+ - \frac{3}{2} \frac{1}{(1-x)_+} \right. \\ &\quad \left. - \frac{1+x^2}{1-x} \ln x + 2+x - \left(\frac{9}{2} + \frac{\pi^2}{3} \right) \delta(1-x) \right] \\ \Delta C_g(x) &= \frac{1}{2} \left[(2x-1) \left(\ln \frac{1-x}{x} - 1 \right) + 2(1-x) \right]. \end{aligned} \quad (4)$$

A more detailed discussion about these, including their Mellin moments in different factorization schemes, can be found in Ref. [21].

Analogously, for the semi-inclusive asymmetries, the full NLO expression can be written as:

$$A_1^{Nh}(x, Q^2)|_Z \simeq \frac{\int_Z dz g_1^{Nh}(x, z, Q^2)}{\int_Z dz F_1^{Nh}(x, z, Q^2)}, \quad (5)$$

where the superscript h denotes the hadron detected in the final state, and the variable z is given by the ratio between the hadron energy and that of the spectators in the target ($z = E_h/[E_N(1-x)]$, with the energies given in the γ^*p CM frame). The region Z , over which z is integrated, is determined by kinematical cuts applied when measuring the asymmetries. These are applied in order to suppress target fragmentation contributions and are often given in terms of lower limit in the variable $z_h = P \cdot h/P \cdot q$.

The semi-inclusive spin-dependent structure function $g_1^{Nh}(x, z, Q^2)$ can again be decomposed into convolutions between parton densities $\Delta q_i(x, Q^2)$, $\Delta g(x, Q^2)$, unpolarized fragmentation functions $D_{h/j}(z, Q^2)$, coefficient functions ΔC_{ij} , and polarized fracture functions $\Delta M_i^h(x, z, Q^2)$, the latter being given by the contribution to the target fragmentation region [26] as

$$\begin{aligned}
g_1^{Nh}(x, z, Q^2) &= \sum_{q, \bar{q}} e_q^2 \left\{ \Delta q_i(x, Q^2) D_{h/i}(z, Q^2) + \frac{\alpha_s(Q^2)}{2\pi} [\Delta q_i \otimes \Delta C_{ij} \otimes D_{h/j} \right. \\
&+ \Delta q_i \otimes \Delta C_{ig} \otimes D_{h/g} + \Delta g \otimes \Delta C_{gj} \otimes D_{h/j}] \\
&+ \left. \Delta M_{q_i}^h(x, z, Q^2) + \frac{\alpha_s(Q^2)}{2\pi} [\Delta M_{q_i}^h \otimes \Delta C_i + \Delta M_g^h \otimes \Delta C_g] \right\}. \tag{6}
\end{aligned}$$

A complete computation of this kind of observable and the full expressions for the corresponding coefficient functions in different factorization schemes can be found in Ref. [26]. An analogous expression can be written for the unpolarized semi-inclusive structure function [31].

In order to be consistent with the factorization prescription chosen for the inclusive asymmetries in Eq. (3), the following counterterms for the semi-inclusive expressions have to be used

$$\begin{aligned}
\Delta \tilde{f}_q^F(u, \rho) &= 4(u-1) \delta(1-\rho) \\
\Delta \tilde{f}_q^{MI}(u, \rho) &= 4(u-1) \delta(\rho-a) \\
\Delta \tilde{f}_q^{MH}(u) &= 4(u-1) \\
\Delta \tilde{f}_g^F(u, \rho) &= 0 \\
\Delta \tilde{f}_g^{MI}(u, \rho) &= 0 \\
\Delta \tilde{f}_g^{MH}(u, \rho) &= 0 \tag{7}
\end{aligned}$$

in the expressions of Ref. [26].

3 Hadronization and Input Distributions

The expressions for the semi-inclusive asymmetries given in the last section clearly show that the analysis of these asymmetries requires not only some knowledge of the unpolarized structure function $F_1^N(x, Q^2)$, as in the totally inclusive case, but also of details about the hadronization processes. These details come mainly through the unpolarized fragmentation functions $D_{h/i}(z, Q^2)$, which are present in both semi-inclusive structure functions $g_1^{Nh}(x, Q^2)$ and $F_1^{Nh}(x, Q^2)$, and also from fracture functions [27].

Charged pion and kaon fragmentation functions have been measured in different experiments, and the corresponding LO and NLO parametrizations have also been obtained [32, 33]. In our computations we use those of Ref. [33] and a parametrization of semi-inclusive EMC data [34] in order to distinguish between favoured and unfavoured distributions. The assumption of SU(3) symmetry for the sea distributions introduces negligible corrections for the charged asymmetries, but very large ones for the difference asymmetries. Although the main contributions to charged-particle fragmentation come from pions, we also include those related to kaons for completeness.

Unpolarized parton densities enter the analysis directly in the normalization of the inclusive asymmetries, and also convoluted with fragmentation functions in the semi-inclusive ones. At variance with the inclusive case, where the unpolarized observables F_2 and R used to obtain F_1 can be taken directly from the data, in the semi-inclusive case, these have to be computed using the parton distributions. Consequently, and in order to be consistent, throughout the present analysis all the unpolarized observables are constructed using the parton distributions of Ref. [35] in their LO and NLO (\overline{MS}) versions, according to the order of the fit, and with the appropriate QCD coefficients. In particular, this means that R is equal to zero at LO and is given by the corresponding perturbative expression at NLO. We also use GRV parton distributions in order to check the positivity constraints on polarized distributions, and the Λ_{QCD} values obtained in that analysis.

Polarized and unpolarized fracture functions [36, 31, 26] describe the details of hadronization processes coming mainly from target fragmentation region. Although their inclusion is crucial in order to consistently factorize collinear divergences, once this process is through, their actual contribution to the cross sections can be suppressed by imposing the appropriate kinematical cuts [27]. Consequently, we restrict our analysis to single asymmetries for $z_h > 0.2$, leaving for the moment the discussion of difference asymmetries, and neglecting fracture function contributions. Eventually, high-precision semi-inclusive experiments will allow accurate extractions of these distributions.

4 Initial Parton Distributions

Over the last couple of years, several NLO QCD global fits to data on totally inclusive polarized asymmetries have been presented [15,20-23]. The approaches implemented in each of these analyses generally differ not only according to the set of data available when they were performed, but also to the functional dependence, initial scale, and factorization prescription chosen for the input parton distributions, in analogy to what happens in spin-independent analyses.

However, at variance with what is found in the latter case, spin-dependent data allow equally good fits, i.e. with similar values of $\chi^2/\text{d.o.f.}$, but with parton distributions rather different in shape and normalization, even within the measured region. These differences are moderated for valence-quarks distributions, but rather large for sea quarks and gluons. A suggestive example of this, is given by the differences between the gluon normalizations of the most recent analyses [23, 18], even though both have been performed in the same AB factorization scheme and with almost the same data. In general, the fitting procedure prefers one set or another depending very strongly on the functional form of the initial parton distributions, and some additional constraints imposed over the distributions, such as positivity, flavour symmetry, or even more arbitrary assumptions, which may be freely chosen (with no significant consequence in the value of $\chi^2/\text{d.o.f.}$).

Consequently, although most of the analyses show some common global features, such as a non-negative and not very large polarized gluon density, regarding the extraction of polarized parton distributions, we are far from the accuracy attained in the unpolarized case; then, more inclusive data and new measurements will be necessary. In the mean time, in order to design useful experiments and make predictions for these new observables, we need parton distributions covering the wide range of possibilities allowed by present data.

These are the main reasons for which, in the present analysis, rather than adopting some or other stringent constraint on the normalization of the valence, sea quarks, or gluon densities, then singling out the set that presents the lowest χ^2 (given those and

other less apparent assumptions), we adopt a more flexible scheme for the valence and sea sectors, we put greater emphasis on the measured region, and we explore different gluon possibilities. It should be noticed that the usual constraints over the normalizations can in turn introduce a significant dependence on the functional behaviour assumed for the unmeasured region, and fix the values for the sum-rule estimates.

At variance with other parametrizations, we also include in our study the NLO analysis of semi-inclusive data, which is in principle specially sensitive to the valence sector and allows a further constraint on them. It is worth stressing that in this case it is not enough to deal with only quark-singlet and nonsinglet distributions as in the inclusive case [23]. In order to construct the semi-inclusive observables each flavour distribution has to be individualized. As we are primarily interested in the measured region, we adopt a rather simple parametric form for the input spin-dependent valence quark densities:

$$x\Delta q_V(x, Q_0^2) = N_{qV} \frac{x^{\alpha_q}(1-x)^{\beta_q}(1+\gamma_q x)}{B(\alpha_q+1, \beta_q+1) + \gamma_q B(\alpha_q+2, \beta_q+1)}, \quad (8)$$

where the parameters α_q and γ_q are obtained from the fitting procedure, and β_q is externally fixed by the positivity constraint with respect to GRV unpolarized parton distributions at large x . ($\beta_u = 3.00(3.33)$ and $\beta_d = 3.95(4.26)$ at LO(NLO)). The initial scale Q_0^2 is chosen to be 0.5 GeV^2 , which is sufficiently low as to induce through the evolution a more complex and appropriate x -dependence at higher scales. We have also tried different choices for the initial scale, finding very similar results for quarks but significant changes in the gluon density. This reflects a large uncertainty on the gluon distribution, not only regarding the x -dependence, but also on its first moment.

In order to trace and parametrize the departure from the SU(2) and SU(3) flavour symmetries, we define the normalization coefficients N_{qV} in terms of the F and D constants and two additional parameters. In this respect, it is customary to relate the first moment of the input parton densities to the F and D constants through relations like ¹

$$\delta u + \delta \bar{u} - \delta d - \delta \bar{d} = F + D \quad (9)$$

$$\delta u + \delta \bar{u} + \delta d + \delta \bar{d} - 2(\delta s + \delta \bar{s}) = 3F - D. \quad (10)$$

¹ The δ notation means that the first moment of the polarized distribution has been taken.

Imposing additional symmetry relations such as $\delta\bar{u} = \delta\bar{d}$ Eq. (9) becomes

$$\delta u_V - \delta d_V = F + D \quad (11)$$

and making $\delta\bar{u} = \delta\bar{d} = \delta\bar{s}$ Eq. (10) turns into

$$\delta u_V + \delta d_V = 3F - D. \quad (12)$$

Equations (11) and (12) completely fix the valence quark normalizations. These relations, although they are sensible approximations, may not be true, and their enforcement strongly depends on the unmeasured low- x behaviour of the densities. In order to relax these restrictions we propose:

$$\delta u_V - \delta d_V = (F + D)(1 + \epsilon_{Bj}) \quad (13)$$

and

$$\delta u_V + \delta d_V + 4(\delta\bar{u} - \delta s) = (3F - D)(1 + \epsilon_{SU(3)}). \quad (14)$$

The parameters ϵ_{Bj} and $\epsilon_{SU(3)}$ account quantitatively for eventual departures from flavour symmetry considerations (including also some uncertainties on the low- x behaviour). They also measure the degree of fulfilment of the Bjorken [37] and Ellis-Jaffe sum rules [38].

For the light quarks (for simplicity $\Delta\bar{u} = \Delta\bar{d}$ is assumed throughout this paper) the proposed input density is given by:

$$x\Delta\bar{q}(x, Q_0^2) = N_{\bar{q}} \frac{x^{\alpha_{\bar{q}}}(1-x)^{\beta_{\bar{q}}}}{B(\alpha_{\bar{q}} + 1, \beta_{\bar{q}} + 1)}, \quad (15)$$

where $\alpha_{\bar{q}}$, $\beta_{\bar{q}}$, and $N_{\bar{q}}$ are only constrained by positivity. The same functional dependence and considerations are used for gluons, since using more parameters seems to be useless, taking into account the uncertainties on them. For strange quarks we adopt:

$$\Delta\bar{s}(x, Q_0^2) = N_{\bar{s}} \Delta\bar{q}(x, Q_0^2), \quad (16)$$

finding pointless the addition of more parameters.

5 Results

In the following we report the results obtained from several global fits performed with different sets of data and also varying the constraints imposed over the parton densities and the order of perturbation.

Throughout the present analysis, we consider as totally inclusive data for proton targets the results presented in refs. [5, 8, 11, 16], for deuteron targets those in [15, 8, 11], and for neutron targets those in [14, 17, 18]. In order to avoid possible higher-twist contributions, we have taken into account only measurements with $Q^2 > 1 \text{ GeV}^2$ given a total of 133 data points. As semi-inclusive data we take those recently presented by SMC [25], 48 data points, which then lead to combined global fits with 181 data points. Correlations between totally-inclusive and semi-inclusive SMC data sets have been taken into account, and increase the total χ^2 .

Parameter	NLO (\overline{MS})			LO		
	Set 1	Set 2	Set 3	Set 1	Set 2	Set 3
χ_T^2	153.95	152.69	152.87	158.77	157.64	159.92
χ_I^2	101.90	100.47	100.84	107.56	106.37	108.73
χ_{SI}^2	44.62	45.64	45.24	44.70	44.56	44.13
ϵ_{Bj}	-0.019	-0.021	-0.023	-0.037	-0.045	-0.035
$\epsilon_{SU(3)}$	-0.10	-0.10	-0.10	-0.10	-0.10	-0.098
α_u	0.896	0.888	0.895	0.762	0.787	0.75
γ_u	6.68	6.92	6.73	7.71	7.04	8.17
α_d	0.69	0.71	0.688	0.61	0.62	0.56
γ_d	11.18	11.53	12.22	6.24	7.67	9.73
$N_{\bar{q}}$	-0.054	-0.051	-0.045	-0.053	-0.049	-0.043
$\alpha_{\bar{q}}$	0.70	0.70	0.70	1.0	1.0	1.0
N_g	0.80	0.40	0.10	0.85	0.48	0.10
α_g	1.08	2.80	2.00	1.41	2.29	2.00
β_g	6.00	9.10	6.00	10.59	13.52	12.71

Table 1: Combined global fits.

In Table 1 we show the results for three different NLO (\overline{MS}) and LO global fits for combined inclusive and semi-inclusive data in which the gluon density first moments N_g

are constrained to three different regions:

$$\begin{array}{ll}
\text{Set 1} & \delta g > 0.8 \\
\text{Set 2} & 0.1 > \delta g > 0.8 \\
\text{Set 3} & \delta g < 0.1,
\end{array}$$

defined at the initial scale. The breaking parameter ϵ_{Bj} is left free whereas, $\epsilon_{SU(3)}$ is constrained to allow only moderate violations of the polarized sum rules. Since this last parameter is not well determined by the data, we allow it to vary between -0.1 and 0.1 as a compromise between data and theoretical expectations; when left free it varies between -5% and -40% without modifying significantly the χ^2 value. Therefore it is not possible yet to determine accurately the nonsinglet axial current a_8 from the existing data.

The table does not include the values for the $\beta_{\bar{q}}$ and N_s parameters; the first one was found to be constrained by positivity to 7.80 and 6.10 , at NLO and LO respectively. Regarding N_s , although the strange-sea normalization is allowed to vary with respect to the one of the light quarks, the fits favour almost the same value, so we fix it to be equal to 1 .

The first row in Table 1 shows the best χ^2 values obtained in each of the three allowed regions for the gluon normalization, both in NLO and in LO, taking into account both sets of data (181 data points). The following two rows discriminate between the contributions to the total χ^2 coming from the inclusive and semi-inclusive data sets, respectively (133 and 48 points). Clearly, the semi-inclusive data set is in very good agreement with the inclusive one, and allows fits of remarkable quality in the three gluon regions.

In the combined fits there is a preference for sets with a moderate gluon polarization, which is reflected in the saturation of the constraints imposed on the gluon normalization in the case of sets 1 and 3. However, the differences in χ^2 values obtained in each of the regions are so subtle that the uncertainty in the value for the first moment of the polarized gluon density is significantly large, and even a slightly negatively polarized distribution for gluons can not be ruled out yet.

In Fig. 1 we compare the inclusive asymmetries coming from Set 2 (NLO and LO, respectively) with the data. The lines interpolate the fit estimates at the mean x and Q^2 values quoted by the different experimental collaborations. As can be seen, the differences between NLO and LO fits are significant only in the region of large x , where data have larger error bars. The estimates coming from the remaining sets of parton distributions are not shown, as they lead to almost identical asymmetries. It is apparent from Fig. 1 that the neutron asymmetry is dominated by the new E-154 data, whereas a combination between E143 and SMC fixes the proton behaviour.

In Fig. 2 we show the same but for the semi-inclusive data. Notice that the large error bars of these data reduce its weight in the global fit and that the main difference in the χ^2 between LO and NLO fits comes from the totally inclusive data. Also in Fig. 2 we show the result of a fit using only the semi-inclusive data as described below.

In Tables 2 and 3 we show sum rules and first moments estimates for the three sets at different scales. For the Bjorken sum rule Γ^{Bj} , the departure from the theoretical expectation is significantly small, as given by the small values found for the parameter ϵ_{Bj} .

Fit	Q^2	Γ_1^p	Γ_1^n	Γ^{Bj}	$\delta\Sigma$	δg	δu_V	δd_V	$\delta\bar{q}$
Set 1	1	0.123	-0.059	0.183	0.194	1.12	0.876	-0.356	-0.054
	4	0.127	-0.062	0.189	0.190	1.69	0.875	-0.355	-0.054
	10	0.129	-0.063	0.192	0.190	2.02	0.874	-0.355	-0.054
Set 2	1	0.124	-0.057	0.182	0.212	0.59	0.875	-0.354	-0.051
	4	0.129	-0.060	0.189	0.207	0.91	0.874	-0.354	-0.052
	10	0.130	-0.061	0.191	0.206	1.11	0.873	-0.354	-0.052
Set 3	1	0.128	-0.054	0.182	0.247	0.19	0.874	-0.353	-0.046
	4	0.132	-0.056	0.189	0.242	0.34	0.873	-0.352	-0.046
	10	0.135	-0.057	0.191	0.240	0.43	0.872	-0.352	-0.046

Table 2: Sum rules from NLO combined fits.

As usual in the \overline{MS} scheme, the first moment of the singlet distribution, $\delta\Sigma$, is found to be considerably smaller than the naive prediction, and is correlated to the gluon polarization. Notice that the valence-quark normalizations are quite stable and give the same

result, independently of the singlet sector and that in the case of the polarized sea we show the first moment corresponding to u and d quarks, being negligible the differences with the one of s quarks.

Fit	Q^2	Γ_1^p	Γ_1^n	Γ^{Bj}	$\delta\Sigma$	δg	δu_V	δd_V	$\delta\bar{q}$
Set 1	10	0.138	-0.064	0.202	0.202	2.13	0.866	-0.344	-0.053
Set 2	10	0.140	-0.060	0.200	0.227	1.27	0.861	-0.340	-0.049
Set 3	10	0.145	-0.057	0.202	0.264	0.39	0.867	-0.346	-0.043

Table 3: Sum rules from LO combined fits.

	NLO (\overline{MS})			LO		
	Set 1	Set 2	Set 3	Set 1	Set 2	Set 3
$\Gamma_{1(0-0.003)}^p$	-0.006	-0.002	0.001	-0.004	-0.0005	0.003
$\Gamma_{1(0-0.014)}^n$	-0.027	-0.023	-0.019	-0.026	-0.020	-0.017
$\Gamma_{1(0-0.014)}^{Bj}$	0.026	0.025	0.026	0.027	0.026	0.027

Table 4: Sum rule extrapolations through the unmeasured region computed at $Q^2 = 10 \text{ GeV}^2$.

The first moments of the polarized structure functions, Γ_1^p and Γ_1^n , are in agreement with the values estimated by the experimental collaborations even though the asymptotic behaviour of our distributions (g_1 goes to very large negatives values at small x) is quite different from the Regge expectation assumed in most of the analyses ($g_1 \approx \text{constant}$). Of course, this behaviour is fixed by the available data at larger x and therefore depends ultimately on the shape assumed for the input parton distributions [23]. This extrapolation is still the largest source of error for the experimental determination of the sum rules [16]. As an example, we show in Table 4, the contributions of the different sets to the unmeasured regions of the SMC and E154 proton and neutron experiments, respectively. Notice the large differences between each extrapolated contribution. In the case of proton target, the extrapolations may even show opposite signs for different sets and large differences when switching from NLO to LO, due to the fact that NLO gluons -convoluted

with a negative coefficient- contribute directly to the structure function and to differences in the value of F_1 used at each order to reconstruct g_1 from the asymmetries.

The impact of the semi-inclusive data in the total fit has been estimated performing also fits using only inclusive data. In these fits we have found that the quark parameters change less than 2%, whereas the changes are a somewhat larger for the gluon distribution. However, the uncertainties already pointed out about the gluon density dominate over any potential influence of the semi-inclusive data set. The reasons for this very small impact are, basically, the fact that semi-inclusive data has not reached yet the precision and statistical significance of the inclusive one, and also that the data sets are not completely independent. This can be seen either in the correlations between inclusive and semi-inclusive asymmetries [25], and also in the fact that parametrizations obtained using only inclusive data give a very good description of the semi-inclusive asymmetries.

Additionally, it is possible to use the semi-inclusive data in QCD global fits but without employing the inclusive data sets directly, for the comparison of the corresponding results. As in this case, not all the parameters can be unambiguously fixed by the semi-inclusive data alone, we have fixed the ones corresponding to the gluon and sea densities to the values obtained in Set 2, and then adjusted only the valence-quark distributions, with the results shown in Table 5.

Parameter	NLO (\overline{MS})	LO
χ_{SI}^2	40.25	39.45
ϵ_{Bj}	-0.129	-0.131
$\epsilon_{SU(3)}$	0.088	0.076
α_u	0.386	0.376
γ_u	31.69	22.81
α_d	0.638	0.565
γ_d	-1.075	-3.363
δu_V^*	0.86	0.86
δd_V^*	-0.23	-0.23

Table 5: Semi-Inclusive Valence Fits

(* Moments taken at $Q^2 = 10 \text{ GeV}^2$).

In these fits, the χ^2 values with respect to the semi-inclusive data, χ_{SI}^2 , are reduced in some units; however, the total χ^2 computed with the obtained distributions increases dramatically to unacceptable values ($\chi_T^2 > 290$), with the largest contributions to it coming from the E-154 neutron data, mainly due to differences in the Δd_V distributions obtained from total and SI fits, as can be seen in Fig. 3, where the parton densities given by the different fits are shown at the common value of $Q^2 = 10 \text{ GeV}^2$.

In the semi-inclusive case, the Δd_V distribution is mainly constrained by the deuteron asymmetry, at variance from the inclusive case, where is determined by the more accurate E-154 neutron data. As can be seen in Fig. 2, the difference between the result for the deuteron asymmetry coming either from the combined fit or the semi-inclusive one is apparent, even though the Δd_V distributions are quite different, showing the low sensitivity of deuteron observables to this density. These obtained Δd_V 's are of course in agreement when the large errors coming from the data (specially the SI set) are taken into account in the corresponding distributions and the same occurs with the first moment, whose central values is found to be smaller than the one obtained in the total analysis mainly due to the change of sign of the SI-distribution at large x .

Ongoing semi-inclusive measurements using ^3He targets can be quite useful in the determination of valence-quark distributions from semi-inclusive data alone, and also as further constraints in global fits. In Fig. 4 we show predictions for semi-inclusive production of charged hadrons and π^0 for ^3He targets using the combined fit, the one obtained with only semi-inclusive data, and also the prediction coming from the GRSV [21] polarized parton distributions. These asymmetries are particularly sensitive to Δd_V , which is the main reason for the large differences between the predictions of different sets, specially the one for the production of positively charged hadrons, as can be expected from very simple arguments based on the values of the corresponding fragmentation functions. The lines interpolate the x and Q^2 values quoted in the HERMES totally inclusive measurements, and the same cut $z_h > 0.2$ has been imposed in order to suppress both target fragmentation effects and final-state mass corrections (proportional to $4M_h^2/z^2/W^2$), which can be significant for low centre-of-mass energy experiments.

6 Conclusions

Performing a LO and NLO global analysis to both inclusive and semi-inclusive polarized deep inelastic data, we have found that the present semi-inclusive data can be consistently included in global analyses. These global fits show features similar to those coming from totally inclusive data, i.e. a poorly constrained gluon distribution and better determined valence densities, with the semi-inclusive data introducing very small modifications in the valence densities.

The presented LO and NLO polarized parton distributions explore different gluon scenarios and are therefore very well suited to study the sensitivity of different observables to the polarized gluon distribution ².

Present semi-inclusive data alone fail to define a Δd_V distribution consistent with those extracted from inclusive data; consequently, the corresponding sets cannot reproduce the inclusive asymmetries for neutron targets. However, ongoing semi-inclusive experiments using ³He targets [17], or more accurate measurements on proton and deuteron targets [29], can reverse this situation and provide an enhanced perspective of the spin structure of the nucleon.

Acknowledgements

We warmly thank C. A. García Canal, J. Pretz, M. Stratmann and W. Vogelsang for interesting discussions. The work of one of us (D.de F.) was partially supported by the World Laboratory.

²A Fortran code with the corresponding parton distributions can be requested from the authors by e-mail at daniel.de.florian@cern.ch

References

- [1] M. Anselmino, A. Efremov, and E. Leader, Phys. Rep. **261**, 1 (1995).
- [2] S. Forte, hep-ph/9610238, Proceedings of the 12th International Symposium on High Energy Spin Physics (SPIN96), Amsterdam 1996.
- [3] G.K. Mallot, hep-ph/9704005, same Proc. as Ref. [2].
- [4] EMC Collaboration, J. Ashman et al., Phys. Lett. **B206**, 364 (1988).
- [5] EMC Collaboration, J. Ashman et al., Nucl. Phys. **B328**, 1 (1989).
- [6] SMC Collaboration, D. Adams et al., Phys. Lett. **B329**, 399 (1994).
- [7] SMC Collaboration, D. Adams et al., Phys. Lett. **B336**, 125 (1994).
- [8] E-143 Collaboration, K. Abe, Phys. Rev. Lett. **74**, 346 (1995).
- [9] E-143 Collaboration, K. Abe, Phys. Lett. **B364**, 61 (1995).
- [10] SMC Collaboration D. Adams et al., Phys. Lett. **B357**, 248 (1995).
- [11] E-143 Collaboration, K. Abe, Phys. Rev. Lett. **75**, 25 (1995).
- [12] E-143 Collaboration, K. Abe, Phys. Rev. Lett. **76**, 5875 (1996).
- [13] SMC Collaboration, B. Adeva et al., Phys. Lett. **B369**, 93 (1996).
- [14] E-142 Collaboration, P.L. Anthony, Phys. Rev. **D54**, 6620 (1996).
- [15] SMC Collaboration, B. Adeva et al., Phys. Lett. **B396**, 338 (1997).
- [16] SMC Collaboration, D. Adams et al., CERN-PPE-97-118, to be published in Phys. Lett. **B**.
- [17] HERMES Collaboration, K. Ackerstaff et al., Phys. Lett. **B404**, 383 (1997).
- [18] E-154 Collaboration, K. Abe et al., Phys. Rev. Lett. **79**, 26 (1997).
- [19] R. Mertig and W.L. van Neerven, Z. Phys. **C70**, 637, (1996).

- [20] W. Vogelsang, Phys. Rev. **D54**, 2023, (1996).
- [21] M. Glück, E. Reya, M. Stratmann and W. Vogelsang, Phys. Rev. **D53**, 4775 (1996).
- [22] T. Gehrmann and W.J. Stirling, Phys. Rev. **D53**, 6100 (1996).
- [23] G. Altarelli, R. Ball, S. Forte and G. Ridolfi, Nucl. Phys. **B496**, 337 (1997); R. Ball, S. Forte, G. Ridolfi, Phys. Lett. **B378**, 255 (1996).
- [24] E-154 Collaboration, K. Abe et al., Phys. Lett. **B405**, 180 (1997).
- [25] SMC Collaboration, B. Adeva et al., hep-ex/9711008.
- [26] D. de Florian, C.A. García Canal and R. Sassot, Nucl. Phys. **B470**, 195 (1996).
- [27] D. de Florian et al., Phys. Lett. **B389**, 358 (1996).
- [28] HERMES Collaboration, M. Düren, DESY-HERMES 95-02 (1995); E.E.W. Bruins et al., hep-ex/9611010.
- [29] COMPASS Proposal, CERN SPSLC 96-14, SPSC/P 297 (1996).
- [30] W. Vogelsang, Nucl. Phys. **B475**, 47 (1996).
- [31] D. Graudenz, Nucl. Phys. **B432**, 351 (1994).
- [32] J. Binnewies, B. Kniehl and G. Kramer, Phys. Rev. **D52**, 4947 (1995).
- [33] J. Binnewies, B. Kniehl and G. Kramer, Z. Phys. **C65**, 471 (1995).
- [34] EMC Collaboration, M. Arneodo et al., Nucl. Phys. **B321**, 541 (1983).
- [35] M. Glück, E. Reya and A. Vogt, Z. Phys. **C67**, 433 (1995).
- [36] L. Trentadue and G. Veneziano, Phys. Lett. **B323**, 201 (1993).
- [37] J.D. Bjorken, Phys. Rev. **148**, 1467 (1966).
- [38] J. Ellis and R.L. Jaffe, Phys. Rev. **D9**, 1444 (1974).

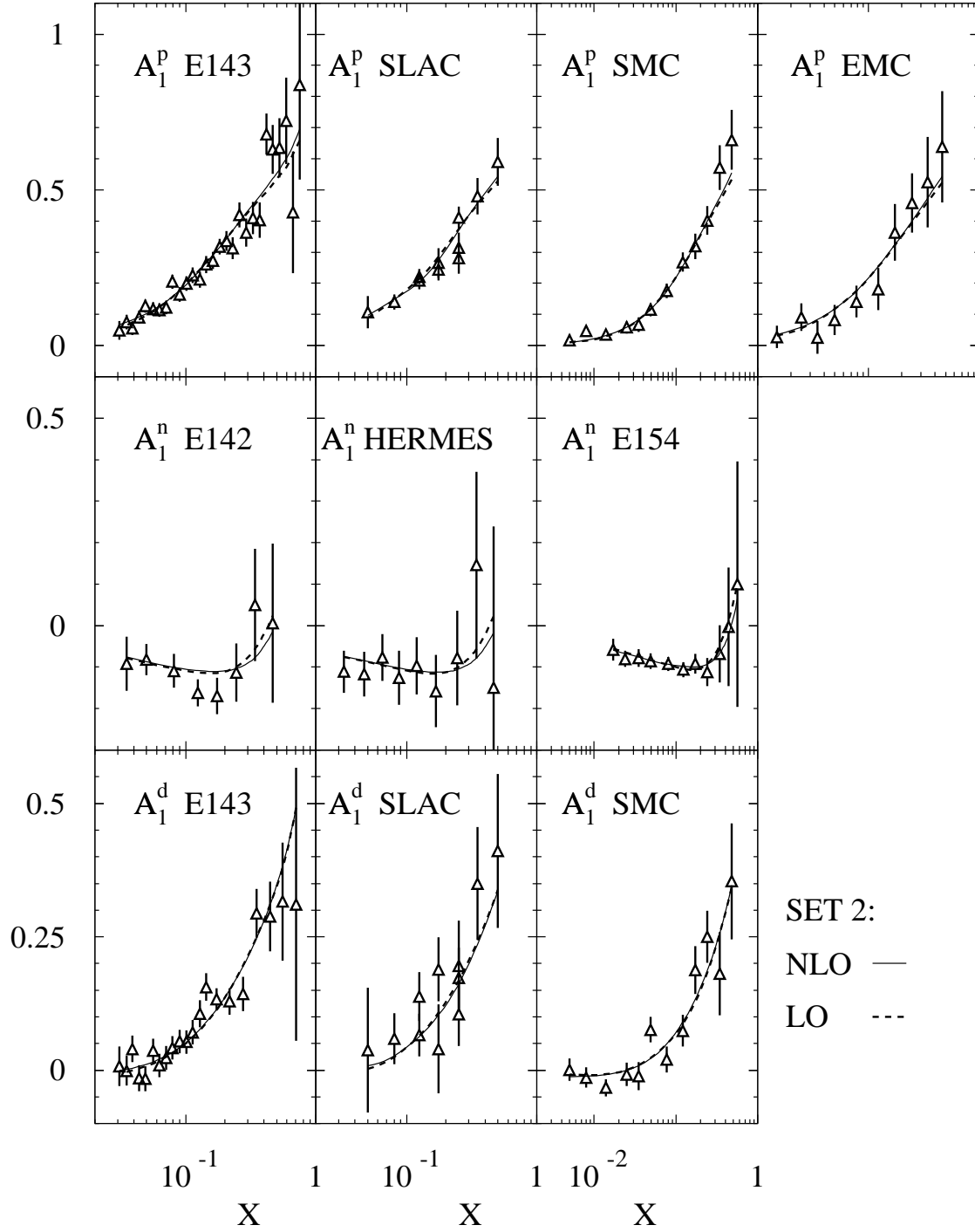


Figure 1: Inclusive asymmetry data against the expectations from Set 2 at NLO (solid lines) and at LO (dashed lines).

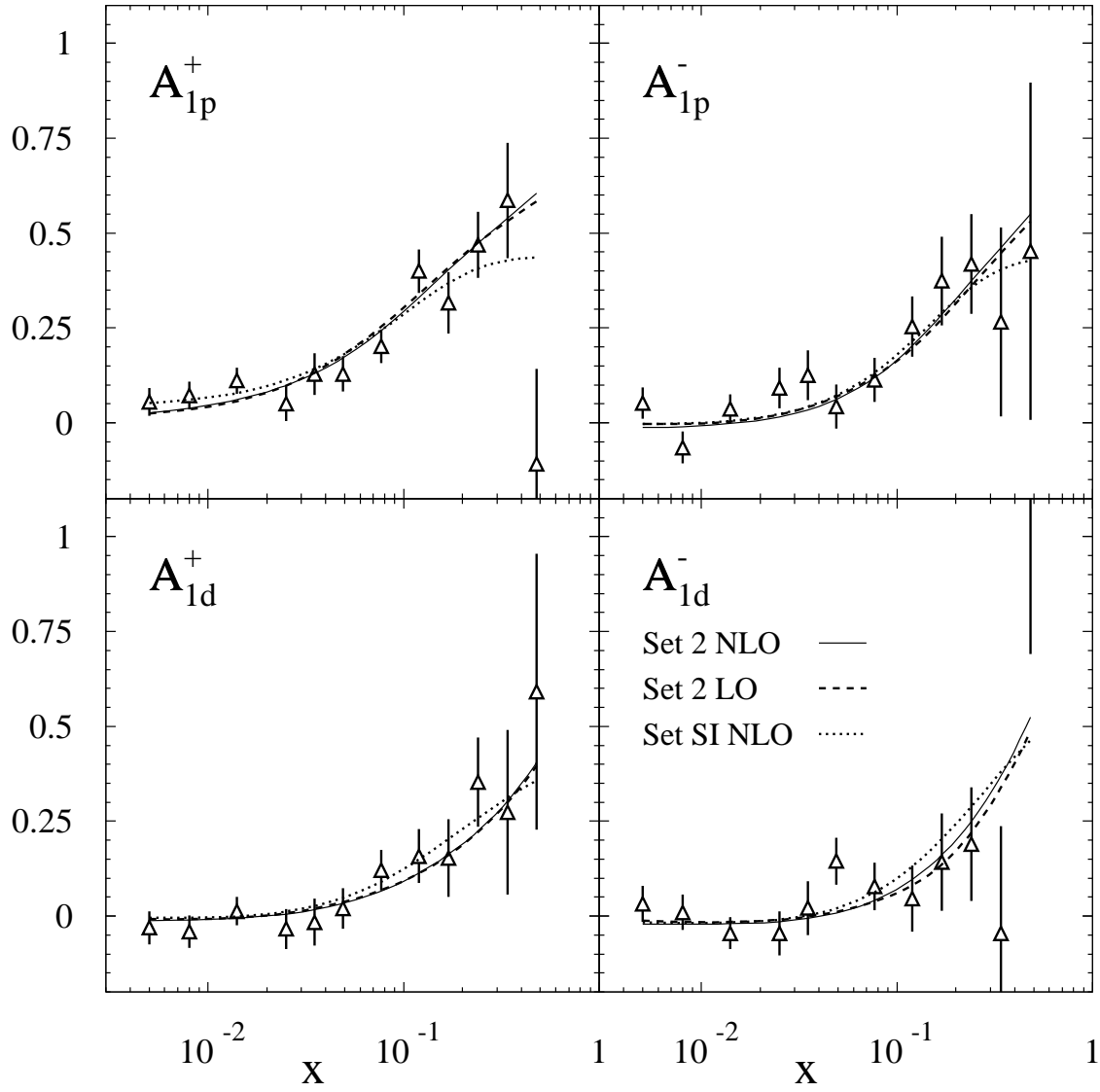


Figure 2: The same as Fig. 1, but for semi-inclusive asymmetries, and the expectation from the semi-inclusive set (dots).

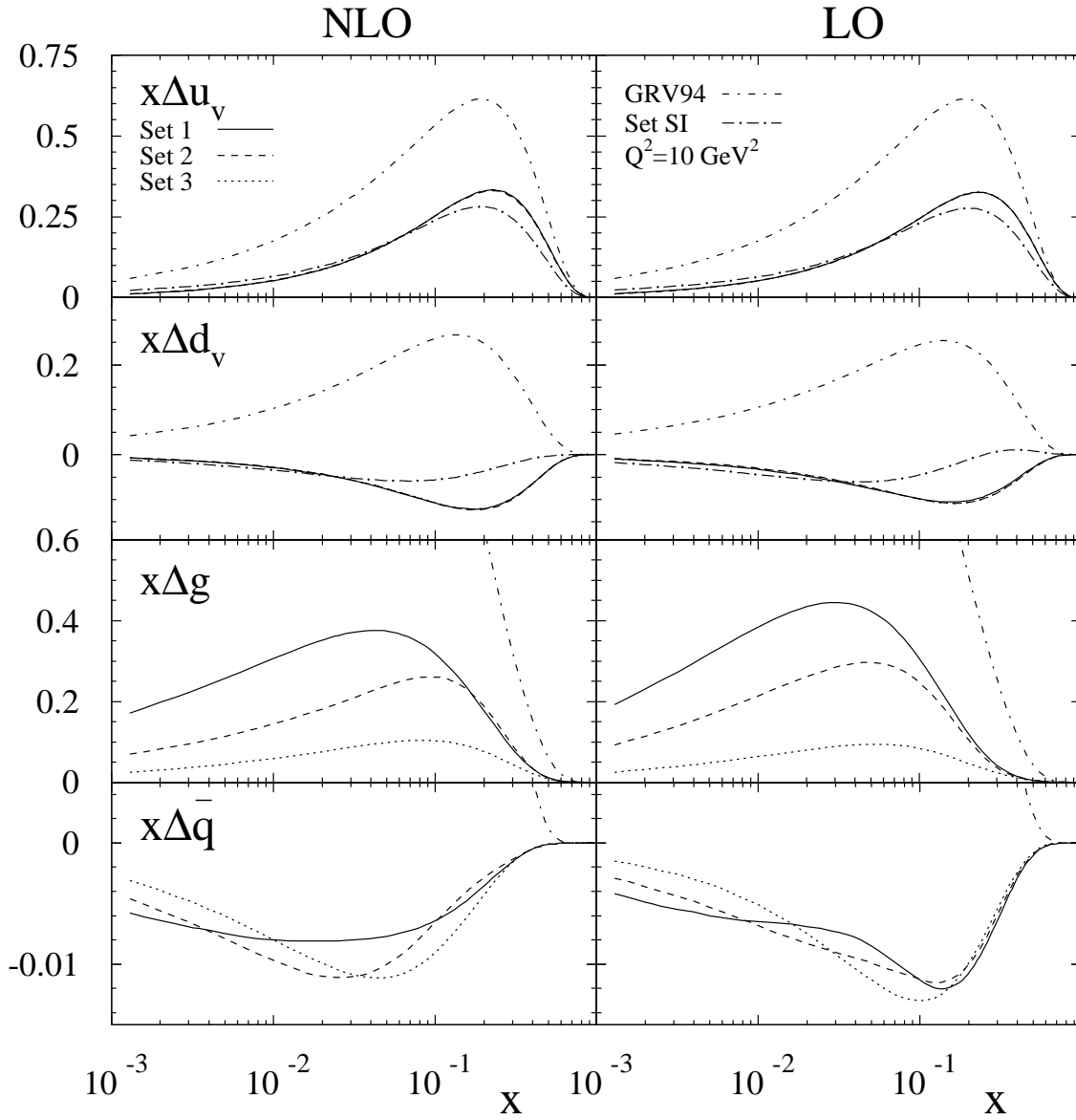


Figure 3: Parton densities at 10 GeV^2 .

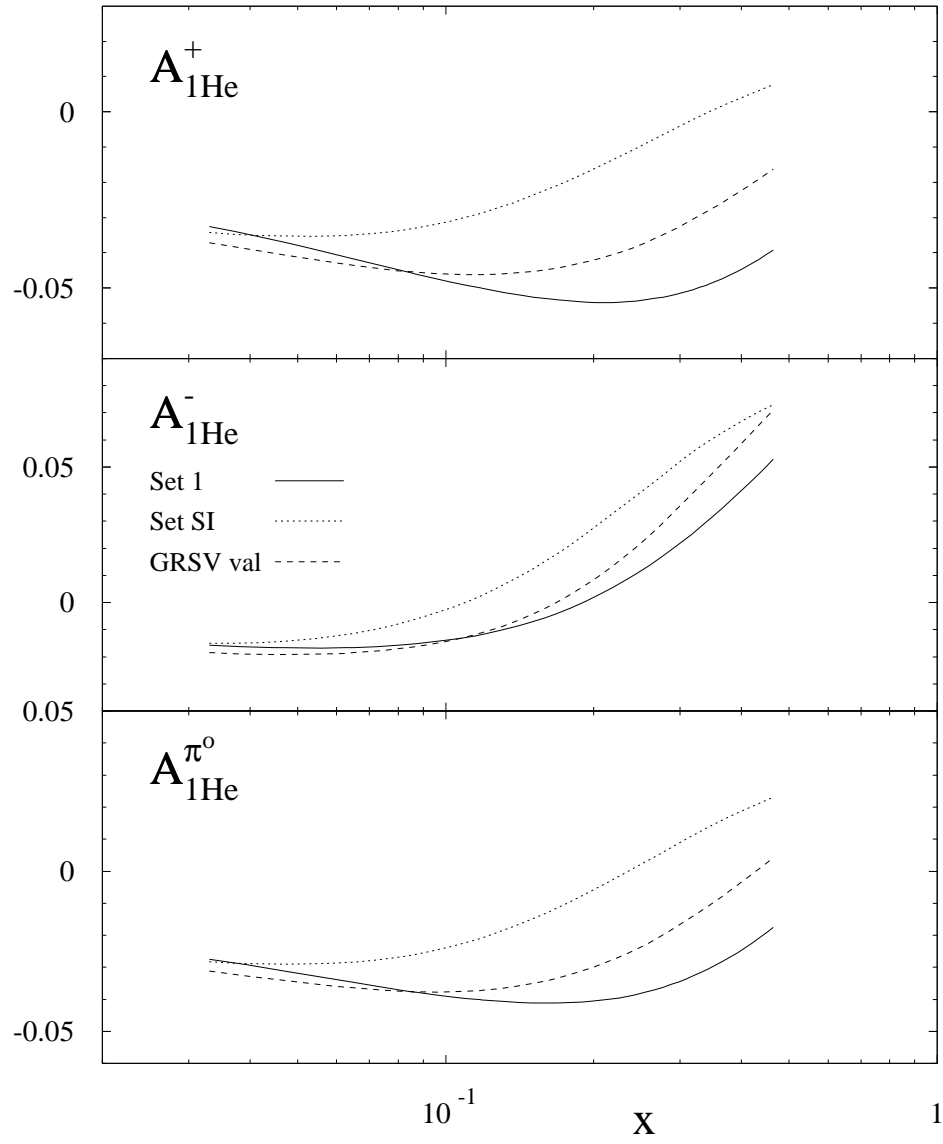


Figure 4: Semi-inclusive asymmetries for ${}^3\text{He}$ targets (NLO only).