

# Cosmology and Dark Matter

*I. Tkachev*

Institute for Nuclear Research of the Russian Academy of Sciences, Moscow, Russia

## Abstract

This lecture course covers cosmology from the particle physicist perspective. Therefore, the emphasis will be on the evidence for the new physics in cosmological and astrophysical data together with minimal theoretical frameworks needed to understand and appreciate the evidence. I review the case for non-baryonic dark matter and describe popular models which incorporate it. In parallel, the story of dark energy will be developed, which includes accelerated expansion of the Universe today, the Universe origin in the Big Bang, and support for the Inflationary theory in CMBR data.

## Keywords

Cosmology; dark matter; lectures; dark energy; inflation.

## 1 Introduction

The deeper we dig into microphysics, the deeper connections between smallest and largest scales are revealed. The world which surrounds us on Earth in everyday life can be understood in frameworks of electrodynamics with atoms and molecules in hands. But we need nuclear physics to describe the Sun and other stars. Moving to even bigger scales, explaining galaxies and the Universe as a whole, we need good understanding of particle physics.

This relation works the other way around as well. In particular, cosmology tells us that the Standard Model of particle physics is incomplete. Namely, that the galaxies and galaxy clusters are made mainly of the Dark Matter, which overweights usual baryonic matter, and for which there is no room in the Standard Model of particle physics. It tells also that at the scale of the Universe the Dark Energy overrules, which can be simple or complicated substance, but which is not matter. We conclude that there ought to be a new physics and new particles outside of the Standard Model frameworks. At present we learn their properties from cosmology only.

The plan of this lectures is as follows. In Section 2, I review the basics of cosmology: Friedman equations, Hubble expansion and cosmography. Evidence for the dark energy is also presented in this section. In Section 3 the Hot Big Bang theory is outlined: relevant thermodynamal facts and relations are presented and Cosmic Microwave Background Radiation (CMBR) is introduced. In Section 4 the study of CMBR anisotropies is described as a tool of precision cosmology. In Section 5 basics of inflationary theory are given, while some important technical details of this theory are moved into Appendices. In Section 6 the evidence for dark matter is described together with dark matter models and dark matter searches results.

## 2 Basics of Cosmology

There are many excellent recent books and reviews on cosmology in the market, which readers may consult for missing details. I would especially recommend the balanced, contemporary and comprehensive book by Gorbunov and Rubakov [1].

### 2.1 Expansion of the Universe

Cosmological dynamics is provided by General Relativity - the Einstein field equations

$$R_{\mu\nu} - \frac{1}{2}g_{\mu\nu}R = 8\pi G T_{\mu\nu} , \quad (1)$$

where  $T_{\mu\nu}$  is a stress energy tensor describing the distribution of mass in space,  $G$  is Newton's gravitational constant, and the curvature  $R_{\mu\nu}$  is certain function of the metric  $g_{\mu\nu}$  and its first and second derivatives. Immediate consequence of Einstein equations is energy momentum conservation

$$T_{\mu}^{\nu}{}_{;\nu} = 0 . \quad (2)$$

These equations take simple form in important physical situations with special symmetries. At large scales the Universe as a whole is homogeneous and isotropic and these symmetries form basis for the construction of cosmological models. The most general space-time metric describing such universe is the Robertson-Walker metric

$$ds^2 = dt^2 - a^2(t) d\mathbf{l}^2 , \quad (3)$$

where  $a(t)$  is the dimensionless scale factor by which all distances vary as a function of cosmic time  $t$ . The scale factor contains all the dynamics of the Universe as a whole, while the vector product  $d\mathbf{l}^2$  describes the geometry of the space,

$$d\mathbf{l}^2 = \frac{dr^2}{1 - k r^2} + r^2 (d\theta^2 + \sin^2 \theta d\phi^2) ,$$

which can be either Euclidian, or positively or negatively curved. For the spatial 3-dimensional curvature we find, explicitly

$${}^{(3)}R = \frac{6k}{a^2(t)} \begin{cases} k = -1 & \text{Open} \\ k = 0 & \text{Flat} \\ k = +1 & \text{Closed} \end{cases} \quad (4)$$

E.g., the space with  $k = +1$  can be thought of as a 3-dimensional sphere with a curvature being inversely proportional to the square of its radius. In this Section we will model the matter content of the Universe as a perfect fluid with energy density  $\rho$  and pressure  $p$ , for which the stress-energy tensor in the rest frame of the fluid is

$$T_{\mu}^{\nu} = \begin{pmatrix} \rho & 0 & 0 & 0 \\ 0 & -p & 0 & 0 \\ 0 & 0 & -p & 0 \\ 0 & 0 & 0 & -p \end{pmatrix} \quad (5)$$

With these assumptions the Einstein equations simplify to the Friedmann equations, which form the dynamical basis of cosmology

$$\frac{\dot{a}^2}{a^2} = \frac{8\pi G}{3} \rho - \frac{k}{a^2} , \quad (6)$$

$$\frac{\ddot{a}}{a} = -\frac{4\pi G}{3} (\rho + 3p) . \quad (7)$$

As Alexander Friedmann have shown in 1922, a universe described by such equations cannot be static, it inevitably expands or collapses. Solution of Eqs. (6) and (7) can be found in the following way, which also highlights the physics behind these equations. Differentiating the first Friedmann equation and combining result with the second one we obtain

$$\frac{d\rho}{dt} + 3 \frac{\dot{a}}{a} (\rho + p) = 0 , \quad (8)$$

which is nothing but the energy-momentum conservation  $T^{\mu\nu}{}_{;\nu} = 0$  written for the homogeneous isotropic medium. On the other hand the result Eq. (8) also corresponds to the First Law of thermodynamics

$$dE + p dV = T dS , \quad (9)$$

with  $dS = 0$ , where  $S$  is entropy,  $E = \rho V$ , and  $V \propto a^3$ . This is expected since in derivation of Friedmann equations the energy-momentum tensor of an ideal fluid was assumed. It turns out that this is valid approximation most of the time<sup>1</sup> and therefore the expansion of the Universe is adiabatic,  $S = \text{const}$ .

Let  $s$  be entropy density,  $S = sV$ . We know from thermodynamic (and I'll derive this in Section 3.2) that in thermal equilibrium the entropy density is given by

$$s = \frac{2\pi^2}{45} g_* T^3, \quad (10)$$

where  $g_*$  is the number of effective relativistic degrees of freedom

$$g_* = \sum_{i=\text{bosons}} g_i + \frac{7}{8} \sum_{j=\text{fermions}} g_j, \quad (11)$$

and  $g_i$  is the number of spin states of a given particle, e.g. for photons, electrons and positrons  $g_\gamma = g_{e^-} = g_{e^+} = 2$ . In this expression only particles with  $m \ll T$  are counted, i.e.  $g_*$  is a function of temperature. It is displayed in Fig. 2 by the solid line for the Standard Model and by the dashed line for the minimal supersymmetric extension of the SM. Therefore,  $S = \text{const}$  is equivalent to

$$g_*^{1/3} T a = \text{const}. \quad (12)$$

This is very useful relation. In particular, it gives  $T \propto a^{-1}$  (neglecting the change in the number of degrees of freedom), and we arrive to the concept of the Hot Universe right away. Indeed, currently the Universe is expanding, in the past it was smaller and therefore hotter. In the era of precision cosmology the change in  $g_*(T)$  should be counted too, if we go beyond simple estimates. We do not know all particle content of complete theory describing Nature, but LHC will fix the actual shape of  $g_*(T)$  in the region of highest  $T$  of Fig. 2 and, in fact, a sharp MSSM like rise in the number of degrees of freedom is ruled out already.

Only relativistic particles contribute to entropy, but everything existing contributes to the energy density,  $\rho$ . Even vacuum. The equation of state,  $w$ , of a substance contributing to  $\rho$  is defined as  $w \equiv p/\rho$ . If  $w = \text{const}$ , the energy-momentum conservation, Eq. (8), gives  $\rho = a^{-3(1+w)} \rho_0$ . Using this result, we find from the first Friedmann equation, Eq. (6), the scale factor as a function of time,  $a = (t/t_0)^{2/3(1+w)}$ .

During the first half of the last century cosmologists were assuming that the Universe is filled with a "dust",  $p = 0$ , while the "dust" particles were represented by galaxies made of usual matter. Nowadays we know that the Universe is multicomponent. Its energy density was dominated in turn by radiation ( $p = \rho/3$ ), by dark matter ( $p = 0$ , as for the "dust" of galaxies) and finally by dark energy (equation of state consistent with  $p = -\rho$ ). In the Table 1 we list: substances known to contribute into energy balance in the Universe, their defining equations of state, the corresponding scaling of energy density with expansion, and corresponding solution for  $a(t)$  if  $k = 0$ .

**Table 1:** Substances contributing into the energy balance in the Universe

Substance	Equation of state	$\rho(a)$	$a(t)$
Radiation	$w = 1/3$	$\rho = a^{-4} \rho_0$	$a = (t/t_0)^{1/2}$
Matter	$w = 0$	$\rho = a^{-3} \rho_0$	$a = (t/t_0)^{2/3}$
Vacuum	$w = -1$	$\rho = \text{const}$	$a = \exp(H_0 t)$

To parameterize the Friedmann equations and their solution  $a(t)$ , cosmologists introduce *cosmological parameters*. One of such parameters we have already encountered, this is  $k$  entering Friedmann

<sup>1</sup>It is violated though during special moments, in particular at the initial matter creation after inflation, see below, or at strongly first order phase transitions, if those existed in the Universe past.

equations explicitly. Despite parametrizing spatial geometry of the Universe it was used to predict the Universe future. Namely, it immediately follows from Eq. (6) that for  $k = -1$  or  $k = 0$  the Universe will expand forever. For  $k = +1$  the Universe should recollapse at the point when r.h.s. of Eq. (6) turns to zero. This should happen in radiation or matter dominated Universe, but never happens in the universe dominated by the dark energy with  $\rho_0 > 0$ . Since nowadays we know that our Universe is dominated by such dark energy, we already know that it will expand forever.

Inherently related to the parameter  $k$  is *critical density*. This is the density at which the Universe is spatially flat,  $k = 0$

$$\rho_c \equiv \frac{3}{8\pi G} \left( \frac{\dot{a}}{a} \right)^2. \quad (13)$$

Critical density can be expressed using a second, directly observable and very important cosmological parameter, the Hubble constant,  $H \equiv \dot{a}/a$ . To quantify relative contribution,  $\rho_i$ , of each of the components in the total energy budget of the Universe,  $\rho$ , the following notations are introduced,  $\Omega_i \equiv \rho_i/\rho_c$  and  $\sum_i \rho_i = \rho$ . The current knowledge of the numerical values of some of these parameters at  $t = t_0$  is summarized in the Table 2 below.

**Table 2:** Cosmological parameters

Symbol & Definition	Description	Present value, from Ref. [2]
$t$	Age of the Universe	$t_0 = 13.81 \pm 0.03$ Gyr
$H = \dot{a}/a$	Hubble parameter	$H_0 = 67.27 \pm 0.66$ km s <sup>-1</sup> Mpc <sup>-1</sup>
$\Omega = \rho/\rho_c$	Spatial curvature	$1 - \Omega = 0.000 \pm 0.005$
$\Omega_\gamma = \rho_\gamma/\rho_c$	Fraction of photons	$\Omega_\gamma = 2.48 \cdot 10^{-5} h^{-2}$
$\Omega_b = \rho_b/\rho_c$	Baryonic fraction	$\Omega_b h^2 = 0.02225 \pm 0.00016$
$\Omega_m = \rho_m/\rho_c$	Matter fraction	$\Omega_m = 0.316 \pm 0.009$
$\Omega_\Lambda = \rho_\Lambda/\rho_c$	Dark Energy fraction	$\Omega_\Lambda = 0.684 \pm 0.009$

Accuracy of numerical values presented in this table should not be over-appreciated since those were derived with some model assumptions, e.g. that the dark matter is cold and the equation of state for dark energy is  $w = -1$ . Relaxing such assumptions changes presented values somewhat.

## 2.2 The Hubble law

The velocity with which distance  $r = a(t)r_0$  between two arbitrary galaxies increases in expanding Universe follows trivially from the definition of the Hubble parameter,  $H \equiv \dot{a}/a$ , namely  $v = \dot{r} = H r$ . This relation, known as the Hubble law, makes the basis for direct observational determination of the Hubble parameter and was discovered by Edwin Hubble in 1929. It is also used to set units for measuring  $H$ . For convenience, in many cosmological relations, dimensionless “small  $h$ ” is introduced as  $H = 100 h$  km s<sup>-1</sup>Mpc<sup>-1</sup>, then  $h \sim O(1)$ . Latest value of the Hubble constant obtained from direct mapping of recession velocities versus distance corresponds to  $H_0 = (73.00 \pm 1.75)$  km s<sup>-1</sup> Mpc<sup>-1</sup> [3]. Note that this value is  $3.4\sigma$  higher than the value presented in Table 2 which was derived indirectly from other cosmological data. This may suggest some unaccounted systematic uncertainties or may indicate new physics [4].

Looking at cosmologically distant objects we see just the light they emit. One can wonder then, how observables are derived from this limited information? E.g. how distance and velocity can be measured separately to determine  $H$ ? The answer is simple. Velocity is measured by the frequency shift of known signal, similarly to what police is doing when checking for speeding cars using Doppler radars. Distance can be derived measuring dimming of objects with calibrated intrinsic luminosity: objects which are further away are less bright. Now we shall explain this in more details.

### 2.2.1 Redshift

Photon motion in any metric is described by basic equation,  $ds^2 = 0$ . In the Robertson-Walker metric this becomes  $ds^2 = dt^2 - a^2 d\chi^2 = 0$ , where  $\chi$  is *comoving* distance along particle trajectory. Define conformal time  $\eta$  as

$$d\eta = dt/a. \quad (14)$$

Then  $ds^2 = a^2(d\eta^2 - d\chi^2) = 0$ . Remarkably, solution for a photon world line in conformal coordinates is the same as in Minkowsikan space-time  $\chi = \pm\eta + \text{const}$ . Therefore, the conformal time lapse between two events of light emission at one point will be the same as for their detection at another point, regardless of distance traveled,  $d\eta|_{\text{emission}} = d\eta|_{\text{detection}}$ . Therefore, the proper time lapses for emissions and detections are related as

$$\frac{dt}{a}|_{\text{detection}} = \frac{dt}{a}|_{\text{emission}}.$$

Let  $dt$  corresponds to the period of some monochromatic signal, then for its frequency we will have  $\omega a_d = \omega_0 a_e$ . As a result, we can say that the wavelength of a signal stretches together with the expansion of the Universe. An this interpretation is often used. However, it is incorrect. For example, the space does not stretches inside galaxies, but  $\omega a_d = \omega_0 a_e$  will be always true regardless of how many times the light signal passed through galaxies between detection and emission. The signal frequency changes between the point of emission,  $\omega_0$ , and in the point of detection,  $\omega$ , because clocks run differently in those points. In a similar way the gravitational redshift or blueshift can be also derived and interpreted. At largest cosmological scales we always have redshift since Universe is expanding.

In measurements, the redshift is quantified as  $z \equiv (\omega_0 - \omega)/\omega$  and measured as a frequency shift of emission or absorption lines of various chemical elements. With this definition we get

$$1 + z = \frac{a_d}{a_e}. \quad (15)$$

In other words, redshift can be used also to label cosmological epoch. For convenience, we can always normalise the scale factor today as  $a_d = 1$ . Recall relation  $a \propto T^{-1}$  (or, more precisely, Eq. 12). This gives temperature of the Universe as a function of redshift,  $T(z) = T_0(1 + z)$ . Also, using our previous result  $\rho = a^{-3(1+w)} \rho_0$  and Friedmann equation (6) we can rewrite Hubble parameter as a function of  $z$  and cosmological parameters  $H_0$  and  $\Omega_i$  in the following often used form

$$H^2(z) = H_0^2 \sum_i \Omega_i (1 + z)^{3(1+w_i)}. \quad (16)$$

Differentiating Eq. (15) we find  $dz = -H d\chi$  which is a local form of the Hubble law, partially expressed through observables already. Instead of  $v$  we have directly measurable redshift  $z$ . This is understandable since in the non-relativistic limit cosmological redshift reduces to the Doppler effect - at the end, galaxies are receding from us with the Universe expansion. Finally, integral of the local form of the Hubble law,  $dz = -H d\chi$ , gives

$$\chi(z) = \int_0^z \frac{dz'}{H(z')}. \quad (17)$$

Now we have to find the way to measure distances to remote objects to complete construction of the Hubble law generalisation, which would be expressed through observables only and which would be valid to any redshift.

### 2.2.2 Luminosity distance

Consider two objects with identical luminosities (Standard Candles) placed at different distances from us. The radiation flux,  $F$ , scales with distance as  $F^{-1/2}$ . Therefore, measuring fluxes from a standard

candles, we can determine the ratio of distances to them. Moreover, the distance to an object with known luminosity can be defined as Luminosity Distance,  $D_L$ , and measured via measuring flux from it

$$D_L^2 \equiv \frac{L}{4\pi F}.$$

Consider now this idea in cosmology. Again, let us write metric in conformal time, but now we should keep track of changing area with distance at fixed solid angle,  $ds^2 = a^2 (d\eta^2 - d\chi^2 - \chi^2 d\Omega)$ . Surface area at the point of detection is  $4\pi\chi^2$  (we can always normalise scale factor today as  $a = 1$ ). Further, energy and arrival rates of registered photons are redshifted. This reduces the flux by  $(1+z)^2$ , where  $z$  is redshift of emitter. We get for observed bolometric flux

$$F = \frac{L}{4\pi\chi^2(1+z)^2},$$

and luminosity distance is

$$D_L \equiv \sqrt{\frac{L}{4\pi F}} = (1+z)\chi.$$

Therefore, measuring flux, we can determine comoving distance to a standard candle. We may not know the value of intrinsic luminosity  $L$ , but this is not necessary. It is important only that  $L$  should not vary from an object to object. Then we can compare ratio of fluxes at different redshifts and from there derive cosmology. For historical reasons astronomers measure flux in magnitudes, which are defined as  $\mu \propto 5 \log_{10} F$ . Ratio of fluxes will be difference in magnitudes. Now, we want to see how different are magnitudes of a standard candles at a given redshift in different cosmologies, say in cosmology which predicts  $\chi(z)$  and in a ‘‘base’’ cosmology which predicts  $\chi(z)_{\text{base}}$ . We find

$$\Delta\mu = \mu - \mu_{\text{base}} = 5 \log_{10} \left[ \frac{\chi(z)}{\chi(z)_{\text{base}}} \right] \quad (18)$$

Here  $\chi(z)$  and  $\chi(z)_{\text{base}}$  are given by Eq. (17) with its own sets of cosmological parameters each.

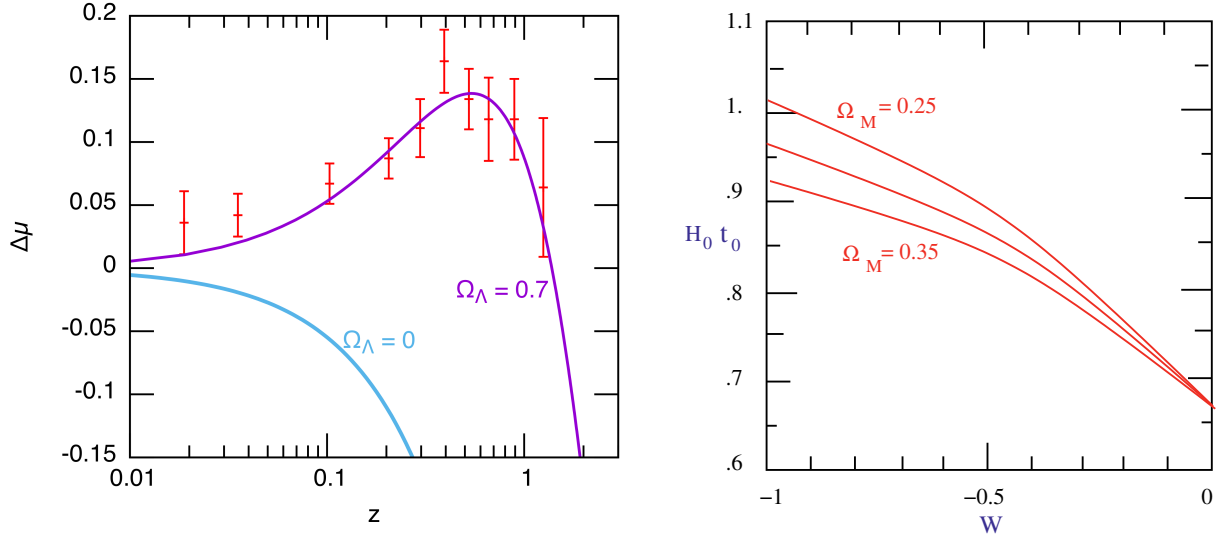
### 2.2.3 Dark Energy

Supernova of type Ia have been shown to be good standard candles. In measurements of luminosity distance to them the dark energy has been discovered. Below I illustrate this result in Fig. 1, left panel, using modern data and relation Eq. (18). Blue curve corresponds to the Universe without dark energy,  $\Omega_\Lambda = 0$ , while violet curve corresponds to the best fit over dark energy which gives  $\Omega_\Lambda = 0.7$ . As a base cosmology which was subtracted I used the Universe with  $\ddot{a} = 0$ , but the subtraction is not important here and is needed for the visualisation purposes only, to enhance separation of curves on a graph.

In fact, prior to the dark energy discovery in Supernova data, scientists already suspected for a while that it exists. Several hints existed, I illustrate the one derived from attempts to determine the Universe age. During matter dominated expansion  $a \propto t^{2/3}$ . Therefore, for a matter dominated Universe without dark energy we would have  $H_0 t_0 = 2/3$ . However direct measurements of the Hubble constant gave at the time  $H_0 = 70 \pm 7 \text{ km sec}^{-1} \text{ Mpc}^{-1}$ , while the age was estimated (using ages of the oldest stars) as  $t_0 = 13 \pm 1.5 \text{ Gyr}$ . Therefore, measurements producing  $H_0 t_0 = 0.93 \pm 0.15$  were in contradiction with prediction for the matter dominated Universe.

Let us see what happens if we add dark energy to a matter. The age of the multicomponent universe can be found integrating  $dt = ad\chi$  and using  $dz = -Hd\chi$ , which for the universe age at redshift  $z$  gives

$$t(z) = \int_z^\infty \frac{dz'}{(1+z')H(z')}.$$



**Fig. 1:** Evidence for the dark energy from Supernova data, left panel, and from the Universe age, right panel.

In particular, if equation of state of dark energy corresponds to a vacuum,  $w = -1$ , and universe is spatially flat,  $\Omega_\Lambda + \Omega_M = 1$ , this gives

$$H_0 t_0 = \frac{2}{3\sqrt{\Omega_\Lambda}} \ln \left( \frac{1 + \sqrt{\Omega_\Lambda}}{\sqrt{\Omega_M}} \right).$$

Such a universe with  $\Omega_\Lambda \simeq 0.7$  is a good fit to observations as opposed to a matter dominated universe, see Fig. 1, right panel and compare to a modern data in Table 2 which give  $H_0 t_0 \simeq 0.95$ .

### 3 Hot Big Bang

So far we have considered cosmography of the late Universe and found that the Universe should be filled with matter and dark energy. However, the Universe should contain radiation also. Today its contribution is negligible, but in the early Universe it was dominant fraction. Indeed, energy density of radiation is fastest growing fraction when we look back in time,  $a \rightarrow 0$ , see Table 1. And the Universe was hotter as well in this limit, see Eq. (12). To reach such conclusions we have to assume also that the Universe was in thermal equilibrium in the past. But this is inevitable too since in a denser medium relaxation time is shorter. Universe was indeed in thermal equilibrium in the past, as we will shortly see. The concept of the Hot Universe is so natural and so inevitable, that it is hard to imagine nowadays that it was not widely accepted until relict radiation has been observed.

#### 3.1 Cosmic Microwave Background Radiation

The Universe is filled with radiation which is left-over from the Big Bang. The name for this first light is Cosmic Microwave Background Radiation (CMBR). Measurements of tiny fluctuations (anisotropy) in CMBR temperature give a wealth of cosmological information and became a most powerful probe of cosmology.

This radiation was predicted by Georgi Gamov in 1946, who estimated its temperature to be  $\sim 5 K^\circ$ . Gamov was trying to understand the origin of chemical elements and their abundances. Most abundant, after hydrogen, is helium, with its shear being  $\sim 25\%$ . One possibility which Gamov considered was nucleo-synthesis of He out of H in stars. Dividing the total integrated luminosity of the stars by the energy released in one reaction, he estimated the number of produced He nuclei. This number was

too small in comparison with observations. Gamov assumed then that the oven where the light elements were cooked-up was the hot early Universe itself. He calculated abundances of elements successfully and found that the redshifted relic of thermal radiation left over from this hot early epoch should correspond to  $\sim 5 K^\circ$  at present. In one stroke G. Gamov founded two pillars (out of four) on which modern cosmology rests: CMBR and Big Bang Nucleosynthesis (BBN). Hot Big Bang theory was born.

Cosmic microwave background has been accidentally discovered by Penzias and Wilson [5] at Bell Labs in 1965 as the excess antenna temperature which, within the limits of their observations, was isotropic, unpolarized, and free from seasonal variations. A possible explanation for the observed excess noise temperature was immediately given by Dicke, Peebles, Roll, and Wilkinson and was published in a companion letter in the same issue [6]. Actually, they were preparing dedicated CMBR search experiment, but were one month late. Penzias and Wilson measured the excess temperature as  $\sim 3.5 \pm 1 K^\circ$ . It is interesting to note that the first (unrecognized) direct measurements of the CMB radiation was done by T. Shmaonov at Pulkovo in 1955, also as an excess noise while calibrating the RATAN antenna [7]. He published the temperature as  $(3.7 \pm 3.7) K^\circ$ . And even prior to this, in 1940, Andrew McKellar [8] had observed the population of excited rotational states of CN molecules in interstellar absorption lines, concluding that it was consistent with being in thermal equilibrium with a temperature of  $\approx 2.7 K^\circ$ . Its significance was unappreciated and the result essentially forgotten. Finally, before the discovery, in 1964 Doroshkevich and Novikov in an unnoticed paper emphasized [9] the detectability of a microwave blackbody as a basic test of Gamov's Hot Big Bang model.

The spectrum of CMBR is a perfect blackbody, with a temperature [10]

$$T_0 = 2.7255 \pm 0.0006 K^\circ, \quad (19)$$

as measured by modern instruments. This corresponds to 410 photons per cubic centimeter or to the flux of 10 trillion photons per second per squared centimeter.

### 3.2 Thermodynamics of the Universe

There is no explanation to CMBR but the hot Big Bang. And since CMB is the radiation with black body spectrum, we know that the Universe was once in the thermal equilibrium. It immediately follows from Eq. (12) that in the past the Universe was hotter since it was smaller. We can and should use thermodynamics describing the early Universe.

For particles in thermal equilibrium the phase-space distribution functions are:

$$f_i(k) = \frac{g_i}{(2\pi)^3} \frac{1}{e^{(k_0 - \mu_i)/T} \pm 1}, \quad (20)$$

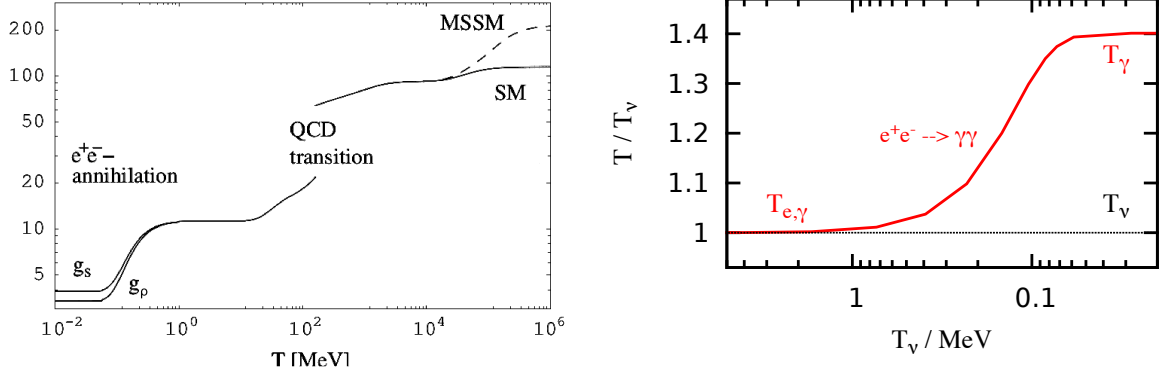
where  $k_0$  is particle energy,  $k_0 = \sqrt{\vec{k}^2 + m_i^2}$ ,  $\mu$  is chemical potential and the plus (minus) sign corresponds to fermions (bosons). Index  $i$  refers to different particles species and  $g_i$  is the number of their spin states, e.g. for photons, electrons and positrons  $g_\gamma = g_{e^-} = g_{e^+} = 2$  correspondingly, for neutrino and antineutrino  $g_\nu = g_{\bar{\nu}} = 1$ . All thermodynamical relations which we will need are derived using this function. In particular, number density of  $i$ -th particle species and their contribution into energy-momentum tensor are, correspondingly

$$n_i = \int d^3k f_i(k), \quad (21)$$

$$T_{\mu\nu}(i) = \int d^3k \frac{k_\mu k_\nu}{k_0} f_i(k). \quad (22)$$

Equation (22) gives energy density as  $\rho = T_{00}$ , while pressure is expressed through the trace over spatial part of the energy-momentum tensor,  $p = -T_j^j/3$ . To find overall energy density and pressure





**Fig. 2:** Left panel. Number of relativistic degrees of freedom,  $g_*$ , as a function of temperature. Solid line - the Standard Model case, dashed line - hypothetical behaviour in the Minimal Supersymmetric Standard Model (MSSM). Important events in the Universe evolutions are also indicated. Right panel. Increase of photon temperature over neutrino temperature during  $e^+e^-$  annihilation.

entering Friedmann equations one has to sum over all particle species,  $i$ . Entropy density is calculated as  $s = (\rho + p - \mu n)/T$ . Let us consider now important limits of these expressions.

1. *Relativistic particles.* First of all, for relativistic particles, regardless of particular form of  $f(k)$ , we have  $p = \rho/3$ . In other words, this relation is valid even out of thermal equilibrium and simply follows from definitions since  $k_0 = |\vec{k}|$  for  $m = 0$ . Further, for relativistic plasma without chemical potentials, integrals in Eqs. (21) and (22) can be calculated analytically and are slightly different for bosons and fermions. Summing out over all particles we find

$$n = g'_* \frac{\zeta(3)}{\pi^2} T^3 \quad (23)$$

$$\rho = g_* \frac{\pi^2}{30} T^4 \quad (24)$$

$$s = g_* \frac{2\pi^2}{45} T^3 \quad (25)$$

where  $\zeta(3) \approx 1.2$  is Riemann zeta function and

$$g'_* = \sum_{\text{bosons}} g_i + \frac{3}{4} \sum_{\text{fermions}} g_i \cdot$$

$$g_* = \sum_{\text{bosons}} g_i + \frac{7}{8} \sum_{\text{fermions}} g_i \cdot$$

In these expressions particles with  $m \ll T$  should be counted only, i. e.  $g_*$  and  $g'_*$  are functions of the temperature. Temperature dependence of  $g_*$  is shown in Fig. 2. Why it splits on  $g_s$  and  $g_\rho$  at  $T \approx \text{MeV}$  will be explained later on.

2. *Non-relativistic particles.* For non-relativistic particles all densities are exponentially suppressed in thermal equilibrium and, again in the case without chemical potentials, we find

$$n_i = g_i \left( \frac{m_i T}{2\pi} \right)^{3/2} e^{-m_i/T} \quad (26)$$

$$\rho_i = m_i n_i + \frac{3}{2} T n_i$$

$$p_i = T n_i$$

Here expression (26) for  $n_i$  is most important. In particular, it makes the basis for *Saha equation*, which will be used repeatedly throughout the lectures. This equation gives surviving amount of particles when they go out of equilibrium and will be used to discuss Big Bang nucleosynthesis, hydrogen recombination and abundance of thermally produced dark matter.

### 3.2.1 Cosmological density of neutrino

In the expanding Universe particle concentrations,  $n$ , are in equilibrium as long as reaction rate is sufficiently high  $\sigma n v > H$ , where  $\sigma$  is corresponding crosssection. After that distributions do not change in a comoving volume, i.e. "freeze-out". Weak interaction rate for neutrino  $\sigma_W n \sim G_F^2 T^2 \cdot T^3$  matches expansion rate,  $H \sim T^2/M_{\text{Pl}}$ , when  $G_F^2 M_{\text{Pl}} T^3 \approx 1$ . We conclude that neutrino are in thermal equilibrium at temperatures  $T \gg 1$  MeV and decouple from the rest of plasma at lower temperatures. Therefore, Standard Model neutrinos, which have small masses, decouple when they are still relativistic. The number density of neutrino at this time is given by Eq. (23) with  $g'_* = 2$ . Below this temperature, neutrinos are no longer in thermal equilibrium with the rest of the plasma, and their temperature simply decreases as  $T \propto 1/a$ . However, the cosmological background of photons is heated up by the  $e^+e^-$  annihilations shortly after neutrino "freeze-out". Let us find a relation between  $T_\nu$  and  $T_\gamma$ , which will also give the relation between  $n_\nu$  and  $n_\gamma$ .

Recall that entropy in the comoving volume conserves,  $g_* T^3 = \text{const}$ . Before annihilation  $g_* = g_\gamma + g_e \cdot (7/8) = 2 + 4 \cdot (7/8) = 11/2$ . After annihilation  $g_* = g_\gamma = 2$ . (Neutrinos are decoupled already and do not participate in these relations.) Since before annihilation  $T_\nu = T_\gamma$  the condition  $g_* T^3 = \text{const}$  gives for the neutrino temperature after positron annihilation

$$T_\nu = (4/11)^{1/3} T_\gamma. \quad (27)$$

This can be compared to the result of numerical integration of corresponding Boltzmann equations which is shown in Fig. 2, right panel. Present day photon temperature  $T_\gamma = 2.7255 \text{ K}$ , therefore, present day neutrino temperature is  $T_\nu = 1.9454 \text{ K}$ . For the number density of one flavour of left-handed neutrino and antineutrino we find  $n_\nu = 3n_\gamma/11 = 115 \text{ cm}^{-3}$ . Here we have used Eq. (23) and  $g_\gamma = g_\nu = 2$ . Right-handed neutrino, even if exist and light, are not in thermal equilibrium and are excited in small amounts, see Ref. [11] and Section 6.3.4 about "sterile" neutrino as dark matter.

Assume that by now neutrino became non-relativistic, i.e. their masses are larger than the present day temperature. In this case, neutrino energy density is given by  $\rho_\nu = \sum_i m_{\nu i} n_{\nu i}$ . Since it has to be smaller than  $\Omega_m \rho_c$ , we already have the constraint  $\sum_i m_{\nu i} < 93 \Omega_m h^2 \text{ eV} \approx 10 \text{ eV}$ . Modern cosmological constraints on neutrino masses are almost two orders of magnitude stronger actually (see later in the lectures).

Now, using Eqs. (24) and (27) we find that after "freeze-out" and  $e^+e^-$  annihilation (but at  $T > m_\nu$ ) the cosmological radiation background is parametrized as

$$\rho_r = \rho_\gamma + \rho_\nu = \frac{\pi^2}{15} T_\gamma^4 \left[ 1 + \frac{7}{8} \left( \frac{4}{11} \right)^{4/3} N_{eff} \right]. \quad (28)$$

At face value  $N_{eff}$  stands here for the number of active neutrino flavours and should be equal to three. But actually according to conventions used by cosmologists,  $N_{eff} \neq 3$ , neither it is integer. The reasons are as follows:

- When  $e^+e^-$  annihilate, neutrino are not decoupled completely yet since neutrino "freeze-out" temperature  $\approx 1 \text{ MeV}$  is too close to  $e^+e^-$  annihilation temperature. This leads to slight neutrino heating with distorted distribution (20) and to somewhat larger neutrino energy density  $\rho_\nu$  [12], which in applications is parametrised simply as larger  $N$ , to account only for the increase of  $\rho_\nu$ ,

$$N_{eff} = 3.046.$$

- There can be other contributions into radiation, e.g. light sterile neutrinos, Goldstones, or some other very light particles. These contributions are called "dark radiation". They are also included into  $N_{eff}$  and "dark radiation" is searched for in modern data as a signal that  $N_{eff} > 3.046$ .

Therefore,  $N_{eff}$  is another important cosmological parameter, potentially signalling new physics.

Now we can also understand why  $g_*$  splits on  $g_s$  and  $g_\rho$  at  $T \lesssim \text{MeV}$ . At these temperatures, radiation consists of two fractions with different temperatures each, gas of photons and gas of neutrino. Therefore, when

writing Eqs. (24) and (25) we have two options. We could have two terms in each of these equations, one for photons, another for neutrino, each term would have different temperatures. Or we can do the same way as in Eq. (28), including ratio of temperatures into  $g_*$  instead. And this latter approach has been decided to be more convenient by cosmologists. Since temperature enters in different powers to energy and entropy densities, we have splitting of  $g_*$  on  $g_s$  and  $g_\rho$ . Asymptotic values of these functions, which can be used at  $T < 100$  keV, are shown below, assuming there is no dark radiation

$$g_\rho(0) = 2 + 3.046 \left(\frac{7}{4}\right) \left(\frac{4}{11}\right)^{4/3} = 3.38, \quad (29)$$

$$g_s(0) = 2 + 3.046 \left(\frac{7}{4}\right) \left(\frac{4}{11}\right) = 3.94. \quad (30)$$

### 3.2.1.1 Matter-radiation equality

Radiation energy density scales with expansion as  $\rho \propto a^{-4}$ , while matter energy density scales as  $\rho \propto a^{-3}$ . It follows that the Universe was radiation dominated at the early stages of the evolution. Let us find now at which cosmological redshift and temperature the very important event happens: namely, when the energy density of radiation becomes equal to the energy density of matter. Using Eq. (28) with  $N_{eff} = 3.046$  and present day photon temperature, Eq. (19), we obtain  $\rho_r = 4.41 \times 10^{-10}$  GeV cm<sup>-3</sup> for the current radiation energy density. Recall now the value of critical density,  $\rho_c = 1.05 \times 10^{-5} h^2$  GeV cm<sup>-3</sup>, Eq. [13], to get  $\Omega_r = 4.2 \times 10^{-5} h^{-2}$ . Since radiation scales as  $\rho_r = \rho_c \Omega_r (1+z)^4$  while matter as  $\rho_m = \rho_c \Omega_m (1+z)^3$ , we find for the redshift of matter-radiation equality

$$1 + z_{eq} = \frac{\Omega_m}{\Omega_r} = 3400,$$

and for the corresponding temperature  $T_{eq} = 0.8$  eV. Deriving this I used values for  $\Omega_m$  and  $h$  from Table 2. Keeping those as free parameters we have  $T_{eq} = 5.6 \Omega_m h^2$  eV.

At higher temperatures the Universe was radiation dominated and its expansion was governed by the following Hubble parameter

$$H = \sqrt{\frac{8\pi G \rho_r}{3}} = \sqrt{\frac{8\pi^3 g_* T^4}{90 M_{Pl}^2}} \simeq 1.66 \sqrt{g_*} \frac{T^2}{M_{Pl}}. \quad (31)$$

Since during radiation dominated stage  $H = 1/2t$ , we obtain the Universe age (in seconds) as a function of temperature

$$t(s) = \frac{2.42}{\sqrt{g_*}} \left(\frac{\text{MeV}}{T}\right)^2.$$

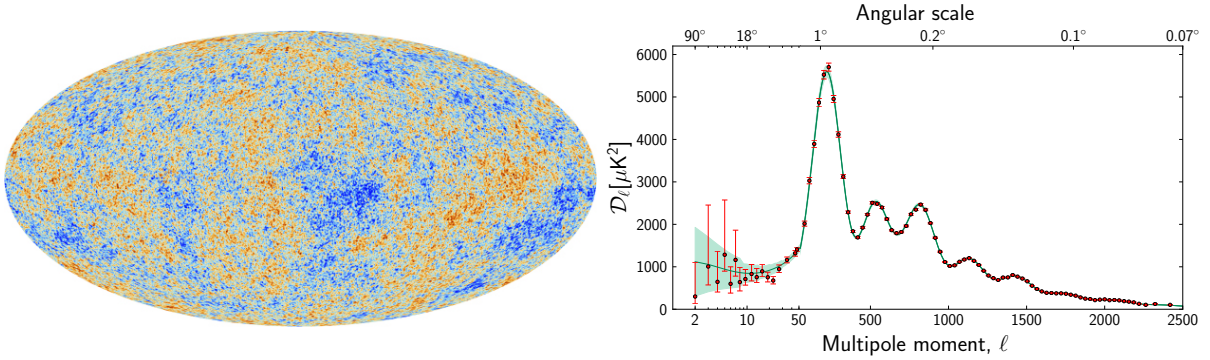
Stretching this time-temperature relation to equality temperature, and using expression (29) for  $g_*$ , we find that at equality the Universe was 65 thousand years old.

## 3.3 Last scattering of light

Baryonic matter is ionized at temperatures higher than the hydrogen ionization energy  $E_{ion} = 13.6$  eV and photons are in thermal equilibrium with primordial plasma. They cannot propagate large distances and the plasma is not transparent. With expansion the Universe cools down. At some point protons and electrons of primordial plasma recombined into neutral hydrogen and the Universe became transparent for radiation. This happens when the mean free path of photons becomes comparable to the size of the Universe at that time. Corresponding temperature is called "last scattering". After that photons are travelling without being affected by scattering. We see this light as Cosmic Microwave Background Radiation (CMBR). More precisely, the CMBR comes from the surface of the last scattering. We cannot see past this surface. Let us determine here when the last scattering had occurred in the early Universe.

Fraction of ionized hydrogen as function of temperature can be described by the Saha equation. It is derived by simply making ratios of number densities, Eq. (26), of different fractions in question in thermal equilibrium. For the case of hydrogen recombination

$$\frac{n_e n_p}{n_H} = \left(\frac{m_e T}{2\pi}\right)^{3/2} e^{-E_{ion}/T}. \quad (32)$$



**Fig. 3:** Sky map of primordial temperature fluctuations in Galactic coordinates (left panel) and temperature power spectrum (right panel) as measured by Planck space observatory [2].

Here  $n_e$ ,  $n_p$  and  $n_H$  are the number densities of electrons, protons, and neutral hydrogen respectively. Plasma is electrically neutral, i.e.  $n_e = n_p$ . To find closed relation for the fraction of ionized atoms,  $X \equiv n_p/(n_p + n_H) = n_p/n_B$ , we need the relation between the baryon number density,  $n_B$ , and temperature. This relation can be parameterized with the help of an important cosmological parameter called **baryon asymmetry**

$$\eta = \frac{n_B}{n_\gamma} = \frac{n_p + n_H}{n_\gamma} = (6.1 \pm 0.05) \times 10^{-10}, \quad (33)$$

where  $n_\gamma$  is the number density of photons, Eq. (23). Baryon asymmetry can be estimated by an order of magnitude by simply counting the number of baryons, or comparing element abundances predicted by the theory of Big Bang Nucleosynthesis to observations. Those are not most precise methods, though; the value presented in Eq. (33) was obtained from fitting the spectrum of CMBR fluctuations, see below. Nowadays, this is the most precise baryometer.

Defining recombination as the temperature when  $X = 0.1$ , we find  $T_{\text{rec}} \approx 0.3$  eV. The Universe became transparent for radiation when the mean free path of photons became comparable to the size of the Universe at that time. Photons scatter mainly on electrons and we find that the Universe became transparent when

$$(\sigma_{\gamma e} n_e)^{-1} \sim t. \quad (34)$$

Here,  $\sigma_{\gamma e} = 8\pi\alpha^2/3m_e^2$  is the Compton cross-section. For the temperature of last scattering we find  $T_{\text{ls}} \approx 0.26$  eV. Taking the ratio to the current CMBR temperature we find  $z_{\text{ls}} \approx 1000$ .

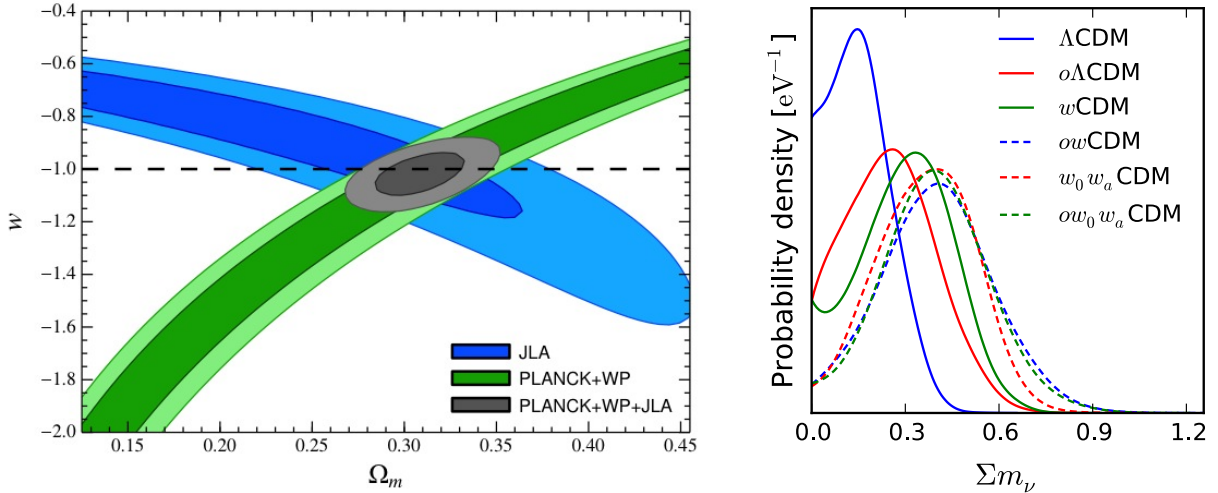
CMBR is the oldest light in the Universe. When registering it, we are looking directly at the deepest past we can, using photons. These photons had traveled the longest distances without being affected by scattering, and geometrically came out almost from the universe Horizon. Therefore the CMBR gives us a snapshot of the baby Universe at the time of last scattering.

#### 4 CMB power spectrum: tool of Precision Cosmology

The temperature of CMBR is slightly different in different patches of the sky - to 1 part in 100,000. These temperature deviations are shown in the sky map Fig. 3, left panel. Measurements of these tiny fluctuations (anisotropy) in CMBR temperature give us a wealth of cosmological information at an unprecedented level of precision and became a most powerful probe of cosmology. The functional form of the CMBR power spectrum is very sensitive to both the various cosmological parameters and to the shape, strength and nature of primordial fluctuations. This spectrum is shown in Fig. 3, right panel. In fact, the values of cosmological parameters listed in Table I largely came out from fitting model predictions to data as in this figure.

The temperature anisotropy,  $T(\mathbf{n})$ , as a function of viewing direction vector  $\mathbf{n}$ , as shown in Fig. 3, left panel, is naturally expanded in a basis of spherical harmonic,  $Y_{lm}$

$$T(\mathbf{n}) = \sum_{l,m} a_{lm} Y_{lm}(\mathbf{n}). \quad (35)$$



**Fig. 4:** Left panel: Combination of SN Ia (blue contours) and Planck data (green contours) tell us that the equation of state of the dark energy is consistent with that of a vacuum,  $w = -1$ , from Ref [19]. Right panel: Constraints on neutrino mass from combined Planck and BAO data, from Ref [20].

Coefficients  $a_{lm}$  in this decomposition define the angular power spectrum,  $C_l$

$$C_l = \frac{1}{2l+1} \sum_m |a_{lm}|^2. \quad (36)$$

Assuming random phases, the r.m.s. temperature fluctuation associated with the angular scale  $l$  can be found as

$$\Delta T_l = \sqrt{C_l l(l+1)/2\pi} \equiv \sqrt{D_l}. \quad (37)$$

Spectrum,  $D_l$ , as measured by Planck collaboration, is shown in Fig. 3, right panel. In fact, it was realized already right after the discovery of CMBR, that fluctuations in its temperature should have fundamental significance as a reflection of the seed perturbations which grew into galaxies and clusters. In a pure baryonic Universe it was expected that the level of fluctuations should be of the order  $\delta T/T \sim 10^{-2} - 10^{-3}$ . Measurements of the CMBR anisotropy with ever-increasing accuracy have begun. Once the temperature fluctuations were shown to be less than one part in a thousand, it became clear that baryonic density fluctuations did not have time to evolve into the nonlinear structures visible today. A gravitationally dominant dark matter component was invoked. For explanations why it is necessary, see Section 6. Eventually, fluctuations were detected [13] at the level of  $\delta T/T \sim 10^{-5}$ , consistent with the structure formation in Cold Dark Matter models with the Harrison-Zel'dovich spectrum of primordial perturbations motivated by cosmological Inflation, see Section 5 and Appendices.

The foundations of the theory of CMBR anisotropy were set out by Sachs & Wolfe [14], Silk [15], Peebles & Yu [16], Syunyaev & Zel'Dovich [17]. The measured spectrum of CMBR power has a characteristic shape of multiple peaks. Positions of these peaks and their relative amplitudes are sensitive to many cosmological parameters in a non-trivial way. Fitting the data to model predictions gives very accurate values for many of these parameters (though there are some degeneracies between different sets). Numerical calculations for different models were done already in Ref. [18], and power spectra exhibiting acoustic peaks (similar to those in Fig. 3, right panel) were presented. It was realized, in particular, that positions of the peaks are shifted with respect to each other for adiabatic and isentropic primordial fluctuations.

To improve significantly constraints on some cosmological parameters a combination of CMBR with other data is needed. For example, combining Planck data with Supernova data we find that the Dark energy equation of state is close to a vacuum,  $w = -1.02 \pm 0.06$  [19], while each of these sets alone would give weak constraints, see Fig. 4, left panel. Combination of Planck data with data on correlation properties of galaxy clustering, namely data on Baryon Acoustic Oscillations (BAO) tells us that the Universe is spatially flat,  $1 - \sum \Omega_i = 0.000 \pm 0.005$ , see Ref. [2]. That same data set improves many other constraints. An example of constraints on the sum of neutrino masses in this joint data set is shown in Fig. 4, right panel [20]. Solid blue line corresponds to the case of

$\Lambda$ CDM model, which means zero spatial curvature and  $w = -1$ . Other curves on this figure correspond to a Dark energy models with equation of state different from that of a vacuum. For the  $\Lambda$ CDM the constraint on the neutrino masses is  $\sum m_\nu < 0.22$  eV with positive  $2\sigma$  detection if Dark energy is more complicated substance than vacuum. However,  $\Lambda$ CDM is a good model and is consistent with all cosmological data to date.

Therefore  $\Lambda$ CDM can be safely assumed, and then other cosmological parameters can be determined quite well from the CMBR data alone. For example, parameters presented in Table 2 (except spatial curvature) were obtained from the CMBR data alone assuming  $\Lambda$ CDM model. Note that the constraint on  $\Omega_\Lambda$  from the supernova luminosity distance relations, Section 2.2.3, I also obtained assuming the  $\Lambda$ CDM model. Otherwise from the SN data alone we would only know for sure that the Universe expansion is accelerating, but the fraction of dark energy,  $\Omega_{DE}$ , would depend upon assumed equation of state  $w$ , as it is shown by blue contours in Fig. 4, left panel.

#### 4.1 Acoustic oscillations

As we could see already, large amount of cosmological information is encoded in the functional form of the CMBR power spectrum. To get feeling of physics which is behind, let us give a qualitative picture of why the CMBR power spectrum has a specific shape of a sequence of peaks, and explain how it depends on the values of particular cosmological parameters. Insight, sufficient for the purposes of these lectures, can be gained with the idealization of a perfect radiation fluid. In complete treatment, one has to follow the evolution of coupled radiation and metric fluctuations, i.e. to solve the linearized Einstein equations. However, essential physics of radiation (or matter) fluctuations can be extracted without going into the tedious algebra of General Relativity. It is sufficient to consider the energy-momentum conservation, Eq. (2). To solve for metric perturbations, full treatment based on Einstein equations, Eq. (1), is needed of course. We will not do that here, but simply quote results for the evolution of the gravitational potentials (coincident in some important cases with the solutions for the Newtonian potentials).

Perturbations of the ideal radiation fluid,  $p = \rho/3$ , can be separated into perturbations of its temperature, velocity and gravitational potential. In the general-relativistic treatment gravitational potential appears as a fractional perturbation of the scale factor in the perturbed metric

$$ds^2 = a^2(\eta) [(1 + 2\Psi)d\eta^2 - (1 - 2\Phi)dx^i dx_j] . \quad (38)$$

Two equations contained in the energy-momentum conservation,  $T^{\mu\nu}{}_{;\nu} = 0$  (i.e. temporal  $\mu = 0$  and spatial  $\mu = i$  parts of this equation), written in metric (38), can be combined to exclude the velocity perturbations. The resulting expression is simple

$$\ddot{\theta}_k + \frac{k^2}{3}\theta_k = -\frac{k^2}{3}\Phi_k + \ddot{\Phi}_k . \quad (39)$$

Note that this equation is the exact result for a pure radiation fluid. Here,  $\theta_k$  are Fourier amplitudes of  $\delta T/T$  with wavenumber  $k$ , and  $\Phi_k$  is a Fourier transform of gravitational potential. Analysis of solutions of the Einstein equations for  $\Phi$  shows that  $\Phi_k$  do not depend upon time in two important cases:

1. For superhorizon scales, which are defined as  $k\eta \ll 1$ .
2. For all scales in the case of matter dominated expansion,  $p = 0$ .

In these situations the last term in the r.h.s. of Eq. (39), namely,  $\ddot{\Phi}_k$ , can be neglected. The Einstein equations also restrict the initial conditions for fluctuations. For the adiabatic mode in the limit  $k\eta \ll 1$  one finds

$$\delta_{0k} = -2\Phi_{0k} , \quad (40)$$

where  $\delta \equiv \delta\rho/\rho$ , and subscript 0 refers to the initial values. The adiabatic mode is defined as a perturbation in the total energy density. For the one component fluid, which we consider here, only the adiabatic mode can exist. Note that fractional perturbation of the scale factor in metric (38),  $a(\eta, \mathbf{x}) = a(\eta) + \delta a(\eta, \mathbf{x}) \equiv a(\eta)(1 - \Phi)$ , can be expressed as perturbation of spatial curvature, see Eq. (4). Therefore, adiabatic perturbations are also called curvature perturbations. Let us re-write Eq. (40) for temperature perturbations:

- Radiation domination,  $\delta = 4 \delta T/T$ , and we find

$$\theta_{0k} = -\frac{\Phi_{0k}}{2} . \quad (41)$$

- Matter domination,  $\delta = 3 \delta T/T$ , and we find

$$\theta_{0k} = -\frac{2\Phi_{0k}}{3} . \quad (42)$$

Recall now that in the limit  $k\eta \ll 1$  the gravitational potential is time-independent,  $\Phi = \text{const.}$  Therefore, Eq. (39) has to be supplemented by the following initial conditions in the case of the adiabatic mode:

$$\theta_{0k} \neq 0, \quad \dot{\theta}_{0k} = 0. \quad (43)$$

#### 4.1.0.1 Temperature fluctuations on largest scales.

Let us consider the modes which had entered the horizon after matter-radiation equality,  $k\eta_{\text{eq}} < 1$ . For those modes,  $\dot{\Phi} = 0$  all the way from initial moments till present, and the solutions of Eq. (39) with adiabatic initial conditions is

$$\theta_k + \Phi_k = (\theta_{0k} + \Phi_{0k}) \cos\left(\frac{k\eta}{\sqrt{3}}\right). \quad (44)$$

As gravity tries to compress the fluid, the radiation pressure resists. As in everyday physics, this leads to acoustic oscillations. But here, it is important that oscillations are synchronized. All modes have the same phase regardless of  $k$ . This is a consequence of  $\dot{\theta}_{0k} = 0$ , which is valid for all  $k$ . At the last scattering, the universe becomes transparent for the radiation and we see a snapshot of these oscillations at  $\eta = \eta_{\text{ls}}$ .

To get its way to the observer, the radiation has to climb out of the gravitational wells,  $\Phi$ , which are formed at the last scattering surface. Therefore the observed temperature fluctuations are  $\theta_{\text{obs}} = \theta(\eta_{\text{ls}}) + \Phi$ , or

$$\theta_{k,\text{obs}} = \frac{1}{3}\Phi_{0k} \cos\left(\frac{k\eta_{\text{ls}}}{\sqrt{3}}\right), \quad (45)$$

where we have used Eq. (42), which relates initial values of  $\theta$  and  $\Phi$ . Note that overdense regions correspond to cold spots in the temperature map on the sky, since the gravitational potential is negative. This is famous Sachs-Wolfe effect [14].

#### 4.1.0.2 Acoustic peaks in CMBR.

Modes caught in the extrema of their oscillation,  $k_n\eta_{\text{ls}}/\sqrt{3} = n\pi$ , will have enhanced fluctuations, yielding a fundamental scale, or frequency, related to the universe sound horizon,  $s_* \equiv \eta_{\text{ls}}/\sqrt{3}$ . By using a simple geometrical projection, this becomes an angular scale on the observed sky. In a spatially flat Universe, the position of the first peak corresponds to  $l_1 \approx 200$ , see below. Both minima and maxima of the cosine in Eq. (45) give peaks in the CMBR power spectrum, which follow a harmonic relationship,  $k_n = n\pi/s_*$ , see Fig. 3, right panel.

The amplitudes of the acoustic peaks are recovered correctly after the following effects are taken into account:

1. Baryon loading. The effect of added baryons is exactly the same for the oscillator equation Eq. (44), as if we had increased the mass of a load connected to a spring, which oscillates in a constant gravitational field and with the starting point on the top of an uncompressed coil at rest. The addition of baryons makes a deeper compressional phase, and therefore increases every other peak in the CMBR power spectrum. (First, third, fifth, ...) The CMBR power spectrum is a precise baryometer.
2. Time-dependence of  $\Phi$  after horizon crossing in radiation dominated universe. Gravitational potentials are not constant, but decay inside the horizon during radiation domination. This decay drives the oscillations: it is timed in such a way that compressed fluid has no gravitational force to fight with, when the fluid turns around. Therefore, the amplitudes of the acoustic peaks increase as the cold dark matter fraction decreases, which allows to measure  $\Omega_m$ .
3. Dissipation. This leads to a dumping of higher order peaks in the CMBR power spectrum.

#### 4.1.0.3 Position of the first peak.

Position of the first peak is determined by the angular size of the sound horizon at last scattering. Let us calculate here a similar quantity: the causal horizon (which is larger by a factor of  $\sqrt{3}$  in comparison with the sound horizon). The comoving distance traveled by light,  $ds^2 = 0$ , from the ‘‘Big Bang’’ to redshift  $z$  is determined by a relation similar to Eq. (17), but with different integration limits

$$\chi(z) = \int_z^\infty \frac{dz'}{H(z')}, \quad (46)$$

where  $H(z)$  is given by Eq. (16). One has to integrate this relation with a complete set of  $\Omega_i$ . However, from the last scattering to  $z \sim 1$ , the Universe was matter dominated. Therefore, the causal horizon in a matter dominated Universe  $\chi(z) = 2/H_0\sqrt{1+z}$  should give a reasonable first approximation to the true value of integral in Eq (46). Consider now two light rays registered at  $z = 0$  which were separated by a comoving distance  $\chi(z_{\text{ls}})$  at the moment of emission. Since both propagate in the metric  $ds^2 = a^2(d\eta^2 - d\chi^2 - \chi^2 d\theta^2) = 0$ , we find for the angular size of horizon at last scattering

$$\theta_h = \frac{\chi(z_{\text{ls}})}{\chi(0) - \chi(z_{\text{ls}})} \approx \frac{1}{\sqrt{1+z_{\text{ls}}}} = \sqrt{\frac{T_0}{T_{\text{ls}}}} \approx 1.7^\circ. \quad (47)$$

Note that this is an approximate relation since we had neglected the dark energy contribution into expansion of the Universe at late stages. To get sound horizon we have to divide Eq. (47) by  $\sqrt{3}$ . Observationally, the sound horizon angular scale is tightly constrained by Planck from the position of the first peak:  $\theta_* = 0.59648^\circ \pm 0.00018^\circ$  [2]. This is important direct observable, which can be used to set constraints on cosmological parameters entering Eq. (47).

#### 4.1.0.4 Horizon problem.

Relation (47) tells us that regions separated by more than  $> 2^\circ$  on the map of microwave sky, Fig. 3, have not been in the causal contact prior to the last scattering in the standard Friedmann cosmology. We should see  $10^4$  causally disconnected regions at the surface of last scattering. Temperature could vary wildly from point to point which are further away from each other than  $2^\circ$ . Yet, CMBR temperature is the same to better than  $10^{-4}$  accuracy all over the sky. Observations tell us that all sky regions were somehow synchronized according to the adiabatic initial conditions, Eq. (43), with only small initial perturbations present,  $\Phi_i \ll 1$ . This constitutes the so-called ‘‘Horizon problem’’ of standard cosmology. In Section 5 we will see how this problem is solved in frameworks of inflationary cosmology.

## 5 Inflationary Cosmology

In frameworks of ‘‘classical’’ cosmology and assuming no fine-tuning, one concludes that a typical universe should have had Plankian size, live Plankian time and contain just a few particles. This conclusion is based on the observation that Friedmann equations contain single dimension-full parameter  $M_{\text{Pl}} \sim 10^{19}$  GeV, while dimensionless parameters naturally are expected to be of order unity. Yet, the observable Universe contains  $10^{90}$  particles in it and had survived  $10^{65}$  Plankian times. Where does it all come from? In other words, why is the Universe so big, flat ( $\Omega_0 \approx 1$ ) and old ( $t > 10^{10}$  years), homogeneous and isotropic ( $\delta T/T \sim 10^{-5}$ ), why does it contain so much entropy ( $S > 10^{90}$ ) and does not contain unwanted relics like magnetic monopoles? These puzzles of classical cosmology were solved with the invention of Inflation [21–26]. All these questions are related to the initial conditions and one can simply postulate them. The beauty of Inflation is that it generates these unnatural initial conditions of Big Bang, while the pre-existing state (which can be arbitrary to a large extent) is forgotten. Moreover, with development, Inflationary theory delivered unplanned bonuses. Not only does the Universe become clean and homogeneous during inflation, but also the tiny perturbations necessary for the genesis of galaxies are created with the correct magnitude and spectrum. Below we consider the basics of Inflationary cosmology.

### 5.1 Big Bang puzzles and Inflationary solutions

By definition, Inflation is a period in the Universe evolution when  $\ddot{a} > 0$ . Using the second Friedmann equation, Eq. (7), we find that the inflationary stage is realized when  $p < -\rho/3$ . In particular, if  $p = -\rho$  the energy density remains constant during expansion in accord with the first law of thermodynamics, Eq. (8), and the physical volume expands exponentially fast,  $a(t) = e^{Ht}$ , see Eq. (6). Let us see now how the condition  $\ddot{a} > 0$  during some early stage solves problems of classical cosmology.

#### 5.1.0.1 Horizon problem

In Section 4.1.0.4 we have found that the angular size of horizon at the moment of last scattering is  $\approx 2^\circ$ , see Eq. (47), which tells us that we observe  $10^4$  causally disconnected regions at the surface of last scattering. The question then arises, why is the Universe so homogeneous at large scales?

This problem can be solved if during some period of time the Universe expansion was sufficiently fast. To find quantitative requirement, let us consider a power law for the Universe expansion,  $a(t) \propto t^\gamma$ . The physical size



of a given patch grows in proportion to the scale factor,  $R_P \propto a(t)$ . On the other hand, Eq. (46) tells us that the physical size of a causally connected region (horizon) grows in proportion with time,  $R_H = a\chi = t/(1 - \gamma)$ .

The exponent  $\gamma$  depends upon the equation of state,  $\gamma = 1/2$  for radiation and  $\gamma = 2/3$  for the matter dominated expansion. In any case, for the ‘‘classical’’ Friedmann Universe  $\gamma < 1$  and the horizon expands faster than volume. Take the largest visible patch today. It follows that in the past its physical size should have been larger than the horizon size (since they are equal today) and therefore this patch should have contained many causally disconnected regions. On the other hand, if during some period of evolution  $\gamma > 1$ , the whole visible Universe could have been inflated from one (‘‘small’’) causally connected region. In such cosmology, any given patch in the Universe passes the boundary of causally connected region twice. First when it is inflated and becomes bigger than horizon, and second, when the inflationary stage changes to ‘‘Big Bang’’ and causally connected region at some future point in time becomes larger than this given patch. Note that  $\gamma > 1$  means  $\ddot{a} > 0$ .

### 5.1.0.2 Curvature problem

The first Friedmann equation (6) can be re-written as

$$k = a^2 \left( \frac{8\pi G}{3} \rho - H^2 \right) = a^2 H^2 (\Omega - 1) = \dot{a}^2 (\Omega - 1). \quad (48)$$

Since  $k$  is a constant, we immediately see the problem: during matter or radiation dominated stages  $\dot{a}^2$  decreases (this happens for any expansion stage with  $\ddot{a} < 0$ ), and  $\Omega$  is driven away from unity. However, at present we observe  $\Omega \approx 1$ . Therefore, initially the Universe has to be extremely fine-tuned, say at the epoch of nucleosynthesis, when temperature was  $T \sim 1$  MeV, one should have  $|\Omega(t_{\text{NS}}) - 1| < 10^{-15}$ , and even stronger tuning is required at earlier epochs. A possible solution is obvious: accelerated expansion  $\ddot{a} > 0$  increases  $\dot{a}$  and therefore drives  $\Omega(t)$  to unity prior to radiation dominated stage. A robust prediction of inflationary cosmology is a flat Universe,  $\Omega = 1$ .

### 5.1.0.3 The problem of Entropy

As we know already, the energy of a vacuum stays constant despite the expansion. In this way, room for matter full of energy could have been created. If there is mechanism to convert vacuum energy into particles and radiation at some later stage, then the observed huge entropy will be created and the problem of entropy will be solved. Potentially, this mechanism works for any inflationary scenario, since the product  $\rho a^3$  is guaranteed to grow whenever  $\ddot{a} > 0$ . However, the important question is whether a graceful exit out of the inflationary stage and successful reheating is indeed possible. In practice, this issue has killed a number of inflationary models. Remarkably, the original model by A. Guth [23] had being ruled out precisely on these grounds [27].

### 5.1.0.4 For how long the inflationary stage should last?

Inflation has to continue for a sufficiently long time for the problems of horizon, curvature and entropy to be solved. All these requirements give roughly the same condition on the number of ‘‘e-foldings’’ of inflation [23] and we present here a (simplified) derivation based on entropy. Multiplying the current temperature in the universe by its visible size we find  $T_0 a_0 \chi_0 \sim 10^{30}$ , where  $\chi_0$  is the comoving size of the present horizon. We also want the whole visible universe to be inflated out of a single causally connected patch. A given wave mode is in vacuum state when its wavelength is smaller than the size of Hubble parameter during inflation and becomes frozen as a classical fluctuation when it becomes larger. This is just a consequence of the quantum field theory in a universe expanding with acceleration,  $\ddot{a} > 0$ , see Appendices. Therefore, important inflationary period, which can be linked to observations, is from the moment when the patch corresponding to the whole visible Universe goes out of the Hubble scale and to the moment when inflation ends, i.e. from the moment  $a_i \chi_0 = H^{-1}$  until  $a_r = e^{N_*} a_i$ , where the number of e-foldings,  $N_* \equiv H\Delta t$ , parametrises duration of this inflationary period. At the end of inflation the vacuum energy goes to radiation with temperature  $T_r$  which is related to the present day temperature as  $T_r a_r = T_0 a_0$ , see Eq. (12), and we neglect here the change in the number of relativistic degrees of freedom from  $T_r$  to  $T_0$ . This gives

$$\frac{T_r}{H} e^{N_*} \approx 10^{30}. \quad (49)$$

Number of e-foldings  $N_*$  depends upon reheating temperature. In popular models of Inflation the ratio  $T_r/H_i$  is within a couple orders of magnitude from unity, and we find  $50 \lesssim N_* \lesssim 60$ . I stress again that  $N_*$  is not the duration of inflation. The latter cannot be smaller than  $N_*$ , but inflation can last longer of course, and then our Universe is homogeneous to scales much much larger than its visible part today.

## 5.2 Models of Inflation

Consider energy-momentum tensor  $T_{\mu\nu}$  for a scalar field  $\varphi$

$$T_{\mu\nu} = \partial_\mu\varphi \partial_\nu\varphi - g_{\mu\nu} \mathcal{L}, \quad (50)$$

with the Lagrangian

$$\mathcal{L} = \partial_\mu\varphi \partial^\mu\varphi - V(\varphi). \quad (51)$$

In a state when all derivatives of  $\varphi$  are zero, the stress-energy tensor of a scalar field simplifies to  $T_{\mu\nu} = V(\varphi) \delta_{\mu\nu}$ . This corresponds to a vacuum state. Indeed, comparing with Eq. (5), we find  $V = \rho = -p$ . A large number of inflationary models exists where  $\varphi \approx \text{const}$  during some period of evolution and vacuum-like state is imitated. Such field is called inflaton.

1. *False vacuum inflation.* Conceptually simple and easily understandable scenario was suggested by A. Guth [23]. Consider potential  $V(\phi)$  which has a local minimum with a non-zero energy density separated from the true ground state by a potential barrier. A universe which happened to be trapped in the meta-stable minimum will stay there for a while (since such a state can decay only via subbarrier tunneling) and expansion of the universe will diminish all field gradients. Then the Universe enters a vacuum state and Inflation starts. Subsequent phase transition into the true minimum ends inflationary stage and creates the radiation phase. Today the model of Guth and its variants based on potential barriers is good for illustration purposes only. It did not stand up to observations since inhomogeneities which are created during the phase transition into the radiation phase are too large [27]. But the model gives easily understandable answer to the frequently asked question: how can it be that the energy density stays constant despite the expansion?

2. *Chaotic inflation.* Andrei Linde was first to realize that things work in the simplest possible setup [26]. Consider potential

$$V(\phi) = \frac{1}{2} m_\phi^2 \phi^2. \quad (52)$$

Field equation in an expanding Universe and for the homogeneous mode is  $\ddot{\phi} + 3H\dot{\phi} + m_\phi^2\phi = 0$ . If  $H \gg m_\phi$ , the “friction”  $3H\dot{\phi}$  dominates and the field does not move (almost). Therefore, time derivatives in  $T_{\mu\nu}$  can be neglected, and inflation starts (in a sufficiently homogeneous patch of the Universe). A Hubble parameter in this case is determined by the potential energy,  $H \approx m_\phi\phi/M_{\text{Pl}}$ , and we see that inflation starts if the initial field value happened to satisfy  $\phi > M_{\text{Pl}}$ . During inflationary stage the field slowly rolls down the potential hill. This motion is very important in the theory of structure creation, see Appendices. Inflation ends when  $\phi \sim M_{\text{Pl}}$ . At this time, field oscillations start around the potential minimum and later decay into radiation. In this way all matter content has been likely created in our Universe. In general, this model generalises to arbitrary monomial  $V(\phi) \propto \phi^\alpha$  as field potential at large  $\phi$ .

3.  *$R^2$  - inflation.* Historically, this is the first model of inflation. It was invented by A. Starobinsky [21, 22]. Einstein-Hilbert action, leading to Einstein equations (1) should be modified inevitably in quantum field theory on a curved space-time. In particular, counter-terms proportional to the squares of different curvature tensors should be added to cancel divergences. Starobinsky considered the simplest form of extended gravitational Lagrangian

$$L = \frac{M_{\text{Pl}}^2}{2} R + \beta R^2, \quad (53)$$

where  $R$  - scalar curvature and  $\beta$  - some dimensionless constant. Universe inflates in this model. It can be understood as follows. After conformal rotation this model is equivalent to the usual Einstein gravity plus a scalar field with potential

$$V(\phi) = \Lambda^4 \left( 1 - e^{-\sqrt{2/3} \phi/M_{\text{Pl}}} \right)^2.$$

This potential has very flat plateau at  $\phi > M_{\text{Pl}}$ , and with such initial value of  $\phi$  the Universe will inflate. The Universe will be heated up in the same way as in chaotic inflation after  $\phi$  will slowly reach  $M_{\text{Pl}}$ .

## 5.3 Unified theory of Creation

During Inflation the Universe was in a vacuum-like state. We have to figure out how this “vacuum” had been turned into the matter we observe around us, and how primordial fluctuations which gave rise to galaxies were created. Solution to all these problems can be understood in a single unified approach. Basically, everything reduces to

a problem of particle creation in a time-dependent classical background. On top of every “vacuum” there are fluctuations of all quantum fields which are present in a given model. This bath of virtual quanta is indestructible, and even Inflation cannot get rid of it. Being small, fluctuations obey an oscillator equation

$$\ddot{u}_k + [k^2 + m_{\text{eff}}^2(\eta)] u_k = 0, \quad (54)$$

here  $u_k$  are amplitudes of fluctuating fields in Fourier space. Effective mass becomes time dependent through the coupling to time-dependent background. Because  $m_{\text{eff}}$  is time dependent, it is not possible to keep fluctuations in a vacuum. If oscillators with momentum  $k$  happened to be in the vacuum at one time, they will not be in the vacuum at a latter time because positive and negative frequency solutions mix, see Appendices. Several remarks are in order.

- Eq. (54) is valid for all particle species.
- The equation looks that simple in a conformal reference frame  $ds^2 = a(\eta)^2 (d\eta^2 - dx^2)$ . (And a “dot” means derivative with respect to  $\eta$ .)
- Of particular interest are ripples of space-time itself: curvature fluctuations (scalar fluctuations of the metric) and gravity waves (tensor fluctuations of the metric).
- Effective mass  $m_{\text{eff}}$  can be non-zero even for massless fields. Gravitational waves give the simplest example [28], with  $m_{\text{eff}}^2 = -\ddot{a}/a$ . The effective mass for curvature fluctuations has a similar structure  $m_{\text{eff}}^2 = -\ddot{z}/z$ , but with  $a$  being replaced by  $z \equiv a\dot{\phi}/H$ , see Refs. [29–32].
- For a scalar field which does not couple to the inflation, the effective mass is given by Eq. (67). For conformally coupled, but massive scalar it reduces to  $m_{\text{eff}} = m_0 a(\eta)$ .

Note that creation in Inflationary theory is possible because nature is not conformally-invariant. Otherwise,  $m_{\text{eff}}$  would be time-independent and vacuum would remain vacuum forever. There are two important instances of time varying classical background in cosmology: expansion of space-time,  $a(\eta)$ , and motion of the inflaton field,  $\phi(\eta)$ . Both can be operational separately or together at any epoch of creation:

- During inflation. This is when superhorizon size perturbations of metric are created, which give seeds for the formation of galaxies and Large Scale Structure in general.
- After inflation while the inflaton oscillates. This is when matter itself is created out of energy generated from the vacuum.

There are several primary observables which can be calculated out of  $u_k$  and further used for calculation of quantities of interest. Most useful are:

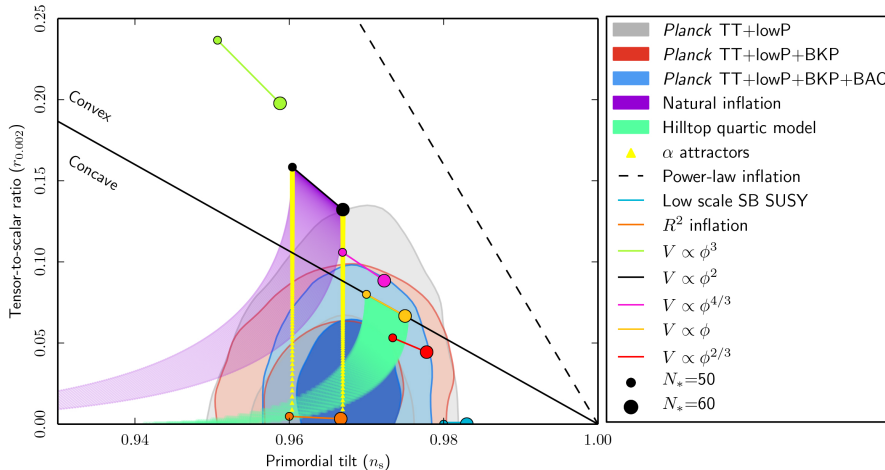
- The particle occupation numbers,  $n_k$ . Integration over  $d^3k$  gives the particle number density.
- The power spectrum of field fluctuations,  $P(k) \equiv u_k^* u_k$ . Integration over  $d^3k$  gives the field variance.

Depending on physical situation, only one or the other may have sense. The particle number in a comoving volume is useful because it is adiabatic invariant on sub-horizon scales (or when  $m > H$ ) and allows to calculate the amount of created matter and abundances of various relics, e.g. dark matter. But it has no meaning at super-horizon scales when  $m < H$ . Then the power spectrum of field fluctuations is used which allows to calculate density perturbations and gravitational waves generated during inflation. Necessary details of such calculation are given in Appendices.

### 5.3.1 Testing Inflationary predictions

Typically, the spectrum of curvature perturbations generated during inflations has a form  $P_\zeta(k) = A_s k^{n_s}$ , where  $A_s$  and  $n_s$  are constants (i.e. weakly depend upon scale  $k$ ). Similarly, for gravitational waves  $P_T(k) = A_T k^{n_T}$ . To the first approximation, the Hubble parameter  $H$  during inflation is constant. Then, power spectra do not depend on  $k$  and  $n_S = 1$ ,  $n_T = 0$ . This case is called the Harrison-Zel’dovich spectrum [35, 36] of primordial perturbations which has been suggested on general grounds before inflationary theory was invented. However, in reality,  $H$  is changing and these constants take different, model dependent values. Nevertheless, there is model independent relation between the slope of tensor perturbations and the ratio of power in tensor to curvature modes

$$r \equiv \frac{P_T(k)}{P_\zeta(k)} = -8n_T. \quad (55)$$



**Fig. 5:** Constraints on inflationary models in the  $(n_s, r)$  plane, from Ref. [34]. Coloured line segments with circles at ends correspond to predictions of different inflationary models with different inflation potentials. Within each segment  $N_*$  varies in the interval  $50 \leq N_* \leq 60$ , see Eq. (49).

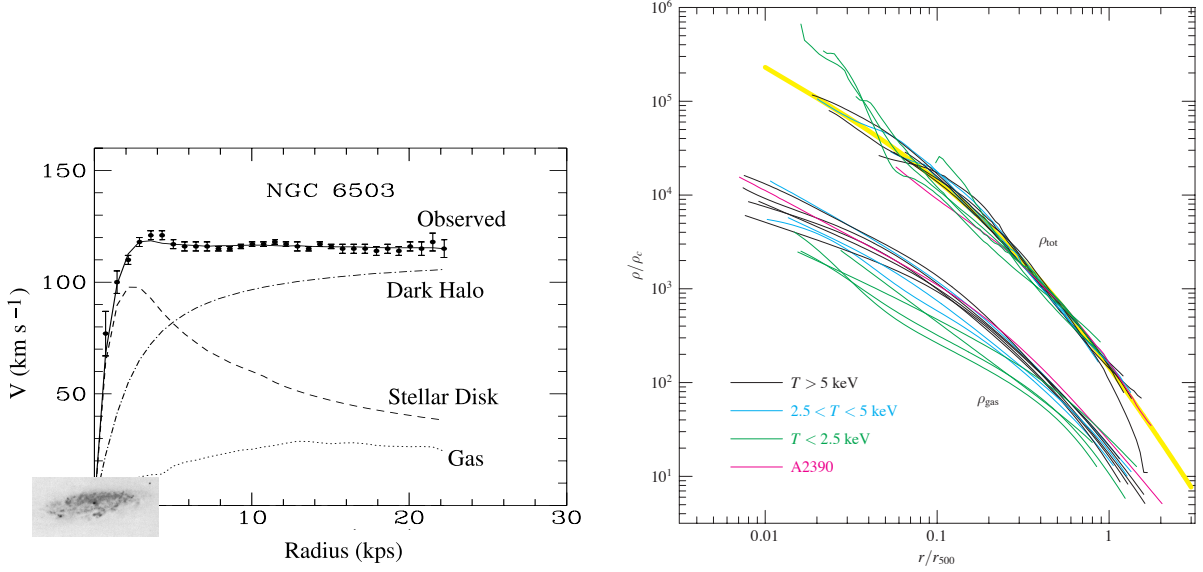
This is called the *consistency relation* to which (simple) inflationary models should obey. It will be robust and ultimate test of inflationary theory when imprint of gravitational waves in a CMBR will be discovered.

However, both  $A_s$  and  $n_s$  are measured, extracted from CMBR observations and can be compared to model predictions. The most recent constraints in the  $(n_s, r)$  plane, obtained by Planck collaboration [34] are presented in Fig. 5. We see that in chaotic inflationary model, Eq. (52), the gravitational waves would have been already discovered by Planck, and this model is ruled out nowadays. Best runner is  $R^2$  model of A. Starobinsky, Eq. (53), which is a perfect fit. However, observation of the imprint of gravity waves in this model will be very difficult task, if possible at all.

To summarise, all predictions of Inflationary cosmology, which could have being tested so far, have being confirmed. In particular, the Universe is spatially flat (within experimental errors), see Table I. The primordial perturbations are of superhorizon size and adiabatic. The spectral index is close to the Harrison-Zeldovich case, see Fig. 5. Crucial test of inflationary paradigm would be detection of gravity waves and verification of the consistency relation.

## 6 Dark Matter

We have seen already in Section 4 that CMBR observations accurately measure the nature and spectrum of the primordial fluctuations, the geometry of the Universe, its present expansion rate and its composition, see also Table 2, which is based on these observations. In particular, these measurements tell us that in addition to baryonic matter there should be also dark matter which so far had been seen only through its gravitational influence. This "sterility" leaves open the possibility that in fact we should look for modification of gravity, not for dark matter, in order to explain the missing mass problem. While both possibilities are exciting and beyond contemporary physics, a successful modified gravity theory was not constructed yet. Therefore, I will not discuss numerous attempts and various models of modified gravity here, instead I'll just give two original references, the early one [37], and the most recent one [38]. It is difficult to construct such a theory for several reasons. In particular, the evidence for missing mass exists at various scales and epochs while modification should explain everything. Contrary to that, e.g. simple variants of MOND [37] do explain the "missing mass" on galactic scales without invoking dark matter, but fail to explain other evidence. Moreover, MOND is phenomenological, non-relativistic prescription, not a theory. Therefore, other cosmological tests, beyond CMBR, are also important. Below we consider cosmological observations that are independent of the CMB but also point to the existence of non-baryonic dark matter. At the end of the section I briefly discuss some popular models of dark matter and present status of dark matter searches in corresponding models.



**Fig. 6:** *Left panel:* Rotational curve of the galaxy NGC6503. I superimposed the optical image of corresponding galaxy with the rotational curve, approximately to scale in radius. *Right panel:* Scaled cluster density profiles extracted from X-ray observations of different clusters, from Ref. [45].

## 6.1 Dark Matter: the evidence

Missing mass is seen on all cosmological scales. In particular, it reveals itself as

- Flat rotational curves in galaxies;
- Gravitational potential which confines galaxies and hot gas in clusters;
- Gravitational lenses in clusters;
- Gravitational potential which allows structure formation from tiny primeval perturbations;
- Gravitational potential which creates CMBR anisotropies.

In this subsection I shortly review this overwhelming evidence for the unseen, but gravitating mass.

### 6.1.1 Dark Matter in Galaxies

Consider a test particle which is orbiting a body of mass  $M$  at a distance  $r$ . Within the frameworks of Newtonian dynamics the velocity of a particle is given by

$$v_{\text{rot}} = \sqrt{\frac{GM(r)}{r}}. \quad (56)$$

Outside of the body, the mass does not depend on distance, and the rotational velocity should obey the Kepler law,  $v_{\text{rot}} \propto r^{-1/2}$ . Planets of the Solar system obey this law. However, this is not the case for stars or gas which are orbiting galaxies. Far away from the visible part of a galaxy, rotational curves are still rising or remain flat. An example is shown in Fig. 6, left panel. An optical image of the NGC6503 galaxy is superimposed with its rotational curve, approximately to correct scale. The contribution of visible baryons in the form of stars and hot gas can be accounted for, and the expected rotational curve can be constructed. The corresponding contributions are shown in Fig. 6, left panel. One can see that the data-points are far above the contribution of visible matter. The contribution of missing dark mass, which should be added to cope with data, is also shown and is indicated as Dark Halo. For the rotational velocity to remain flat, the mass in the halo should grow with the radius as  $M(r) \propto r$ , i.e., the density of dark matter in the halo should decrease as  $\rho(r) \propto r^{-2}$ .

### 6.1.2 Dark matter density profiles.

To interpret what is seen in the data, in particular, to interpret the results of direct and indirect dark matter searches, and to plan for further strategy, it is important to know the expected phase-space structure of the dark halo and corresponding dark matter density profiles. For interacting particles a thermal distribution over energies is eventually established. However, in conventional cold dark matter models, particles are non-interacting, except gravitationally. Binary gravitational interactions are negligible for elementary particles, and resulting phase-space distributions are not unique, even for a stationary equilibrium states, and even if constraint to the flat rotational curves is enforced. Below I highlight several such distributions, which are often discussed in the literature and are used in applications.

1. The simplest self-gravitating stationary solution which gives flat rotational curves corresponds to an “isothermal sphere” with Maxwellian distribution of particles over velocities:

$$n(\vec{r}, \vec{v}) = n(r) e^{-v^2/v_0^2}. \quad (57)$$

Solution of the equation of hydrostatic equilibrium can be approximated by the density profile

$$\rho(r) = \frac{\rho_0}{(1+x^2)}, \quad \text{where } x \equiv r/r_c. \quad (58)$$

It should be stressed that the distribution Eq. (57), in contrast to a distribution in real thermal equilibrium, depends on particle velocities, not on their energies. Such distributions may arise in time-dependent gravitational potential as a result of collisionless relaxation.

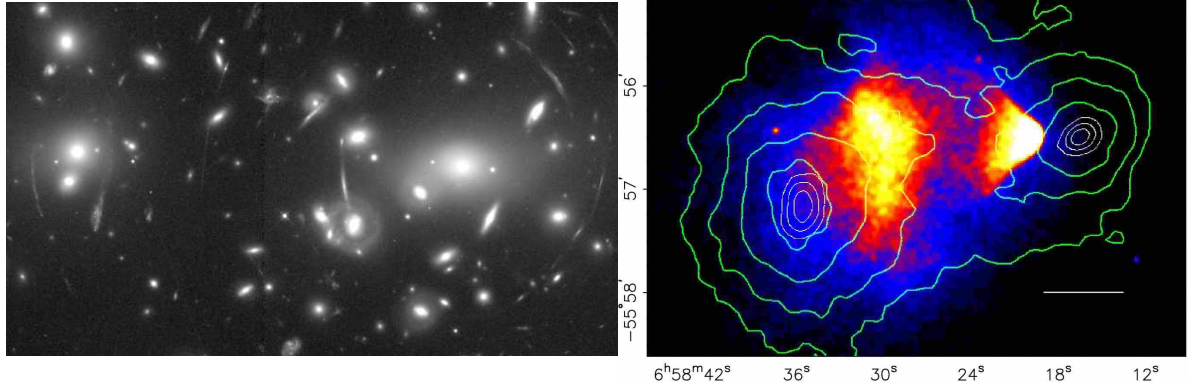
2. There exist several density profiles which are empirical fits to numerical simulations, most often used is Navarro, Frenk & White (NFW) profile [39].

$$\rho(r) = \frac{\rho_0}{x(1+x)^2}. \quad (59)$$

3. In the CDM model, the distribution of dark matter particles in the phase space during initial linear stage prior to structure formation corresponds to thin hypersurface,  $\mathbf{v} = H\mathbf{r}$  (this is just Hubble law). Since during collisionless evolution the phase-space density conserves as a consequence of the Liouville theorem, then even at the non-linear stage the distribution will still be a thin hypersurface. It can be deformed in a complicated way and wrapped around, but it cannot tear apart, intersect itself, puff up or dissolve. The resulting idealised phase-space distribution describing isolated dark halo has been studied in Ref. [40] for the case of spherical symmetry. Initial thin hypersurface gets wrapped around indeed, forming large and ever increasing number of folds in the phase space in the inner galaxy. Existence of such a folded structure is a topological statement. Corresponding model is also called “infall model”. It reproduces flat rotational curves, but there are several interesting differences to other distributions, though. Rotational curves of the infall model have several small ripples which appear near caustics in the dark matter distribution. (Those are places in the phase-space where particles turn-around and have zero velocity). It is important to note that caustics may be observable and their discovery in real data will prove that the missing mass is dark matter indeed, not a modification of gravity, even if dark matter particles will not be directly identified. The energy spectrum of dark matter particles at a fixed position also deviates from other distributions. This may be important for the direct dark matter searches. Also, the infall model gives the insight [40] on why the empirical fit, the NFW profile, has this particular form, Eq (59). Observationally, signature of the infall is seen e.g. in our local group of galaxies [41], but at largest distances, outside of caustics. Caustics which are furthest away from the galaxy centre were resolved recently in the high-resolution N-body modelling of galaxy formation [42]. To understand how far the folded structure of the infall model continues into the inner halo in a galaxy like our own will require even larger simulations with better resolution.

### 6.1.3 Dark Matter in Clusters of Galaxies

Already in 1933, F. Zwicky [43] deduced the existence of dark matter in the Coma cluster of galaxies. Nowadays, there are several ways to estimate masses of clusters: based on the kinetic motion of member galaxies, on X-ray data, and on gravitational lensing. These methods are different and independent. In the dynamical method, it is assumed that clusters are in virial equilibrium, and the virialized mass is easily computed from the velocity dispersion. In X-ray imaging of hot intracluster gas, the mass estimates are obtained assuming hydrostatic equilibrium. Mass estimates based on lensing are free of any such assumptions. All methods give results which are consistent with each other, and tell that the mass of the luminous matter in clusters is much smaller than the total mass.



**Fig. 7:** *Left panel:* Image of the cluster Abell 2218 taken with the Hubble space telescope (see Ref. [46]). Spectacular arcs resulting from strong lensing of background galaxies by dark matter in the cluster are clearly seen. *Right panel:* Deep Chandra image of the Bullet cluster. The X-ray brightness of the gas component is coded in yellow, red and blue colours. Distribution of the gravitating mass, obtained from weak lensing reconstruction, is shown by green contours, from Ref. [50].

Recent review on basic properties of clusters and their role in modern astrophysics and cosmology can be found e.g. in [44].

*Kinetic mass estimates.* Those are based on the virial theorem,  $\langle E_{\text{pot}} \rangle + 2\langle E_{\text{kin}} \rangle = 0$ . Here  $\langle E_{\text{kin}} \rangle$  is averaged kinetic energy of a constituents in the gravitationally bound object (e.g. cluster of galaxies) and  $\langle E_{\text{pot}} \rangle$  is their averaged potential energy. Measuring the velocity dispersion of galaxies in the clusters and its geometrical size gives an estimate of the total mass,

$$M \sim \frac{2\langle r \rangle \langle v^2 \rangle}{G}. \quad (60)$$

The result can be expressed as mass-to-light ratio,  $M/L$ , using the Solar value of this parameter. For the Coma cluster, which consists of about 1000 galaxies, Zwicky [43] has found

$$M/L \sim 300 h (M_{\odot}/L_{\odot}). \quad (61)$$

Modern techniques end up with very much the same answer.

*Mass estimates based on X-rays.* Mass is also traced in clusters of galaxies by the hot gas which is visible in X-rays. Assume hot gas is in thermal equilibrium in a gravitational well created by a cluster. Then, cluster mass profiles can be derived from the gas density and temperature as functions of the distance to a cluster centre. This independent method has its own advantages and disadvantages. With respect to galaxy dynamics (see above) or lensing mass estimates (see below), this method has the advantage of being less sensitive to projection effects along the line of sight through the cluster. However, validity of the assumptions of ICM hydrostatic equilibrium and spherical symmetry of the cluster gravitational potential wells may depend on the evolutionary state of the cluster.

As an example, the radial density profiles derived in Ref. [45] from the Chandra X-ray satellite data are shown in Fig. 6, right panel. We see that dark matter density exceeds gas density by an order of magnitude at any value of the radius. Dark matter density as a function of radius is well fitted by NFW profile, Eq. (59), which is shown by thick yellow line. Total gas mass fractions varies between 5 and 15 percent from cluster to cluster and systematically depends upon cluster mass. These values are somewhat lower than the Universal baryon fraction suggested by the CMB observations, but approaches it for the heaviest clusters.

*Gravitational Lensing.* As photons travel from a background galaxy to the observer, their trajectories are bent by mass distributions. This effect of gravitational lensing allows direct mass measurement without any assumptions about the dynamical state of the cluster. The method relies on the measurement of the distortions that lensing induces on the images of the background galaxies, an example of such distortions is shown in Fig. 7, left panel. A reconstruction of lens geometry provides a map of the mass distribution in the deflector. For a review of the method see e.g. Ref [47]. The images of extended sources are deformed by the gravitational field. In some

cases, the distortion is strong enough to be recognized as arcs produced by a galaxy cluster serving as a lens, see Fig. 7, left panel. For the cluster A 2218, shown in this figure, Squires et al. [48] compared the mass profiles derived from weak lensing data and from the X-ray emission. The reconstructed mass map qualitatively agrees with the optical and X-ray light distributions. A mass-to-light ratio of  $M/L = (440 \pm 80)h$  in solar units has been derived. The gas to total mass ratio was found to be  $M_{\text{gas}}/M_{\text{tot}} = (0.04 \pm 0.02) h^{-3/2}$ . The radial mass profile agrees with the mass distribution obtained from the X-ray analysis. For a recent study of mass density profiles of galaxy clusters derived from the gravitational lensing see e.g. Ref. [49]. A sample of 50 galaxy clusters at  $0.15 < z < 0.3$  has been studied. Again, dark matter density as a function of radius is perfectly fitted by the NFW profile, Eq. (59), but "isothermal" profile is a bad fit.

*Dark matter or modification of gravity?* In principle, the excess gravitational force, undoubtedly observed in galaxies and clusters of galaxies, could be not a manifestation of the Dark Matter, but may have origin in some modification of Einstein gravity. Gravitational lensing studies of the Bullet Cluster 1E 0657-56 are claimed [50] to provide the best evidence to date for the existence of dark matter, as opposed do modifications of gravity. The Bullet Cluster consists of two colliding clusters of galaxies. Reconstructed distribution of the gas, stars and gravitating matters shown in Fig. 7, right panel. The X-ray brightness of the hot gas is coded in yellow, red and blue colours. Distribution of the gravitating mass is shown by green contours and was obtained from weak lensing reconstruction. It coincides with distribution of stars, but counts of stars gives small contribution to the overall mass balance. The hot gas of the two colliding components, seen in X-rays, represents most of the baryonic, i.e. ordinary, matter in the cluster pair. The hot gas in this collision was slowed down by a drag force. In contrast, the dark matter or stars were not slowed by the impact, because they do not interact strongly with itself or the gas except through gravity. This produced the separation of gravitating matter and gas seen in the data. If hot gas was the most massive component in the clusters, and dark matter would be absent, as proposed by alternative gravity theories, such a separation would not have been seen. Therefore, dark matter is required to explain what is seen here.

#### 6.1.4 Structure formation and DM

By present time the structures in the Universe (i.e. galaxies and clusters) are formed already, in other words perturbations in matter have entered non-linear regime,  $\delta\rho/\rho \gtrsim 1$ . However, the initial perturbations were small  $\delta\rho/\rho \sim 10^{-5}$ , as we know from measurements of temperature fluctuations in CMBR, see Section 4. Perturbations do not grow significantly in the radiation dominated epoch, they can start growing only during matter domination and are growing then in proportion to the scale factor,  $\delta\rho/\rho \sim a = 1/z$ . Moreover, baryonic plasma is tightly coupled to radiation, therefore perturbations in baryonic matter start to grow only after recombination. For the same reason, initial perturbations in baryons at the time of recombination are equal to fluctuations in CMBR. If baryons were to constitute the only matter content, then perturbations in matter at present time would be equal to

$$\frac{\delta\rho}{\rho}|_{\text{today}} = z_{\text{rec}} \frac{\delta\rho}{\rho}|_{\text{rec}} \sim 10^{-2}, \quad (62)$$

where  $z_{\text{rec}} \approx 1100$  is the redshift of recombination. This apparent contradiction is resolved by the dark matter. In our Universe structure has had time to develop only because perturbations in non-baryonic dark matter have started their growth prior to recombination. Baryonic matter then "catch up" simply by falling into already existing gravitational wells. This is one of the strongest and simplest arguments in favour of non-baryonic dark matter.

## 6.2 Dark Matter: particle candidates

Cosmology tells us that the Standard Model of particle physics is incomplete. The model which will extend it should contain particles which would constitute non-baryonic dark matter. And there should exist some mechanism to produce it with correct abundance,  $\Omega_{\text{DM}} \approx 0.27$ , see Table 2. Also, trusted and popular DM candidates appear naturally in the models whose origin is unrelated to the dark matter problem. There is no shortage of particle physics models which obey those requirements, with the huge range of DM particle masses and very different production mechanisms. Some dark matter particle candidates are listed in Table 3. Given concrete model of particle physics, a theorist should first calculate the cosmological abundance of DM produced in the model in hands. Below, in the subsection 6.3, I give some examples of such calculations to highlight various mechanisms of DM production. Then, in the subsection 6.4, I briefly describe vast topic of direct and indirect searches for most popular DM candidates, with corresponding derived constraints.



**Table 3:** Dark Matter particle candidates

candidate	mass	some refs
Graviton	$10^{-21}$ eV	[51]
Axion	$10^{-5}$ eV	[52]
Sterile neutrino	10 keV	[53]
Mirror matter	1 GeV	[54]
WIMP	100 GeV	[55]
WIMPZILLA	$10^{13}$ GeV	[56]

### 6.3 Production mechanisms

Depending upon production mechanism, the resulting dark matter can appear as 'cold', 'warm' or 'hot'. Loosely speaking, velocities of cold dark matter are so small that they are not influencing the large scale structure formation at all. Velocities of hot dark matter particles are too big. Their kinetic energy does not allow particles to clump galaxy halos and may smear out even clusters of galaxies. Such DM is ruled out. Warm dark matter is the intermediate case. It may wash out structure at smallest observable scales of dwarf galaxies but does not influence formation of big haloes like our Milky Way. Cold dark matter models have some problems explaining observations at small scales, the warm dark matter models have some advantages here, see below.

Further, dark matter particle candidates can be divided into several classes according to a mechanism of their production in the early universe. We start with popular class of DM candidates referred to as "thermal relics".

#### 6.3.1 Cosmological abundance of thermal relics

By definition, a thermal relic is assumed to be in thermodynamic equilibrium at early times. At some point in the evolution particles go out of equilibrium and after that their number in a comoving volume remains constant. The process is called "freeze-out". For thermal relics it is just the value of particle mass which determines if it will be hot, warm or cold. To see this, let us define the *free streaming length* for a given DM particle species with mass  $M_X$  as a horizon size at a temperature when particles are still relativistic, i.e. at  $T \sim M_X$ . Clearly, structure will be washed out at all scales smaller than this. Later on, particles are non-relativistic and cannot move much farther away. Structure is preserved at larger scales. Horizon size at  $T \sim M_X$  expanded to present epoch is given by

$$L_{fs} \sim \frac{M_{Pl}}{T_0 M_X}.$$

For  $M_X \sim 1$  eV this gives  $L_{fs} \sim 100$  Mpc. Clearly, models with such a big free streaming length are ruled out. On the other hand, for  $M_X \sim 1$  keV we find  $L_{fs} \sim 0.1$  Mpc. This corresponds to the size of a dwarf galaxy. Therefore, this gives the lower bound for the warm DM particle mass:

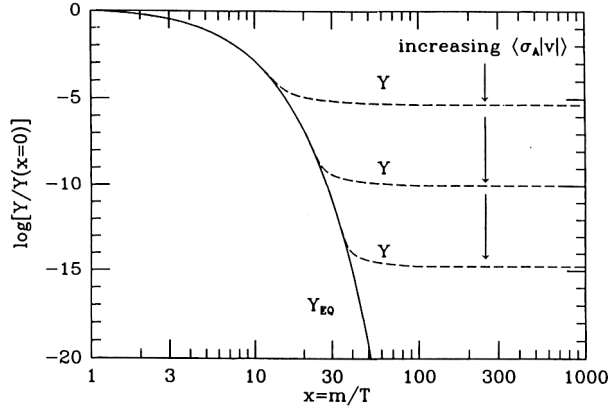
$$M_X > 1 \text{ keV}.$$

For thermal relics the resulting dark matter will be definitely cold if freeze-out occurs when particles are non-relativistic, i.e. at temperatures smaller than particle mass,  $T < M_X$ . WIMP, and in particular neutralino, appearing in supersymmetric models, belong to this class of dark matter.

A given particle species will track the equilibrium abundance as long as reactions which keep them in chemical equilibrium can proceed rapidly enough. Here, "rapidly enough" means that the mean free time between interactions is smaller than the age of the universe,  $\tau < t_u$ . This condition can also be written as  $n\sigma v > H$ . In thermal equilibrium, the number density of non-relativistic particles is given by Eq. (26). In this regime the number density decreases exponentially fast with decreasing temperature  $T$ . When the rate of reactions becomes lower than the expansion rate, the particles can no longer track the equilibrium value and thereafter particle concentrations in a comoving volume remain constant. Clearly, the more strongly interacting particles are, the longer they stay in equilibrium, and the smaller their freeze-out abundance will be, see Fig. 8. Here we defined particle abundance as the ratio of particle number to the entropy density,  $Y \equiv n/s$ .

Freeze-out concentration  $n$  is determined by the condition  $n_f \sigma v \approx H$ , or (neglecting numerical factors)

$$n_f \approx \frac{H}{\langle \sigma v \rangle} \approx \frac{T_f^2}{M_{Pl} \langle \sigma v \rangle}.$$



**Fig. 8:** A schematic view of comoving number density of a stable species as they evolve through the process of thermal freeze-out.

After freeze-out the ratio of  $n$  and entropy density  $s$  remains constant. In particular, present density is given by  $n_0 = n_f s_0 / s_f$ . Therefore

$$\Omega_{DM} \equiv \frac{mn_0}{\rho_c} = \frac{mn_f s_0}{s_f \rho_c} \sim \frac{m}{T_f} \frac{1}{\langle\sigma v\rangle} \frac{T_0^3}{M_{Pl}\rho_c}.$$

Freeze-out temperature  $T_f$  cannot go much below particle mass  $m$ , see Fig. 8. One gets  $x_f \equiv m/T_f = 20 - 30$  for all practically interesting values of annihilation cross-section. Restoring now all numerical factors in the above estimate we obtain

$$\Omega_{DM} = \frac{16\pi^2}{3} \sqrt{\frac{\pi}{45}} \frac{x_f g_0}{\sqrt{g_*(T_f)}} \frac{T_0^3}{M_{Pl}^3 H_0^2} \frac{1}{\langle\sigma v\rangle}. \quad (63)$$

For the  $s$ -wave annihilation  $\sigma = \sigma_0/v$  and we have numerically

$$\Omega_{DM} \approx 0.2 \frac{\text{pb}}{\sigma_0}.$$

Note that a picobarn crosssections are in the ballpark of the electroweak scale,  $\text{pb} \approx \alpha^2/(100 \text{ GeV})^2$ . That is why the weakly interacting massive particles, appearing e.g. in supersymmetric extensions of the Standard Model are considered to be natural candidates for the dark matter. Another useful parametrisation of this result is given by

$$\Omega_{DM} \approx 0.2 \frac{3 \cdot 10^{-26} \text{ cm}^3 \text{ s}^{-1}}{\langle\sigma v\rangle}. \quad (64)$$

This expression is used for the discussion of dark matter direct and indirect search results and strategies.

### 6.3.2 Cosmological abundance of ultra-light bosons

Dark matter particles can be very light and still very cold if they did not originated from the thermal bath. Of course this holds for bosons only, since the phase-space restrictions will not allow light fermions to saturate required energy density in galaxy halos. Corresponding constraint on fermions is called Tremaine-Gunn limit [58] and reads  $M_F \gtrsim 1 \text{ keV}$ .

To illustrate the general idea, let us consider a scalar field with potential  $V(\phi) = m^2\phi^2/2$ . The field equations for the Fourier modes with a momentum  $k$  in an expanding Universe are

$$\ddot{\phi}_k + 3H\dot{\phi}_k + (k^2 + m^2)\phi_k = 0. \quad (65)$$

Since the term  $\propto H$  can be understood as a friction, amplitude of modes with  $9H^2 \gg (k^2 + m^2)$  (almost) does not change with time. Then, the oscillations of modes with a given  $k$  commence when  $H$  becomes sufficiently small,  $9H^2 \ll (k^2 + m^2)$ . Oscillating modes behave like particles, and their amplitude decreases with expansion. Since modes with the largest  $k$  start oscillations first, they will have the smallest amplitude and the field becomes

homogeneous on a current horizon scale. This holds while mass term is unimportant, i.e. till  $3H > m$ . Modes with all  $k < 3H$  will start oscillations simultaneously when  $3H \approx m$ , and will behave like cold dark matter since then.

Resulting abundance of dark matter will depend upon initial amplitude of modes with  $k < 3H$ . Why the initial amplitude of such modes is non-zero in the first place? Such fields are generated during inflation if  $m$  is smaller than the value of the Hubble constant during inflation, see Eq. (A.3). In this way e.g. massive gravitons are created as a dark matter, see Ref. [51].

Situation in the case of axions is even easier to understand. Potential for the axion field  $a$  has the following form

$$V(a) = m_a^2 f_a^2 (1 - \cos(a/f_a)).$$

Axion mass is temperature dependent,  $m_a = m_a(T)$  and at  $T \gg 1$  GeV it is zero. Therefore, at this temperatures  $V(a) = 0$  and the axion field takes arbitrary values in the range  $0 < a/f_a < 2\pi$ . Field oscillations start with amplitude  $a \sim f_a$  at  $T \approx 1$  GeV when  $3H(T) = m_a(T)$ . Correct axion abundance is obtained for  $10^{-5} \lesssim m_a \lesssim 10^{-3}$ . Note that the field will be homogeneous on the horizon scale at  $T > 1$  GeV, but may be inhomogeneous on larger scales. This may lead to formation of dense clumps, ‘‘axion miniclusters’’ of the mass  $M \sim 10^{-12} M_\odot$  [59].

### 6.3.3 Cosmological abundance of superheavy particles

Superheavy particles can be created purely gravitationally. As we have seen in Section 5.3, generically, a quantum field cannot be kept in a vacuum in the expanding universe. This can be understood on the example of a scalar field, Eq. (65). In conformal time  $\eta$ , Eq. (14), and for rescaled field,  $u_k \equiv \phi_k a$ , the mode equations take form of an oscillator equation

$$\ddot{u}_k + [k^2 + m_{\text{eff}}^2(\eta)] u_k = 0, \quad (66)$$

with time-dependent mass

$$m_{\text{eff}}^2(\eta) = a^2 m^2 - \frac{\ddot{a}}{a} (1 - 6\xi). \quad (67)$$

This is one particular case of the general situation described by Eq. (54). The constant  $\xi$  describes the coupling to the scalar curvature, the corresponding term in the Lagrangian is  $\xi R\phi$ . The value  $\xi = 0$  corresponds to minimal coupling (Eq. (65) was written for this case), while  $\xi = 1/6$  is the case of conformal coupling. Equations for massless, conformally coupled quanta are reduced to the equation of motion in Minkowski space-time. Particle creation does not occur in this case. For massive particles, conformal invariance is broken and particles are created regardless of the value of  $\xi$ . Let us consider the case of  $\xi = 1/6$ . It is the particle mass which couples the system to the background expansion and serves as the source of particle creation in this case. Therefore, we expect that the number of created particles in comoving volume is  $\propto m^3$  and the effect is strongest for the heaviest particles. In inflationary model (52) the abundance of created particles,  $\Omega_{\text{SH}}$ , will match observations if  $m \sim 10^{13}$  GeV [56], precise value of required superheavy particle mass depends upon reheating temperature and the value of  $\xi$ . Therefore, a dark matter can be created in the early Universe even if it has no couplings at all, the only condition reads: be superheavy.

### 6.3.4 Cosmological abundance of sterile neutrino

Active neutrino are massive, this fact signifies a new physics beyond the Standard Model. Other fermions have masses because they exist as left handed and right handed states with coupling to the Higgs field  $H$ . However, active neutrinos are left-handed. Therefore, a natural way to generate masses for the neutrino would be to consider them at the same footing as other fermions and to add right handed neutrinos,  $N_j$ , to the Standard Model Lagrangian,

$$\mathcal{L} = \mathcal{L}_{\text{SM}} + i\bar{N}_j \partial_\mu \gamma^\mu N_j - \left[ \lambda_{ji} (\bar{L}_i H) N_j + \frac{M_j}{2} \bar{N}_j^c N_j + \text{h.c.} \right]. \quad (68)$$

Flavour indexes  $j$  may run from one to three, but not necessarily. In what follows I omit explicit writing of indexes. In the first term in square brackets  $L_i$  stands for a doublet of left-handed leptons. This term generates Dirac masses for the neutrino,  $m_D = \lambda \langle H \rangle$ . In general, right handed neutrino may have Majorana masses,  $M$ , as well. Such term is forbidden for other fermions since their right-handed components have charges, but right handed neutrino are neutral.

Right-handed components are also called *sterile neutrino* since they do not interact directly with particles of the Standard Model. However, they are not really sterile since interact with other particles via mixing. Indeed,

to get neutrino mass eigenstates we have to diagonalise mass matrix in square brackets of Lagrangian (68). This gives mixing of active and sterile neutrino

$$\theta = \frac{m_D}{M}. \quad (69)$$

Therefore, sterile neutrino interaction matrix elements are the same as for the active neutrino except they are multiplied by  $\theta$ . If  $m_D \ll M$  the masses of heavy states nearly coincide with  $M$  and the lightest among sterile neutrinos is a good candidate for dark matter if its mass  $M \gtrsim 1$  keV. (But not heavier than 50 keV, otherwise its decays to  $\gamma$  will contradict observed X-ray astrophysical backgrounds, see Section 6.4.)

Sterile neutrino can be produced in the early Universe directly in the inflation decays [60], or via mixing, Eq. (69), with active neutrino [?]. Production rate of sterile neutrinos in the latter case can be obtained multiplying production rate for the active neutrinos in primordial plasma by mixing angle squared

$$\Gamma \approx \theta^2 \sigma_W n \sim \theta^2 G_F^2 T^2 \cdot T^3.$$

Multiplying this rate by time,  $t \sim H^{-1} \sim M_{\text{Pl}}/T^2$  we obtain number density of sterile neutrinos produced

$$\frac{n_s}{n_\gamma} \sim \theta^2 G_F^2 T^3 M_{\text{Pl}}.$$

To close this estimate we note that active-sterile neutrino mixing is temperature dependent [61]

$$\theta \rightarrow \theta_M = \frac{\theta}{1 + 2.4(T/200 \text{ MeV})^6 (\text{keV}/M_1)^2},$$

which gives for the production temperature of sterile neutrino

$$T \sim 130 \left( \frac{M}{1 \text{ keV}} \right)^{1/3} \text{ MeV},$$

and resulting abundance [?]

$$\Omega_s \sim \Omega_m \frac{\sin^2(2\theta)}{10^{-7}} \left( \frac{M}{1 \text{ keV}} \right)^2, \quad (70)$$

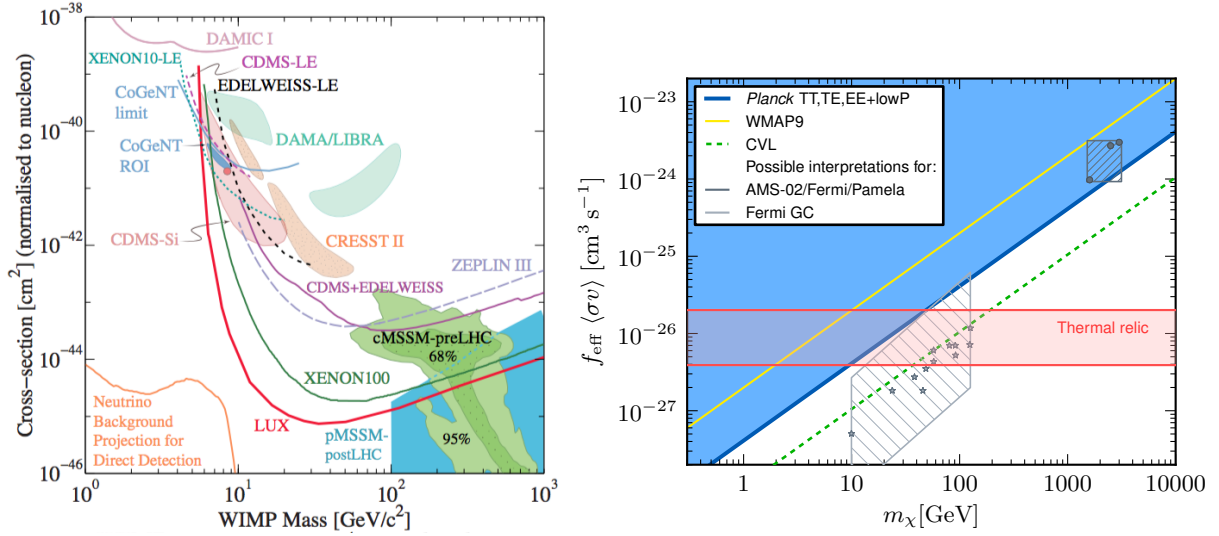
where  $\Omega_m$  is observed dark matter abundance. Proper calculation involves solution of Boltzmann equations. Details and the list of references can be found in the recent review [62]. Quoted result, Eq. (70), corresponds to zero lepton asymmetry. With maximum asymmetry the required  $\theta$  can be two orders of magnitude smaller [63] at the same mass of sterile neutrino, see Fig. 10, right panel.

## 6.4 Dark matter searches and constraints

Dark matter particles, in majority of suggested models, can be discovered in direct dedicated searches in laboratories. Dark matter can also leave trace and be identified in indirect searches, e.g. analysing data on cosmic ray, X-ray, gamma-ray and neutrino telescopes.

1. *Neutralino.* WIMP particles have tiny but phenomenologically important elastic cross-section with usual baryonic matter. For WIMPs heavier than nuclei,  $m_X \gg m_N$  and a typical velocities in the Galaxy halo,  $v \sim 300$  km/s, typical recoil energy is  $E_R \sim m_N v^2 \sim 1 - 100$  keV. The recoil can be measured studying ionization, scintillation, heat or sound waves it creates in a detector. Different experiments use different techniques, or their combinations. But, of course, it should be done deep underground, in low background laboratories. Current observational bounds on the scattering cross-section exclude a lot of the WIMP parameter space of MSSM but do not test the bulk of it, see Fig. 9, left panel. Intriguingly, crystal-based experiments CDMS Si, CoGeNT ROI, CRESST II and DAMA/LIBRA claim some hints of a positive dark matter signal. These claims are mutually exclusive, and cluster in the mass region of tens of GeV and at cross sections between  $10^{42}$  and  $10^{39}$  cm<sup>2</sup>, see Fig. 9, left panel. However, the noble-gas experiments ZEPLIN, XENON and most recent LUX, exclude this parameter region. Remaining expectation for supersymmetric models, after all constraint are taken into account, including LHC results, are shown by shaded area in the lower right corner, marked as MSSM, in the same figure. The uncertainty for the expected signal arises because the scattering cross-section is not directly related to the annihilation cross-section.

However, that same self-annihilation that plays a central role in the freeze-out, see Section 6.3.1, leads also to the dark matter annihilation in the Galaxy halo. It can give rise to a significant flux of  $\gamma$ -rays, neutrinos,



**Fig. 9:** Left panel: Constraints on neutralino from different underground experiments are shown by correspondingly marked colored lines. Similarly, claimed hints of detection are represented by shaded areas. Remaining expectation for supersymmetric models are shown by shaded area in the lower right corner, marked as MSSM. Right panel: Constraints on neutralino self-annihilation cross-section from CMBR. The blue area shows the parameter space excluded by the Planck data. The yellow line indicates the constraint using WMAP9 data. The dark grey circles and light grey stars correspond to various claims of indirect detection as cosmic or  $\gamma$ -ray excesses. The horizontal red band corresponds to correct neutrino abundance, Eq. (64). From Ref. [2].

and even antimatter such as antiprotons and positrons, especially from regions with large dark-matter density. This creates prospective signal for the indirect WIMP detection. It is searched for, as an excess over conventional astrophysical backgrounds, by the orbital cosmic ray observatories, ground based atmospheric Cherenkov and neutrino telescopes. Though annihilation cross-section for indirect searches is fixed, some uncertainty arises here because of certain uncertainty in dark matter density profiles.

Dark-matter annihilation with a non-vanishing branching ratio into the electromagnetic channel leads also to distortions of the CMB which has been probed with WMAP and Planck data [2]. WIMPs lighter than 10 GeV originating in thermal freeze-out scenario are excluded by these observations and the advantage of CMB-based limits lies in the absence of astrophysical uncertainties, see Fig. 9, right panel. Dark matter annihilation interpretation of the cosmic ray excess detected by AMS, Fermi and Pamela satellites (shown by dark grey circles) are also excluded now by Planck. However, the interpretation of the  $\gamma$ -ray excess from the Galactic centre measured by Fermi (corresponding parameter regions are indicated by light grey stars) is still viable. Intriguingly, it intersects with the horizontal red band which corresponds to the correct neutralino abundance as thermal relic.

Dark matter particles escape direct detection at colliders such as the Large Hadron Collider (LHC) at CERN, however, they would produce a characteristic signal of missing energy. Arising constraints on WIMP-nucleon cross-section are model dependent, but are powerful and competitive with direct searches in underground labs, especially in the region of low masses. Recent detailed review on direct, indirect and collider WIMP searches can be found e.g. in Ref. [65].

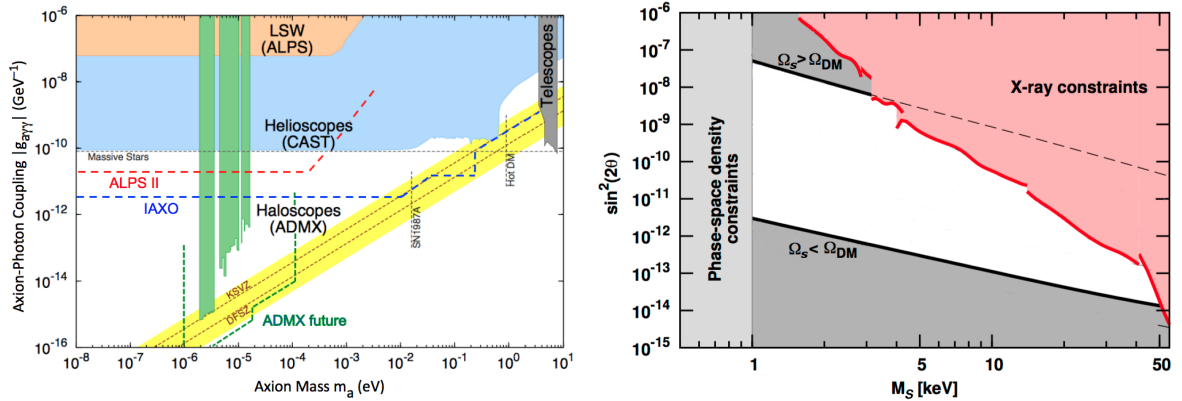
2. *Axions.* Axion interactions with photons and fermions can be parametrised as

$$L_{\text{int}} = -\frac{1}{4}g_{a\gamma} a F_{\mu\nu} \tilde{F}^{\mu\nu} - \sum_{\text{fermions}} g_{ai} a \bar{\psi}_i \gamma_5 \psi_i, \quad (71)$$

where

$$g_{a\gamma} \equiv \frac{\alpha}{2\pi} \frac{C_{a\gamma}}{f_a}, \quad g_{ai} \equiv \frac{m_i}{f_a} C_{ai},$$

and  $C_{a\gamma}$ ,  $C_{ai}$  are model dependent parameters (in simple models of order unity). Direct axion searches in the laboratory are based on interactions with  $\gamma$ . Namely, axions constituting the Milky Way dark matter halo would



**Fig. 10:** Left panel: Parameter space for the axion and axion-like dark matter models. Yellow band corresponds to the correct cosmological abundance of QCD axions if they make all of dark matter. Regions excluded by ADMX and CAST are shown by green and blue shaded areas. Dashed lines show prospective limits of planned experiments. From Ref. [68]. Right panel: Unshaded white region represents allowed parameter space for DM sterile neutrinos. The upper and lower thick black lines correspond to correct abundances for zero and maximal lepton asymmetry. Red region in the upper right corner is forbidden by the X-ray constraints. The region below 1 keV is ruled out by the phase-space density arguments. Adapted from Ref. [64].

resonantly convert into a monochromatic microwave signal in a high-Q microwave cavity permeated by a strong magnetic field [66]. Such axion search experiments (ADMX is the most recent one) are called *haloscopes*. Similarly, axions or axion-like particles, emitted by the Sun will be converted in the strong magnetic field into X-ray photons. Axion experiments which search for this signal (CAST is the most recent one) are called *helioscopes*. Constraints obtained by ADMX and CAST experiments are shown in Fig. 10, left panel.

Interaction Lagrangian Eq. (71) leads also to a new observable astrophysical phenomena, which may lead to indirect axion detection and give constraints on axion parameters. Extra energy losses by stars is one of those effects. Corresponding constraints practically coincide with the bound obtained by CAST. It is shown by the dotted line marked by the label "Massive Stars" in the Fig. 10, left panel. No accident, along the same line we can find models capable to explain several claims hinting for the axion effects in the astrophysical data, for a review see e.g. Ref. [67]. Recent detailed review on direct and indirect axion searches can be found also in Refs. [65, 68].

3. *Sterile neutrino.* Recent detailed review on direct and indirect sterile neutrino searches can be found in Ref. [62]. In every process where active neutrino appears, sterile neutrino can appear as well, again via mixing, Eq. (69). This opens the way for a laboratory sterile neutrino searches. For example, in the keV mass range, appearance of sterile neutrinos changes kinematics and the spectrum of nuclear decays. Most recent searches of sterile neutrinos in tritium  $\beta$ -decay has started in Troitsk [69], and will be continued at KATRIN experiment [62].

Also, at one loop level sterile neutrino are decaying into active neutrino and photon. Loop diagrams for this process are the same as for the electromagnetic form factors of a massive neutrino in the Standard Model with one external neutrino leg being connected to sterile neutrino via mixing (69). The decay width can be easily obtained using e.g. results of Ref. [70] and is given by

$$\Gamma_{N \rightarrow \gamma \nu_a} = \frac{9 \alpha G_F^2}{256 \cdot 4\pi^4} \sin^2 2\theta m_s^5 = 5.5 \times 10^{-22} \theta^2 \left[ \frac{m_s}{1 \text{ keV}} \right]^5 \text{ s}^{-1}. \quad (72)$$

Because of that, sterile neutrino dark matter is not completely dark. It can be detected by searching for an unidentified X-ray line, which would appear at a frequency  $\omega = m_s/2$ . Intensity of this line should follow dark matter density profiles. Dwarf satellite galaxies are a good places to search for such a signal because they are dark matter dominated and usual astrophysical X-ray background is small there [71].

To conclude this section. A large number of various claims exists in the literature with a hints of indirect dark matter signal for all of the candidates described above: neutralino, axion-like particles and sterile neutrino. Do describe these hints in detail would require separate volume, interested reader can consult recent reviews [62, 65, 67]. As usual, hints appear at a boundary of allowed parameter space where observational capabilities are

stretched. Moreover, indirect dark matter signal can be confused with conventional astrophysical backgrounds or effects. Clearly, these claims are mutually exclusive and it is not possible for all of them to be precursors of the true signal, since dark matter is either neutrino, or axions, or sterile neutrino, or something else. On the other hand, one of those may turn out to be true and it is not excluded that we see already the tip of a real iceberg.

## 7 Conclusions

As we have seen, cosmology and astrophysics gave us solid evidence that the Standard Model of particle physics is incomplete. We have to extend it to explain neutrino masses, baryogenesis, and dark matter. Dark energy can be explained by the Einstein's  $\Lambda$ -term, but we do not know why it exists, and there seems to be too many coincidences between numerical values of cosmological parameters. On the other hand, a form of dark energy explains the Universe origin within inflationary paradigm, which increasingly finds support in cosmological data.

Cosmology just recently became a precision science but is full of surprises already, helping to build true model of microphysics. It is up to high energy physicists to find out what this new physics is. With advances of this program we, in turn, will have better understanding of the Universe origin, of its evolution, of its current state, and of its future fate.

## Acknowledgements

I would like to use the opportunity to thank CERN and Dubna for the organization and support of this annual summer school series for the young high-energy physicists.

## References

- [1] D. S. Gorbunov and V. A. Rubakov, Introduction to the Theory of the Early Universe, World Scientific, 2011.
- [2] P. A. R. Ade *et al.* [Planck Collaboration], *Astron. Astrophys.* **594** (2016) A13, arXiv:1502.01589.
- [3] A. G. Riess *et al.*, *Astrophys. J.* **826** (2016) 56, arXiv:1604.01424.
- [4] Z. Berezhiani, A. D. Dolgov and I. I. Tkachev, *Phys. Rev. D* **92** (2015) 061303, arXiv:1505.03644.
- [5] A. A. Penzias and R. W. Wilson, *Astrophys. J.* **142** (1965) 419.
- [6] R. H. Dicke, P. J. E. Peebles, P. G. Roll, and D. T. Wilkinson, *Astrophys. J.* **142** (1965) 414.
- [7] T. Shmaonov, *Pribori Tekhnika Eksperimenta* **1** (1957) 83.
- [8] A. McKellar, *Proc. Ast. Soc. Pac.* **52** (1940) 187.
- [9] A. G. Doroshkevich and I. D. Novikov, *Sov. Phys. Dokl.* **9** (1964) 111.
- [10] D.J. Fixsen, *Astrophys. J.* **707** (2009) 916, arXiv:0911.1955.
- [11] A. D. Dolgov, *Phys. Rept.* **370** (2002) 333, hep-ph/0202122.
- [12] A. D. Dolgov and M. Fukugita, *Phys. Rev. D* **46** (1992) 5378.
- [13] G. F. Smoot *et al.*, *Astrophys. J.* **396** (1992) L1.
- [14] R. K. Sachs and A. M. Wolfe, *Astrophys. J.* **147** (1967) 73.
- [15] J. Silk, *Astrophys. J.* **151** (1968) 459.
- [16] P. J. E. Peebles and J. T. Yu, *Astrophys. J.* **162** (1970) 815.
- [17] R. A. Syunyaev and Y. B. Zel'Dovich, *Astrophysics and Space Science* **7** (1970) 3.
- [18] A. G. Doroshkevich, Y. B. Zel'Dovich, and R. A. Syunyaev, *Soviet Astronomy* **22** (1978) 523 .
- [19] M. Betoule *et al.* [SDSS Collaboration], *Astron. Astrophys.* **568** (2014) A22, arXiv:1401.4064.
- [20] M. Pellejero-Ibanez *et al.* [BOSS Collaboration], arXiv:1607.03152.
- [21] A. A. Starobinsky, *JETP Lett.* **30** (1979) 682.
- [22] A. A. Starobinsky, *Phys. Lett.* **B91** (1980) 99.
- [23] A. H. Guth, *Phys. Rev.* **D23** (1981) 347.
- [24] A. D. Linde, *Phys. Lett.* **B108** (1982) 389.
- [25] A. Albrecht and P. J. Steinhardt, *Phys. Rev. Lett.* **48** (1982) 1220.
- [26] A. D. Linde, *Phys. Lett.* **B129** (1983) 177.
- [27] A. H. Guth and E. J. Weinberg, *Phys. Rev.* **D23** (1981) 876.
- [28] L. P. Grishchuk, *Sov. Phys. JETP* **40** (1975) 409.

- [29] V. N. Lukash, *Sov. Phys. JETP* **52** (1980) 807.
- [30] M. Sasaki, *Prog. Theor. Phys.* **76** (1986) 1036.
- [31] V. F. Mukhanov, *Sov. Phys. JETP* **67** (1988) 1297.
- [32] V. F. Mukhanov, H. A. Feldman, and R. H. Brandenberger, *Phys. Rept.* **215** (1992) 203.
- [33] V. A. Rubakov, M. V. Sazhin, and A. V. Veryaskin, *Phys. Lett.* **B115** (1982) 189.
- [34] P. A. R. Ade *et al.* [Planck Collaboration], arXiv:1502.02114.
- [35] E. R. Harrison, *Phys. Rev.* **D1** (1970) 2726.
- [36] Y. B. Zeldovich, *Mon. Not. Roy. Astron. Soc.* **160** (1972) 1.
- [37] M. Milgrom, *Astrophys. J.* **270** (1983) 365.
- [38] E. P. Verlinde, arXiv:1611.02269.
- [39] J. F. Navarro, C. S. Frenk, and S. D. M. White, *Astrophys. J.* **490** (1997) 493.
- [40] P. Sikivie, I. I. Tkachev, and Y. Wang, *Phys. Rev.* **D56** (1997) 1863.
- [41] G. Steigman and I. Tkachev, *Astrophys. J.* **522** (1999) 793, astro-ph/9803008.
- [42] K. Dolag, A. D. Dolgov and I. I. Tkachev, *JETP Lett.* **96** (2013) 754, arXiv:1210.8009.
- [43] F. Zwicky, *Helv. Phys. Acta* **6** (1933) 110.
- [44] A. A. Vikhlinin *et al.*, *Phys. Usp.* **57** (2014) 317.
- [45] A. A. Vikhlinin *et al.*, *Astrophys. J.* **640** (2006) 691, astro-ph/0507092.
- [46] J. P. Kneib *et al.*, *Astrophys. J.* **471** (1996) 643, astro-ph/9511015.
- [47] M. Bartelmann and P. Schneider, *Physics Reports* **340** (2001) 291, astro-ph/9912508.
- [48] G. Squires *et al.*, *Astrophys. J.* **461** (1996) 572, astro-ph/9507008.
- [49] N. Okabe *et al.*, *Astrophys. J.* **769** (2013) L35, arXiv:1302.2728.
- [50] D. Clowe *et al.*, *Astrophys. J.* **648** (2006) L109, astro-ph/0608407.
- [51] S. L. Dubovsky, P. G. Tinyakov and I. I. Tkachev, *Phys. Rev. Lett.* **94** (2005) 181102, [hep-th/0411158; M. Pshirkov, A. Tuntsov, K. A. Postnov, *Phys. Rev. Lett.* **101** (2008) 261101, arXiv:0805.1519; S. Dubovsky, R. Flauger, A. Starobinsky and I. Tkachev, *Phys. Rev. D* **81** (2010) 023523, arXiv:0907.1658.
- [52] R. D. Peccei, H. R. Quinn, *Phys. Rev. Lett.* **38** (1977) 1440; S. Weinberg, *Phys. Rev. Lett.* **40** (1978) 223; F. Wilczek, *Phys. Rev. Lett.* **40** (1978) 279; M. Dine, W. Fischler, M. Srednicki, *Phys. Lett.* **B104** (1981) 199; A. R. Zhitnitsky, *Sov. J. Nucl. Phys.* **31** (1980) 260; J. E. Kim, *Phys. Rev. Lett.* **43** (1979) 103; M. A. Shifman, A. I. Vainshtein, V. I. Zakharov, *Nucl. Phys.* **B166** (1980) 493;
- [53] S. Dodelson and L. M. Widrow, *Phys. Rev. Lett.* **72** (1994) 17, hep-ph/9303287; X. D. Shi and G. M. Fuller, *Phys. Rev. Lett.* **82** (1999) 2832, astro-ph/9810076; T. Asaka, S. Blanchet and M. Shaposhnikov, *Phys. Lett. B* **631** (2005) 151, hep-ph/0503065;
- [54] S. I. Blinnikov and M. Y. Khlopov, *Sov. J. Nucl. Phys.* **36** (1982) 472; Z. Berezhiani, D. Comelli, and F. L. Villante, *Phys. Lett.* **B503** (2001) 362; R. Foot and R. R. Volkas, *Phys. Rev.* **D68** (2003) 021304.
- [55] J. R. Ellis *et al.*, *Nucl. Phys.* **B238** (1984) 453; G. Jungman, M. Kamionkowski, K. Griest, *Phys. Rept.* **267** (1996) 195, hep-ph/9506380.
- [56] D. J. H. Chung, E. W. Kolb, and A. Riotto, *Phys. Rev.* **D59** (1999) 023501, hep-ph/9802238;
- [57] V. Kuzmin and I. Tkachev, *JETP Lett.* **68** (1998) 271, hep-ph/9802304.
- [58] S. Tremaine and J. E. Gunn, *Phys. Rev. Lett.* **42** (1979) 407.
- [59] E. W. Kolb and I. I. Tkachev, *Phys. Rev. Lett.* **71** (1993) 3051, hep-ph/9303313.
- [60] M. Shaposhnikov and I. Tkachev, *Phys. Lett. B* **639** (2006) 414, hep-ph/0604236.
- [61] A. D. Dolgov and S. H. Hansen, *Astropart. Phys.* **16** (2002) 339, hep-ph/0009083.
- [62] M. Drewes *et al.*, arXiv:1602.04816.
- [63] M. Laine and M. Shaposhnikov, *JCAP* **0806** (2008) 031, arXiv:0804.4543.
- [64] A. Boyarsky, O. Ruchayskiy and M. Shaposhnikov, *Ann. Rev. Nucl. Part. Sci.* **59** (2009) 191, arXiv:0901.0011.
- [65] M. Klasen, M. Pohl and G. Sigl, *Prog. Part. Nucl. Phys.* **85** (2015) 1, arXiv:1507.03800.
- [66] P. Sikivie, *Phys. Rev. Lett.* **51** (1983) 1415 Erratum: [*Phys. Rev. Lett.* **52** (1984) 695].
- [67] A. Ringwald, *PoS NEUTEL* **2015** (2015) 021, arXiv:1506.04259.
- [68] P. W. Graham *et al.*, *Ann. Rev. Nucl. Part. Sci.* **65** (2015) 485, arXiv:1602.00039.



- [69] D. N. Abdurashitov *et al.*, JINST **10** (2015) T10005, arXiv:1504.00544.  
 [70] P. B. Pal and L. Wolfenstein, Phys. Rev. D **25** (1982) 766.  
 [71] A. Boyarsky *et al.*, Phys. Rev. Lett. **97** (2006) 261302, astro-ph/0603660.

## Appendices

### A Gravitational creation of metric perturbations

As an important and simple example, let us consider quantum fluctuations of a real scalar field, which we denote as  $\varphi$ . It is appropriate to rescale the field values by the scale factor,  $\varphi \equiv \phi/a(\eta)$ . This brings the equations of motion for the field  $\phi$  into a simple form of Eq. (54). As usual, we decompose  $\phi$  over creation and annihilation operators  $b_{\mathbf{k}}$  and  $b_{\mathbf{k}}^\dagger$

$$\phi(\mathbf{x}, \eta) = \int \frac{d^3k}{(2\pi)^{3/2}} \left[ u_k(\eta) b_{\mathbf{k}} e^{i\mathbf{k}\mathbf{x}} + u_k^*(\eta) b_{\mathbf{k}}^\dagger e^{-i\mathbf{k}\mathbf{x}} \right]. \quad (\text{A.1})$$

Mode functions  $u_k$  satisfy Eq. (54). In what follows we will assume that  $\varphi$  is the inflaton field of the ‘‘chaotic’’ inflationary model, Eq. (52). During inflation  $H \gg m$  and  $H \approx \text{const.}$  So, to start with, we can assume that  $\varphi$  is a massless field on the constant deSitter background. (The massive case can be treated similarly, but analytical expressions are somewhat more complicated and do not change the result in a significant way. Corrections due to change of  $H$  can also be taken into account, and we do that later for the purpose of comparison with observations.) With a constant Hubble parameter during inflation the solution of Friedmann equations in conformal time is

$$a(\eta) = -\frac{1}{H\eta} \quad (\text{A.2})$$

and the equation for mode functions of a massless, conformally coupled to gravity ( $\xi = 0$ ), scalar field takes the form

$$\ddot{u}_k + k^2 u_k - \frac{2}{\eta^2} u_k = 0. \quad (\text{A.3})$$

Solutions which start as vacuum fluctuations in the past ( $\eta \rightarrow -\infty$ ) are given by

$$u_k = \frac{e^{\pm ik\eta}}{\sqrt{2k}} \left( 1 \pm \frac{i}{k\eta} \right). \quad (\text{A.4})$$

Indeed, at  $\eta \rightarrow -\infty$  the second term in the parentheses can be neglected and we have the familiar mode functions of the Minkowski space time. The wavelength of a given mode becomes equal to the horizon size (or ‘‘crosses’’ the horizon) when  $k\eta = 1$ . Inflation proceeds with  $\eta \rightarrow 0$ , so the modes with progressively larger  $k$  cross the horizon. After horizon crossing, when  $k\eta \ll 1$ , the asymptotics of mode functions are

$$u_k = \pm \frac{i}{\sqrt{2}k^{3/2}\eta}, \quad \text{or} \quad \varphi_k = \frac{u_k}{a(\eta)} = \mp \frac{iH}{\sqrt{2}k^{3/2}}. \quad (\text{A.5})$$

The field variance is given by

$$\langle 0|\phi^2(x)|0\rangle = \int \frac{d^3k}{(2\pi)^3} |\varphi_k|^2. \quad (\text{A.6})$$

and we find in the asymptotic (the careful reader will recognize that this is already regularized expression with zero-point fluctuations being subtracted)

$$\langle \varphi^2 \rangle = \frac{H^2}{(2\pi)^2} \int \frac{dk}{k}. \quad (\text{A.7})$$

Defining the power spectrum of the field fluctuations as a power per decade,  $\langle \varphi^2 \rangle \equiv \int P_\varphi(k) d \ln k$ , we find

$$P_\varphi(k) = \frac{H^2}{(2\pi)^2}. \quad (\text{A.8})$$

## A.1 Curvature perturbations

According to Eq. (4), the three-dimensional curvature of space sections of constant time is inversely proportional to the scale factor squared,  ${}^{(3)}R \propto a^{-2}$ . Therefore, the perturbation of spatial curvature is proportional to  $\delta a/a$ , and this ratio can be evaluated as

$$\zeta \equiv \frac{\delta a}{a} = H \delta t = H \frac{\delta \varphi}{\dot{\varphi}}. \quad (\text{A.9})$$

This allows to relate the power spectrum of curvature perturbations to the power spectrum of field fluctuations

$$P_\zeta(k) = \frac{H^2}{\dot{\varphi}^2} P_\varphi(k), \quad (\text{A.10})$$

and we find for the power spectrum of curvature perturbations

$$P_\zeta(k) = \frac{1}{4\pi^2} \frac{H^4}{\dot{\varphi}^2}. \quad (\text{A.11})$$

This very important relation describes inflationary creation of primordial perturbations, and can be confronted with observations. The usefulness of curvature perturbations for this procedure can be appreciated in the following way:

1. Consider the perturbed metric, Eq. (38). The product  $a(1 - \Phi)$  for the long-wavelength perturbations can be viewed as a perturbed scale factor, i.e.  $\delta a/a = -\Phi$ . Comparing this relation with Eq. (A.9) and Eq. (42), we find for the temperature fluctuations which are of the superhorizon size at the surface of last scattering

$$\frac{\delta T}{T} = \frac{2}{3} \zeta_k. \quad (\text{A.12})$$

2. On superhorizon scales the curvature perturbations do not evolve usually. This fact allows to relate directly the observed power spectrum of temperature fluctuations to the power spectrum of curvature fluctuations generated during inflation.

## A.2 Tensor perturbations

Mode functions of gravity waves (after rescaling by  $M_{\text{Pl}}/\sqrt{32\pi}$ ) obey the same equation as mode functions of massless minimally coupled scalar [28]. Using the result Eq. (A.8) we immediately find [33]

$$P_T(k) = 2 \frac{32\pi}{M_{\text{Pl}}^2} P_\varphi(k) = \frac{16}{\pi} \frac{H^2}{M_{\text{Pl}}^2}, \quad (\text{A.13})$$

where the factor of 2 accounts for two graviton polarizations.

## A.3 Slow-roll approximation

During inflation, the field  $\varphi$  rolls down the potential hill very slowly. A reasonable approximation to the dynamics is obtained by neglecting  $\ddot{\varphi}$  in the field equation  $\ddot{\varphi} + 3H\dot{\varphi} + V' = 0$ . This procedure is called the slow-roll approximation

$$\dot{\varphi} \approx -\frac{V'}{3H}. \quad (\text{A.14})$$

Field derivatives can also be neglected in the energy density of the inflaton field,  $\rho \approx V$

$$H^2 = \frac{8\pi}{3M_{\text{Pl}}^2} V. \quad (\text{A.15})$$

This gives for curvature perturbations

$$\zeta_k \equiv P_\zeta(k)^{1/2} = \frac{H^2}{2\pi \dot{\varphi}} = \frac{4H}{M_{\text{Pl}}^2} \frac{V}{V'}. \quad (\text{A.16})$$

#### A.4 Normalizing to CMBR

As an example, let us consider the simplest model  $V = \frac{1}{2}m^2\varphi^2$ . We have

$$\frac{V}{V'} = \frac{\varphi}{2}, \quad \text{and} \quad H = \sqrt{\frac{4\pi}{3}} \frac{m\varphi}{M_{\text{Pl}}}. \quad (\text{A.17})$$

This gives for the curvature fluctuations

$$\zeta_k = \sqrt{\frac{16\pi}{3}} \frac{m\varphi^2}{M_{\text{Pl}}^3}. \quad (\text{A.18})$$

Using the relation between curvature and temperature fluctuations, Eq. (A.12), and normalizing  $\delta T/T$  to the measured value at largest  $l$ , which is  $\delta T/T \sim 10^{-5}$  (see Fig. 3, right panel) we find the restriction on the value of the inflaton mass in this model:

$$m \approx \frac{\delta T}{T} \frac{M_{\text{Pl}}}{30} \approx 10^{13} \text{ GeV}. \quad (\text{A.19})$$

Here I have used the fact that in this model the observable scales cross the horizon when  $\varphi \approx M_{\text{Pl}}$ .

#### A.5 Slow-roll parameters

The number of e-foldings ( $a = e^{Ht} \equiv e^N$ ) of inflationary expansion from the time when  $\varphi = \varphi_i$  to the end can be found as

$$N(\varphi_i) = \int_{t_i}^{t_f} H(t) dt = \int \frac{H}{\dot{\varphi}} d\varphi = \frac{8\pi}{M_{\text{Pl}}^2} \int_{\varphi_e}^{\varphi_i} \frac{V}{V'} d\varphi. \quad (\text{A.20})$$

In particular, in the model Eq. (52) we find that the largest observable scale had crossed the horizon ( $N \sim 65$ ) when  $\varphi_i \approx 3.5M_{\text{Pl}}$ . All cosmological scales which fit within the observable universe encompass a small  $\Delta\phi$  interval within  $M_{\text{Pl}} < \varphi < \varphi_i$ . And inflaton potential should be sufficiently flat over this range of  $\Delta\phi$  for the inflation to proceed. This means that observables essentially depend on the first few derivatives of  $V$  (in addition the the potential  $V(\phi_0)$  itself). From the first two derivatives one can construct the following dimensionless combinations

$$\epsilon \equiv \frac{M_{\text{Pl}}^2}{16\pi} \left( \frac{V'}{V} \right)^2, \quad (\text{A.21})$$

$$\eta \equiv \frac{M_{\text{Pl}}^2}{8\pi} \frac{V''}{V}, \quad (\text{A.22})$$

which are often called the slow-roll parameters.

The power spectra of curvature, Eq. (A.10), and of tensor perturbations, Eq. (A.13), in slow-roll parameters can be rewritten as

$$P_\zeta(k) = \frac{1}{\pi\epsilon} \frac{H^2}{M_{\text{Pl}}^2}, \quad P_T(k) = \frac{16}{\pi} \frac{H^2}{M_{\text{Pl}}^2}. \quad (\text{A.23})$$

Comparing these two expressions we find

$$\frac{P_T(k)}{P_\zeta(k)} = 16\epsilon. \quad (\text{A.24})$$

#### A.6 Primordial spectrum

In general, the spectra can be approximated as power law functions in  $k$ :

$$P_\zeta(k) = P_\zeta(k_0) \left( \frac{k}{k_0} \right)^{n_S - 1}, \quad (\text{A.25})$$

$$P_T(k) = P_T(k_0) \left( \frac{k}{k_0} \right)^{n_T}. \quad (\text{A.26})$$

To the first approximation,  $H$  in Eq. (A.23) is constant. Therefore, in this approximation, power spectra do not depend on  $k$  and  $n_S = 1$ ,  $n_T = 0$ . This case is called the Harrison-Zel'dovich spectrum [35, 36] of primordial perturbations. However, in reality,  $H$  is changing, and in Eq (A.23) for every  $k$  one should take the value of  $H$  at the moment when the relevant mode crosses horizon. In slow roll parameters one then finds (see e.g. Ref. [?] for the nice overview)

$$n_S = 1 + 2\eta - 6\epsilon, \quad n_T = -2\epsilon. \quad (\text{A.27})$$

We can re-write Eq. (A.28) as a relation between the slope of tensor perturbations and the ratio of power in tensor to curvature modes

$$\frac{P_T(k)}{P_\zeta(k)} = -8n_T . \quad (\text{A.28})$$

This is called the *consistency relation* to which (simple) inflationary models should obey.

Different models of inflation have different values of slow-roll parameters  $\eta$  and  $\epsilon$ , and therefore can be represented in the  $(\eta, \epsilon)$  parameter plane. Using the relations Eq. (A.27) we see that this plane can be mapped into  $(n_S, n_T)$ , or using also Eq. (A.28) into the  $(n_S, r)$  parameter plane, where  $r$  is the ratio of power in tensor to scalar (curvature) perturbations. In this way, different inflationary models can be linked to observations and constraints can be obtained.