

Validity of the CMSSM interpretation of the diphoton excess

Herbi K. Dreiner^{1,*} Manuel E. Krauss^{1,†} Ben O’Leary[‡] Toby Opferkuch^{1,§} and Florian Staub^{2,¶}

¹*Bethe Center for Theoretical Physics & Physikalisches Institut der Universität Bonn,
Nußallee 12, 53115 Bonn, Germany and*

²*Theory Department, CERN, 1211 Geneva 23, Switzerland*

It has been proposed that the observed diphoton excess at 750 GeV could be explained within the constrained minimal supersymmetric standard model via resonantly produced stop bound states. We reanalyze this scenario critically and extend previous work to include the constraints from the stability of the electroweak vacuum and from the decays of the stoponium into a pair of Higgs bosons. It is shown that the interesting regions of parameter space with a light stop and Higgs of the desired mass are ruled out by these constraints. This conclusion is not affected by the presence of the bound states because the binding energy is usually very small in the regions of parameter space which can explain the Higgs mass. Thus, this also leads to strong constraints on the diphoton production cross section which is in general too small.

I. INTRODUCTION

The diphoton excess seen at the LHC at 750 GeV in the first data set of the 13 TeV run [1, 2] has triggered a lot of excitement.¹ Many different explanations for this excess have been proposed. In weakly coupled theories usually a new fundamental scalar with a mass of 750 GeV is introduced to explain this excess; see, for instance, Ref. [5] for an overview. One alternative possibility in weakly coupled theories was pointed out in Ref. [6]: it was shown that bound states of a pair of colored scalars or fermions with masses of about 375 GeV can explain this excess while being in agreement with all other constraints from direct searches. Reference [6] finds that the new particles should have charge 4/3 or 5/3 to have a sufficiently large diphoton production cross section. This is based on the assumption that the binding energies are small enough for the relativistic calculations to hold. In Ref. [7] it was claimed that the same idea works in the constrained version of the minimal supersymmetric standard model (CMSSM): the bound states are formed by a pair of scalar top partners (stops). In order to be in agreement with the production rate a large binding energy was assumed, which causes a large uncertainty on the production cross section.

The CMSSM is experimentally already extremely challenged, if not excluded, when including the constraints for $(g-2)_\mu$ [8]. In the perturbatively calculable regions of the CMSSM, it is well known that light stops can no longer be obtained when including all existing constraints. The main reason for this is the Higgs mass which

is bounded from above at the tree level and which needs large radiative corrections, mainly from stops. This is only possible in the case of one light stop eigenstate if a large mass splitting in the stop sector is present. This large splitting is severely constrained by bounds from vacuum stability: if the trilinear coupling is responsible for enhancing the Higgs mass and for splitting the two stops, minima in the scalar potential can appear where charge and color get broken via vacuum expectation values (VEVs) of the stops. Therefore, we critically reanalyze the possibility of explaining the diphoton excess within the CMSSM when including these constraints.

In this context we also comment on the possibility of obtaining very large binding energies of the stoponium which might render both perturbative Higgs mass calculations, as well as standard checks of the vacuum stability inappropriate. Even if it is questionable that the changes in the Higgs mass would be so dramatic to be in agreement with the measurements, there is an even stronger argument to rule out these parameter regions: the branching ratio of the stoponium into a pair of Higgs bosons would be much larger than into a pair of photons.

This article is organised as follows: in Sec. II we briefly review the vacuum stability constraints in the CMSSM, in Sec. III we discuss the possible impact of stoponium bound states, and in Sec. IV we show our main results based on a numerical check of the vacuum stability in the CMSSM parameter space with a 375 GeV stop. We conclude in Sec. V.

II. VACUUM STABILITY CONSTRAINTS ON A LIGHT STOP IN THE CMSSM

A. The stop mass and vacuum stability

The vacuum stability of the CMSSM was studied in detail in Ref. [9]. It was found that the minimal stop mass which can be obtained in the CMSSM and which has a stable electroweak (EW) vacuum is about 600 GeV when setting $M_{1/2} = 500$ GeV. This value is now already

* dreiner@uni-bonn.de

† mkrauss@th.physik.uni-bonn.de

‡ benjamin.oleary@gmail.com

§ toby@th.physik.uni-bonn.de

¶ florian.staub@cern.ch

¹ The data collected in 2016 [3, 4] do not confirm this excess. Combining the 2015 and 2016 data sets, the local significance is reduced from $\sim 3-4\sigma$ to no more than $\sim 2\sigma$ at both ATLAS and CMS.

in conflict with the limits from gluino searches, i.e. the lower bound on the stop mass is even higher. In addition, this limit does not include the constraint from the Higgs mass. When adding this constraint, it was found in Ref. [10] that the minimal stop mass in the CMSSM with a stable vacuum is already above 800 GeV.

B. The tunneling time

The limits quoted so far on the stop mass only checked if there is a minimum with nonvanishing stop VEVs which is deeper than the EW one. Of course, there is the possibility that the EW vacuum is metastable but longlived on cosmological time scales. The usual expression for the decay rate Γ per unit volume for a false vacuum is given in [11, 12] as

$$\Gamma/\text{vol.} = Ae^{(-B/\hbar)}(1 + \mathcal{O}(\hbar)) \quad (1)$$

where A is a factor which depends on eigenvalues of a functional determinant and B is the bounce action. The A factor is typically estimated on dimensional grounds, as it is very complicated to calculate and, because of the exponentiation of B , is far less important than getting the bounce action as accurate as possible. A is usually taken of order the renormalization scale, and one can feel free to assign an uncertainty of 1 order of magnitude which would change the lifetime by 4 orders. However, as we will see, our conclusion about the validity of the proposed scenario does not depend on this.

B is usually calculated numerically. The most widely used tool for doing this is `CosmoTransitions` [13]. In this context one has to keep in mind several effects which could alter the lifetime as calculated with `CosmoTransitions`:

- (i) It is not guaranteed that `CosmoTransitions` always finds the optimal path for tunneling.
- (ii) There might be other directions in the VEVs when including more scalar fields beyond the Higgs doublets and stops, which could cause a faster decay of the EW vacuum [9]; for a recent discussion, see also Ref. [14].
- (iii) The inclusion of thermal effects can reduce the likelihood that the Universe is still in a metastable but long-lived vacuum [15].
- (iv) Planck suppressed operators can cause a decrease in the lifetime of the EW vacuum [16, 17].

All of these effects can only *decrease* the lifetime of the EW vacuum if it is metastable; thus the resulting limits are conservative.

C. The vacuum lifetime for very light stops

We show in Fig. 1 for an example CMSSM parameter point how quickly the EW vacuum lifetime decreases with

increasing $|A_0|$ and decreasing stop mass. This point has a stable EW vacuum for $A_0 \sim 5500$ GeV which corresponds to a stop mass of 850 GeV. Using as a condition to have a lifetime of the EW vacuum longer than the current age of the universe allows one to decrease the stop mass to about 525 GeV. However, the point with $m_{\tilde{t}_1} = 375$ GeV has a lifetime of only a fraction of a second and is therefore ruled out beyond doubt. Moreover, we have so far not taken into account thermal corrections to the tunneling process. As soon as we do that, all points with a stop mass below 700 GeV have a lifetime much smaller than the age of the universe.

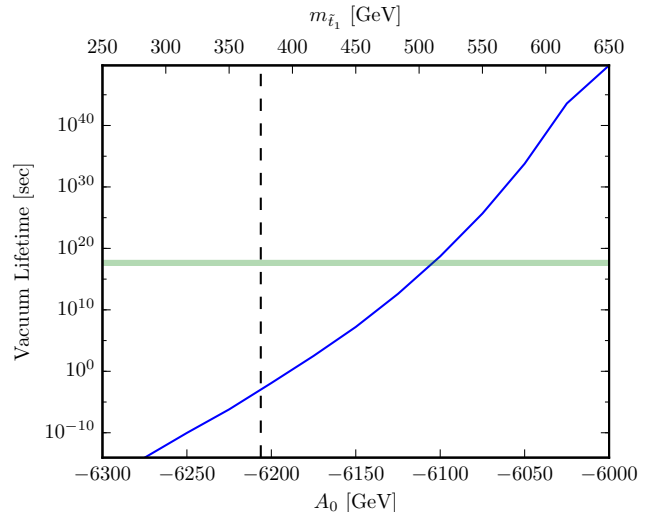


FIG. 1. The lifetime of the EW vacuum as a function of A_0 . The other CMSSM parameters are chosen as $m_0 = 2750$ GeV, $M_{1/2} = 750$ GeV, $\tan\beta = 15$, and $\mu > 0$. Also the mass of the light stop is shown. The black dashed line corresponds to $m_{\tilde{t}_1} = 375$ GeV while the green line corresponds to a lifetime of 13.8 billion years.

III. STOP BOUND STATES

A. Estimate of the binding energy

It has been pointed out in Ref. [18] that in the case of large trilinear couplings the stops can form bound states (“stoponium”, $\sigma_{\tilde{t}}$) via the exchange of Higgs bosons. A rough approximation for the mass of the bound state was given as

$$M_B = 2m_{\tilde{t}_1} \sqrt{1 - \frac{1}{(16\pi)^2 4n^2} \left(\frac{T_t \cos\alpha \sin 2\Theta_{\tilde{t}}}{\sqrt{2}m_{\tilde{t}_1}} \right)^4}. \quad (2)$$

Here, $\Theta_{\tilde{t}}$ and α are the stop and Higgs mixing angles, respectively, whereas n counts the bound state modes. One can see from this equation that two conditions are necessary to have a small mass or a large binding energy

which can even be of the order of the EW scale: very large trilinear couplings T_t and a large stop mixing $\Theta_{\tilde{t}} \sim \pi/4$. This was also pointed out in Ref. [19]. The strong dependence on the mixing angle is depicted in Fig. 2. Thus,

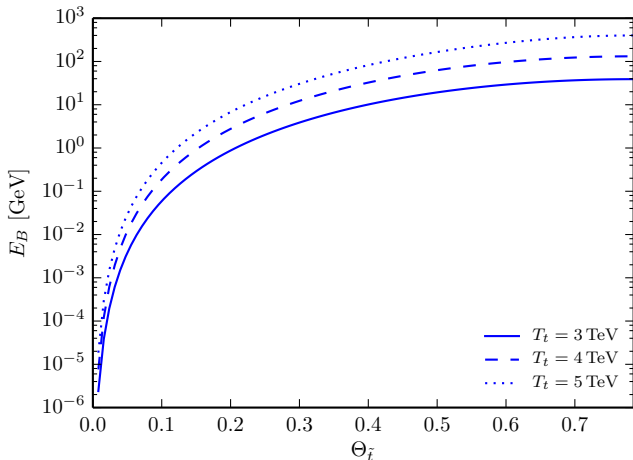


FIG. 2. The binding energy of two stops with $m_{\tilde{t}_1}=375$ GeV for $T_t = 3$ TeV (solid line), 4 TeV (dashed line), and 5 TeV (dotted line) as a function of the stop mixing angle Θ_t .

only for mixing above about 0.3 can the binding energy be in the multi-GeV range, for T_t of order a few TeV. That large binding energy would then have some impact on the study of the vacuum stability and one might need to take these effects into account. However, for smaller mixing angles, the binding energy is tiny compared to the stop mass scale, which is the important scale also for the tunneling processes. In these cases one can safely expect that the standard calculations hold.

B. Correlation between the stoponium binding energy and the light Higgs mass

We can make a rough estimate to see if the binding energy in the parameter space of interest is expected to be large. For this purpose we assume the stop mixing matrix at tree level to be parametrized by

$$m_{\tilde{t}}^2 = \begin{pmatrix} m_{LL}^2 & m_t X_t \\ m_t X_t^* & m_{RR}^2 \end{pmatrix}, \quad (3)$$

where m_{LL}^2 , m_{RR}^2 are the sums of soft supersymmetry-breaking F- and D-terms as well as $X_t \equiv T_t/Y_t - \mu \cot \beta$. For $\tan \beta \gg 1$ the first term dominates, and we assume this limit for the following brief discussion. We will always refer to mass-ordered eigenstates, $\tilde{t}_{1(2)}$ being the lighter (heavier) stop eigenstate. Together with the well-known expression for the one-loop corrections to the Higgs mass via (s)tops in the decoupling limit $M_A \gg M_Z$ [20–25],

$$\delta m_h^2 = \frac{3}{2\pi^2} \frac{m_t^4}{v^2} \left[\log \frac{M_S^2}{m_{\tilde{t}}^2} + \frac{X_t^2}{M_S^2} \left(1 - \frac{X_t^2}{12M_S^2} \right) \right], \quad (4)$$

with $M_S = \sqrt{m_{\tilde{t}_1} m_{\tilde{t}_2}}$, one can express the one-loop corrected Higgs mass as a function of $m_{\tilde{t}_2}$ and $\Theta_{\tilde{t}}$, when fixing the stononium mass at $M_B = 750$ GeV. For the same parameters, we also compute the binding energy. The combined results are shown in the left panel of Fig. 3. One can see that for light stop masses, $m_{\tilde{t}_2}$, the maximal enhancement for the Higgs mass appears, as expected, for maximal stop mixing. However, for heavier stops, a smaller stop mixing is preferred. One can also see that, in the interesting region with the largest corrections to the Higgs mass, the stononium binding energy is usually small and often even below the GeV range. Very large binding energies of order the EW scale only appear in parameter regions in which the light Higgs would even become tachyonic, because of huge negative one-loop corrections. Thus, in general one can assume that for parameter regions which lead to the correct Higgs mass using the standard calculations, also the standard checks for the vacuum stability do indeed hold. Moreover, the production rate can be calculated using the expressions for a pure QCD bound state; it turns out to be too small to explain the observed diphoton excess.

C. Strongly coupled stononium: Di-Higgs decays

These arguments are valid as long as we are situated in a “normal” environment, where perturbative calculations hold and the Higgs boson is a pure elementary particle. Even in the setup of the MSSM, however, it might be possible to find regions with very large stononium binding energies. One might argue that one cannot trust perturbative evaluations of the Higgs mass in the regions where it gets tachyonic due to the large trilinear couplings involved and that instead lattice calculations would be more appropriate for a calculation of m_h .² In Fig. 3, we hatch the regions where the perturbative calculation can no longer be trusted, where we have conservatively taken this region to begin at $E_B = 0.1M_B$. Let us assume for the time being that we are in this strongly coupled phase and that a 125 GeV Higgs mass is possible with large E_B due to Higgs exchange. This immediately raises the question how important the decay of the stononium into a pair of Higgs bosons becomes with respect to the desired diphoton decay, as these regions feature very large trilinear couplings. Fortunately, all partial widths scale in the same way with the wave function at the origin (and therefore with the binding energy); therefore, this factor drops out when calculating ratios so that solid predictions can be made. The respective formulas can, for instance, be taken from Ref. [26]; for earlier work see also [27]. In the right-hand panel of Fig. 3 we show the resulting ratio of $\Gamma_{hh}/\Gamma_{\gamma\gamma}$ in the same plane as in the left-hand

² This was actually *not* the ansatz of Ref. [7], which made use of the standard Higgs mass calculations.

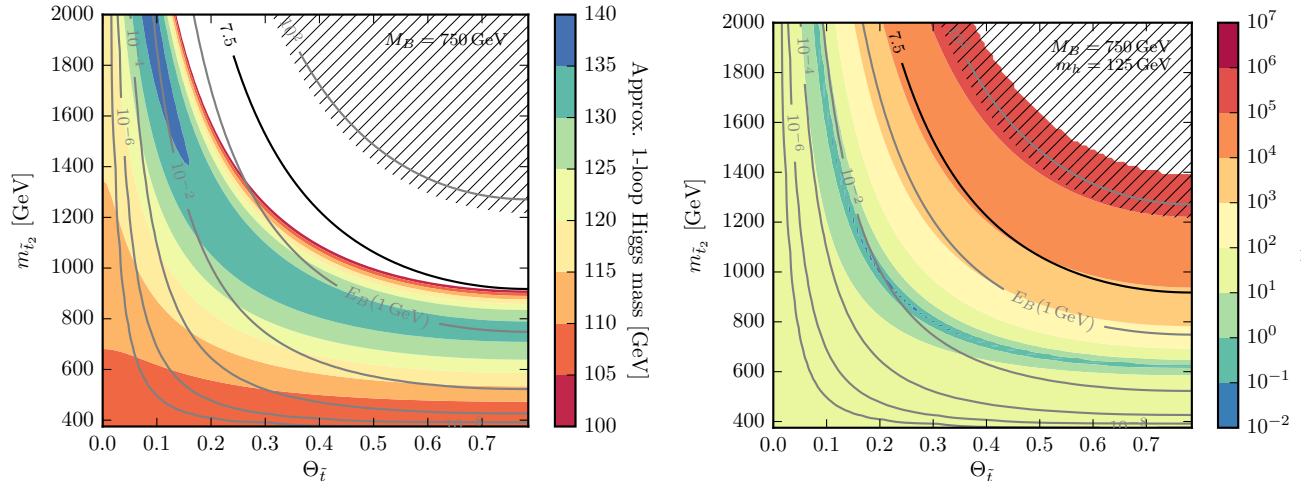


FIG. 3. Left: the estimate of the one-loop corrected Higgs mass (colored contours) in the $(\Theta_{\tilde{t}}, m_{\tilde{t}_2})$ plane. Right: the ratio of the partial decay widths of the stoponium into a pair of Higgs bosons (for fixed $m_h = 125$ GeV) and a pair of photons. We have set $M_B = 750$ GeV, respectively. In both figures, the lines are contours of constant E_B/GeV , the black line indicates the contour where E_B reaches 10% of M_B .

panel. Following the outlined argumentation, we assume here that the perturbative computation does not reproduce the correct Higgs mass because of the large trilinear couplings involved. Therefore, we fix the physical Higgs mass to 125 GeV in the computation of the branching ratio in order to obtain the correct decay kinematics in the entire plane. As expected, the di-Higgs decay rate is much larger than the diphoton decay rate in the regions where the binding energy due to Higgs exchange becomes large, i.e., in regions with large $|X_t|$. Interestingly, all of the parameter space which features a tachyonic Higgs, assuming standard perturbative calculations, has a ratio of the partial widths $\Gamma_{hh}/\Gamma_{\gamma\gamma}$ larger than 10^3 . For regions where the binding energy reaches a percent of the bound state mass the partial width ratio is larger than 10^4 .

Let us now compare the results to the experiment. In Ref. [28], a search for resonant Higgs pair production in the $bbbb$ final state was performed, setting limits of ~ 12 fb at $\sqrt{s} = 8$ TeV. Assuming gluon fusion for the production mechanism of the stoponium and taking the most conservative best-fit value for the necessary diphoton cross section at $\sqrt{s} = 13$ TeV from Ref. [29], we arrive at the experimental bound $\Gamma_{hh}/\Gamma_{\gamma\gamma} < 64$.³ This eliminates all of the parameter space where the stoponium has large binding energy, in clear contradiction to Ref. [7].

D. Stoponium-Higgs mixing

Thus far, we have assumed that the 125 GeV Higgs is an elementary particle and solely a mixture of the MSSM fields H_u and H_d . We drop this assumption now in order to see if this would alter the conclusions of the previous sections. The situation becomes more complicated as soon as the stoponium mixes with the Higgs and takes part in electroweak symmetry breaking through the acquisition of a VEV. Although this situation is highly disfavored, given the almost perfect agreement of the Higgs signal strength and coupling measurements with the Standard Model, let us assume for the sake of argument that this situation is possible. In this case, the stoponium is a new scalar degree of freedom in the theory, introducing a new direction in the scalar potential which is not calculable using perturbative methods. Such a scenario arises for very large values of $|X_t/M_S|$ [31], corresponding to such a tightly bound state that a lattice calculation is the only reliable technique, as of today. Unfortunately, these calculations have not yet been performed. However, for our purposes such precise predictions are not necessary as the rough order of magnitude of the relative partial decay widths into hh and $\gamma\gamma$ will not be affected. In particular, the rate into a pair of light Higgs bosons would still be huge due to the necessarily large $|X_t|$ values. A conservative estimate would be to parametrize the two scalar states at 125 and 750 GeV as $\Phi_{125} = h \cos \phi + \sigma_{\tilde{t}} \sin \phi$ and $\Phi_{750} = -h \sin \phi + \sigma_{\tilde{t}} \cos \phi$. Projecting out only the $\sigma_{\tilde{t}}$ production followed by the $\sigma_{\tilde{t}} \rightarrow hh$ decay, the respective partial width roughly scales as $\cos^6 \phi$, leading to a suppression of $\frac{1}{8}$ in the

³ Other reference values for the diphoton cross section (see, for instance, Ref. [30]) suggest even more constrained ratios of $\Gamma_{hh}/\Gamma_{\gamma\gamma} < 42$.

case of maximal mixing.⁴ Even allowing for another order of magnitude uncertainty due to the now undetermined VEV structure cannot rescue the points with $E_B/M_B > 10^{-2}$ from being experimentally excluded. As a result, the regions in parameter space which could potentially feature a stoponium condensate participating at EW symmetry breaking, i.e., those regions with binding energies of the order of the EW scale, are excluded by many orders of magnitude, far beyond any imaginable source of uncertainty for the ratio $\Gamma_{hh}/\Gamma_{\gamma\gamma}$.

The entire discussion has so far neglected the high-scale boundary conditions present in the CMSSM. We find that in regions of parameter space where $|X_t/M_S| \gtrsim 15$, which is the range where the critical coupling for EW symmetry breaking through stop condensates is reached [31], the lightest stau always becomes tachyonic.⁵

E. The possible stoponium binding energy

We can briefly summarize our discussion of the possible stoponium binding energy. Very large binding energies are immediately ruled out by the di-Higgs decay rate. Consequently, the maximal binding energy of a 750 GeV stoponium from pure Higgs exchange is less than 1%. Therefore, it is of the order of, or smaller than, the typical binding energy from perturbative QCD [27]. Such a QCD bound state, as has been discussed in Ref. [7], is insufficient to produce the required diphoton rate. Moreover, these small binding energies render the usual vacuum stability considerations, which involve much higher scales, fully consistent.

IV. THE CMSSM WITH A 375 GEV STOP

Even though this scenario is already highly disfavored by a production rate which is too small, we nevertheless discuss the impact of vacuum stability constraints in more detail. The reason is that the calculation of the production cross section still includes uncertainties, potentially increasing the production cross section such that the resulting signal is consistent to within 2σ of the observed excess. In addition, one might consider the case that there are other contributions to the diphoton rate in the CMSSM-like sbottomonium in the large $\tan\beta$ limit. Here, we aim to exclude light stoponium bound states within the CMSSM, independently of the diphoton cross section, leaving the results also applicable in the currently more realistic case that the diphoton excess turns

out to be a statistical fluctuation. Therefore, we perform a numerical analysis of the CMSSM in the remaining parameter space with $M_B \simeq 2m_{\tilde{t}_1}$, where, in contrast to Fig. 1, the standard calculations reproduce the observed Higgs mass and the vacuum should be sufficiently stable. The results we find also apply to the CMSSM parameter space with light stops in that ballpark which do not necessarily form bound states. For this purpose we use a SARAH [32–37] generated SPheno [38, 39] version to calculate the mass spectrum, including the full one-loop corrections to the stops and the dominant two-loop corrections to the Higgs states [40, 41]. To check the vacuum stability we use Vevacious [42]. Vevacious finds the global minimum of the one-loop corrected effective potential and calls CosmoTransitions to calculate the lifetime if necessary. For our checks we used Vevacious with the model files for the MSSM with real VEVs for the neutral Higgs doublets and the two stops which were also generated by SARAH.

A. Scan of the $(m_0, M_{1/2})$ plane

In order to check if it is possible to have a 375 GeV stop in the CMSSM with the correct Higgs mass we perform a scan in the following ranges:

$$m_0 = [1, 3.5] \text{ TeV}, \quad M_{1/2} = [0.6, 1.0] \text{ TeV},$$

where we fix both $\tan\beta = 15$ and $\mu > 0$. A_0 is fit at each point to ensure a light stop at 375 GeV. For larger $M_{1/2}$ values it is not possible to find points with the correct Higgs mass without going to even larger m_0 values. However, if m_0 is too large the performed fixed order calculation of the Higgs mass suffers from a large uncertainty. We therefore restrict ourself to values within this range. It turns out that the lifetime of the EW vacuum quickly drops with increasing $M_{1/2}$; i.e., this restriction does not affect the generality of our results. One also expects that the results are robust against changes of $\tan\beta$. However, for very large $\tan\beta$ the vacuum stability issue becomes more severe, due to the possible appearance of stau and sbottom VEVs. The results are summarized in Fig. 4.

One can see that the entire region of the parameter space which is consistent with the Higgs mass measurements and accommodates a light stop has a metastable vacuum. In this range, the lifetime of the metastable vacuum is always very short on cosmological time scales. Moreover, the region with small $M_{1/2}$ where the lifetime exceeds one second is in conflict with the current limits from gluino searches which exclude masses up to ~ 1.8 TeV (see, e.g., Refs. [43, 44] for recent LHC Run-II results). Thus, even when assigning a generous theoretical error to the lifetime calculation, the conclusion does not change. Additionally for low $M_{1/2}$, one can see that the binding energy of the stoponium lies at most in the 100 MeV range; i.e., this effect cannot have an impact on the validity of the vacuum stability results. Finally,

⁴ This is a very conservative estimate as it only corresponds to the decay shown in the figure, neglecting all contributions from the $h \rightarrow \sigma_{\tilde{t}}\sigma_{\tilde{t}}$ projection as well as the mixed projections.

⁵ This assumes the standard renormalization group equation evaluation, but is also rather robust against deviations in the SM Yukawa couplings, which could be caused by the stoponium-Higgs mixing.

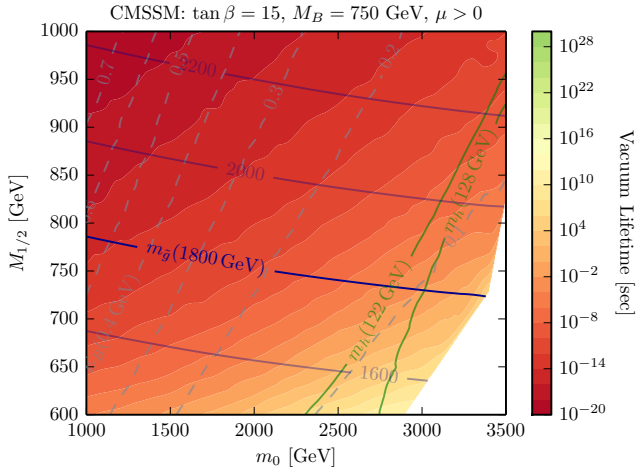


FIG. 4. The lifetime of the EW vacuum in seconds (colored contours) as calculated with the combination **SPheno-Vevacious-CosmoTransitions**. For comparison, the age of the universe is $\sim 4.35 \times 10^{17}$ s. Between the two green contour lines, the Higgs mass lies in the range 125 ± 3 GeV. The stononium binding energy from Higgs exchange in GeV is shown as grey dashed contours, while the dark blue contours indicate the gluino mass in GeV. The line for $m_{\tilde{g}} = 1800$ GeV is highlighted, as it roughly corresponds to the current lower experimental bound on the gluino mass.

because of this small binding energy, the standard calculation of the cross section of stononium production, followed by the decay to two photons, is also expected to be valid in the entire plane. This results in an insufficient diphoton cross section for the entire $(m_0, M_{1/2})$ plane.

B. Maximal binding energy

The results of the previous section show that both the binding energies and vacuum lifetimes for particular combinations of CMSSM parameters are small. Here we demonstrate that small binding energies are indeed a generic feature under the assumption of the CMSSM boundary conditions. Shown in Fig. 5 is the logarithm of the ratio $E_B/2m_{\tilde{t}_1}$ as a function of A_0 and m_0 for fixed values of $M_{1/2}$. For each parameter point, (m_0, A_0) , the largest value of $R = \log_{10}(E_B/2m_{\tilde{t}_1})$ is taken as $\tan\beta$ is varied between the values (2, 60) including the following constraints: (i) $m_{\tilde{\tau}_R}^2 > 0$, (ii) $m_{\tilde{t}_R}^2 > 0$, (iii) $m_{\tilde{t}_1} > 75$ GeV.⁶ Regions where these conditions are not satisfied for any value of $\tan\beta$ correspond to the hatched regions. The results of these show that the binding energy never exceeds 4% of the mass of the bound state.

⁶ The value of 75 GeV is a rather arbitrary but very conservative choice. More realistic cuts of 175 GeV to circumvent search limits, or even 375 GeV, in order to have a bound state of around 750 GeV lead to an even smaller upper limit of R .

The reason being is that large A_0 values are required for sizable binding energies. However, these large A_0 values also enter the renormalization group equations and split the stop-left and stop-right soft SUSY-breaking masses. This results in a reduced stop mixing angle. Finally large A_0 values also lead to negative singlet soft masses for the staus and stops in the case of small $M_{1/2}$. In general, one can find for larger $\tan\beta$ values larger binding energies because of a smaller mass splitting between $m_{\tilde{t}_R}$ and $m_{\tilde{b}_L}$, i.e., larger stop mixing. However, at some points the staus become tachyonic and prevent a further increase of $\tan\beta$.

C. Proposed benchmark scenarios in literature

In Ref. [7], three benchmark points with a light stop were proposed, which are consistent with the Higgs mass and the dark matter relic density. For completeness, we use our numerical setup to check the stability of these three points as well. The results are summarized in Table I and confirm the previous discussion.

	BP1	BP2	BP3
m_0 [GeV]	2855	3199	3380
$M_{1/2}$ [GeV]	755	860	910
$\tan\beta$	15	15	15
A_0 [GeV]	-6405*	-7205*	-7620*
$m_{\tilde{t}_1}$ [GeV]	375	425	444
$m_{\tilde{t}_2}$ [GeV]	2226	2495	2632
$m_{\tilde{g}}$ [GeV]	1837	2070	2181
m_h [GeV]	122	122	122
$T_{\tilde{t}}$ [GeV]	-2960	-3333	-3520
$\Theta_{\tilde{t}}$	0.118	0.106	0.101
E_B [GeV]	0.108	0.078	0.067
V_{EW} [GeV ⁴]	-9.8×10^7	-9.8×10^7	-9.7×10^7
V_{CCB} [GeV ⁴]	-3.7×10^{12}	-6.4×10^{12}	-8.2×10^{12}
v_d, v_u [TeV]	0.9, 2.8	1.1, 3.2	1.2, 3.4
$v_{\tilde{t}_L}, v_{\tilde{t}_R}$ [TeV]	2.2, -3.0	-2.7, -3.7	2.7, 3.7
τ [s]	2.6×10^{-4}	5.9×10^{-4}	3.9×10^{-4}

TABLE I. The benchmark points proposed by Ref.[7]. V_{EW} is the depth of the EW vacuum, V_{CCB} the depth of the global vacuum with the given Higgs and stop VEVs v_x (with $x = d, u, \tilde{t}_L, \tilde{t}_R$). τ is the life-time of the EW vacuum. Note: we slightly adjusted the input values of A_0 in order to get the same stop masses as given in Ref.[7]. Since **SPheno** uses different matching conditions than **suspect** [45] to calculate the top Yukawa coupling, the running stop mass parameters for the same input are slightly different. Since we had to *decrease* $|A_0|$ compared to Ref.[7], the life-time using the original values would be even shorter.

We see that all three points have a global minimum where charge and color are broken via stop VEVs in the TeV range. The depth of color breaking minima is 5 to 6 orders of magnitude deeper than the EW vacuum. This also explains the very fast decay of the EW vacuum: all three points have a lifetime which is a tiny fraction of

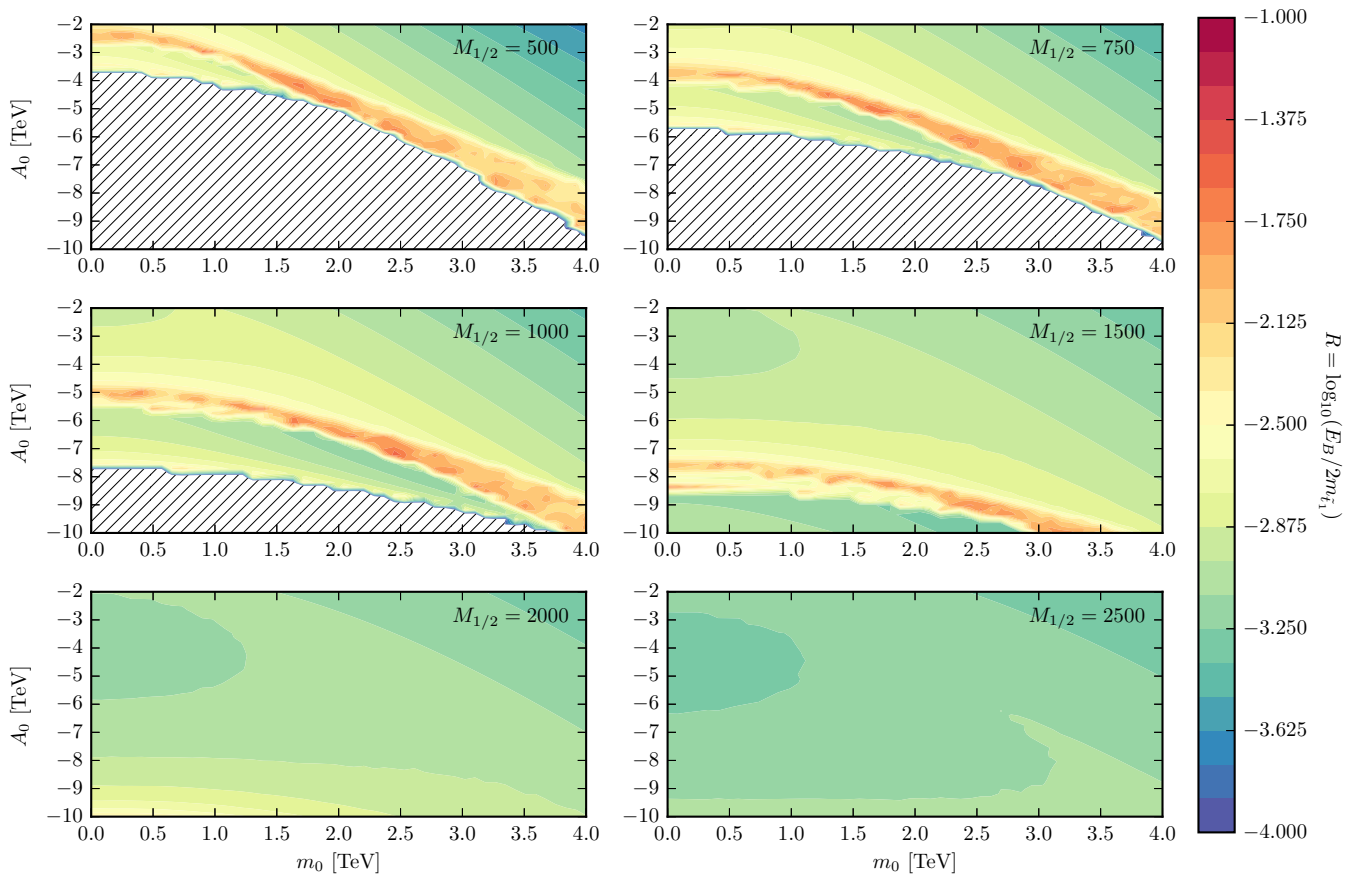


FIG. 5. The logarithm of the ratio $E_B/2m_{\tilde{t}_1}$ as a function of A_0 and m_0 , where $\tan\beta$ is chosen pointwise to maximize the logarithm. Note that each panel represents a different choice of $M_{1/2}$. The hatched regions correspond to parameter space where the constraints $m_{\tilde{\tau}_R}^2 > 0$, $m_{\tilde{t}_R}^2 > 0$ and $m_{\tilde{t}_1} > 0$ are not satisfied.

a second. Thus, one sees that the energy scales which are important in this calculation are several orders of magnitude above the binding energy of the stoponium. Moreover, the calculated tunneling rate is so huge that not even the assumption of a large uncertainty on the coefficient A in Eq. (1) could possibly alter the above conclusion.

V. CONCLUSION

We have critically reviewed the explanation of the diphoton excess via stop bound states in the CMSSM as proposed in Ref. [7]. We have discussed that stops in the CMSSM with masses of 375 GeV cause charge and color breaking minima. This is in particular the case when the constraints from the Higgs mass measurement are included. We have summarized results in the literature which find that the lower limit on the stop mass in the CMSSM is about 800 GeV if the electroweak vacuum should be stable. These limits are certainly weaker if the possibility of a metastable but long-lived minimum is considered. These conclusions are not affected by the

appearance of bound state effects because the binding energy in the experimentally allowed parameter region is very small compared to the other relevant scales in the calculation. In addition, because of this small binding energy the cross section to produce the diphoton signal is too small.

The *ad hoc* assumption of large binding energies which makes the calculation of the Higgs mass, as well as the checks for the vacuum stability more difficult is also ruled out by the much too large decay rate of the stoponium into a pair of Higgs bosons.

Taking all these effects into account, it is not possible to explain the diphoton signal in the CMSSM. Whether the general MSSM would survive, given the excess is confirmed, is currently under debate. There is the claim that it might be possible to obtain a sufficient diphoton cross section in fine-tuned parameter regions of the MSSM with a large μ term [46]. However, this possibility also lacks the proof of existence since so far no valid parameter regions consistent with the constraints from vacuum stability could be presented.

ACKNOWLEDGMENTS

We thank A. Kusenko and M. Drees for very helpful discussions as well as D. Choudhury and K. Ghosh for sharing their thoughts about this topic. M. E. K. is supported by the DFG Research Unit 2239 “New Physics at the LHC”.

-
- [1] ATLAS, 2015 , ATLAS-CONF-2015-081.
 [2] CMS, 2015 , CMS-PAS-EXO-15-004.
 [3] ATLAS, ATLAS-CONF-2016-059 (2016).
 [4] CMS, CMS-PAS-EXO-16-027 (2016).
 [5] F. Staub *et al.*, (2016), 1602.05581.
 [6] Y. Kats and M. J. Strassler, *JHEP* **05**, 092 (2016), 1602.08819.
 [7] D. Choudhury and K. Ghosh, (2016), 1605.00013.
 [8] P. Bechtle *et al.*, *Eur. Phys. J.* **C76**, 96 (2016), 1508.05951.
 [9] J. E. Camargo-Molina, B. O’Leary, W. Porod, and F. Staub, *JHEP* **12**, 103 (2013), 1309.7212.
 [10] N. Chamoun, H. K. Dreiner, F. Staub, and T. Stefaniak, *JHEP* **08**, 142 (2014), 1407.2248.
 [11] S. R. Coleman, *Phys. Rev.* **D15**, 2929 (1977), [Erratum: *Phys. Rev.* **D16**, 1248(1977)].
 [12] C. G. Callan, Jr. and S. R. Coleman, *Phys. Rev.* **D16**, 1762 (1977).
 [13] C. L. Wainwright, *Comput. Phys. Commun.* **183**, 2006 (2012), 1109.4189.
 [14] W. G. Hollik, *JHEP* **08**, 126 (2016), 1606.08356.
 [15] J. E. Camargo-Molina, B. Garbrecht, B. O’Leary, W. Porod, and F. Staub, *Phys. Lett.* **B737**, 156 (2014), 1405.7376.
 [16] V. Branchina, E. Messina, and M. Sher, *Phys. Rev.* **D91**, 013003 (2015), 1408.5302.
 [17] Z. Lalak, M. Lewicki, and P. Olszewski, *JHEP* **05**, 119 (2014), 1402.3826.
 [18] G. F. Giudice and A. Kusenko, *Phys. Lett.* **B439**, 55 (1998), hep-ph/9805379.
 [19] Z. Kang, (2016), 1606.01531.
 [20] H. E. Haber and R. Hempfling, *Phys. Rev.* **D48**, 4280 (1993), hep-ph/9307201.
 [21] M. Carena, M. Quiros, and C. E. M. Wagner, *Nucl. Phys.* **B461**, 407 (1996), hep-ph/9508343.
 [22] S. P. Martin, (1997), hep-ph/9709356, [Adv. Ser. Direct. High Energy Phys. **18**,1(1998)].
 [23] S. Heinemeyer, W. Hollik, and G. Weiglein, *Eur. Phys. J.* **C9**, 343 (1999), hep-ph/9812472.
 [24] S. Heinemeyer, W. Hollik, and G. Weiglein, *Phys. Lett.* **B455**, 179 (1999), hep-ph/9903404.
 [25] M. Carena *et al.*, *Nucl. Phys.* **B580**, 29 (2000), hep-ph/0001002.
 [26] S. P. Martin, *Phys. Rev.* **D77**, 075002 (2008), 0801.0237.
 [27] M. Drees and M. M. Nojiri, *Phys. Rev.* **D49**, 4595 (1994), hep-ph/9312213.
 [28] ATLAS, 2015 , ATLAS-CONF-2014-005.
 [29] H. P. Nilles and M. W. Winkler, *JHEP* **05**, 182 (2016), 1604.03598.
 [30] M. R. Buckley, *Eur. Phys. J.* **C76**, 345 (2016), 1601.04751.
 [31] J. M. Cornwall, A. Kusenko, L. Pearce, and R. D. Peccei, *Phys. Lett.* **B718**, 951 (2013), 1210.6433.
 [32] F. Staub, (2008), 0806.0538.
 [33] F. Staub, *Comput. Phys. Commun.* **181**, 1077 (2010), 0909.2863.
 [34] F. Staub, *Comput. Phys. Commun.* **182**, 808 (2011), 1002.0840.
 [35] F. Staub, *Comput. Phys. Commun.* **184**, 1792 (2013), 1207.0906.
 [36] F. Staub, *Comput. Phys. Commun.* **185**, 1773 (2014), 1309.7223.
 [37] F. Staub, *Adv. High Energy Phys.* **2015**, 840780 (2015), 1503.04200.
 [38] W. Porod, *Comput. Phys. Commun.* **153**, 275 (2003), hep-ph/0301101.
 [39] W. Porod and F. Staub, *Comput. Phys. Commun.* **183**, 2458 (2012), 1104.1573.
 [40] M. D. Goodsell, K. Nickel, and F. Staub, *Eur. Phys. J.* **C75**, 32 (2015), 1411.0675.
 [41] M. Goodsell, K. Nickel, and F. Staub, *Eur. Phys. J.* **C75**, 290 (2015), 1503.03098.
 [42] J. E. Camargo-Molina, B. O’Leary, W. Porod, and F. Staub, *Eur. Phys. J.* **C73**, 2588 (2013), 1307.1477.
 [43] CMS, V. Khachatryan *et al.*, (2016), 1603.04053.
 [44] ATLAS, G. Aad *et al.*, *Phys. Rev.* **D94**, 032003 (2016), 1605.09318.
 [45] A. Djouadi, J.-L. Kneur, and G. Moultaka, *Comput. Phys. Commun.* **176**, 426 (2007), hep-ph/0211331.
 [46] A. Djouadi and A. Pilaftsis, (2016), 1605.01040.