

# LES HOUCHES 2015: PHYSICS AT TEV COLLIDERS NEW PHYSICS WORKING GROUP REPORT

**G. Brooijmans<sup>1</sup>, C. Delaunay<sup>2</sup>, A. Delgado<sup>3</sup>, C. Englert<sup>4</sup>, A. Falkowski<sup>5</sup>, B. Fuks<sup>6,7</sup>,  
S. Nikitenko<sup>8</sup> and S. Sekmen<sup>9</sup>, (convenors)**

D. Barducci<sup>2</sup>, J. Bernon<sup>10</sup>, A. Bharucha<sup>11</sup>, J. Brehmer<sup>12</sup>, I. Brivio<sup>13</sup>, A. Buckley<sup>4</sup>, D. Burns<sup>14</sup>,  
G. Cacciapaglia<sup>15</sup>, H. Cai<sup>15</sup>, A. Carmona<sup>16</sup>, A. Carvalho<sup>17</sup>, G. Chalons<sup>2</sup>, Y. Chen<sup>18</sup>,  
R. S. Chivukula<sup>19</sup>, E. Conte<sup>20</sup>, A. Deandrea<sup>15</sup>, N. De Filippis<sup>21</sup>, N. Desai<sup>12</sup>, T. Flacke<sup>22</sup>,  
M. Frigerio<sup>23</sup>, M. Garcia-Pepin<sup>24</sup>, S. Gleyzer<sup>25</sup>, A. Goudelis<sup>26</sup>, F. Goertz<sup>16</sup>, P. Gras<sup>27</sup>,  
S. Henrot-Versillé<sup>28</sup>, J.L. Hewett<sup>29</sup>, P. Ittisamai<sup>30</sup>, A. Katz<sup>16,31</sup>, J. Kopp<sup>32</sup>, S. Kraml<sup>10</sup>,  
M.E. Krauss<sup>33,34</sup>, S. Kulkarni<sup>26</sup>, U. Laa<sup>2,10</sup>, S. Lacroix<sup>35</sup>, K. Lane<sup>36</sup>, D. Majumder<sup>37</sup>,  
A. Martin<sup>3</sup>, K. Mawatari<sup>10</sup>, K. Mohan<sup>20</sup>, D.M. Morse<sup>38</sup>, K. Mimasu<sup>39</sup>, M. Mühlleitner<sup>40</sup>,  
M. Nardecchia<sup>41</sup>, J. M. No<sup>39</sup>, R. D. Orlando<sup>42</sup>, P. Pani<sup>43</sup>, M. Papucci<sup>44,45</sup>, G. Polesello<sup>46</sup>,  
C. Pollard<sup>4</sup>, W. Porod<sup>33</sup>, H. B. Prosper<sup>10</sup>, M. Quirós<sup>24,47</sup>, T. Rizzo<sup>29</sup>, K. Sakurai<sup>48</sup>,  
J. Santiago<sup>49</sup>, V. Sanz<sup>39</sup>, T. Schmidt<sup>50</sup>, D. Schmeier<sup>34</sup>, D. Sengupta<sup>10</sup>, H.-S. Shao<sup>16</sup>,  
E. H. Simmons<sup>20</sup>, J. Sonneveld<sup>51</sup>, T. Spieker<sup>28</sup>, M. Spira<sup>52</sup>, J. Tattersall<sup>53</sup>, G. Unel<sup>54</sup>,  
R. Vega-Morales<sup>49</sup>, W. Waltenberger<sup>26</sup>, A. Weiler<sup>55</sup>, T. You<sup>41,56</sup>, O. A. Zapata<sup>57</sup>, D. Zerwas<sup>28</sup>

## Abstract

We present the activities of the ‘New Physics’ working group for the ‘Physics at TeV Colliders’ workshop (Les Houches, France, 1–19 June, 2015). Our report includes new physics studies connected with the Higgs boson and its properties, direct search strategies, reinterpretation of the LHC results in the building of viable models and new computational tool developments. Important signatures for searches for natural new physics at the LHC and new assessments of the interplay between direct dark matter searches and the LHC are also considered.

## Acknowledgements

We would like to heartily thank all funding bodies, the organisers (G. Bélanger, N. Berger, F. Boudjema, M. Delmastro, S. Gascon, P. Gras, D. Guadagnoli, J.P. Guillet, B. Herrmann, S. Kraml, G. Moreau, E. Pilon, P. Slavich and D. Zerwas), the staff and all participants of the Les Houches workshop for providing a stimulating and lively atmosphere in which to work.

- <sup>1</sup> Physics Department, Columbia University, New York, NY 10027, USA
- <sup>2</sup> LAPTh, Université Savoie Mont Blanc, CNRS, B.P. 110, F-74941 Annecy-le-Vieux, France
- <sup>3</sup> Physics Department, University of Notre Dame, Notre Dame, IN 46556, USA
- <sup>4</sup> SUPA, School of Physics and Astronomy, University of Glasgow, Glasgow G12 8QQ, UK
- <sup>5</sup> Laboratoire de Physique Théorique, CNRS – UMR 8627, Université de Paris-Sud 11, F-91405 Orsay Cedex, France
- <sup>6</sup> Sorbonne Universités, UPMC Univ. Paris 06, UMR 7589, LPTHE, F-75005 Paris, France
- <sup>7</sup> CNRS, UMR 7589, LPTHE, F-75005 Paris, France
- <sup>8</sup> Imperial College, London, UK
- <sup>9</sup> Center for High Energy Physics, Kyungpook National University, Daegu, South Korea
- <sup>10</sup> Laboratoire de Physique Subatomique et de Cosmologie, Université Grenoble-Alpes, CNRS/IN2P3, 53 Avenue des Martyrs, 38026 Grenoble, France
- <sup>11</sup> CNRS, Aix Marseille U., U. de Toulon, CPT, UMR 7332, F-13288, Marseille, France
- <sup>12</sup> Institut für Theoretische Physik, Universität Heidelberg, Germany
- <sup>13</sup> Departamento de Física Teórica and IFT, Universidad Autónoma de Madrid, Madrid, Spain
- <sup>14</sup> University of California, Davis, USA
- <sup>15</sup> Univ. Lyon, Université Lyon 1, CNRS/IN2P3, IPNL, F-69622, Villeurbanne, France
- <sup>16</sup> Physics Department, CERN, CH-1211 Geneva 23, Switzerland
- <sup>17</sup> Dipartimento di Fisica e Astronomia and INFN, Sezione di Padova, Via Marzolo 8, I-35131 Padova, Italy
- <sup>18</sup> Lauritsen Laboratory for High Energy Physics, California Institute of Technology, Pasadena, USA
- <sup>19</sup> Groupe de Recherche de Physique des Hautes Énergies (GRPHE), Université de Haute-Alsace, IUT Colmar, 34 rue du Grillenbreit BP 50568, 68008 Colmar Cedex, France
- <sup>20</sup> Department of Physics and Astronomy, Michigan State University, East Lansing, MI 48824, USA
- <sup>21</sup> Dipartimento Interateneo di Fisica, Politecnico and INFN Bari, 70125 Bari, Italy
- <sup>22</sup> Department of Physics, Korea University, Seoul 136-713, Korea
- <sup>23</sup> Laboratoire Charles Coulomb (L2C), UMR 5221 CNRS-Université de Montpellier, F-34095 Montpellier, France
- <sup>24</sup> Institut de Física d'Altes Energies (IFAE), The Barcelona Institute of Science and Technology (BIST) Universitat Autònoma de Barcelona, Barcelona, Spain
- <sup>25</sup> Department of Physics, University of Florida, USA
- <sup>26</sup> Institute of High Energy Physics, Austrian Academy of Sciences, 1050 Vienna, Austria
- <sup>27</sup> DSM/IRFU, CEA/Saclay, Gif-sur-Yvette, France
- <sup>28</sup> LAL, Univ. Paris-Sud, CNRS/IN2P3, Université Paris-Saclay, Orsay, France
- <sup>29</sup> SLAC National Accelerator Laboratory, Menlo Park, CA 94025, USA
- <sup>30</sup> Department of Physics, Faculty of Science, Chulalongkorn University, Bangkok, Thailand
- <sup>31</sup> Université de Genève, Department of Theoretical Physics and Center for Astroparticle Physics (CAP), CH-1211 Geneva 4, Switzerland
- <sup>32</sup> PRISMA Cluster of Excellence, 55099 Mainz, Germany, and Mainz Institute for Theoretical Physics, Johannes Gutenberg-Universität Mainz, 55099 Mainz, Germany
- <sup>33</sup> Institut für Theoretische Physik und Astrophysik, Universität Würzburg, 97074 Würzburg, Germany
- <sup>34</sup> Bethe Center for Theoretical Physics & Physikalisches Institut der Universität Bonn, Nussallee 12, 53115 Bonn, Germany
- <sup>35</sup> Laboratoire de Physique, ENS de Lyon et CNRS UMR 5672, Université de Lyon, 69364 LYON Cedex 07, France
- <sup>36</sup> Department of Physics, Boston University, Boston, MA 02215, USA
- <sup>37</sup> The University of Kansas, Lawrence, USA
- <sup>38</sup> Department of Physics, Northeastern University, Boston MA, USA
- <sup>39</sup> Department of Physics and Astronomy, University of Sussex, Brighton BN1 9QH, UK
- <sup>40</sup> Institute for Theoretical Physics, Karlsruhe Institute of Technology, D-76128 Karlsruhe, Germany
- <sup>41</sup> DAMTP, University of Cambridge, Wilberforce Road, Cambridge, CB3 0WA, UK
- <sup>42</sup> Department of Physics, Florida State University, Tallahassee, Florida 32306, USA
- <sup>43</sup> Stockholm University, Department of Physics, AlbaNova University Center, 106 91 Stockholm, Sweden
- <sup>44</sup> Berkeley Center for Theoretical Physics, University of California, Berkeley, CA 94720, USA
- <sup>45</sup> Theoretical Physics Group, Lawrence Berkeley National Laboratory, Berkeley, CA 94720, USA
- <sup>46</sup> INFN, Sezione di Pavia, 27100 Pavia, Italy
- <sup>47</sup> Institució Catalana de Recerca i Estudis Avançats (ICREA), Barcelona, Spain

- <sup>48</sup> Institute for Particle Physics Phenomenology, Department of Physics, University of Durham, Science Laboratories, South Road, Durham, DH1 3LE, UK
- <sup>49</sup> Departamento de Física Teórica y del Cosmos and CAFPE, Universidad de Granada, Campus de Fuentenueva, E-18071 Granada, Spain
- <sup>50</sup> Albert-Ludwigs-Universität Freiburg, Physikalisches Institut, D-79104 Freiburg, Germany
- <sup>51</sup> Institut für Experimentalphysik, Universität Hamburg, 22761 Hamburg, Germany
- <sup>52</sup> Paul Scherrer Institut, CH-5232 Villigen PSI, Switzerland
- <sup>53</sup> Institute for Theoretical Particle Physics and Cosmology, Sommerfeldstr. 16, 52074 Aachen, Germany
- <sup>54</sup> Department of Physics and Astronomy, University of California Irvine, USA
- <sup>55</sup> Physik Department T75, James-Franck-Strasse 1, Technical University of Munich, 85748 Garching, Germany
- <sup>56</sup> Cavendish Laboratory, University of Cambridge, J.J. Thomson Avenue, Cambridge, CB3 0HE, UK
- <sup>57</sup> University of Antioquia and Metropolitan Institute of Technology, Colombia

# Contents

<b>Introduction</b>	<b>6</b>
<i>G. Brooijmans, C. Delaunay, A. Delgado, C. Englert, A. Falkowski, B. Fuks, S. Nikitenko and S. Sekmen</i>	
<b>New physics</b>	<b>8</b>
1 <b>Dijet resonance discrimination at LHC</b>	<b>9</b>
<i>R.S. Chivukula, P. Ittisamai, K. Mohan and E. H. Simmons</i>	
2 <b>Momentum-dependent dark matter interactions and monojets at the LHC</b>	<b>16</b>
<i>D. Barducci, A. Bharucha, N. Desai, M. Frigerio, B. Fuks, A. Goudelis, S. Kulkarni, S. Lacroix, G. Polesello and D. Sengupta</i>	
3 <b>Search for sgluons at the LHC</b>	<b>29</b>
<i>S. Henrot-Versillé, T. Spieker and D. Zerwas</i>	
4 <b>LHC sensitivity to associated production of dark matter and <math>t\bar{t}</math> pairs</b>	<b>33</b>
<i>P. Pani and G. Polesello</i>	
5 <b>Search for dark matter via mono-Higgs production at the LHC</b>	<b>39</b>
<i>I. Brivio, D. Burns, N. De Filippis, N. Desai, J. M. No, H. Prosper, S. Sekmen, D. Schmeier and J. Sonneveld</i>	
6 <b>Vector-like Quark Decays</b>	<b>61</b>
<i>G. Brooijmans, G. Cacciapaglia</i>	
7 <b>The Diboson Excess: Experimental Situation and Classification of Explanations</b>	<b>66</b>
<i>J. Brehmer, G. Brooijmans, G. Cacciapaglia, A. Carmona, A. Carvalho, R.S. Chivukula, A. Delgado, F. Goertz, J.L. Hewett, A. Katz, J. Kopp, K. Lane, A. Martin, K. Mohan, D.M. Morse, M. Nardecchia, J.M. No, C. Pollard, M. Quiros, T.G. Rizzo, J. Santiago, V. Sanz, E. H. Simmons and J. Tattersall</i>	
8 <b>Collider constraints on Pati-Salam inspired SUSY models with a sneutrino LSP</b>	<b>67</b>
<i>S. Kraml, M.E. Krauss, S. Kulkarni, U. Laa, W. Porod and J. Tattersall</i>	
<b>The Higgs Boson</b>	<b>80</b>
9 <b>Higgs boson production via gluon fusion within HEFT</b>	<b>81</b>
<i>T. Schmidt and M. Spira</i>	
10 <b>HEFT at higher orders for LHC processes</b>	<b>86</b>
<i>M. Mühlleitner, V. Sanz and M. Spira</i>	
11 <b>Higgs pair production from New Physics at the LHC Run-II</b>	<b>93</b>
<i>G. Cacciapaglia, H. Cai, A. Carvalho, A. Deandrea, T. Flacke, B. Fuks, D. Majumder and H.-S. Shao</i>	



<b>12</b>	<b>Cornering light scalars in Type II 2HDM</b>	<b>110</b>
	<i>J. Bernon, K. Mimasu, J. M. No and D. Sengupta</i>	
<b>13</b>	<b>LHC diphoton and diboson probes of custodial fiveplet scalars</b>	<b>120</b>
	<i>A. Delgado, M. Garcia-Pepin, M. Quirós, J. Santiago and R. Vega-Morales</i>	
<b>14</b>	<b>Probing effective Higgs couplings at the LHC in <math>h \rightarrow 2\ell 2\nu</math> decays with multi-dimensional matrix element and likelihood methods</b>	<b>128</b>
	<i>Y. Chen, A. Falkowski and R. Vega-Morales</i>	
<b>Tools and Methods</b>		<b>134</b>
<b>15</b>	<b>Falcon: towards an ultra fast non-parametric detector simulator</b>	<b>135</b>
	<i>S. Gleyzer, R. D. Orlando, H. B. Prosper, S. Sekmen and O. A. Zapata</i>	
<b>16</b>	<b>Towards an analysis description accord for the LHC</b>	<b>140</b>
	<i>D. Barducci, A. Buckley, G. Chalons, E. Conte, N. Desai, N. de Filippis, B. Fuks, P. Gras, S. Kraml, S. Kulkarni, U. Laa, M. Papucci, C. Pollard, H. B. Prosper, K. Sakurai, D. Schmeier, S. Sekmen, D. Sengupta, J. Sonneveld, J. Tattersall, G. Unel, W. Waltenberger and A. Weiler</i>	
<b>17</b>	<b>A proposal for a Les Houches Analysis Description Accord</b>	<b>147</b>
	<i>D. Barducci, G. Chalons, N. Desai, N. de Filippis, P. Gras, S. Kraml, S. Kulkarni, U. Laa, M. Papucci, H. B. Prosper, K. Sakurai, D. Schmeier, S. Sekmen, D. Sengupta, J. Sonneveld, J. Tattersall, G. Unel, W. Waltenberger and A. Weiler</i>	
<b>18</b>	<b>Basis-independent constraints on Standard Model Effective Field Theories with ROSETTA</b>	<b>158</b>
	<i>J. Bernon, A. Carvalho, A. Falkowski, B. Fuks, F. Goertz, K. Mawatari, K. Mimasu and T. You</i>	

# Introduction

*G. Brooijmans, C. Delaunay, A. Delgado, C. Englert, A. Falkowski, B. Fuks, S. Nikitenko and S. Sekmen*

This document is the report of the New Physics session of the 2015 Les Houches Workshop ‘Physics at TeV Colliders’. The workshop brought together theorists and experimenters who discussed a significant number of novel ideas related to Higgs and beyond the Standard Model physics. New computational methods and techniques were considered, with the aim of improving the technology available for theoretical, phenomenological and experimental new physics studies. More precisely, one set of studies undertaken during the workshop concerns investigations associated with specific new physics models either constructed from a top-down approach or built following a bottom-up path. A second set of studies is connected to the Higgs boson discovered a few years ago. Its properties are now measured with increasing accuracy at the LHC, constraining the construction of any realistic new physics theory correspondingly. Finally, detector fast simulator and recasting techniques are the subject of a third series of contributions, including details on the way experimental information could be presented, together with the introduction of new developments of a package dedicated to a generic way to constrain effective field theories.

In the first section of these proceedings, in a first instance the phenomenological properties of models constructed on the basis of extensions of the Standard Model symmetries are considered. The LHC sensitivity to a four-jet signature of a sgluon particle that arises, for instance, in non-minimal supersymmetric models, is estimated, and the LHC Run-I constraints on Pati-Salam-inspired supersymmetric theories where the lightest new physics particle is a sneutrino are derived. In addition, simplified models are examined as they represent efficient handles on new physics. Dark matter-related constructions are studied via their monojet, mono-higgs and  $t\bar{t}$  plus missing energy signatures. A new approach for tagging dijet resonances is also proposed, and an overview is given of the diboson excesses observed by the LHC experiments and their potential implications. Finally, a broader classification of vector-like quark signatures is built, since such particles appear in many extensions of the Standard Model.

The second section of this document is dedicated to new physics studies linked to the Higgs boson. Two contributions focus on the effective field theory approach to study deviations from the Standard Model. They first address precision predictions for Higgs-boson production via gluon fusion and second underline the uncertainties related to any possible measurement of the effective Wilson coefficients. Another study focuses on new physics contributions to Higgs-pair production and show the effects of new particles on the corresponding cross section and differential distributions. This includes a first calculation of the next-to-leading order corrections in QCD to several channels. Complete models, such as the Two-Higgs-Doublet-Models, have are moreover considered from the viewpoint of the most recent LHC constraints. Diphoton and diboson probes of non-minimal Higgs weak isospin representations are discussed in another contribution, and multi-dimensional matrix element techniques have been developed in order to get new handles on Higgs anomalous interactions.

Finally, the third section presents progress specific to software tools and methods that are crucial for any new physics investigation. A first contribution addresses the development of a super-fast simulation of the response of an LHC-like detector such as ATLAS or CMS;

the second includes a first proposal on the way experimental analyses could be released to be used in a more efficient way by the community, and a last contribution focuses on a platform dedicated to Higgs effective field theories and how to relate existing constraints to effective operator basis choices.

The meeting in Les Houches has fostered a large number of discussions between theorists and experimenters. In-depth studies could however only be completed for several of the generated ideas on the required timescale. It is clear that even those that could not converge to a written contribution have paid off through the breadth of searches conducted by experimenters and the understanding of the conditions imposed on an experiment by the theory community. We expect that many more future results will benefit from the discussions held at the workshop.

New physics

# Contribution 1

## Dijet resonance discrimination at LHC

*R.S. Chivukula, P. Ittisamai, K. Mohan and E.H. Simmons*

### Abstract

The LHC is actively searching for narrow dijet resonances corresponding to physics beyond the Standard Model, including colored vector bosons, scalars, and fermions. A dimensionless “color discriminant variable”,  $D_{col}$  can distinguish among various dijet resonances. Here, we summarize two extensions of the color discriminant variable technique first presented in [1].

## 1 INTRODUCTION

The LHC is actively searching for narrow dijet resonances corresponding to physics beyond the Standard Model, including colored vector bosons, scalars, and fermions. Most recently, ATLAS has set a lower bound on the mass of a leptophobic  $Z'$  boson of 1.5 TeV [2], and CMS has set lower bounds on the masses of color-triplet scalar diquarks and colorons of 6 TeV and 5.1 TeV, respectively [3].

When the LHC discovers a new dijet resonance, it will be crucial to determine the spin, color, and other properties of the resonance in order to understand what kind of BSM context it represents. We have previously shown that a dimensionless “color discriminant variable”,  $D_{col}$  can distinguish among various dijet resonances. The variable is constructed from the dijet cross-section for the resonance ( $\sigma_{jj}$ ), its mass ( $M$ ), and its total decay width ( $\Gamma$ ), observables that will be available from the dijet channel measurements of the resonance:

$$D_{col} \equiv \frac{M^3}{\Gamma} \sigma_{jj}. \quad (1)$$

For a narrow-width resonance, the color discriminant variable is independent of the resonance’s overall coupling strength. We have applied the color discriminant variable technique both to flavor universal vector resonances with identical couplings to all quarks [4] and also to more generic flavor non-universal vector resonances [5] whose couplings to quarks vary by electric charge, chirality, or generation. In the latter case, combining the color discriminant variable with information from resonance decays to heavy top ( $t\bar{t}$ ) or bottom ( $b\bar{b}$ ) flavors still enables one to determine what type of resonance has been discovered. We have also shown [6] that the method can be used to separate fermionic or scalar dijet resonances from vector states.

Here, we summarize two further extensions of the color discriminant variable technique first presented in [1]. First, the theoretical calculation of the variable has been generalized to show its broader applicability and its relationship to the properties of the partons involved in production and decay of a narrow resonance. Second, it has been demonstrated that  $D_{col}$  can distinguish a color-triplet or color-sextet scalar diquark (a weak-singlet state coupling to two quarks) from weak-singlet vector dijet resonances that couple to a quark/anti-quark pair, such as a coloron (color-octet) or  $Z'$  (color-singlet).

## 2 THE RESONANCES

### 2.1 Scalar Diquarks

The diquarks we consider are weak-singlet scalar resonances coupling to two *quarks*; references to the literature on these states are given in [1]. Note that the canonical benchmark diquarks considered by CMS [3, 7] are color triplets. In the absence of flavor symmetries [8, 9], there would be strong constraints on the couplings of these particles [10]. We avoid this by assigning appropriate flavor quantum-numbers [8] to the specific color-triplet or color-sextet states as discussed in [9]; essentially, one has a full mass-degenerate flavor multiplet of any of the particles present.

To start, let us use the classification system from [9] to describe the possible weak-singlet, color-triplet diquarks associated with a weak doublet quark field ( $Q_L$ ) and weak singlet quark fields ( $u_R$  and  $d_R$ ) of any generation. Since the color-triplet state of two quarks will be anti-symmetric in color and in Lorentz spinor indices, it must also be anti-symmetric under the combination of flavor and SU(2) indices. The two states most readily produced at LHC [1] are [a] a weak-singlet, charge 1/3 diquark: the  $u_L d_L \equiv \omega_3$  state, and [b] a charge 1/3 diquark: the  $u_R d_R \equiv \tilde{\omega}_3$  state. Following the notation in [11], we write the interactions of these diquark states with quarks as

$$\mathcal{L} = 2\sqrt{2} (\bar{K}_3)_c^{ab} [\lambda_\omega \omega_3^c \bar{u}_{La} d_{Rb}^C + \lambda_{\tilde{\omega}} \tilde{\omega}_3^c \bar{u}_{Ra} d_{Lb}^C] + h.c. , \quad (2)$$

where  $a, b$  and  $c$  are color (triplet) indices,  $\bar{K}_3$  is the color Clebsch-Gordan coefficient connecting [11] two triplets to an anti-triplet (related to  $\epsilon_{abc}$ ), and  $\lambda_\omega, \lambda_{\tilde{\omega}}$  are unknown coupling constants. As the forms of the decay width and production cross-section for these two states turn out to be identical, we will show results only for the  $\omega_3$  state.

We can similarly enumerate the possible color sextet scalar diquark states. Because the color-sextet state is symmetric in color and anti-symmetric in Lorentz spinor indices, it must be *symmetric* under the combination of flavor and SU(2) indices. Accordingly, as discussed in [1], the most relevant states for our analysis of LHC phenomenology are [a] a weak-singlet, charge 1/3 diquark:  $\delta_6 \equiv (u_L s_L - c_L d_L)$ , [b] a charge 1/3 diquark:  $\Delta_6 \equiv u_R d_R$ , [c] a charge 4/3 diquark:  $\Phi_6 \equiv u_R u_R$ , and [d] a charge -2/3 diquark:  $\phi_6 \equiv d_R d_R$ . We may denote [11] the corresponding interactions between the diquarks and light-generation fermions as

$$\mathcal{L} = 2\sqrt{2} (\bar{K}_6)_\gamma^{ab} [\lambda_\delta \delta_6^\gamma (\bar{u}_{La} s_{Rb}^C - \bar{c}_{La} d_{Rb}^C) + \lambda_\Phi \Phi_6^\gamma \bar{u}_{Ra} u_{Lb} + \lambda_\phi \phi_6^\gamma \bar{d}_{Ra} d_{Lb} + \lambda_\Delta \Delta_6^\gamma \bar{u}_{Ra} d_{Lb}] + h.c. , \quad (3)$$

where  $a, b$  are triplet color indices and  $\gamma$  is a sextet color index,  $\bar{K}_6$  is the Clebsch-Gordan coefficient connecting two  $SU(3)$  triplets to a sextet, and  $\lambda_\delta, \lambda_\Phi, \lambda_\phi, \lambda_\Delta$  are unknown couplings.

### 2.2 Vector Bosons

A color-octet vector boson (coloron) arises from extending the gauge group of the strong sector; Likewise, an electrically neutral color-singlet vector boson ( $Z'$ ) often originates from extending the electroweak  $U(1)$  or  $SU(2)$  gauge group. Ref. [1] provides references to the many coloron and  $Z'$  models and analyses in the literature. While a typical  $Z'$  couples to leptons as well as quarks, it is possible (see, e.g., [12]) to have a “leptophobic”  $Z'$  that does not decay to charged leptons and would appear experimentally as a dijet final state.

A coloron ( $C$ ) or a  $Z'$  manifesting as a dijet resonance is produced at hadron colliders via

quark-antiquark annihilation. The interaction of a  $C$  with the SM quarks  $q_i$  is described by

$$\mathcal{L}_C = ig_{QCD} C_\mu^a \sum_{i=u,d,c,s,t,b} \bar{q}_i \gamma^\mu t^a (g_{C_L}^i P_L + g_{C_R}^i P_R) q_i, \quad (4)$$

where  $t^a$  is an SU(3) generator, while  $g_{C_L}^i$  and  $g_{C_R}^i$  denote left and right chiral coupling strengths (relative to the strong coupling  $g_{QCD}$ ) of the color-octet to the SM quarks. The projection operators have the form  $P_{L,R} = (1 \mp \gamma_5)/2$ . Similarly, the interactions of a leptophobic  $Z'$  with the SM quarks are given by

$$\mathcal{L}_{Z'} = ig_w Z'_\mu \sum_{i=u,d,c,s,t,b} \bar{q}_i \gamma^\mu (g_{Z'_L}^i P_L + g_{Z'_R}^i P_R) q_i, \quad (5)$$

where  $g_{Z'_L}^i$  and  $g_{Z'_R}^i$  denote left and right chiral coupling strengths of the leptophobic  $Z'$  to the SM quarks, relative to the weak coupling  $g_w = e/\sin \theta_W$ . This analysis only includes vector resonances with flavor-universal couplings to quarks.

### 3 GENERALIZING THE COLOR DISCRIMINANT VARIABLE

Here, we summarize a more general formulation of  $D_{col}$ , drawing on Ref. [7] and use it to evaluate  $D_{col}$  for various diquark states.

A scalar or vector resonance coupled to quarks in the standard model can be abundantly produced at a hadron collider of sufficient energy. Then it decays to a final state of simple topology: a pair of jets (including  $b$ -jets) or top quarks, both of which are highly energetic and clustered in the central region of the detector. In a large data sample, a resonance with a relatively small width will appear as a distinct bump over a large, but exponentially falling, multijet background. These features make the hadronic decay channels favorable for discovery.

Searches for new particles currently being conducted at the LHC are focused on resonances having a narrow width. So one can expect that if a new dijet resonance is discovered, the dijet cross section, mass, and width of the resonance will be measured. These three observables are exactly what is needed to construct the color discriminant variable [4], as defined in (1) that can distinguish between resonances of differing color charges.

There is a particular formulation of the tree-level  $s$ -channel resonance cross section that makes the properties of the color-discriminant variable more transparent and makes  $D_{col}$  easier to calculate for diverse types of resonances. Following Eq. (44) of [7], the spin- and color-averaged partonic tree-level  $s$ -channel cross section for the process  $i + k \rightarrow R \rightarrow x + y$  is written

$$\hat{\sigma}_{ik \rightarrow R \rightarrow xy}(\hat{s}) = 16\pi \cdot \mathcal{N} \cdot (1 + \delta_{ik}) \cdot \frac{\Gamma(R \rightarrow ik) \cdot \Gamma(R \rightarrow xy)}{(\hat{s} - m_R^2)^2 + m_R^2 \Gamma_R^2}, \quad (6)$$

where  $(1 + \delta_{ik})$  accounts for the possibility of identical incoming partons. The factor  $\mathcal{N}$  is a ratio of spin and color counting factors

$$\mathcal{N} = \frac{N_{S_R}}{N_{S_i} N_{S_k}} \cdot \frac{C_R}{C_i C_k}, \quad (7)$$

where  $N_S$  and  $C$  count the number of spin- and color-states for initial state partons  $i$  and  $k$ . In the narrow-width approximation, we also have

$$\frac{1}{(\hat{s} - m_R^2)^2 + m_R^2 \Gamma_R^2} \approx \frac{\pi}{m_R \Gamma_R} \delta(\hat{s} - m_R^2). \quad (8)$$

Integrating over parton densities, and summing over incoming partons, as well as the outgoing partons that produce hadronic jets ( $jj$ ), we then find the tree-level hadronic cross section to be

$$\sigma_R = 16\pi^2 \cdot \mathcal{N} \cdot \frac{\Gamma_R}{m_R} \cdot \left( \sum_{xy=jj} BR(R \rightarrow xy) \right) \left( \sum_{ik} (1 + \delta_{ik}) BR(R \rightarrow ik) \left[ \frac{1}{s} \frac{dL^{ik}}{d\tau} \right]_{\tau=\frac{m_R^2}{s}} \right), \quad (9)$$

where the parton luminosity function  $\tau d\mathcal{L}/d\tau$  for production of the vector resonance with mass  $M_R$  via collisions of partons  $i$  and  $k$  at the center-of-mass energy squared  $s$ , is defined by

$$\tau \left[ \frac{d\mathcal{L}^{ik}}{d\tau} \right] \equiv \frac{\tau}{1 + \delta_{ik}} \int_{\tau}^1 \frac{dx}{x} \left[ f_i(x, \mu_F^2) f_k\left(\frac{\tau}{x}, \mu_F^2\right) + f_k(x, \mu_F^2) f_i\left(\frac{\tau}{x}, \mu_F^2\right) \right], \quad (10)$$

where  $f_i(x, \mu_F^2)$  is the parton distribution function at the factorization scale  $\mu_F^2$  and we set the factorization scale equal to the resonance mass.

Hence, for the color discriminant variable we find the general expression

$$D_{col} = 16\pi^2 \cdot \mathcal{N} \cdot \left( \sum_{xy=jj} BR(R \rightarrow xy) \right) \left( \sum_{ik} (1 + \delta_{ik}) BR(R \rightarrow ik) \left[ \tau \frac{dL^{ik}}{d\tau} \right]_{\tau=\frac{m_R^2}{s}} \right), \quad (11)$$

which illustrates the dependence of the color discriminant variable on the properties of the incoming and outgoing partons, and can easily be applied to any narrow resonance.

For example, for the classic flavor-universal coloron resonance, we note: the coloron has  $C_R = 8$  and  $N_{S_R} = 3$ ; the incoming  $xy$  and outgoing  $ik$  states are a light quark  $q = u, d, c, s$  and its anti-quark  $\bar{q}$ ; each incoming quark has  $N_{S_i} = N_{S_k} = 2$  and  $C_i = C_k = 3$ ; the sum over outgoing branching ratios ( $Br(C \rightarrow xy)$ ) is  $4/6$ ; and each incoming branching ratio is ( $Br(C \rightarrow ik) = 1/6$ ). Then Eq. (11) becomes

$$D_{col}^C = \frac{32\pi^2}{27} \left( \sum_{q=u,c,d,s} \left[ \tau \frac{dL^{q\bar{q}}}{d\tau} \right]_{\tau=\frac{m_C^2}{s}} \right), \quad (12)$$

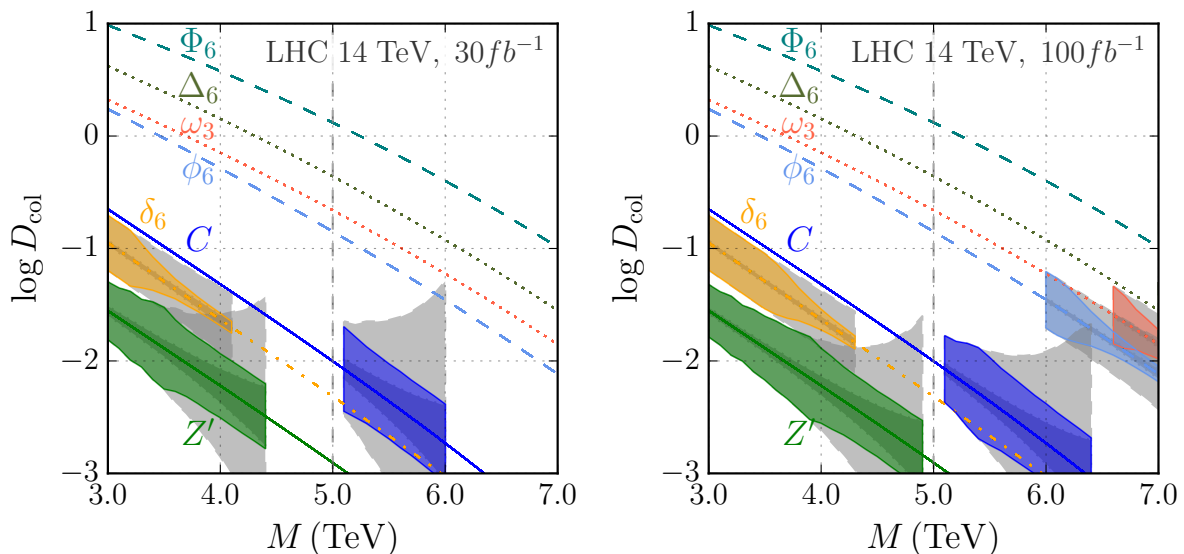
which is identical to the result in [4]. The expressions for  $D_{col}$  for each of the other resonances discussed here are given in detail in [1].

## 4 DISTINGUISHING DIQUARKS FROM VECTOR RESONANCES

Let us see how well the color discriminant variable  $D_{col}$  can distinguish whether a newly discovered dijet resonance is a scalar diquark, a coloron or a leptophobic  $Z'$ . We will focus on resonances with masses of  $3 - 7 TeV$  at the  $\sqrt{s} = 14 TeV$  LHC with integrated luminosities up to  $1000 fb^{-1}$ . The values of  $D_{col}$  and other observables have been evaluated using the uncertainties discussed in [4–6] and the applicable region of parameter space is as in [1].

Figures 1 and 2 compare the value of  $D_{col}$  as a function of resonance mass for colorons,  $Z'$  bosons, the color-triplet diquark  $\omega_3$  and the color-sextet diquarks  $\Phi_6, \phi_6, \Delta_6$  and  $\delta_6$ . Fig. 1 focuses on integrated luminosities of 30 and 100  $fb^{-1}$ , while Fig. 2 displays results for 300 and 1000  $fb^{-1}$ . In each plot, a given colored band shows the mass range in which the corresponding





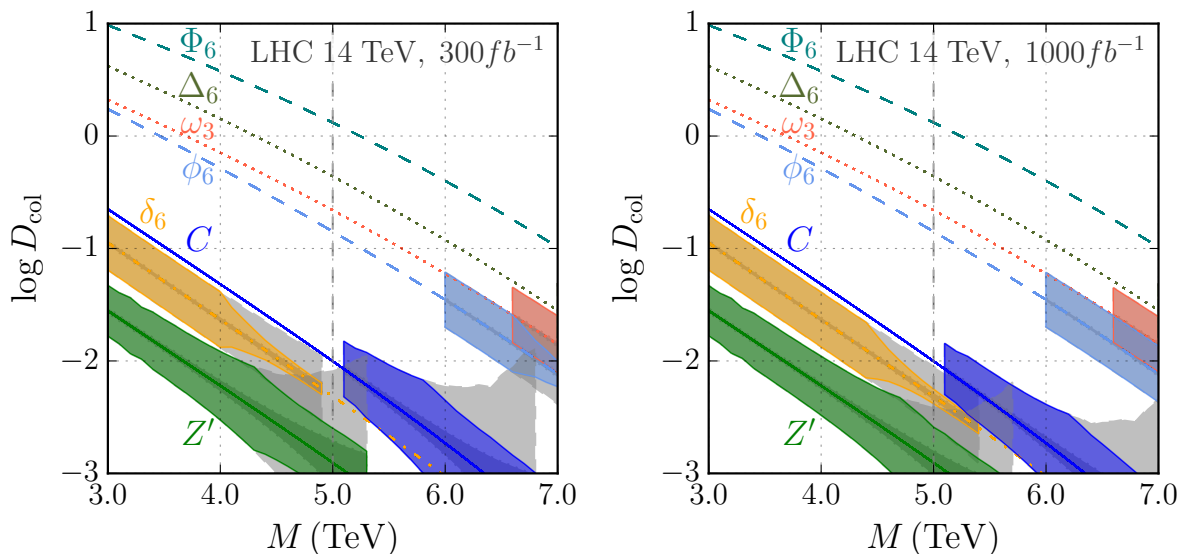
**Figure 1:** Color discriminant variables calculated for LHC-14 assuming the integrated luminosities  $30 \text{ fb}^{-1}$  (Left) and  $100 \text{ fb}^{-1}$  (Right). The central value of  $D_{col}$  for each particle is shown as, from top to bottom:  $\Phi_6$  (dashed green),  $\Delta_6$  (dotted black),  $\omega_3$  (dotted red),  $\phi_6$  (dashed blue),  $C$  (solid blue),  $\delta_6$  (dotted-dash yellow),  $Z'$  (solid green). The uncertainty in  $D_{col}$  due to the uncertainties in the resonance’s cross section, mass and width is indicated by gray bands. The outer (lighter gray) band shows the uncertainty in  $D_{col}$  when the width is equal to the experimental mass resolution; the inner (darker gray) band shows the case where the width  $\Gamma = 0.15M$ . Resonances with widths between those extremes will fall between the outer and inner gray bands. (Note that no region of sensitivity is plotted for  $\Phi_6$  or  $\Delta_6$ , see footnote 1.)

resonance is viable and accessible. The appropriate exclusion limit from [3] delimits the left-hand edge of each band.<sup>1</sup> The appropriate integrated luminosity curve from [1] delimits the right-hand edge, beyond which there will not be enough data to allow discovery at a given mass. The width of each band relates to measurement uncertainties as noted in the figure caption.

For a given dijet resonance mass, some resonance types may already be excluded (e.g., one found below about 5.1 TeV cannot be a coloron), while others may lie beyond the LHC’s discovery reach at a given integrated luminosity, because too few events would be produced (e.g., a leptophobic  $Z'$  will not be seen above about 4.8 TeV with only  $100 \text{ fb}^{-1}$ ). But for any resonance mass between about 3.5 and 7 TeV, there are generally several dijet resonances that remain viable candidates. For example, a resonance discovered at 4.0 TeV could be a  $Z'$  or  $\delta_6$ , while one found at 6.1 TeV could be a  $\phi_6$  or coloron.

In many situations where a dijet resonance of a given mass discovered at LHC could correspond to more than one class of particle, measuring  $D_{col}$  will distinguish among them. A leptophobic  $Z'$  would not be confused with any of the weak-singlet scalar diquarks (except, possibly, the  $\delta_6$  near the top of the mass range for a given integrated luminosity). Nor would

<sup>1</sup>The  $\Phi_6$  and  $\Delta_6$  diquarks are so strongly constrained by recent data [3] that they cannot be lighter than the 7 TeV shown in these figures, and the phenomenologically allowed couplings for the  $\omega_3$  and  $\phi_6$  (if lighter than 7 TeV) are too small to allow for a measurement of  $D_{col}$  with only  $30 \text{ fb}^{-1}$  at 14 TeV. All estimates are based on the current or projected sensitivities of the LHC detectors as described in [1]. If these estimates are exceeded, of course, the sensitive region is increased.



**Figure 2:** Same as Fig. 1, but for integrated luminosities  $300 \text{ fb}^{-1}$  (Left) and  $1000 \text{ fb}^{-1}$  (Right).

any of the color-sextet diquarks be mistaken for one another. The color-triplet diquark and the coloron, likewise, are distinct by this measure.

In some cases, the value of  $D_{col}$  will suffice to show that a resonance is a diquark, but not to determine which kind of diquark state has been found. For instance, at masses of order 6.5 TeV, the  $\omega_3$  overlaps the  $\phi_6$ . Measuring the color flow [13–16] in the events may be of value here.

In other cases, the measurement of  $D_{col}$  may leave us unsure as to whether a vector boson (coloron) or a color-sextet  $\delta_6$  diquark has been discovered. In this case, measuring the angular distributions of the final state jets may assist in further distinguishing the possibilities [7].

## CONCLUSIONS

The LHC has the potential to discover new dijet resonances characteristic of many theories beyond the Standard Model. Because the color discriminant variable [4],  $D_{col}$ , is constructed from measurements available directly after the discovery of the resonance via the dijet channel, namely, its mass, its total decay width, and its dijet cross section, this variable can be valuable in identifying the nature of a newly discovered state [4–6]. Here, we have summarized recent work [1] that extends the color discriminant variable technique in two directions. First, it places the theoretical discussion of the variable in more general language that shows its broader applicability and its relationship to the properties of the partons involved in production and decay of the resonance. Second, it shows that  $D_{col}$  may be used both to identify scalar diquark resonances as color triplet or color sextet states and to distinguish them from color-neutral or color-octet vector bosons. We look forward to seeing this discriminant put to use in the wake of an LHC discovery.

## ACKNOWLEDGEMENTS

This material is based upon work supported by the National Science Foundation under Grant No. PHY-0854889. We wish to acknowledge the support of the Michigan State University High

Performance Computing Center and the Institute for Cyber Enabled Research. EHS and RSC thank the Aspen Center for Physics and the NSF Grant #1066293 for hospitality during the writing of this paper.

## Contribution 2

# Momentum-dependent dark matter interactions and monojets at the LHC

*D. Barducci, A. Bharucha, N. Desai, M. Frigerio, B. Fuks, A. Goudelis, S. Kulkarni, S. Lacroix, G. Polesello and D. Sengupta*

### Abstract

We consider scenarios with momentum-dependent interactions between the dark matter and the Standard Model, induced by non-renormalizable derivative operators. We derive the constraints from the 8 TeV LHC monojet searches and from dark matter experiments, and we estimate the sensitivity of the future 13 TeV LHC monojet searches. We compare these constraints to those arising in the case where the interactions are, more conventionally, momentum-independent. For a given dark matter mass, we find that the LHC has greater sensitivity to smaller monojet cross-sections in the momentum-dependent case, by virtue of the harder monojet transverse-momentum distribution. Finally, making use of our estimate for the 13 TeV sensitivity, we briefly comment on the prospectives of distinguish the two cases in the future.

## 1 INTRODUCTION

Monojet events at the LHC [17–20] allow one to search for new particles that escape invisibly from the detector after having been produced in association with one hard jet and possibly additional softer jets. Such new states may be for instance long-lived or stable on detector, or even cosmological, scales. In the latter case, they can further constitute (all or part of) the dark matter (DM) energy density in the Universe. From the collider point of view, one interesting question is to what extent any future monojet-related measurements would shed light on the underlying new physics. Of all the jet properties that could be reconstructed, the jet transverse momentum  $p_T$  would play a key role, and the understanding of the dependence of the differential cross-section  $d\sigma/dp_T$  on the new physics masses and couplings is therefore crucial. Along these lines, we attempt to compare derivative and non-derivative couplings of the Standard Model (SM) to the new physics sector, which correspond to momentum-dependent (MD) and momentum-independent (MI) interactions, respectively. As a consequence, the shape of the differential cross-section is different in the two cases.

A theoretical motivation for building models involving derivative couplings is provided by pseudo-Nambu-Goldstone bosons (pNGBs), or equivalently by light scalar fields associated with the spontaneous breaking of a global symmetry at some scale  $f$ . A relevant and concrete example is provided in composite Higgs scenarios where the set of pNGBs includes the Higgs boson and possibly extra dark scalars. In this case only derivative (momentum-dependent) interactions of the pNGBs suppressed by powers of  $f$  are allowed by the shift symmetry related to the pNGBs. An explicit weak breaking of the shift symmetry, parameterized by a small coupling

strength  $\epsilon$ , is however necessary in order to induce pNGB masses, which additionally generates non-derivative momentum-independent couplings proportional to  $\epsilon/f$ . The parameterization of our effective Lagrangian is inspired by these scenarios, but we refrain from imposing any specific and model-dependent assumptions in connection to the new physics masses and couplings.

Most ultraviolet-complete models of dark matter predict the existence of additional particles, many of them carrying Standard Model quantum numbers. Depending on the specific details of each construction, dedicated searches at the LHC could detect these additional states. In Sec. 2, we instead study a minimal setup where the only new states accessible at the LHC are the dark matter particle itself and if necessary the particle mediating its interactions with the Standard Model sector. Concretely, we focus on an invisible sector comprised of a SM-singlet real scalar  $\eta$ . We impose a  $\mathcal{Z}_2$  parity symmetry under which the Standard Model fields are even and  $\eta$  is odd. Consequently, the  $\eta$  particle cannot decay into Standard Model particles and is thus a potential dark matter candidate. We will discuss two possibilities that allow us to couple the  $\eta$  field to the Standard Model. In the minimal scenario, the mediator is the Standard Model Higgs field  $H$  that has a quartic coupling to  $\eta$  at the renormalizable level, as well as a non-renormalizable derivative coupling to  $\eta$ . However, the LHC measurements of the Higgs boson properties turn out to be overly constraining. Alternatively, one needs to introduce an additional mediator  $s$ , and we will more precisely consider the case where  $s$  is a real gauge-singlet scalar even under the  $\mathcal{Z}_2$  symmetry.

The most standard LHC search channel related to those models is the monojet one (and to a smaller extent the monophoton channel that will be ignored here). The corresponding analysis requires a hard jet (presumably issued from initial state radiation) recoiling against a pair of invisible particles. In what follows we examine in detail the constraints from the currently published monojet search results in proton-proton collisions at a center-of-mass energy of 8 TeV and make predictions for the corresponding sensitivities that are expected for the 13 TeV LHC run. We moreover compare the behaviour of MD and MI scenarios for the new physics couplings. Since mediator production via gluon fusion will be considered, we additionally comment on constraints that could arise from dijet searches at past and present hadron colliders. Finally, we entertain the possibility that the  $\eta$  particle could constitute the dark matter in the Universe, and study the related experimental constraints.

## 2 MODELS AND EXPERIMENTAL CONSTRAINTS

### 2.1 The minimal scenario: the Higgs portal

The simplest model that predicts the production of a substantial number of monojet events is obtained by adding to the Standard Model a gauge-singlet real scalar field  $\eta$  that is odd under a  $\mathcal{Z}_2$  symmetry, the SM fields being taken to be even. The interactions of the  $\eta$  particle with the Standard Model then arise through the multiscalar couplings of the Higgs doublet  $H$  to the  $\eta$  field. This setup can be described by a Lagrangian of the form

$$\mathcal{L}_\eta = \mathcal{L}_{SM} + \frac{1}{2}\partial_\mu\eta\partial^\mu\eta - \frac{1}{2}\mu_\eta^2\eta^2 - \frac{1}{4}\lambda_\eta\eta^4 - \frac{1}{2}\lambda\eta^2 H^\dagger H + \frac{1}{2f^2}(\partial_\mu\eta^2)\partial^\mu(H^\dagger H), \quad (1)$$

which contains a renormalizable part compatible with the  $\mathcal{Z}_2$  symmetry  $\eta \rightarrow -\eta$  and an independent dimension-six operator that involves derivatives. Several non-derivative dimension-six operators are additionally allowed by the symmetries of the model, but their effect, not enhanced at large momentum transfer, is expected to be negligible in the context of monojet searches. These operators have therefore been omitted from Eq. (1). The scalar field  $\eta$  may

arise as a pNGB in the context of composite Higgs models and  $f$  then would play the role of the pNGB decay constant. This minimal model and the associated dark matter phenomenology, in particular the role of the derivative operator, has been studied in Ref. [21]. Additional relevant analyses can also be found in Refs. [22–24].

After the breaking of the electroweak symmetry, the interactions of the  $\eta$  particle with the physical Higgs boson  $h$  take the form

$$\mathcal{L}_\eta \supset -\frac{1}{4}(v+h)^2 \left( \lambda\eta^2 + \frac{1}{f^2} \partial_\mu \partial^\mu \eta^2 \right), \quad (2)$$

and the  $\eta$ -mass  $m_\eta$  satisfies

$$m_\eta^2 = \mu_\eta^2 + \lambda v^2/2. \quad (3)$$

While the trilinear scalar interaction of Eq. (2) induces the production of monojet events via, for instance, gluon fusion  $gg \rightarrow gh^{(*)} \rightarrow g\eta\eta$ , the quartic interactions will allow for the production of mono-Higgs events  $gg \rightarrow h^* \rightarrow h\eta\eta$  that will not be considered in this work. In the case where  $2m_\eta < m_h$ , the Higgs boson is essentially produced on-shell so that the strength of the derivative interaction vertex is proportional to  $p_h^2/f^2 = m_h^2/f^2$ . Its momentum-dependence thus reduces to a constant so that the MD and MI cases become indistinguishable. In this regime, monojet searches yield weaker bounds with respect to the strongest collider constraints provided by the Higgs invisible width results [25–27],

$$\Gamma(h \rightarrow \eta\eta) = \frac{v^2}{32\pi m_h} \left( \frac{m_h^2}{f^2} - \lambda \right)^2 \sqrt{1 - \frac{4m_\eta^2}{m_h^2}} \theta(m_h^2 - 4m_\eta^2) \lesssim 0.15\Gamma_h^{SM} \simeq 0.7 \text{ MeV}, \quad (4)$$

at the 95% confidence level (CL).

Instead, we are interested in the complementary region where  $2m_\eta > m_h$ . Here, the monojet signal will arise from off-shell Higgs production and the derivative interactions of the  $\eta$  particle alter the momentum dependence of the differential cross-section. The monojet  $p_T$  distribution would then possibly allow one to distinguish between the derivative and non-derivative couplings in Eq. (2). The price to pay is however a suppression of the monojet signal, since the relevant partonic cross-section  $\hat{\sigma}$  depends on the Higgs virtuality  $p_h^2$  via

$$\hat{\sigma}(gg \rightarrow gh^* \rightarrow g\eta\eta) \propto \frac{\theta(p_h^2 - 4m_\eta^2)}{(p_h^2 - m_h^2)^2 + \Gamma_h^2 m_h^2} \left( \frac{p_h^2}{f^2} - \lambda \right)^2 \sqrt{1 - \frac{4m_\eta^2}{p_h^2}}, \quad (5)$$

where  $\Gamma_h$  is the Higgs total width. The denominator is thus larger when the Higgs is off-shell, or equivalently when  $p_h^2 > 4m_\eta^2 > m_h^2$ .

A preliminary analysis of the monojet signature in this model was presented in Ref. [28], and the collider signatures of the off-shell Higgs portal were discussed in Ref. [29]. However our numerical analysis shows that in the off-shell region the signal is too weak to be observed at the LHC. The LHC experiments have not only determined the Higgs mass precisely, but also placed significant constraints on the production cross-section and decay width of the Higgs. This means that the only free parameters of the model must fulfill  $m_\eta \gtrsim m_h/2$ ,  $\lambda \lesssim 1$  and  $f \gtrsim 500 \text{ GeV}$ . The total monojet cross-section with  $p_T^{\text{jet}} > 20 \text{ GeV}$  is in this case always smaller than 1 fb for MD and 0.5 fb for MI couplings respectively.

## 2.2 A pragmatic scenario with a scalar singlet mediator

We extend the model introduced in the previous section by considering a scenario where, in addition to the dark, stable (*i.e.*  $\mathcal{Z}_2$  odd)  $\eta$  particle, another mediator links the SM to the dark sector: a  $\mathcal{Z}_2$ -even scalar singlet  $s$ . We assume as usual that the scalar potential does not break the  $\mathcal{Z}_2$  symmetry spontaneously, that is,  $\eta$  does not acquire a non-vanishing vacuum expectation value (vev). With no loss of generality, we also impose that the vev of the  $s$  field vanishes, as the latter could always be absorbed in a redefinition of the couplings. The relevant Lagrangian reads

$$\begin{aligned} \mathcal{L}_{\eta,s} = & \mathcal{L}_{\text{SM}} + \frac{1}{2} \partial_\mu \eta \partial^\mu \eta - \frac{1}{2} m_\eta^2 \eta \eta + \frac{1}{2} \partial_\mu s \partial^\mu s - \frac{1}{2} m_s^2 s s \\ & + \frac{c_{s\eta} f}{2} s \eta \eta + \frac{c_{\partial s \eta}}{f} (\partial_\mu s) (\partial^\mu \eta) \eta + \frac{\alpha_s}{16\pi} \frac{c_{sg}}{f} s G_{\mu\nu}^a G^{a\mu\nu}, \end{aligned} \quad (6)$$

where we have included an effective coupling of  $s$  to gluons, that allows it to be produced at the LHC via gluon fusion and leave a monojet signal in a detector via  $gg \rightarrow gs^* \rightarrow g\eta\eta$ . A similar model, but with a fermionic dark matter candidate and focusing on the mono-Higgs signature, has been considered in Ref. [30]. The  $c_{sg}$  coupling could be induced by the presence of extra particles in the new physics sector. For instance, in an ultraviolet-complete model featuring a vector-like color-triplet fermion  $\psi$  of mass  $M_\psi \gg m_s$  and a Yukawa coupling  $y_\psi \bar{\psi} \psi s$ ,  $c_{sg} = (4/3)(y_\psi f/M_\psi)$  would be generated by a triangle loop diagram. The Lagrangian in Eq. (6), only contains those interactions that are relevant for our analysis. The non-derivative coupling  $c_{s\eta}$  determines the strength of the MI interaction between  $s$  and  $\eta$ , while the derivative coupling  $c_{\partial s \eta}$  describes the leading MD interactions. The associated operator is moreover the unique independent dimension-five operator containing derivatives that couples  $s$  to  $\eta$ .

This simple setup is described by six parameters,

$$m_s, \quad m_\eta, \quad f, \quad c_{s\eta}, \quad c_{\partial s \eta} \quad \text{and} \quad c_{sg}. \quad (7)$$

Strictly speaking, there are only 5 independent parameters as one can fix, *e.g.*,  $c_{\partial s \eta} = 1$  and determine the strength of the MD interaction by varying  $f$  only. In models where  $s$ ,  $\eta$  and the Higgs are pNGBs associated with a spontaneous symmetry breaking at a scale  $f$ , one indeed expects  $c_{\partial s \eta}$  to be of order one. The value of the  $f$  parameter is however constrained by other sectors of the theory, and more precisely by precision Higgs and electroweak measurements that roughly impose  $f \gtrsim 500$  GeV (see, *e.g.*, Ref. [31] and references therein).

The model described by the Lagrangian of Eq. (6) is subject to constraints arising from several sources. In particular, collider searches for dijet resonances could play a role when the mediator is singly produced by gluon fusion and then decays back into a pair of jets ( $gg \rightarrow s^{(*)} \rightarrow gg$ ). Moreover, if  $\eta$  constitutes a viable dark matter candidate, it must yield a relic density in agreement with the dark matter abundance measurements and its properties must agree with bounds stemming from direct dark matter detection. Before investigating those constraints in details, we perform a quick study of the  $s$  mediator properties.

Ignoring additional potential couplings of the mediator  $s$  to other SM or new physics particles, the Lagrangian of Eq. (6) predicts that the partial decay widths associated with all the decay modes of the  $s$  particle are

$$\Gamma(s \rightarrow gg) = \frac{\alpha_s^2 c_{sg}^2 m_s^3}{128\pi^3 f^2}, \quad (8)$$



$$\Gamma(s \rightarrow \eta\eta) = \frac{f^2}{32\pi m_s} \left( c_{\partial s\eta} \frac{m_s^2}{f^2} + c_{s\eta} \right)^2 \sqrt{1 - \frac{4m_\eta^2}{m_s^2}} \theta(m_s^2 - 4m_\eta^2), \quad (9)$$

these results having been verified with the decay module of FEYNRULES [32, 33]. For the choices of couplings which we will adopt in our analysis, we find that the total width  $\Gamma_s$  is always relatively small, which implies that we can safely work within the narrow width approximation. Throughout the subsequent analysis we will consider four representative values of  $m_s$  that we fix to 50, 250, 500 and 750 GeV. These choices allow us to cover a wide range of mediator masses, whereas the last value is motivated by the tantalizing hints of an excess in the diphoton invariant mass distribution observed in LHC data at a center-of-mass energy of 13 TeV [34, 35].

Coming to the bounds on dijets, the  $s$ -resonance contribution to the dijet signal reads, in the narrow width approximation,

$$\sigma(pp \rightarrow s \rightarrow gg) = \int_0^1 dx_1 \int_0^1 dx_2 f_g(x_1, m_s) f_g(x_2, m_s) \frac{\alpha_s^2 c_{sg}^2 m_s^2}{1024\pi f^2} \delta(\hat{s} - m_s^2) \text{BR}(s \rightarrow gg), \quad (10)$$

where  $\hat{s}$  is the partonic center-of-mass energy and  $f_g(x, \mu)$  denotes the universal gluon density which depends on the longitudinal momentum fraction  $x$  of the gluon in the proton and is evaluated at a factorization scale  $\mu$ . For our choices of values of  $m_s$ , the most stringent dijet constraints originate from the Sp $\bar{p}$ S [36] and Tevatron [37] collider data that provides upper limits on the new physics cross section  $\sigma$  for mediator masses of 140 – 300 GeV and 200 – 1400 GeV, respectively. LHC Run I results further extend the covered mediator masses up to 4.5 TeV [38, 39]. Our analysis has shown that after fixing  $f = 1000$  GeV, a coefficient as large as  $c_{sg} \simeq 100$  (that corresponds to an effective  $sGG$  coupling of about  $10^{-3}$ ) is allowed, regardless of the other model parameters. This value will be used as an upper limit in the rest of this study.

For dark matter direct detection, the MD interaction can be neglected, as the dark matter – nucleus momentum transfer is tiny. The MI couplings in Eq. (6) give rise to an effective interaction between  $\eta$  particles and gluons which, after integrating out the mediator  $s$ , is given by

$$\mathcal{L}_{\eta g} = f_G \eta^2 G_{\mu\nu} G^{\mu\nu} \quad \text{with} \quad f_G = \frac{\alpha_s c_{sg} c_{s\eta}}{32\pi} \frac{1}{m_s^2}. \quad (11)$$

The spin-independent dark matter scattering cross section  $\sigma_{\text{SI}}$  can then be computed as [40, 41]

$$\sigma_{\text{SI}} = \frac{1}{\pi} \left( \frac{m_\eta m_p}{m_\eta + m_p} \right)^2 \left| \frac{8\pi}{9\alpha_s} \frac{m_p}{m_\eta} f_G f_{TG} \right|^2, \quad (12)$$

where the factor in brackets is the DM-nucleon reduced mass, and the squared matrix element depends on the gluon form factor  $f_{TG}$  that can be expressed as a function of the quark form factors  $f_{Tq}$  [42],

$$f_{TG} = 1 - \sum_{q=u,d,s} f_{Tq}, \quad (13)$$

for which we adopt the values  $f_{Tu} = 0.0153$ ,  $f_{Td} = 0.0191$  and  $f_{Ts} = 0.0447$  [43]. The value of  $f_{TG}$  can however be modified if one introduces additional  $s$ -couplings to the quarks. In our model, such interactions can arise at the non-renormalizable level only, and will be ignored in



the following. In our analysis presented below, we confront the above predictions to the latest limits extracted from LUX data [44].

For the computation of the  $\eta$  relic abundance, we have implemented our model in the MICROMEGAS package [45] via FEYNRULES. For the sake of completeness, we nonetheless present approximate expressions for the total thermally-averaged self-annihilation cross section of  $\eta$  pairs. Keeping only the leading ( $S$ -wave) component and ignoring special kinematic configurations like those originating from the presence of intermediate resonances, the annihilation of the  $\eta$  dark matter particle into gluon pairs is approximated by

$$\langle\sigma v\rangle_{gg} \simeq \frac{\alpha_s^2 c_{sg}^2 (c_{s\eta} f^2 + 4c_{\partial s\eta} m_s^2)^2}{256\pi^3 f^4 (m_s^2 - 4m_\eta^2)^2}. \quad (14)$$

When  $m_\eta > m_s$ , there is an additional  $2 \leftrightarrow 2$  annihilation channel,  $\eta\eta \leftrightarrow ss$  for which the leading (again  $S$ -wave) contribution to  $\langle\sigma v\rangle$  reads

$$\langle\sigma v\rangle_{ss} \simeq \frac{\sqrt{1 - \frac{m_s^2}{m_\eta^2}} (c_{\partial s\eta} m_s^2 + c_{s\eta} f^2)^4}{16\pi f^4 m_\eta^2 (m_s^2 - 2m_\eta^2)^2}. \quad (15)$$

The leading contributions to the relic density are different in the case that either the MI or MD couplings dominate. In the former the coupling appears in conjunction with  $f^2$ , while in the latter the coupling appears with  $m_s^2$ . We are interested in determining the regions of parameter space where the relic density does not exceed the measured value from Planck  $\Omega h^2|_{\text{exp}} = 0.1188 \pm 0.0010$  [46]. As a rule of thumb, the thermal freeze-out relic density of dark matter candidates that can be probed at the LHC tends to be below this measured value (see, *e.g.*, Ref. [47]), but this is not without exceptions [48].

### 3 Results

From the Lagrangian given by Eq. (6), the production of dark matter at the LHC is detectable via so called missing transverse energy ( $\cancel{E}_T$ ) signatures, where the invisible dark matter particle recoils against a Standard Model particle resulting in a non zero value of the vector sum of the transverse momenta of the reconstructed physics objects in the event. Typically, the greatest sensitivity arises from searches where the recoiling object is a QCD jet, giving rise to a monojet signature. The primary Standard Model backgrounds for this process consist of irreducible  $Z(\rightarrow \nu\nu) + \text{jets}$  events along with smaller contributions from  $W + \text{jets}$ , QCD multijet,  $t\bar{t}$ , single top and diboson processes.

The goal of our study is to estimate the capacity of the LHC searches to probe the structure of the dark matter couplings and in particular whether the momentum-(in)dependent nature of the couplings can be identified. To this end, we perform our analysis with only one of either the MI ( $c_{s\eta}$ ) or the MD ( $c_{\partial s\eta}$ ) coupling being non-zero at a time. The scale  $f$  is set to 1 TeV throughout the course of the subsequent discussion while for the coupling to the gluon field strength  $c_{sg}$  we adopt three distinct values,  $c_{sg} = 10, 50$  and 100, following the discussion on dijet constraints of Section 2.2.

#### 3.1 Analysis setup

In order to quantify the monojet limits arising from 8 TeV LHC data, we use a validated (re-cast) implementation of the ATLAS monojet search [17] (search for top squarks that decay

via the  $\tilde{t} \rightarrow c\tilde{\chi}_0^1$  mode in the case where the stop and the neutralino are compressed) that has been implemented in the MADANALYSIS 5 framework [49, 50]. Details of the validation, as well as the analysis code [51], are publicly available on the MADANALYSIS 5 Public Analysis Database [52] website,

<https://madanalysis.irmp.ucl.ac.be/wiki/PublicAnalysisDatabase>.

The ATLAS monojet search includes a baseline selection in which the leading jet transverse momentum has to satisfy  $p_T > 120$  GeV and the event fulfills  $\cancel{E}_T > 150$  GeV. It makes use of three signal regions in which the jet- $p_T$  and the missing transverse energy have to be above the (280, 220) GeV, (340, 340) GeV and (450, 450) GeV thresholds, respectively (the first number being associated with the jet and the second one with the missing energy selections).

To set up our analysis, the Lagrangian of Eq. (6) has been implemented into the FEYNRULES [33] package and imported to MADGRAPH5\_aMC@NLO [53] via the UFO [54] interface of FEYNRULES. We have generated events describing the process  $pp \rightarrow \eta\eta + j$  for a collision center-of-mass energy of 8 TeV. In our event-generation process, we include a generator-level selection of 80 GeV on the jet- $p_T$ . For a proper description of the QCD environment, we have matched the hard-scattering sample to parton showering and simulated the hadronization process via PYTHIA 6 [55]. A fast simulation of the detector response has next been achieved by using the MADANALYSIS 5-tuned [52] version of DELPHES 3 [56]. Jets are reconstructed using the anti- $k_T$  algorithm [57] with a cone size of 0.4 and a jet  $p_T$  threshold of 20 GeV, as implemented in FASTJET [58]. All parameters for the detector simulation are finally kept the same as in the publicly available implemented analysis. We have then computed the 95% confidence level (CL) upper limits on the monojet cross section (calculated with a generator-level selection on the jet transverse-momentum of  $p_T > 80$  GeV) using the dedicated MADANALYSIS 5 method. The latter is based on the CLs technique [59, 60] and determines, given the background rate, its uncertainty, the observed number of events and the signal selection acceptance for each signal region (SR), the upper limit on the cross section for the most sensitive of the SRs defined in the analysis. This has been performed for all mediator masses defined in Section 2.2 and for various dark matter mass combinations. These upper limits however only depend on the kinematics of the events, and not on the overall event rate, and are independent of the actual values of the MI and MD coefficients (under the assumption that just one of the two is non-vanishing at a time) so that they depend only on  $m_\eta$ . We have consequently fixed  $(c_{s\eta}, c_{\partial s\eta})$  to nominal values of (1,0) and (0,1) for the MI and MD cases respectively. This choice moreover allows for an easy rescaling of the monojet cross section when computing the rates for different values of these coefficients, which will in turn allow us to set limits on the MI and MD coefficients for a given mass combination.

In order to project the monojet search sensitivity for the expected luminosity of the 13 TeV LHC run, we have generated hard-scattering events describing the dominant background contribution related to  $Z(\rightarrow \nu\nu)$  plus jets with MADGRAPH5\_aMC@NLO, and merged matrix elements containing at least one and up to three additional jets. To this aim, parton showering has been performed with PYTHIA 8 [61] that has also taken care of the merging procedure following the CKKW-L prescription [62]. The merged event sample has then been normalized to the NLO  $Z + 1$  jet result, as returned by MADGRAPH5\_aMC@NLO. Signal generation has been performed in the same way as for the 8 TeV study, except for parton showering and hadronization for which we have made use of PYTHIA 8. Jets are then reconstructed using the anti- $k_T$  jet algorithm as implemented in FASTJET, with a  $p_T$  threshold of 20 GeV and a cone size of 0.4. The missing momentum is built as the vector sum of the transverse momenta of all

the non-interacting particles. Detector effects have finally been simulated by applying efficiency factors and smearing functions to the momenta of the physics objects, so that the performance of the ATLAS detector during the first run of the LHC are mimicked [63]. Our selection demands the events to feature at least one reconstructed central jet with a transverse momentum  $p_T > 250$  GeV and a pseudorapidity  $|\eta| < 2$  and not to contain any lepton. Additionally, no jet should point along the missing momentum four-vector. The signal regions have been defined by applying progressive thresholds for a  $\cancel{E}_T$  selection, using steps of 100 GeV between 400 GeV and 1.7 TeV. For each signal region  $i$ , the number of  $Z$ +jets events  $N_Z^i$  has been calculated and the total number of background events has been assumed to be  $1.5N_Z^i$  in order to account for the non-simulated background, as suggested by Ref. [18] where the total number of background events is estimated to be within  $(1.3 - 1.6) \times N_Z^i$ .

The relevant quantity for the sensitivity evaluation is the uncertainty on the background estimate, a quantity that depends on the techniques used by the experiments. In the absence of any available 13 TeV experimental monojet analysis, it can only be roughly approximated on the basis of published 8 TeV data. Concerning the  $Z(\rightarrow \nu\nu)$ +jets contribution, this is performed in Ref. [18] using a straightforward extrapolation from events where leptonic decays of vector bosons are identified. The evolution of  $\sigma(N_Z^i)$  with  $N_Z^i$  can be reasonably approximated by the formula

$$\sigma(N_Z^i)^2 = (k_1 \times \sqrt{N_Z^i})^2 + (k_2 \times N_Z^i)^2, \quad (16)$$

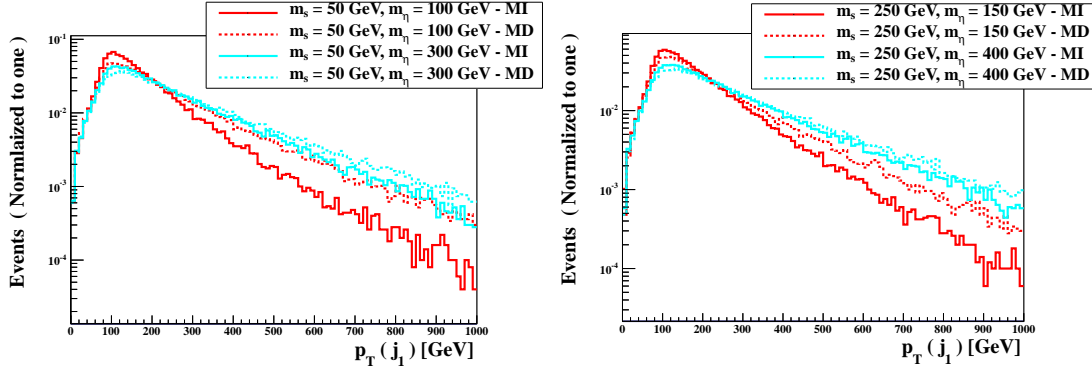
where the first term represents the statistical error on the control regions used for the background estimate, and where the second term is the systematic uncertainty of the extrapolation from the control regions to the signal regions. The latter varies, as shown in Ref. [18], between 3.5 and 5% and increases with the  $\cancel{E}_T$  selection threshold. For the present study the values  $k_1 = 1.8$  and  $k_2 = 0.05$  are adopted as a conservative choice which reasonably approximates the uncertainties given in Ref. [18], and the error is scaled up by a factor 1.2 to take into account contributions from the minor background components which have not been simulated.

The 95% CL upper limit on the signal cross-section for each signal region has been calculated on the basis of a Poisson modeling with Gaussian constraints, using the CLs prescription and the asymptotic calculator implemented in the ROOFIT package [64]. The assumed integrated luminosity is taken to be  $300 \text{ fb}^{-1}$ , and for each signal sample, the analysis efficiency in each signal region and the lowest upper limit on the production cross-section for  $pp \rightarrow \eta\eta + j$ , with  $p_T^{\text{jet}} > 80$  GeV are calculated.

### 3.2 MD/MI operators and cross section upper limits

As a first illustration of the differences between the MI and MD scenarios, in Figure 1 we show the jet  $p_T$  distributions for LHC proton-proton collisions at 13 TeV (as returned by MADANALYSIS 5 [49]) for the representative mass combinations  $(m_s, m_\eta) = (50, 100/300)$  GeV (left panel) and  $(m_s, m_\eta) = (250, 150/400)$  GeV (right panel). In order to perform a meaningful comparison, the two distributions have been normalized to one, and 100000 events have been generated in both cases. We have found that the MD operator induces a harder spectrum, which is expected to lead to a larger fraction of selected events compared to the MI case. We moreover observe that the difference between the MD and MI operators depends on the mass of the dark matter particle. For a fixed mediator mass, heavier dark matter leads to smaller differences between the jet  $p_T$  distribution originating from non-vanishing MI and MD operators.

We thus expect that for a given cross section and for low dark matter masses, MD op-



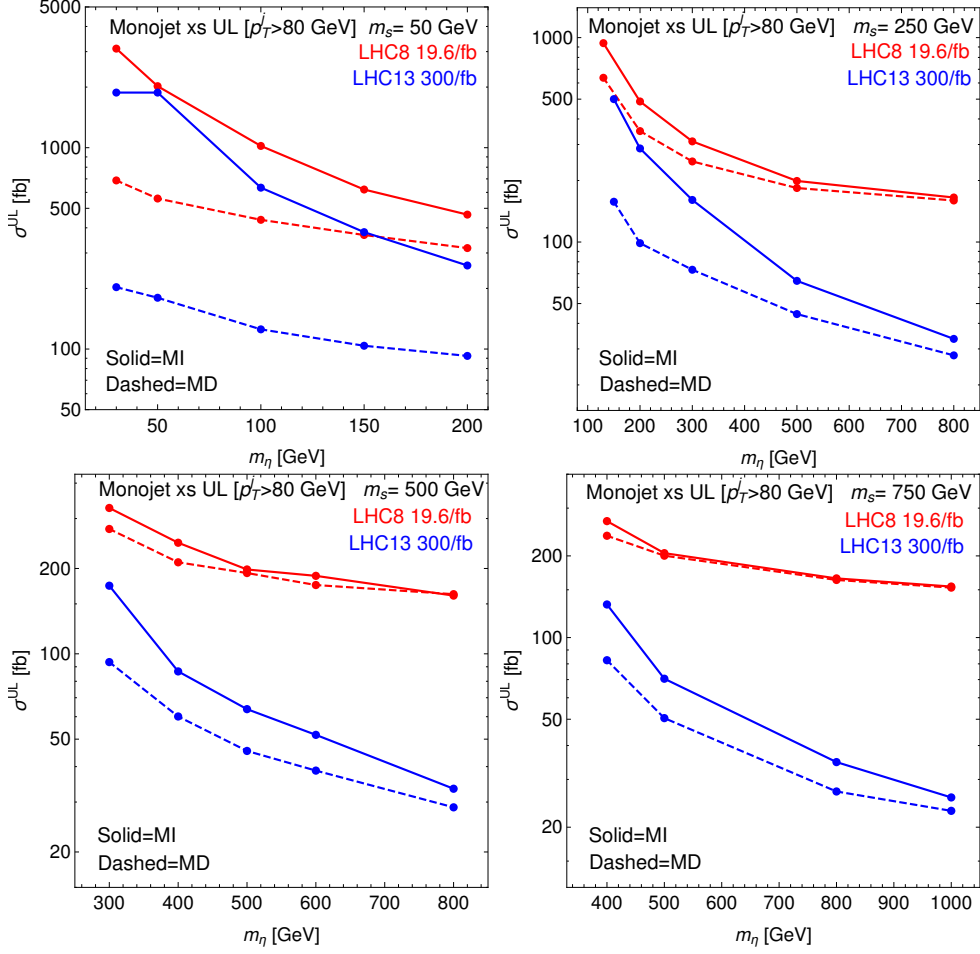
**Figure 1:** Normalized hadron-level  $p_T$  distributions for the leading jet in the case of a mediator matter mass of 50 GeV on the left panel, and of 250 GeV on the right panel. We adopt a dark matter mass of  $m_\eta = 100, 300$  GeV for a mediator mass of 50 GeV and  $m_\eta = 100, 400$  GeV for a mediator mass of 250 GeV. The red (cyan) solid lines indicate momentum-independent interactions while the red (cyan) dashed lines represent momentum-dependent interactions.

erators will be more efficiently constrained by the LHC searches than their MI counterparts. Keeping constant  $c_{gs} = 100$  and  $f = 1$  TeV, we choose the couplings to be  $c_{\partial s\eta} = 2.5$  for the MD case and  $c_{s\eta} = 0.5$  for the MI case, which both yield a cross section of 2.9 pb once a generator-level selection on the leading jet  $p_T$  of 80 GeV is enforced. After imposing that the transverse-momentum of the leading jet satisfies  $p_T > 300$  GeV, one retains 131300 and 196533 events in the MI and MD cases, respectively, for a luminosity of  $300 \text{ fb}^{-1}$ . The MD case is thus expected to yield a better sensitivity by about 50 %.

As explained in Section 3.1, the upper limits on the cross section only depend only on  $m_\eta$ . In Figure 2, we show the cross section upper limits for  $pp \rightarrow \eta\eta j$  with a generator selection of  $p_T > 80$  GeV on the leading jet. The 8-TeV constraints are depicted by red lines for the MI (solid) and MD (dashed) cases. As anticipated, we see that the excluded cross sections are consistently smaller in the MD scenario than in the MI one, *i.e.*, the former case is more efficiently constrained than the latter one. We moreover observe that the exclusion bounds become stronger with increasing  $m_\eta$ . This can be understood by the fact that as long as enough phase space is available, larger  $\eta$  masses imply a larger amount of missing energy which, in turn, renders the monojet bounds stronger. For  $m_\eta > 200$  GeV, the upper limits become largely insensitive of the  $\eta$  mass.

We have moreover found that the differences between the MI and MD cases become maximal for small values of  $m_\eta$ . This behavior is in accordance with the jet  $p_T$ -distribution illustrated in Figure 1 and can be understood from the fact that as  $m_\eta$  increases, the  $\eta$  particles become less and less boosted while at the same time, the amount of  $\cancel{E}_T$  increases for both the MI and MD cases. Eventually, for dark matter masses of about 1 TeV, the limits obtained on the strengths of the MI and MD interactions become identical. The LHC however loses sensitivity for such heavy dark matter scenarios.

As already noted in Ref. [65], in the case where  $m_s < 2m_\eta$  and for a given value of  $m_\eta$ , the cross section upper limits appear to be roughly independent of the mediator mass. In order to further quantify this behavior, we report in Table 1 the acceptance ( $\mathcal{A}$ )  $\times$  efficiency ( $\epsilon$ ) obtained in the case of the three different regions of the analysis, for 8 TeV collisions and for



**Figure 2:** 95% CL upper limits (UL) on the monojet production cross section after including a generator-level selection of  $p_T > 80$  GeV on the leading jet for proton-proton collisions at a center-of-mass energy of 8 TeV (recasting, red lines) and 13 TeV (projections, blue lines) for  $m_s = 50$  GeV (top left), 250 GeV (top right), 500 GeV (bottom left) and 750 GeV (bottom right) as a function of  $m_\eta$ . The solid lines correspond to the momentum-independent case, whereas the dashed lines correspond to the momentum-dependent case.

a dark matter mass of 200 GeV. In our results, we adopt two mediator mass choices of 50 and 250 GeV. This illustrates that the  $\mathcal{A} \times \epsilon$  in all three signal regions is very much independent of  $m_s$  and the corresponding upper limits are thus unaffected by the mediator mass.

Moving on with 13 TeV projections, we also present in Figure 2 upper limits on the the signal production cross-section that result from the procedure previously described. Blue solid and blue dashed lines represent the MI and MD cases respectively. Similarly to the 8 TeV case, the acceptance related to momentum-dependent dark matter couplings for high values of the missing energy selection threshold is better than in the momentum-independent case, and the distinction between the MI and MD operators can be performed to a much larger extent than at 8 TeV. Furthermore, the degeneracy of the limits at high values of the dark matter mass appears at much higher values.

$m_\eta$	$m_s$	$\mathcal{A} \times \epsilon$ (SR1)		$\mathcal{A} \times \epsilon$ (SR2)		$\mathcal{A} \times \epsilon$ (SR3)		$\sigma_{UL}^{95\%CL}$ [pb]	
		MD	MI	MD	MI	MD	MI	MD	MI
200	50	0.123	0.101	0.073	0.056	0.033	0.023	0.317	0.465
200	250	0.124	0.104	0.069	0.054	0.031	0.022	0.349	0.487

**Table 1:** Acceptance ( $\mathcal{A}$ )  $\times$  efficiency ( $\epsilon$ ) of the three signal regions of the 8 TeV monojet analysis, for a dark matter mass of 200 GeV and for two different mediator masses in the case of MI and MD operators. The jet- $p_T$  and  $\cancel{E}_T$  requirements defining these regions are (280,220) GeV, (340,340) GeV and (450,450) GeV respectively.

### 3.3 Combination of relic density, Direct detection and LHC constraints

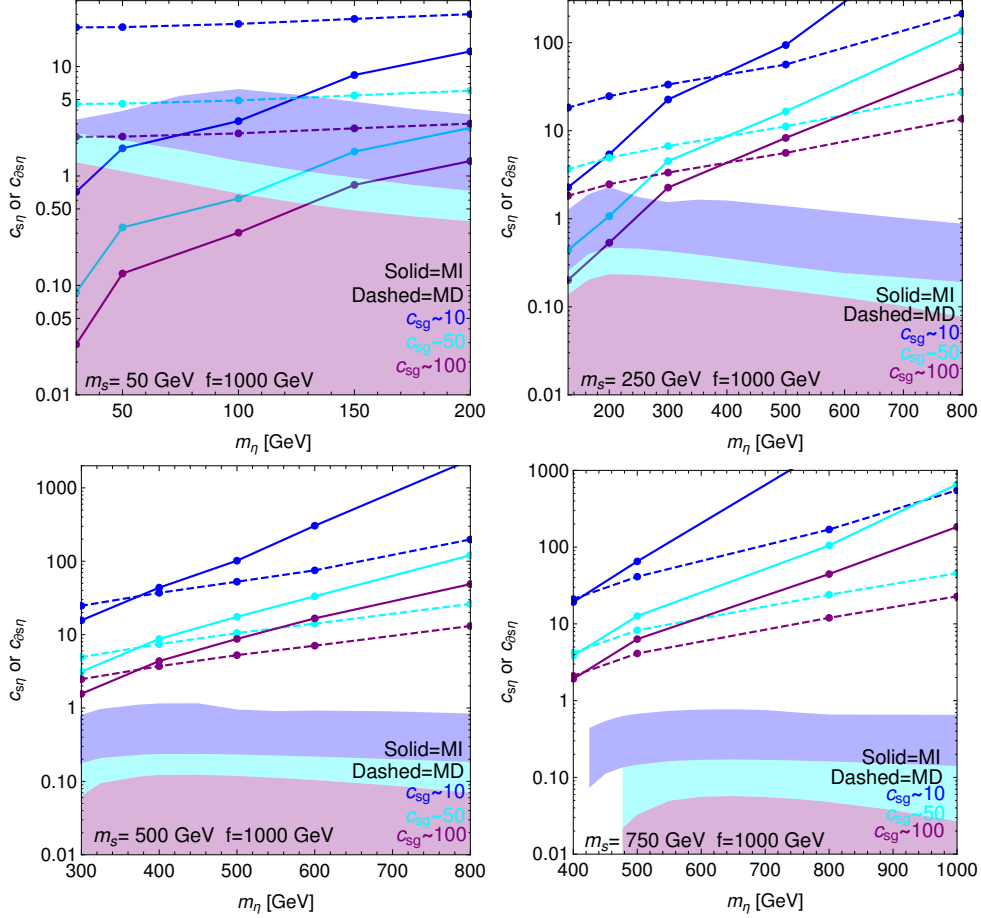
Finally, we turn to the actual parameter space of our model and study the interplay of the LHC monojet bounds presented in the previous section with the dark matter constraints discussed in Sec. 2.2. As a preliminary remark, our numerical analysis has shown that in the MI scenario, the LUX bound already excludes the region of parameter space that is probed by the 8 TeV LHC monojet searches. Concretely, for a dark matter mass of 50 GeV, close to where the LUX sensitivity peaks, we find that assuming the minimal value  $c_{sg} = 10$  the maximal allowed values of the coupling  $c_{s\eta}$  are of the order of  $1.2 \times 10^{-3}$ , 0.03, 0.13 and 0.28 for  $m_s = 50, 250, 500$  and 750 GeV respectively. Going to a slightly higher mass  $m_\eta = 200$  GeV, which is still expected to be within the LHC reach, these numbers translate to 0.008, 0.2, 0.5 and 0.9. We will, therefore, not discuss the dark matter phenomenology of the momentum independent scenario any further.

In Figure 3, we superimpose the 8 TeV LHC monojet constraints on the MI and MD couplings  $c_{s\eta}$  and  $c_{\partial s\eta}$  for a fixed value of the scale  $f = 1000$  GeV, and the predicted relic abundance for the MD scenario according to standard thermal freeze-out. While deriving the constraints, we have factored out the dependence on  $f$ . The limits on the coupling  $c_{s\eta}$  are however stronger for larger values of  $f$ , while those on  $c_{\partial s\eta}$  are correspondingly weaker. The cross-over between the MI and MD coupling limits is hence an artefact of the choice of  $f$ .

In the shaded regions  $\eta\eta$  annihilation is not efficient enough and the Universe is over-closed, whereas along the borders of these regions the relic density limit is exactly reproduced. The shape of these borders is well described by Eqs. (14) and (15). We observe that as long as no resonance configuration or threshold is attained, the  $c_{\partial s\eta}$  values required in order to satisfy the dark matter abundance bounds vary relatively mildly with the dark matter and mediator mass. The small features apparent especially in the  $m_s = 250$  and 500 GeV scenarios are due to the opening of the additional annihilation channel into  $s$  pairs, although we find that for our choices of parameters the relic density is mostly driven by annihilation into gluons (the maximal contributions from the  $\eta\eta \rightarrow ss$  channel being of the order of 15%). Then, since for  $c_{s\eta} = 0$  the cross section  $\langle\sigma v\rangle_{gg}$  scales as  $(c_{\partial s\eta} \times c_{sg})^2$ , smaller values of  $c_{sg}$  imply almost proportionally larger values of  $c_{\partial s\eta}$  so that the Planck bound is saturated.

We observe that existing monojet searches are not yet efficient enough to probe the regions where both the upper and the lower relic density limits are satisfied. On the other hand, a significant fraction of the parameter space where only a part of the dark matter in the Universe can be accounted for is excluded. While the LHC searches probe large coupling values, the requirement of not overclosing the universe excludes the opposite regime. In this sense, there is an interesting complementarity between LHC and Planck observations.





**Figure 3:** Constraints on the couplings  $c_i$  defined in Eq. (6) from monojet searches (solid and dashed lines for the MI and MD cases respectively) for  $m_s = 50$  (top left), 250 (top right), 500 (bottom left) and 750 GeV (bottom right) as a function of  $m_\eta$ , in each case for three distinct values of  $g_s$ . The shaded regions correspond to MD coupling values for which the universe is overclosed.

## 4 Conclusions

In this work we studied a scenario in which the interactions of dark matter with the SM are mediated by non-renormalizable derivative operators. We considered a minimal model, in which a pair of dark matter particles are produced via gluon-fusion, via a SM-singlet scalar mediator. We computed the 8 TeV LHC upper limits on the monojet production cross section in presence of a MD interaction, and compared them to the conventional scenario of MI interactions. We highlighted the different behaviour of the signal in the two cases, and we estimated the projected monojet limit at the 13 TeV LHC run. Moreover, dijet bounds from past and present hadron colliders have been carefully taken into account. We furthermore investigated the interplay of the LHC exclusion bounds with the requirement that  $\eta$  constitutes (part of) the dark matter of the Universe, and computed the bounds that were stemming from dark matter direct detection.

We observed that, for a given mass of the dark matter particle, MD scenarios can be probed more efficiently at the LHC, as the latter is sensitive to smaller cross sections with respect to the MI case due to the different jet  $p_T$  distribution. We showed that, in MD scenarios, the LHC did not probe yet the regions of parameter space where the dark matter relic density is exactly reproduced, whereas in MI scenarios the regions with a sizable monojet signal are in

severe conflict with dark matter direct detection constraints.

The minimal scenarios that we have investigated could be extended to cases where the dark matter particles have additional couplings to the Standard Model. For example, along with the coupling to gluons, the mediator may couple to the electroweak field strength tensors and thus decay into  $W$ ,  $Z$  or  $\gamma$  pairs. As long as the mediator width remains small, our upper limits on the monojet production cross section are robust with respect to additional couplings. On the other hand, monojet constraints on the size of the (effective)  $\eta\eta gg$  coupling become weaker as soon as the mediator is allowed to decay via additional channels. A similar remark applies to the interplay between the monojet limit and the dark matter relic abundance constraint, since smaller couplings to gluons are required in order to saturate the observed relic density as soon as additional  $\eta\eta$  annihilation channels are turned on. Additional couplings also imply the existence of additional dark matter search channels, such as mono- $Z$  and mono- $W$ , as well as additional possibilities to probe the mediator of the DM-SM interactions, *e.g.*, through dilepton, diphoton and four-lepton searches.

Perhaps the most interesting question is whether the LHC can actually *distinguish* the MI or MD nature of the dark matter couplings. In this manuscript we supplied some preliminary analyses to address this issue, that we intend to investigate in detail in a forthcoming work.

## ACKNOWLEDGEMENTS

AG and SK are supported by the New Frontiers program of the Austrian Academy of Sciences. The work of DS is supported by the French ANR, project DMAstroLHC, ANR-12-BS05-0006, and by the Investissements d'avenir, Labex ENIGMASS. MF is partially supported by the OCEVU Labex (ANR-11-LABX-0060) and the A\*MIDEX project (ANR-11-IDEX-0001-02), and by the European Union FP7 ITN INVISIBLES (Marie Curie Actions, PITN-GA-2011-289442). BF has been supported by the Théorie LHC France initiative of the CNRS. We would like to thank the Organizers of the 2015 "Les Houches - Physics at TeV colliders" workshop, where this work was initiated.



## Contribution 3

### Search for sgluons at the LHC

*S. Henrot-Versillé, T. Spieker and D. Zerwas*

#### **Abstract**

Extensions of the Standard model predict a massive scalar color-octet electroweak-singlet particle (scalar gluon or sgluon). In proton-proton collisions sgluons are predicted to be primarily produced in pairs and give rise to 4-jet final states.

This work analyses the discovery potential of sgluons in such final states for the 13 TeV run. The Monte Carlo based analysis is cross checked by reproducing the previous analysis from the ATLAS collaboration at 7 TeV. Assuming an integrated luminosity of  $10 \text{ fb}^{-1}$ , the expected upper limit for sgluon masses is of the order of 550 GeV, which is an improvement of the previous exclusion limits by almost a factor of 2.

With the increase in center of mass energy of the Large Hadron Collider (LHC) to 13 TeV, the detection potential for new physics has been extended. This is motivated by extensions to the Standard Model (SM) like the Minimal Supersymmetric Standard Model (MSSM), which attempt to solve some of the open questions the Standard Model does not address. Like most new physics scenarios, the MSSM also predicts new particles which need to be added to the Standard Model particle content.

In certain theories, a scalar color-octet electroweak-singlet particle (called sgluon) is introduced which couples to the Standard Model and SUSY particles carrying a color charge. Its decay into gluon- and quark-pairs may be observable at the LHC as sgluon-pair production in a 4 gluon-jet (quark-jet) final state. Such final states have been investigated by [66] and were further analysed in [67]. ATLAS has set an exclusion limit of sgluons in the mass range of  $100 < m_G < 287 \text{ GeV}$  [68, 69]. The CMS collaboration analysed 4 jet final states, setting limits in squark and coloron production [70]. Furthermore the CDF collaborations extended the mass limits down to 50 GeV [71]. So far, all measurements are consistent with the Standard Model. An explicit realization of the R-symmetric MSSM is analysed in [72–74], which introduces sgluons and allows to calculate the production cross sections as functions of the sgluon mass and the center of mass energy. In this study, signal samples between 100 GeV and 1 000 GeV corresponding to sgluon-pair production cross sections between  $10^4 \text{ pb}$  and  $10^{-3} \text{ pb}$  are generated. The signal properties and the dependence of the signal signature on the center of mass energy are investigated. The sgluons are produced centrally decaying into jets. For the background, only hard QCD events are considered, as all other sources of background are found to be negligible.

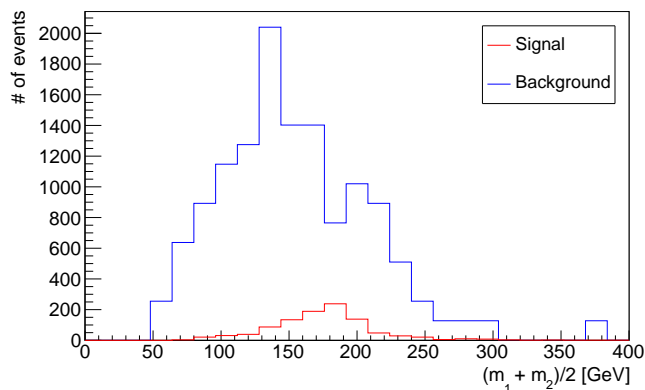
The background at 7 TeV is studied in the chosen signal region to calculate excluded cross sections as a function of the sgluon mass. Predictions obtained from a QCD MC sample at 7 TeV corresponding to  $4.6 \text{ fb}^{-1}$  are compared to the ATLAS analysis results to give confidence

in the extrapolation of this analysis to 13 TeV. The cross section limits obtained for 13 TeV and  $10 \text{ fb}^{-1}$  are then translated into a prediction for the new mass limit.

Signal and background events are generated using the event generator Pythia 8, tuned according to a publicly available 7 TeV ATLAS tune [75]. The generator was first validated by comparing to Pythia 6, which was used in the ATLAS analysis. Both generators provide physically reasonable distributions of the main observables and are compatible with each other. QCD background samples for 7 TeV and 13 TeV were generated corresponding to  $8.44 \text{ pb}^{-1}$  and  $13.7 \text{ pb}^{-1}$  respectively. Here a filter on generator level was introduced, requiring a minimal 4th-largest-jet- $p_T$  of 60 GeV for the 7 TeV sample as well as a minimum of 100 GeV for the 13 TeV sample. Furthermore the QCD background was generated with a minimal particle  $p_T$  of 50 GeV and 80 GeV for 7 and 13 TeV respectively. Both measures are used to reduce the amount of disk space needed and were checked for biases, where none were found. The different cuts are due to the trigger configurations. At 7 TeV a  $p_T > 45 \text{ GeV}$  was required on the 4th-largest- $p_T$ -jet, while this value is increased to 100 GeV for 13 TeV. The 7 TeV and 13 TeV QCD background samples are rescaled by factors of 545 and 729 respectively to correspond to the desired integrated luminosities. Furthermore, the QCD background samples are normalized to the publicly available ATLAS data in the signal region [69]. For the 7 TeV QCD MC sample a correction factor  $C = 1/1.1$  was found, which was also applied to the 13 TeV background. The fast detector simulator Delphes [56] is used for detector uncertainties and jet reconstruction. For jet reconstruction, Delphes provides an interface for the FastJet library [58]. The anti- $k_T$  algorithm with a cone radius of  $R = 0.4$  is used [57] as in the ATLAS analyses.

The sgluon candidates are selected by using a jet pairing algorithm. This uses the opening angle  $\Delta R = \sqrt{(\Delta\phi)^2 + (\Delta\eta)^2}$ , between the gluon jets, which are taken to be the 4 largest- $p_T$ -jets. For the correct gluon pair, this opening angle tends towards 1 after a boost on the sgluons is ensured through a  $p_T$  cut on the 4th-largest- $p_T$ -jet. Hence the sgluon candidates are found by minimizing the function  $|\Delta R_{pair1} - 1| + |\Delta R_{pair2} - 1|$ . In the signal region 72% of sgluons are reconstructed correctly.

The event selection exploits the resonant, central production of the massive sgluons. For the 4 jet final state, a minimum of 4 reconstructed jets is required, followed by a mass dependent cut on the jet transverse momenta. The  $p_T$  of the 4th-largest- $p_T$ -jet is required to be larger than 0.3 times the nominal sgluon mass plus 30 GeV, with a minimum of 80 GeV ( $p_T(\text{4th jet}) > \max(0.3 \times m_G + 30, 80)$ ). This ensures a boosted sgluon whose decay products are collimated. Additionally, the absolute value in pseudorapidity of all 4 jets needs to be smaller than 1.4 in order to exploit the central production ( $|\eta| < 1.4$ ). The opening angle  $\Delta R$  between a matched pair of gluon jets is required to be smaller than 1.6 to reject badly reconstructed events. The invariant mass of correctly reconstructed sgluons should be almost identical, so that a relative invariant sgluon mass difference  $|m_1 - m_2|/(m_1 + m_2) < 0.15$  is required. Finally the centrality of the signal is exploited again by requiring the cosine of the scattering angle  $\theta^*$  to be smaller than 0.5. Here  $\theta^*$  is defined as the angle between the direction of the sgluon in the center of mass frame of the 4 highest  $p_T$  jets and the boost direction between the center of mass frame and the rest frame of the 4 highest  $p_T$  jets. The signal efficiency for a 200 GeV sgluon at 7 TeV is found to be 0.63, which is in good agreement with the ATLAS results. The background in this region is suppressed with respect to the signal by roughly a factor of 4500. The average mass distribution  $(m_1 + m_2)/2$  (which is the final observable considered) for signal and background for a sgluon with mass 200 GeV is displayed in Figure 1. The signal in the average mass distribution is sharply peaked, while the width is dominated completely by the detector resolution.



**Figure 1:** Signal and Background for a  $m_G = 200$  GeV sgluon at a center of mass energy of 7 TeV. The background was normalized to match the signal integrated luminosity of  $\sim 1 \text{ fb}^{-1}$ .

For a higher sensitivity, only a mass window around the mean value of the reconstructed sgluon signal ( $m_G \pm \text{RMS}$ ), which includes the entire core of the signal, is considered.

To obtain the correct background normalization and background shape in the signal region, the ABCD method is used. Here 4 orthogonal regions are defined, using the last two cuts of the signal region (see Table 1). Region A remains the signal region, while regions B, C and D are background dominated. The  $|\cos \theta^*|$  cut is geometrical, wherefore the background shape in

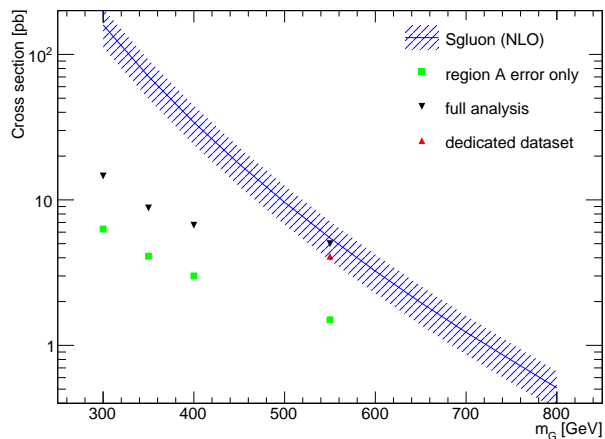
Region	$ \cos \theta^* $	$ m_1 - m_2 /(m_1 + m_2)$
A	$< 0.5$	$< 0.15$
B	$> 0.5$	$< 0.15$
C	$< 0.5$	$> 0.15$
D	$> 0.5$	$> 0.15$

**Table 1:** Definition of the 4 orthogonal regions needed for the background estimation. Region A is the signal region [69].

region B is the same as in region A (Kolmogorov-Smirnov test gives a value of 0.75). Furthermore the two variables are uncorrelated (shown by their correlation factor of -5.3%). Therefore the number of background events in region A can be obtained via the ratio  $N'_A = N_B \frac{N_C}{N_D}$ . A closure test was performed, predicting the correct number of events within 1 standard deviation.

The measured signal region will have a statistical error  $\delta N_A$ , while the background prediction using the ABCD method will have an error of  $\delta N'_A$  obtained from propagating the Poissonian errors of regions B, C and D. The cross section limit is the minimal sgluon production cross section necessary in order to be discernable from background at a given confidence level. The confidence level of 95% is calculated as in [67] by using the background in the signal region (imitating a background only measurement) and its ABCD-prediction together with their errors, as well as the signal selection efficiency. As a simplification the total error is obtained by propagating the Poissonian errors of the latter using Gaussian error propagation and adding it to the error on the background estimate. The one sided Gaussian point of 95% area on this combined error is then defined as the excluded cross section as in [67]. This method was first validated at 7 TeV, where the cross section limits were found to be slightly too optimistic, but

only a factor of 1.5 smaller than the ATLAS results. Together with the NLO production cross



**Figure 2:** Excluded cross sections using 1) summation in quadrature of the error on region A and the ABCD method; 2) the full analysis as in 1) with the new dedicated dataset for a 550 GeV sgluon mass. The Sgluon production cross sections are displayed at NLO [76, 77].

sections calculated in [76, 77] the new prediction on the excluded sgluon mass limit is found. The intersection of the excluded cross sections with the production cross section minus one standard deviation is at  $\sim 550$  GeV (see Figure 2).

In summary, extrapolation of the previous ATLAS sgluon analysis to 13 TeV is possible. Assuming  $10 \text{ fb}^{-1}$  of 13 TeV data, a full analysis will set new sgluon mass limits, improving the current limits roughly by a factor of two.

## Contribution 4

# LHC sensitivity to associated production of dark matter and $t\bar{t}$ pairs

*P. Pani and G. Polesello*

### Abstract

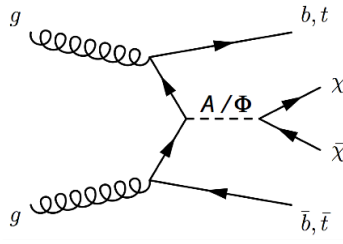
The sensitivity of the LHC to the associated production of dark matter and  $t\bar{t}$  pairs is studied in the framework of simplified models with scalar or pseudoscalar mediator. An analysis strategy is developed for final states with two leptons, and projected constraints are assessed on the parameter space of the model for the LHC experimental conditions corresponding to  $300 \text{ fb}^{-1}$  of integrated luminosity at the LHC.

## 1 Introduction

Astrophysical observations have provided compelling proof for the existence of a non-baryonic dark component of the universe: Dark Matter (DM). The DM abundance has been precisely measured [78, 79] and corresponds to 27% of the total universe content. The nature of DM is not known, but from the theoretical point of view the most studied candidate is represented by a WIMP: a neutral particle with weak-scale mass and weak interactions, whose thermal relic density may naturally fit the observed DM abundance. A wide range of experimental searches are focused on searching for such a WIMP candidate at the LHC, using mainly three different approaches to model DM signals:

- UV-complete models,
- effective field theories (EFT),
- Simplified models.

In this paper, we focus on the third approach, which has the advantage of introducing only minimal additional parameters for the model with respect to the SM, while not suffering of the limited applicability of the EFT. The particular simplified model that is the focus of this study is a spin-0 scalar or pseudoscalar mediator to the dark sector, which allows s-channel production of dark matter from Standard Model partons at the LHC. The model was introduced and discussed already in Ref. [65, 80, 81]. In order to fulfill precision constraints from flavor measurements, this model assumes Yukawa-like couplings between the dark sector mediator and the SM fermions. The final state of interest, depicted in Figure 1 is characterised by a top pair and missing transverse momentum originating from the mediator decay into a pair of DM particles. The final state signature depends on the decays assumed for the  $W$  from top. In the present study the signature with two leptons ( $e, \mu$ ), possibly of different flavors, in the final state is considered.



**Figure 1:** Representative Feynman diagram for Dark Matter associated production with top pairs via a spin-0 mediator to the dark sector.

## 2 Signal and background simulation

### 2.1 Signal

Following the notation of [80], the model has 5 parameters:  $m_\phi$ , the mass of the mediator,  $m_\chi$ , the mass of the dark matter particle,  $g_\chi$ , the dark matter- mediator coupling,  $g_v$ , the universal SM-mediator coupling and  $\Gamma_\phi$ , the mediator width. If no additional particles are present,  $\Gamma_\phi$  can be calculated from the other parameters. For the present study, samples were generated for different values of  $m_\phi$ , varying from 10 GeV to 500 GeV. The generation was performed for  $g_v = g_\chi = 1$  and  $m_\chi = 1$  GeV. It was shown in previous studies [65] that the acceptance of experimental cuts is insensitive to  $\Gamma_\phi$ , therefore a sample with a single values of the couplings can be used. The signal samples were generated with MADGRAPH5 [53] and showered with PYTHIA8 [82] according to the generator settings suggested in [65].

### 2.2 Background

For the two-lepton analysis all the Standard Model backgrounds involving at least two leptons coming from the decay of vector bosons are generated. Backgrounds either with fake electrons from jet misidentification or with real non-isolated leptons from the decay of heavy flavours are not considered in the analysis, as a reliable estimate of these would require a simulation of detector effects beyond the scope of this work. It has been shown by ATLAS with analyses based on kinematic variables similar to the ones used in this study [83] that in the relevant signal region the background from non-prompt leptons is negligible. The backgrounds considered are  $t\bar{t}$ ,  $Wt$ ,  $WW$ ,  $WZ$ ,  $ZZ$ , all produced with POWHEG BOX [84] and showered with PYTHIA8;  $Z + \text{jets}$ , produced with a multiplicity of up to four jets with MADGRAPH5 and showered with PYTHIA8;  $t\bar{t}W$  and  $t\bar{t}Z$  produced with a multiplicity of up to two jets with MADGRAPH5 and showered with PYTHIA8. The cross-sections are normalised to the calculation of the highest perturbative order available in literature.

### 2.3 Detector smearing

From the stable particles produced from the generators the following physics objects are built: electrons, muons, photons jets and  $E_T^{\text{miss}}$ . Jets are built from the true momenta of particles interacting in the calorimeters except muons, with an anti- $k_T$  algorithm with a parameter  $R = 0.4$ , as implemented in FASTJET [57]. The variable  $\vec{p}_T^{\text{miss}}$ , with magnitude  $E_T^{\text{miss}}$ , is built as the vector sum of the transverse momenta of all the non-interacting particles, i.e. neutrinos and dark matter particles. The effect of the detector on the kinematic quantities of interest is simulated by

applying a gaussian smearing to the momenta of the different reconstructed objects, and reconstruction efficiency factors. The parametrisation of the smearing and reconstruction efficiency as a function of momentum and pseudorapidity of the objects is tuned to mimic the performance reported by ATLAS for Run 1 at the LHC [63].

### 3 Analysis strategy

For the two-lepton analysis, the considered final state includes two leptons and significant hadronic activity from the decay of top, plus  $E_T^{\text{miss}}$  from the neutrinos from  $W$  decay, from dark matter production and from mismeasurement of the hadronic part of the event.

The main discriminant variable against all of the backgrounds where the two leptons are produced in the decay of two  $W$  bosons is the  $m_{T2}$  variable [85, 86] calculated using the two leptons and  $\vec{p}_T^{\text{miss}}$ , defined as:

$$m_{T2}^2(\vec{p}_T^\alpha, \vec{p}_T^\beta, \vec{p}_T^{\text{miss}}) = \min_{\vec{q}_T^1 + \vec{q}_T^2 = \vec{p}_T^{\text{miss}}} \max(m_T^2(\vec{p}_T^\alpha, \vec{q}_T^1), m_T^2(\vec{p}_T^\beta, \vec{q}_T^2)) \quad (1)$$

Here,  $m_T$  indicates the transverse mass,  $\vec{p}_T^\alpha$  and  $\vec{p}_T^\beta$  are the momenta of the two leptons, and  $\vec{q}_T^1$  and  $\vec{q}_T^2$  are vectors which satisfy  $\vec{q}_T^1 + \vec{q}_T^2 = \vec{p}_T^{\text{miss}}$ . The minimum is taken over all the possible choices of  $\vec{q}_T^1$  and  $\vec{q}_T^2$ . This variable has an upper limit at the  $W$  mass for  $W$ -induced backgrounds, whereas for the signal the presence of additional  $E_T^{\text{miss}}$  from DM production generates tails in the  $m_{T2}$  distribution. Other backgrounds, in particular the ones including the leptonic decay of the  $Z$  bosons have rapidly falling  $m_{T2}$  and  $E_T^{\text{miss}}$  distributions. In addition backgrounds from  $Z$ +jets and diboson production have much lower hadronic activity than the signal which includes the  $b$ -jets from the top decay, and can be thus significantly reduced by requiring a moderate amount of hadronic activity. An alternative approach for these backgrounds would be the requirement of at least one  $b$ -tagged jet. The basic signal selections require:

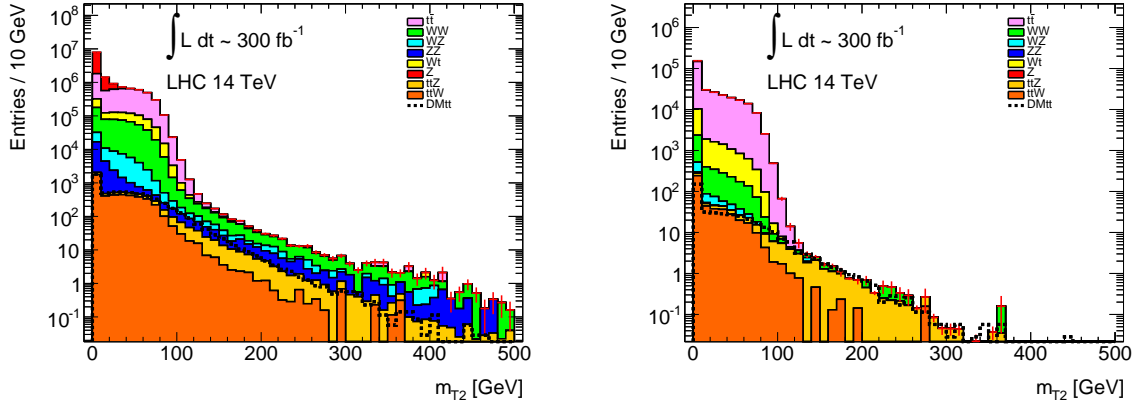
- Two opposite-sign (OS) isolated leptons,  $p_T(\ell_1) > 25$  GeV and  $p_T(\ell_2) > 10$  GeV  $|\eta_\ell| < 2.5$ ,
- $m(\ell\ell) > 20$  GeV, if same-flavour  $m(\ell\ell) < 71$  GeV or  $m(\ell\ell) > 111$  GeV to veto  $Z$  bosons.
- For the same-flavour background additional requirements are applied in [83] to suppress the residual  $Z$  backgrounds. These are  $\Delta\phi_{\text{min}} > 1$ , where  $\Delta\phi_{\text{min}}$  is the minimal azimuthal angle between a reconstructed jet and  $E_T^{\text{miss}}$ , and  $\Delta\phi_{us} < 1.5$ , where  $\Delta\phi_{us}$  is the azimuthal angle between  $\vec{p}_T^{\text{miss}}$  and  $\vec{p}_T^{us} \equiv -(\vec{p}_T^{\ell_1} + \vec{p}_T^{\ell_2} + \vec{p}_T^{\text{miss}})$ .

The distribution of the  $m_{T2}$  variable for the backgrounds and a benchmark signal is shown in Figure 2 left for an integrated luminosity of  $300 \text{ fb}^{-1}$ . The selection of events with  $m_{T2}$  between 100 and 150 GeV is required to reduce the backgrounds at a manageable level. The dominant backgrounds at high  $m_{T2}$  are from diboson production. To reduce these backgrounds the following requirement is applied:

- at least one jet with  $p_T > 60$  GeV; at least two jets with  $p_T > 40$  GeV.

For further optimisation two variables have been found useful:  $\Delta\phi_{us}$  defined above, and  $\cos\theta_{\ell\ell}$ , introduced in [87] as  $\cos\theta_{\ell\ell} = \tanh(\delta\eta_{\ell\ell}/2)$ . The usage of both variables allows for a further reduction of the remaining  $t\bar{t}$  background, and the requirements:



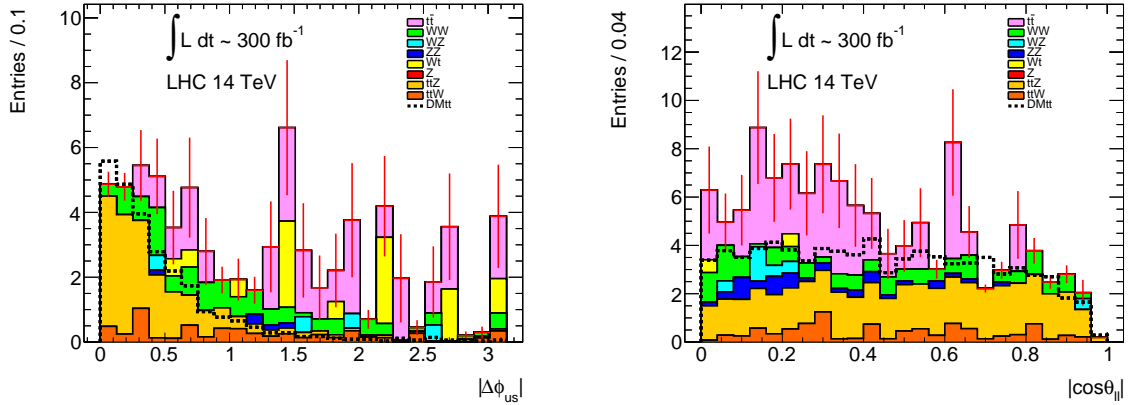


**Figure 2:** Distribution of the  $m_{T2}$  variable after preselection (left), and after all cuts (right), for the SM backgrounds and for a benchmark model with  $m_\phi = 100$  GeV,  $m_\chi = 1$  GeV,  $g_v = g_\chi = 1$ .

- $|\Delta\phi_{us}| < 0.5$ ,
- $|\cos\theta_{\ell\ell}| > 0.7$ ,

are applied. The choice of the cut value is justified by Figure 3, where the distributions of these two variables are shown after the cuts described above, except the cut on the plotted variable, and with a requirement of  $m_{T2} > 120$  GeV.

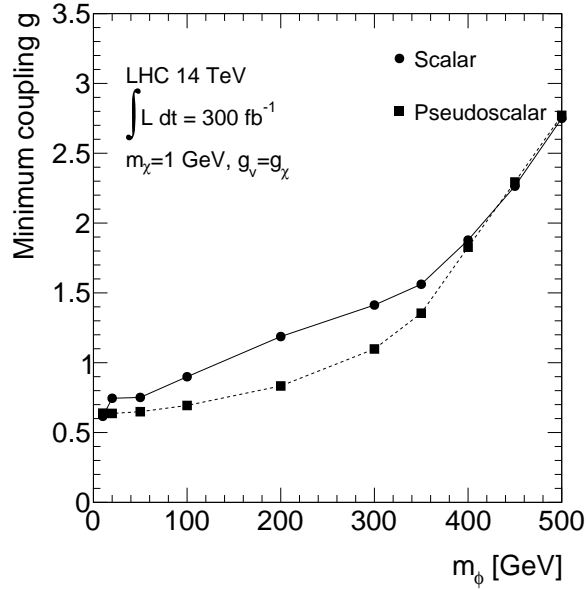
The  $m_{T2}$  distribution after all analysis cuts is shown in the right side of Figure 2.



**Figure 3:** Distribution of the  $\Delta\phi_{us}$  variable (left) and of the  $\cos\theta_{\ell\ell}$  variable (right), for the SM backgrounds and for a benchmark model with  $m_\phi = 100$  GeV,  $m_\chi = 1$  GeV,  $g_v = g_\chi = 1$ . The full set of cuts described in the texts are applied, except for the cut on the plotted variable, and with the additional requirement  $m_{T2} > 120$  GeV.

After all the requirements are applied the dominant background is the irreducible  $t\bar{t}Z$  background with  $Z \rightarrow \nu\nu$ . The final optimisation is performed by scanning values for the lower cut in  $m_{T2}$  in the range of 40-200 GeV. For each signal point, values of the dimensionless couplings  $g_v$  and  $g_\chi$ , for  $g_v = g_\chi$  between 0.1 and 3.5 are considered, and for each point and each value of the couplings, the value of the threshold in  $m_{T2}$  is found which optimises





**Figure 4:** Minimal value of the couplings  $g_v, g_\chi$ , for  $g_v = g_\chi$  and  $m_\chi = 1$  GeV yielding a 2-sigma significance as a function of the mass of the mediator  $m_\phi$ , for an integrated luminosity of  $300 \text{ fb}^{-1}$  proton-proton collisions at 14 TeV. The round bullets connected by a full line are for a scalar mediator, square bullets connected by a dashed line for a pseudoscalar mediator.

signal significance. The significance is defined through the  $Z_n$  variable [88], based on the convolution of a poisson function with a gaussian function modelling the systematic uncertainty on background evaluation. The value of such uncertainty is assumed to be 20% of the estimated background contribution.

## 4 Results

The sensitivity of the analysis, for each model point given in terms of the mediator mass  $m_\phi$  and of the DM mass  $m_\chi$ , is given by the minimum value of the couplings  $g_v = g_\chi$  which gives a significance of 2 above the SM backgrounds for a given model point. Such a value is shown in Figure 4 as a function of  $m_\phi$ , for a  $m_\chi = 1$  GeV and for an integrated luminosity of  $300 \text{ fb}^{-1}$  for a 14 TeV LHC. The analysis is sensitive to a  $g_v = g_\chi < 1$  for  $m_\phi$  below  $\sim 150$  GeV for a scalar mediator and below  $\sim 250$  GeV for a pseudoscalar mediator. The difference of the two curves is due to the fact that for equal values of the parameters, the pseudoscalar mediator has a smaller cross-section but a harder  $E_T^{\text{miss}}$  spectrum than the scalar mediator, and thus the sensitivity evolves differently with  $m_\phi$ .

## Conclusions

The sensitivity of a 14 TeV LHC to the associated production of  $t\bar{t}$  and dark matter has been studied in the framework of a simplified model with scalar and pseudoscalar mediators. An analysis for an integrated luminosity of  $300 \text{ fb}^{-1}$  has been developed based on the signature with two leptons in the final state, showing a sensitivity to values of the couplings below 1 for masses below  $\sim 150$  GeV for a scalar mediator and  $\sim 250$  GeV for a pseudoscalar mediator.

## **ACKNOWLEDGEMENTS**

We would like to thank the Organizers of the 2015 “Les Houches - Physics at TeV colliders” workshop, where this work was initiated for the excellent organisation, and the very friendly and productive atmosphere.

## Contribution 5

# Search for dark matter via mono-Higgs production at the LHC

*I. Brivio, D. Burns, N. De Filippis, N. Desai, J.M. No, H. Prosper, S. Sekmen, D. Schmeier and J. Sonneveld*

### Abstract

A study of searches for dark matter in association with a Higgs boson at the Large Hadron Collider (LHC) is presented. In particular, the study focused on the decay of the Higgs boson into two Z bosons, which subsequently decay into charged leptons (electron or muons). Several Effective Field Theories (EFTs) and Simplified Models predicting Dark Matter-Higgs interactions are investigated. The experimental signature of large missing transverse momentum and the visible products of the Higgs boson decay, the so-called “mono-Higgs” signature, is studied using a fast simulation of the ATLAS and CMS detectors. Monte Carlo samples for the signal and the background are used to model the most relevant observables and develop cut-based analyses, optimized using a simple measure of significance. Results are given in terms of the predicted number of events for signal and background assuming a data set of  $3000 \text{ fb}^{-1}$ , the maximum anticipated integrated luminosity of the LHC. It is found that for several well-motivated models, a discovery of dark matter particles is possible. For the other models, a Bayesian approach is used to determine the reach of these searches, in terms of 95% C.L. upper limits on the production cross section.

## 1 INTRODUCTION

The Standard Model (SM) of particle physics [89–91] currently gives the best description of fundamental interaction phenomena in high energy physics. However, despite the excellent agreement between theoretical predictions and experimental results, it is known that the SM needs to be extended in order to explain several physical phenomena such as the existence of dark matter, one of the most enduring mysteries in science. Indeed, new data from the Planck satellite launched by the European Space Agency [79] and several other observations and measurements suggest that only about 5% of our Universe is made of visible matter, while the largest component consists of dark matter (DM) and dark energy, whose nature and composition is unknown. If dark matter is particulate in nature, it is expected to be long-lived, non-relativistic, with no electric or color charge, very weakly interacting with SM particles and subject to the gravitational interaction. Any progress towards the discovery of dark matter would be a dramatic breakthrough in our field.

The discovery of a new boson at the LHC with a mass of 125 GeV by the ATLAS [92] and CMS [93] collaborations in 2012, with properties consistent with those of the SM Higgs

boson, not only sheds light on the Brout-Englert-Higgs (BEH) mechanism [94–99] within the SM but also provides an additional probe of physics beyond the Standard Model in the DM sector. DM particles could be produced in pairs at the LHC, but would escape detection being stable and weakly interacting. Tagging such events is extremely challenging. For that reason, collider searches for weakly interacting massive particles (WIMPs) rely on their recoil off a visible SM particle produced by initial state radiation, either a jet, a photon, a Z boson, or a Higgs boson. In the SM, however, the probability to radiate a Higgs boson is small because of the small parton-Higgs boson couplings. On the other hand, a sizable effective coupling of the Higgs boson to DM particles is predicted in well-motivated theoretical models, as reported in the next sections.

Experimentally, such “mono-Higgs” events are characterized by the presence of a Higgs boson and non negligible missing transverse momentum due to the undetected dark matter particles.

## 2 MODELS and SIGNATURES

We assume for this study that the DM particle is either a scalar or a Dirac fermion. The mono-Higgs signatures studied here can be classified into (1) EFT operators up to dim-8 (2) Simplified models with a (pseudo-) scalar mediator and (3) Simplified models with a vector mediator.

### 2.1 Effective Field Theory

We consider operators up to dimension-8 for the EFT study [30]. We start with the simplest case of scalar DM which couples to the Higgs sector via a portal term

$$\mathcal{L}_4 = \lambda |H|^2 \chi^2 \quad (1)$$

For fermionic DM, the lowest addition we can make to the SM is at dim-5. The terms relevant for mono-Higgs searches are:

$$\mathcal{L}_5 \supset \frac{c_1}{\Lambda} |H|^2 \bar{\chi} \chi + \frac{c_2}{\Lambda} |H|^2 \bar{\chi} i \gamma_5 \chi \quad (2)$$

At dim-6, we have:

$$\mathcal{L}_6 \supset \frac{c_3}{\Lambda^2} \bar{\chi} \gamma^\mu \chi H^\dagger i D_\mu H + \frac{c_4}{\Lambda^2} \bar{\chi} i \gamma^\mu \gamma_5 \chi H^\dagger i D_\mu H \quad (3)$$

Finally, we investigate the minimal operator that results in a mono-Higgs signature where the Higgs and the DM are produced through coupling of the Higgs and the DM with an EW field tensor. The simplest of these operators appears at dim-8 and is:

$$\mathcal{L}_8 \supset \frac{c_5}{\Lambda^4} \bar{\chi} \gamma^\mu B_{\mu\nu} \chi H^\dagger i D^\nu H. \quad (4)$$

### 2.2 Scalar mediator model

The simplest model with a scalar mediator simply contains a Yukawa-like coupling of the new scalar to the DM

$$\mathcal{L} \supset -y_\chi \bar{\chi} \chi S \quad (5)$$

The coupling of  $S$  with the SM is through the full potential of the scalar sector which also contains the SM Higgs.

$$V \supset a|H|^2 S + b|H|^2 S^2 + \lambda_h |H|^4 + \dots \quad (6)$$

This results in mixing between the SM Higgs and the scalar  $S$ . The scalar then couples to the SM particles only through mixing with the Higgs (see e.g. [30]).

### 2.3 Pseudoscalar Portal to Dark Matter - Two Higgs Doublet Model (2HDM)

Dark matter-SM particle interactions mediated by a pseudoscalar particle—a possible portal to a dark matter sector—are highly motivated, evading constraints from direct detection experiments as well as providing a potential explanation of the observed Galactic Center gamma ray excess. It has been recognized that such a pseudoscalar dark matter portal could yield mono-Higgs signatures at the LHC [100–102] as a primary discovery avenue. Here we discuss the main features of these models in connection to LHC mono-Higgs signatures.

The minimal renormalizable model featuring a pseudoscalar state is the 2HDM [103], extending the SM Higgs sector to include two scalar  $SU(2)_L$  doublets  $H_i$  ( $i = 1, 2$ ). The scalar potential of the 2HDM reads

$$\begin{aligned} V_{2\text{HDM}} = & \mu_1^2 |H_1|^2 + \mu_2^2 |H_2|^2 - \mu^2 \left[ H_1^\dagger H_2 + \text{h.c.} \right] + \frac{\lambda_1}{2} |H_1|^4 + \frac{\lambda_2}{2} |H_2|^4 \quad (7) \\ & + \lambda_3 |H_1|^2 |H_2|^2 + \lambda_4 \left| H_1^\dagger H_2 \right|^2 + \frac{\lambda_5}{2} \left[ \left( H_1^\dagger H_2 \right)^2 + \text{h.c.} \right] \end{aligned}$$

where CP conservation and a  $Z_2$  symmetry, softly broken by  $\mu^2$ , are assumed. The spectrum of the 2HDM contains a charged scalar  $H^\pm$ , two neutral CP-even scalars  $h, H_0$ , and a pseudoscalar  $A_0$  (see e.g. [104] for a review of 2HDM). We identify  $h$  with the 125 GeV Higgs boson state.

There are various possible ways in which a 2HDM can yield a pseudoscalar portal to a dark sector, which we discuss in the following. A minimal embedding of dark matter into the pseudoscalar portal scenario [105] corresponds to considering dark matter as a singlet Dirac fermion  $\chi$  with mass  $m_\chi$ , coupled to a real singlet pseudoscalar state  $a_0$

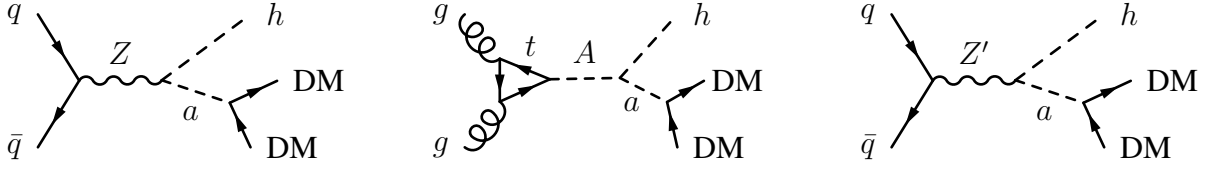
$$V_{\text{dark}} = \frac{m_{a_0}^2}{2} a_0^2 + m_\chi \bar{\chi} \chi + y_\chi a_0 \bar{\chi} i \gamma^5 \chi. \quad (8)$$

The portal between the visible and dark sectors occurs via [103, 105]

$$V_{\text{portal}} = i \kappa a_0 H_1^\dagger H_2 + \text{h.c.} \quad (9)$$

which induces a mixing between the two pseudoscalar states  $A_0$  and  $a_0$  (we stress that  $A_0$  cannot couple to the dark matter state  $\chi$  in the absence of this mixing), yielding two mass eigenstates  $A, a$  ( $m_A > m_a$ ). In this context, gauge interactions of the two doublets  $H_i$  yield the interactions  $aZh$  and  $AZh$ , while  $V = V_{2\text{HDM}} + V_{\text{dark}} + V_{\text{portal}}$  yield the interactions  $aAh, a\bar{\chi}\chi$  and  $A\bar{\chi}\chi$  (see [102, 105] for details).

The interactions above lead to two kinds of mono- $h$  signatures: (i)  $pp \rightarrow Z^* \rightarrow a h$  ( $a \rightarrow \bar{\chi}\chi$ ),  $pp \rightarrow Z^* \rightarrow A h$  ( $A \rightarrow \bar{\chi}\chi$ ), with the production of  $a h$  mediated by an off-shell  $Z$  boson (Figure 1-Left). (ii)  $pp \rightarrow A \rightarrow a h$  ( $a \rightarrow \bar{\chi}\chi$ ), with the production of  $a h$  mediated by an on-shell  $A$  state (produced in gluon fusion) (Figure 1-Middle) for  $m_A > m_h + m_a$  [102].



**Figure 1:** Feynman diagrams contributing to mono- $h$  production in pseudoscalar (here denoted  $a$ ) portal dark matter scenarios: Left: via an off-shell s-channel  $Z$ -boson. Middle: via a resonantly produced heavy pseudoscalar  $A$ . Right: Via a resonantly produced  $Z'$  boson.

Alternatively, a pseudoscalar portal to dark matter within the 2HDM may be achieved if dark matter (or some field(s) in the dark sector) has  $SU(2)_L$  quantum numbers [101], allowing it to directly couple to  $A_0$ . While dark matter direct detection constraints pose a challenge to this type of scenario, due to a potential direct coupling of dark matter to the  $Z$  boson, it is possible to evade this constraint in specific setups (see [101] for details). Through an interaction  $A_0 Z h$ , these models yield a mono-Higgs signature of the kind (*i*) discussed above:  $pp \rightarrow Z^* \rightarrow A_0 h$  ( $A_0 \rightarrow \bar{\chi} \chi$ ),  $\chi$  being the dark matter particle (Figure 1-Left).

Finally, in the presence of an extra spontaneously broken  $U(1)$  gauge symmetry, it is possible for a coupling between the  $Z'$  gauge boson, the Higgs  $h$  and the pseudoscalar  $a_0$  to arise [100]. For  $m_{Z'} > m_h + m_{A_0}$  this gives rise to a mono-Higgs signature (assuming that  $a_0$  mediates interactions between the SM and the dark sector) with  $a_0$  and  $h$  coming from the decay of a resonantly produced  $Z'$  (Figure 1-Right). We however consider this scenario as part of the general  $Z'$  scenarios of Section 2.4, and discuss it in detail in Section 2.4.3.

We stress that the kinematical features of the mono-Higgs signature are qualitatively different between off-shell s-channel production via a  $Z$  boson and resonant production. In the latter, denoting by  $X$  the s-channel resonance (e.g. an  $A$  or  $Z'$  state as discussed above) and the pseudoscalar portal mediator by  $Y$  (we assume  $m_X > m_h + m_Y$ ), the decay of  $X$  fixes the 4-momentum of  $h$  and  $Y$ , such that if  $X$  is produced at rest, the  $E_T$  distribution is a steeply rising function with a sharp cut-off at  $E_T^{\max}$ ,

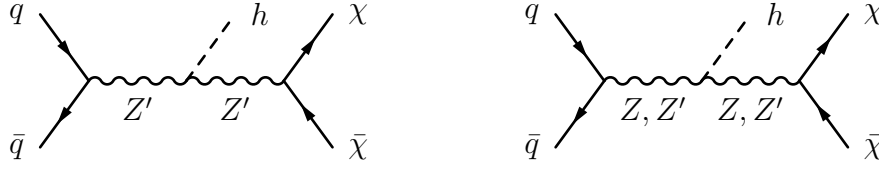
$$E_T^{\max} = \frac{1}{2m_X} \sqrt{(m_X^2 - m_h^2 - m_Y^2)^2 - 4m_h^2 m_Y^2}. \quad (10)$$

a very distinct feature of these scenarios [102].

In the following, we consider two benchmark scenarios for mono-Higgs signatures at the LHC based on the 2HDM pseudoscalar portal to dark matter models discussed above, and defined via eqs. (7)-(9). We consider a Type II 2HDM (see [104] for details) with  $\tan\beta = 3$ ,  $\cos(\beta - \alpha) = 0.05$  (close to the 2HDM alignment limit) and  $m_{H^\pm} = m_{H_0} = m_A$ . The mixing between the visible and dark sectors (between  $A_0$  and  $a_0$ , see the discussion above) is set to  $\sin\theta = 0.3$ , and we fix  $y_\chi = 0.2$ ,  $m_a = 80$  GeV,  $m_\chi = 30$  GeV (see [102, 105] for details). The two benchmark scenarios correspond to  $m_A = 500$  GeV and  $m_A = 700$  GeV, respectively, and we analyze in this work the mono-Higgs prospects of the second benchmark (see Table 9).

## 2.4 $Z'$ Models

Another simple model that predicts the mono-Higgs signature is the vector mediator model where a neutral vector  $Z'$  serves as a mediator between the dark sector and the SM. In the



**Figure 2:** Feynman diagrams for mono-Higgs final states obtained via associated production in the baryonic- $Z'$  model (left) and the hidden- $Z'$  model (right).

simplest case, the  $Z'$  corresponds to a  $U(1)$  under which the DM is charged. This ensures its stability. The coupling of the new  $Z'$  to the SM is model dependent and several options have been considered. e.g. that the  $U(1)$  results from gauging baryon number or that the  $Z'$  is hidden and mixes with the SM  $Z$  [30]. A non-minimal option is to also add a pseudoscalar  $a_0$  which then couples to the DM candidate [100].

Assuming the DM is a Dirac fermion, the part of the Lagrangian with couplings of the  $Z'$  can be written in general as

$$\mathcal{L} \supset g_q \bar{q} \gamma^\mu q Z'_\mu + g_\chi \bar{\chi} \gamma^\mu \chi Z'_\mu \quad (11)$$

A mono-higgs signature is obtained mainly via associated production with the  $Z'$  (see fig.2). Therefore, besides the fermionic couplings above, we need the  $Z'$  to couple to the Higgs. Thus, the main parameters of the model are the couplings  $g_q, g_\chi$  and the mass  $m_{Z'}$  and the coupling  $g_{hZ'Z'}$ .

#### 2.4.1 Baryonic $Z'$

The Baryonic  $Z'$ , first suggested in [30], assumes that the  $Z'$  is the gauge boson resulting from gauging the  $U(1)_B$  via a “baryonic higgs”  $h_B$  with a vev  $v_B$ . The baryonic Higgs mixes with the SM higgs with a mixing angle  $\theta$  which results in a term of the form

$$\mathcal{L} \supset -g_{hZ'Z'} h Z' Z', \quad g_{hZ'Z'} \equiv \frac{m_{Z'}^2 \sin \theta}{v_B} \quad (12)$$

The couplings to the fermions are given by  $g_q = g_B/3$ , where  $g_B$  is the gauge coupling and  $g_\chi = B_\chi g_B$  where  $B_\chi$  is the baryon number of the DM.

In the following we consider benchmark scenarios for signatures based on the Baryonic  $Z'$  portal to dark matter, defined via eqs. (11)-(12), with  $g_B = B_\chi = 1$  and  $g_{hZ'Z'}/m_{Z'} = 0.3$ . The dark matter and  $Z'$  masses are scanned over the ranges 1-1000 GeV and 10-10000 GeV, respectively. Benchmarks corresponding to a subset of these mass scans are summarized in Table 2.

#### 2.4.2 Hidden $Z'$

The Hidden  $Z'$  model simply assumes an extra  $U(1)$  gauge boson ( $Z_H$ ) that does not directly couple to the SM. The  $Z_H$  mixes with the  $Z_{SM}$  to form mass eigenstates  $Z$  and the heavier  $Z'$

$$Z_{SM} = \cos \theta Z + \sin \theta Z', \quad Z_H = \sin \theta Z + \cos \theta Z' \quad (13)$$

The mono-Higgs production is then again through ‘‘associated’’ production with  $Z/Z'$ . The coupling of the Higgs to the  $Z'$  is then given by

$$\mathcal{L} \supset \frac{m_Z^2 \sin^2 \theta}{v} Z'_\mu Z^\mu \quad (14)$$

This results also in an SU(2) violating coupling of the form

$$\mathcal{L} \supset \frac{m_Z^2 \sin \theta}{v} Z'_\mu Z^\mu \quad (15)$$

The fermionic couplings can be obtained from the original couplings of the  $Z_{SM}$  and the  $Z_H$

$$\mathcal{L} \supset \frac{g_2}{2 \cos \theta_w} J_\mu^{NC} Z_{SM}^\mu + g_\chi \bar{\chi} \gamma_\mu \chi Z_H^\mu \quad (16)$$

where  $J_\mu^{NC}$  is the SM neutral current.

In the following we consider benchmark scenarios for signatures based on the Hidden  $Z'$  portal to dark matter, defined above, with  $g_\chi = 1$  and  $\sin \theta = 0.1$ . The dark matter and  $Z'$  masses are scanned over the ranges 1-1000 GeV and 10-10000 GeV, respectively.

### 2.4.3 Non-minimal $Z'$ model with pseudoscalar $a_0$

This model combines the hidden- $Z'$  and 2HDM models described above. The mono-Higgs signature then arises from the right-most diagram of fig. 1 rather than the left-most. We therefore have an added parameter, the coupling of the  $a_0$  to the DM ( $y_\chi$ ).

$$\mathcal{L} \supset i y_\chi \bar{\chi} \gamma^5 \chi a_0 \quad (17)$$

The two Higgs fields  $\Phi_u$  and  $\Phi_d$  are also charged under the new U(1) with charges  $z_u$  and  $z_d$  respectively. We also rewrite the  $Z$ - $Z'$  mixing in terms of the mixing parameter  $\epsilon$  [100].

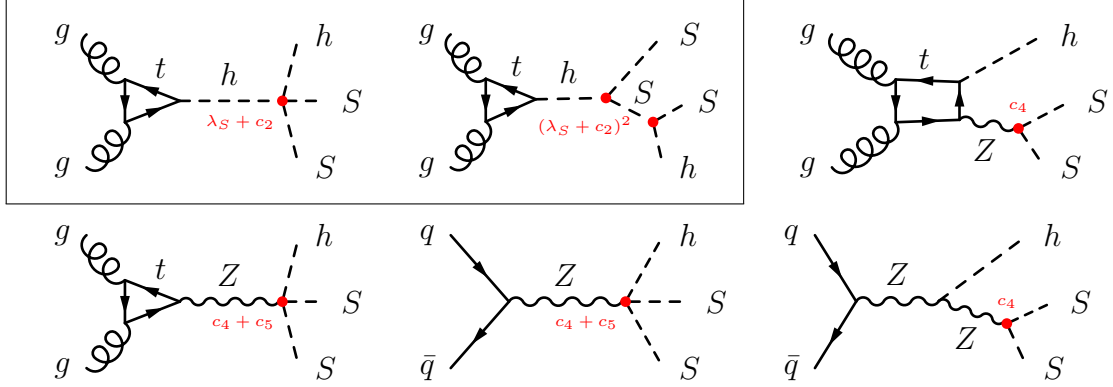
$$\begin{aligned} Z^\mu &\approx W^{3\mu} \cos \theta_w - B_Y^\mu \sin \theta_w + \epsilon Z_H \\ Z'^\mu &\approx Z_H - \epsilon (W^{3\mu} \cos \theta_w - B_Y^\mu \sin \theta_w) \end{aligned} \quad (18)$$

## 2.5 Non-linear Higgs Portal to Scalar Dark Matter

Another pertinent framework for the generation of mono-Higgs signatures is that of a non-linear Higgs portal [24]. This scenario generalizes the Higgs portal of Eq. (1) to the context of non-linearly realized electroweak symmetry breaking, in which the lightness of the Higgs particle results from its being a pseudo-Goldstone boson of some global symmetry, spontaneously broken by strong dynamics at a high energy scale  $\Lambda$ . Here we review the formulation of this model and comment on its main mono-Higgs production modes. The experimental simulation analysis for this particular EFT, however, has been deferred to a future work, as it deserves a more detailed study.

Within the non-linear EWSB framework, the longitudinal components of the  $W^\pm$  and  $Z$  gauge bosons, denoted here by  $\pi(x)$ , can be described at the EW scale by a dimensionless unitary matrix  $\mathbf{U}(x) \equiv e^{i\sigma_a \pi^a(x)/v}$  that transforms as a bi-doublet under a (global)  $SU(2)_L \times SU(2)_R$  symmetry:  $\mathbf{U}(x) \mapsto L\mathbf{U}(x)R^\dagger$ . At the same time, the physical Higgs particle does





**Figure 3:** Sample of the main Feynman diagrams contributing to mono- $h$  production for the non-linear Higgs portal model. In the non-linear scenario both  $gg$ - and  $\bar{q}q$ -initiated processes are included, while in the standard Higgs case (Eq. (1)) only those inside the frame are present: the process is entirely  $gg$ -initiated, with contributions proportional to  $\lambda_\chi$  and to  $\lambda_\chi^2$ . The proportionality of each diagram to the non-linear parameters is indicated in the figure (overall factors and numerical coefficients are not specified).

not behave as an exact  $SU(2)_L$  doublet and can be parametrised as a generic SM scalar singlet. Its couplings are therefore arbitrary, and they are customarily encoded into generic functions  $\mathcal{F}_i(h) = 1 + 2a_i \frac{h}{v} + b_i \frac{h^2}{v^2} + \dots$  that replace the typical SM dependence on  $(v+h)^n$ . While in linear BSM scenarios,  $h$  and  $\mathbf{U}(x)$  are components of the same object, i.e. the  $SU(2)_L$  Higgs doublet  $\Phi \sim (v+h) \mathbf{U}^{(0)}_1$ ,  $h$  and  $\mathbf{U}(x)$  are independent in the non-linear formalism, and this induces a different pattern of dominant couplings. At the leading order, the effective Lagrangian for the  $\chi$  field contains the terms

$$\mathcal{L}_\chi \supset \frac{1}{2} \partial_\mu \chi \partial^\mu \chi - \frac{m_\chi^2}{2} \chi^2 - \lambda_\chi \chi^2 (2vh + bh^2) + \sum_{i=1}^5 c_i \mathcal{A}_i(h) \quad (19)$$

The parameter  $b$  ensures an arbitrary relative weight between the  $\chi\chi h$  and  $\chi\chi hh$  couplings. The coefficients  $c_i$  are real and of order one, and the operators  $\mathcal{A}_i$  form a complete basis:

$$\begin{aligned} \mathcal{A}_1 &= \text{Tr}(\mathbf{V}_\mu \mathbf{V}^\mu) \chi^2 \mathcal{F}_1(h) & \mathcal{A}_2 &= \chi^2 \square \mathcal{F}_2(h) \\ \mathcal{A}_3 &= \text{Tr}(\mathbf{T} \mathbf{V}_\mu) \text{Tr}(\mathbf{T} \mathbf{V}^\mu) \chi^2 \mathcal{F}_3(h) & \mathcal{A}_4 &= i \text{Tr}(\mathbf{T} \mathbf{V}_\mu) (\partial^\mu \chi^2) \mathcal{F}_4(h) \\ \mathcal{A}_5 &= i \text{Tr}(\mathbf{T} \mathbf{V}_\mu) \chi^2 \partial^\mu \mathcal{F}_5(h) \end{aligned} \quad (20)$$

where the scalar and vector chiral fields are defined respectively as  $\mathbf{T} \equiv \mathbf{U} \sigma_3 \mathbf{U}^\dagger$ ,  $\mathbf{V}_\mu \equiv (D_\mu \mathbf{U}) \mathbf{U}^\dagger$  and transform in the adjoint of  $SU(2)_L$ . The covariant derivative of the Goldstone bosons matrix is  $D_\mu \mathbf{U}(x) \equiv \partial_\mu \mathbf{U}(x) + igW_\mu^a(x) \sigma_a \mathbf{U}(x)/2 - ig' B_\mu(x) \mathbf{U}(x) \sigma_3/2$ .

The five effective operators in Eq. (20) describe interactions between two  $\chi$  particles and either two  $W$  bosons, one or two  $Z$  or  $h$  bosons, or a  $Z$  and a  $h$  boson, providing a larger parameter space and a much richer phenomenology with respect to the linear Higgs portal in Eq. (1) (see Ref. [24] for details).  $\mathcal{A}_1$  and  $\mathcal{A}_2$  are custodial invariant couplings, while  $\mathcal{A}_3$ ,  $\mathcal{A}_4$  and  $\mathcal{A}_5$  violate the custodial symmetry, due to the presence of the spurion  $\mathbf{T}$ . Finally, the operators  $\mathcal{A}_1$ ,  $\mathcal{A}_2$  and  $\mathcal{A}_3$  are CP-even, while  $\mathcal{A}_4$  and  $\mathcal{A}_5$  are CP-odd.

A sample of the Feynman diagrams contributing to mono- $h$  in this model is shown in Figure 3. The most relevant features of the non-linear Higgs portal scenario are

- the presence of direct couplings of the DM to  $Z$ -bosons (from  $\mathcal{A}_4$  and  $\mathcal{A}_5$ ), which yield a  $\bar{q}q$ -initiated mono- $h$  contribution
- the explicit dependence on the momentum in the  $\chi$ - $h$ ,  $\chi$ - $Z$  and  $\chi$ - $h$ - $Z$  interactions (from  $\mathcal{A}_2$ ,  $\mathcal{A}_4$  and  $\mathcal{A}_5$ ).

In presence of at least one among the operators  $\mathcal{A}_2$ ,  $\mathcal{A}_4$ ,  $\mathcal{A}_5$  the total cross section  $\sigma(pp \rightarrow h\chi\chi)$  at  $\sqrt{s} = 13$  TeV would lay between  $10^{-2} \times c_i^2$  fb and  $10 \times c_i^2$  fb, depending on the DM mass. This corresponds to an enhancement of four orders of magnitude *w.r.t.* the standard Higgs portal scenario for  $m_\chi \gg v$ . At the same time, the differential distribution of the Higgs boson transverse momentum  $P_T^h$  would be shifted towards larger values. This holds particularly for the case of  $\mathcal{A}_5$  and represents a landmark signature of non-linear Higgs portals, that may also allow for a much better signal extraction from the SM background. In addition, a more modest but still appreciable enhancement of the total mono- $h$  rate may also come from the  $b$  parameter (defined in Eq. (19)) taking a value larger than unity [24].

### 3 SIMULATION AND CUT-BASED ANALYSIS

#### 3.1 Data Samples and Tools

In order to assess the feasibility of testing the prediction of each model introduced in the previous section, simulated events for signal and background were generated with Monte Carlo programs. A summary of the cross sections values for all the signal models and the values of the parameters used for the simulation are reported in the Tables 1–8.

The signal models were interfaced to the MadGraph5\_aMC@NLO version 2.3.2.2 [53] program that was used to generate multi-parton amplitudes and events and the calculation of the cross sections. The decay of the SM-like Higgs boson was handled by the general multi-purpose Monte Carlo event generator PYTHIA 8.212 [55]; that program also served either to generate a given hard process at leading order (LO), or, in cases where the hard processes are generated at higher orders, only for parton showering, hadronization, and for adding the underlying event.

We study the decay of the SM-like Higgs boson to  $Z$  bosons both decaying to charged leptons (electron and muons), which is a clean final state with four charged leptons in addition to the missing transverse momentum coming from the undetected dark matter particles. The most important source of background comes from the associated production of the SM Higgs boson with the  $Z$  boson in the following decay chains:

- the Higgs boson decays to two  $Z$  bosons, which subsequently decay to leptons, while the associated  $Z$  boson decays to a neutrino pair ( $Z \rightarrow \nu\nu$ ,  $H \rightarrow ZZ \rightarrow 4l$ );
- the Higgs boson decays to two  $Z$  bosons, one to charged leptons and the other to a neutrino pair, while the accompanying  $Z$  decays to leptons ( $Z \rightarrow ll$ ,  $H \rightarrow ZZ \rightarrow 2l2\nu$ ).

The SM Higgs boson production in association with top quarks can also contribute as a background. The production of the SM Higgs boson in association with top quarks ( $ttH$ ), via the gluon fusion ( $gg \rightarrow H$ ) and vector boson fusion ( $qq \rightarrow qqH$ ) mechanisms and the associated production with gauge bosons ( $VH$ ,  $V = Z, W$ ) were simulated by using the POWHEG-BOX 2.0 [84, 106–110] program. The  $ZH$  samples was also simulated by using MadGraph5\_aMC@NLO version 2.3.2.2 to increase the statistics of events for the final state studied.

**Table 1:** Effective Field Theory Models.

Name	Operator	Param.	Dim.	$S_\chi$
EFT_HHxx_scalar	$\lambda H ^2\chi^2$	$m_\chi, \lambda = 0.1$	4	0
EFT_HHxx_combined	$\frac{1}{\Lambda} H ^2\bar{\chi}\chi$	$m_\chi, \Lambda = 1000 \text{ GeV}$	5	1/2
EFT_HHxxg5x	$\frac{1}{\Lambda} H ^2\bar{\chi}i\gamma_5\chi$	$m_\chi, \Lambda = 100 \text{ GeV}$	5	1/2
EFT_xdxHDHc	$\frac{1}{\Lambda^2}\chi^\dagger i\partial^\mu\chi H^\dagger iD_\mu H$	$m_\chi, \Lambda = 100, 1000 \text{ GeV}$	6	0
EFT_xgxFHDH	$\frac{1}{\Lambda^4}\bar{\chi}\gamma^\mu\chi B_{\mu\nu}H^\dagger D^\nu H$	$m_\chi, \Lambda = 200 \text{ GeV}$	8	1/2

**Table 2:** Mass points for models with a vector mediator.

$M_\chi$ [GeV]	$M_{Z'}$ [GeV]									
1	10	20	50	100	200	300	500	1000	2000	10000
10	10	15	50	100						10000
50	10		50	95	200	300				10000
150	10				200	295	500	1000		10000
500	10						500	995	2000	10000
1000	10							1000	1995	10000

**Table 3:** Mass points for Zp2HDM.

$M_{A^0}$ [GeV]	$M_{Z'}$ [GeV]								
300	600	800	1000	1200	1400	1700	2000	2500	
400	600	800	1000	1200	1400	1700	2000	2500	
500		800	1000	1200	1400	1700	2000	2500	
600		800	1000	1200	1400	1700	2000	2500	
700			1000	1200	1400	1700	2000	2500	
800			1000	1200	1400	1700	2000	2500	

**Table 4:** Mass points for models with a scalar mediator.

$M_\chi$ [GeV]	$M_S$ [GeV]									
1	10	20	50	100	200	300	500	1000	10000	
10	10	15	50	100					10000	
50	10		50	95	200	300			10000	
150	10				200	295	500	1000	10000	
500	10						500	995	10000	
1000	10							1000	10000	

**Table 5:** Zp2HDM model (sect. 2.4.3) production cross sections [fb] corresponding to mass points in Table 3

$M_{A^0}$ [GeV]	$M_{Z'}$ [GeV]								
300	42.386	45.097	35.444	26.07	18.942	11.778	7.4456	3.6446	
400	5.8513	14.847	14.534	11.792	9.029	5.851	3.7819	1.8758	
500		5.9605	8.4961	7.9575	6.5515	4.5063	3.0028	1.5235	
600		1.5853	4.6972	5.4808	4.9946	3.7044	2.5694	1.3447	
700			2.1092	4.4848	3.6766	3.0253	2.2023	1.1984	
800			0.65378	1.9638	2.5511	2.4077	1.8689	1.0692	

**Table 6:** EFT model production cross sections [pb]

$m_\chi$ [GeV]	1	10	50	65	100
EFT_HHxx_scalar	$0.10071 \times 10^1$	$0.99793 \times 10^0$	$0.60671 \times 10^0$	$0.48291 \times 10^{-4}$	$0.22725 \times 10^{-5}$
EFT_HHxx_combined	$0.15731 \times 10^1$	$0.15194 \times 10^1$	$0.34134 \times 10^0$	$0.41039 \times 10^{-4}$	$0.10581 \times 10^{-4}$
EFT_HHxg5x	$0.15735 \times 10^3$	$0.15594 \times 10^3$	$0.94804 \times 10^2$	$0.12990 \times 10^{-1}$	$0.23075 \times 10^{-2}$
EFT_xdxHDHc	$0.29530 \times 10^0$	$0.29067 \times 10^0$	$0.10540 \times 10^0$	$0.89849 \times 10^{-1}$	$0.64959 \times 10^{-1}$
$\Lambda = 100$ GeV	$0.16306 \times 10^{-4}$	$0.15508 \times 10^{-4}$	$0.12088 \times 10^{-5}$	$0.88288 \times 10^{-6}$	$0.53312 \times 10^{-6}$
$\Lambda = 1000$ GeV	$0.57027 \times 10^0$	$0.57001 \times 10^0$	$0.56025 \times 10^0$	$0.55337 \times 10^0$	$0.53270 \times 10^0$
EFT_xgxFHDH	200	400	800	1000	1300
$m_\chi$ [GeV]					
EFT_HHxx_scalar	$0.11059 \times 10^{-6}$	$0.36569 \times 10^{-8}$	$0.40762 \times 10^{-10}$	$0.64956 \times 10^{-11}$	$0.51740 \times 10^{-12}$
EFT_HHxx_combined	$0.16553 \times 10^{-5}$	$0.14628 \times 10^{-6}$	$0.40608 \times 10^{-8}$	$0.85950 \times 10^{-9}$	$0.96480 \times 10^{-10}$
EFT_HHxg5x	$0.41820 \times 10^{-3}$	$0.45743 \times 10^{-4}$	$0.16734 \times 10^{-5}$	$0.39327 \times 10^{-6}$	$0.49769 \times 10^{-7}$
EFT_xdxHDHc	$0.30639 \times 10^{-1}$	$0.88644 \times 10^{-2}$	$0.97986 \times 10^{-3}$	$0.33847 \times 10^{-3}$	$0.68674 \times 10^{-4}$
$\Lambda = 100$ GeV	$0.18046 \times 10^{-6}$	$0.34918 \times 10^{-7}$	$0.27514 \times 10^{-8}$	$0.90662 \times 10^{-9}$	$0.19313 \times 10^{-9}$
$\Lambda = 1000$ GeV	$0.45792 \times 10^0$	$0.29777 \times 10^0$	$0.10288 \times 10^0$	$0.57444 \times 10^{-1}$	$0.23260 \times 10^{-1}$
EFT_xgxFHDH					

Background events coming from  $t\bar{t}$  and  $qq \rightarrow ZZ$  production were also simulated using POWHEG-BOX 2.0 and POWHEG-BOX 1.0, respectively. The missing transverse momentum was studied using a large sample of W+jets events simulated with MadGraph5\_aMC@NLO version 2.2.2. The cross sections of all the background processes were computed at NLO accuracy. For Higgs boson production via gluon fusion, vector boson fusion, and associated production, the most recent calculations of the cross sections were used [111].

The simulation of the response of the ATLAS and CMS detectors, and the event reconstruction, was done with the DELPHES 3.3.2 program [56]. This program simulates tracking in a magnetic field, electromagnetic and hadronic calorimeters, and a muon identification system. Reconstructed objects are simulated from the parametrized detector response and includes tracks, calorimeter deposits, and high level objects such as isolated electrons, jets, taus, and missing transverse momentum. We were particularly careful to implement a realistic parametrization of the reconstruction efficiency, identification, and isolation of electron and muons, as measured by ATLAS and CMS with real data from Run1 [112–115].

### 3.2 Event Selection

Signal events include four isolated leptons with large transverse momentum ( $p_T$ ), and large missing transverse momentum from the dark matter particles that remain undetected. The selection was designed to discriminate the signal from the background using a cut-based approach.

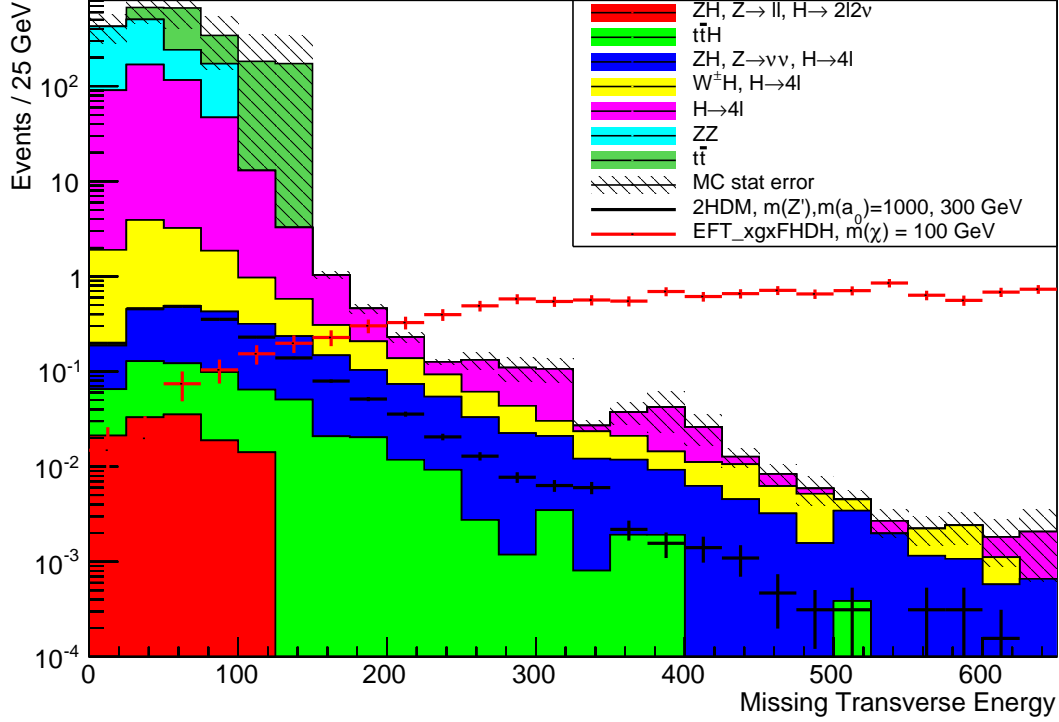
Events are first required to have at least four reconstructed leptons ( $e^\pm, \mu^\pm$ ), which are spatially separated by at least  $\Delta R \geq 0.02$ <sup>1</sup>. Electrons are required to have a minimum  $p_T$  of 7 GeV and need to be in the pseudorapidity range  $|\eta| < 2.5$  (the geometrical acceptance of the ATLAS and CMS experiments). Selected muons need to be reconstructed with  $p_T \geq 5$  GeV and be in the geometrical acceptance.

All four leptons have to be isolated. The isolation variable is defined as the sum of the transverse momentum of the tracks inside a cone of opening  $\Delta R \geq 0.3$  around the lepton. This variable is known to be robust against the increase in the number of pileup interactions. The cut on the isolation variable was optimized by using the lowest  $p_T$  lepton for each signal sample and the  $t\bar{t}$  sample; a receiver operating characteristic (ROC) curve was derived for each combination of signal and background samples, and a working point was chosen corresponding to the point of the largest change of the curvature of that curve, and that corresponds to a signal efficiency in between 85% and 95%.

Leptons of opposite sign and same flavor are paired, and the dilepton is required to have an invariant mass larger than 4 GeV in order to suppress the light-jet QCD background. A b-tag veto was used to reduce the contribution of  $t\bar{t}$  events. If more than two dileptons can be formed, ambiguities are resolved as follows: the dilepton with total invariant mass closest to the Z boson mass is chosen as the first Z boson. Among all valid, same flavor opposite sign, dileptons that can be formed from the remaining leptons, we choose as the second Z boson the dilepton with the highest  $p_T$  whose total three-momentum vector is at least  $\Delta R \geq 0.05$  away from the first dilepton.

The first selected dilepton is required to have invariant mass in the range [40 GeV, 120 GeV] and the second to have invariant mass in the range [12 GeV, 120 GeV]. The leading and sub-leading leptons of the four selected leptons are required to have  $p_T \geq 20$  GeV and  $p_T \geq$

<sup>1</sup> $\Delta R = \sqrt{\Delta\eta^2 + \Delta\phi^2}$ , where  $\Delta\eta$  and  $\Delta\phi$  are the differences in pseudorapidity and azimuthal angle, respectively.



**Figure 4:** Distribution of the missing transverse energy for the background processes and two signal samples: one simulated according to the non minimal  $Z'$  model with pseudoscalar  $a_0$  with  $m_{Z'} = 1$  TeV and  $m_{a_0} = 300$  GeV, and the other simulated according to the EFT model referred as EFT\_xdxHDHc in Table 1. The distributions are normalized to the expected number of events according for an integrated luminosity of  $3000 \text{ fb}^{-1}$ .

10 GeV, respectively.

Events are rejected if the four-lepton invariant mass is below 100 GeV.

The most powerful observable for suppressing the background is the missing transverse momentum of the events, that is, the magnitude  $\text{MET} = |\vec{E}_T^{\text{miss}}|$  of the missing transverse momentum vector  $\vec{E}_T^{\text{miss}}$ . The latter is defined as the negative sum of the transverse momenta of all reconstructed objects. Large missing transverse momentum, in addition to four charged leptons, also characterizes background events from the associated production of the Higgs boson with a Z boson in final states in which one of the Z bosons decays to neutrinos. A cut on the four-lepton mass of  $m_{4l} < 140$  GeV was used to reduce the contribution from  $Z \rightarrow ll$ ,  $H \rightarrow ZZ \rightarrow 2l2\nu$  events. This cut is effective because for these events there is no peak around 125 GeV.

The distribution of the missing transverse momentum of the events is shown in Figure 4 after applying all the previous cuts, for the background samples and a couple of signal samples. All distributions are normalized to the predicted number of events for an integrated luminosity of  $3000 \text{ fb}^{-1}$ .

For simplicity, the missing transverse momentum cut was chosen by maximizing  $S/\sqrt{B}$ ,

where  $S$  and  $B$  are the predicted signal and background counts, respectively<sup>2</sup>. Since the missing transverse momentum distribution depends on the kinematics of the production mechanism and on the particular model used to simulate the signal event, four signal regions for the missing transverse momentum were defined:  $MET > 150$  GeV,  $MET > 300$  GeV,  $MET > 450$  GeV,  $MET > 600$  GeV. We note that these signal regions are not disjoint; therefore, the results obtained using them cannot be readily combined unless the regions are rendered disjoint in some way.

Another variable useful to reduce the background further and enhance the signal is the transverse mass ( $M_T$ ) of the four-lepton system defined as:

$$M_T = \sqrt{m_{4l}^2 + 2 \times p_{T,4l} \times MET - \vec{p}_{T,4l} \cdot \vec{E}_T^{miss}} \quad (21)$$

where  $m_{4l}$  and  $p_{T,4l}$  are the invariant mass and the transverse momentum of the four lepton candidate, respectively.  $\vec{p}_{T,4l}$  is the vector of four lepton momentum projected on the transverse plane.

For some models vetoing the transverse mass range between 200 and 400 GeV improves the signal to background ratio. Therefore, two different signal regions were defined by either vetoing or not vetoing this region. The distribution of  $m_T$  for a specific signal model and the background events is shown in Figure 5.

Further studies have shown that another useful variable is the angle between  $\vec{E}_T^{miss}$  and the four-lepton momentum in the transverse plane ( $\Delta\phi_{4l-MET}$ ). For some models these vectors tend to be back-to-back depending on the kinematics of the production. For these cases, we therefore imposed the additional requirement,  $\Delta\phi_{4l-MET} < \pi/2$ . The distribution of  $\Delta\phi_{4l-MET}$  for a specific signal model and the background events is shown in Figure 5.

## 4 STATISTICAL ANALYSIS

The results of this study are estimates, and uncertainties, of the signal efficiencies (including acceptance),  $\hat{\epsilon} \pm \delta\epsilon$ , for different mono-Higgs signal models, together with the background estimates and associated uncertainties,  $B \pm \delta B$ . In an analysis using real data, we would have the observed number of events,  $N$ , the likelihood for which we take to be

$$p(N|\sigma, a, b) = \text{Poisson}(N, a\sigma + b), \quad (22)$$

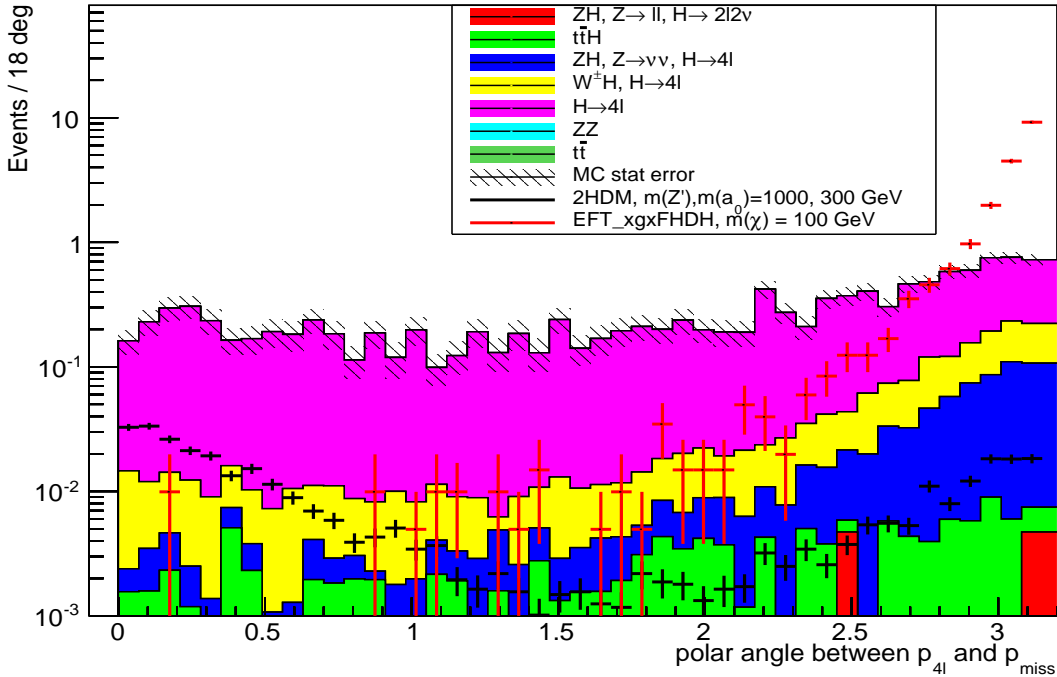
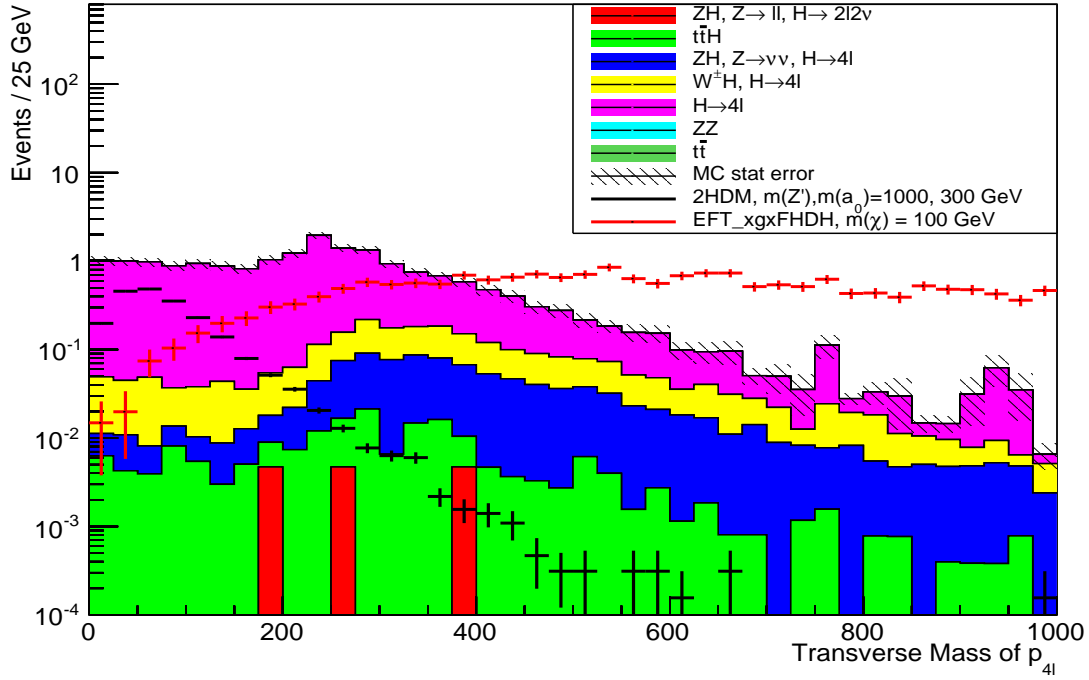
where  $a \equiv \epsilon \times \mathcal{L}$  is the effective integrated luminosity, that is, the signal efficiency times the integrated luminosity,  $\sigma$  is the cross section, and  $b$  is the expected (that is, mean) background of which  $B \pm \delta B$  is the estimate. We adopt a Bayesian approach and incorporate the estimate of  $a$ , which we denote by  $A \pm \delta A$ , as well as the estimate of  $b$  into the statistical model using priors, each modeled as a gamma density

$$\text{gamma}(x, \gamma, \beta) = \beta^{-1}(x/\beta)^{\gamma-1} \exp(-x/\beta)/\Gamma(\gamma), \quad (23)$$

with the mode and variance set to  $A$  and  $\delta A^2$ , respectively, for the effective luminosity, or to  $B$  and  $\delta B^2$ , for the background. Writing  $k = (c/\delta c)^2$ , where  $c = A$  or  $B$  and  $\delta c = \delta A$  or  $\delta B$ , the

---

<sup>2</sup>We are aware that this is a simplistic measure and overly optimistic when the background estimate is small, but a more refined analysis was beyond the scope of this preliminary study.



**Figure 5:** (Top) Distribution of the transverse mass of the four-lepton system and the missing transverse momentum for the background processes and a couple of signal samples. (Bottom) Distribution of the angle between the missing transverse momentum and the four lepton momentum for the background processes and two signal samples: one simulated according to the non minimal  $Z'$  model with pseudoscalar  $a_0$  with  $m_{Z'} = 1$  TeV and  $m_{a_0} = 300$  GeV, and the other simulated according to the EFT model referred as EFT\_xgxFHDH in Table 1. All distributions are normalized to the expected number of events according for an integrated luminosity of  $3000 \text{ fb}^{-1}$ .



gamma density parameters are

$$\gamma = [k + 2 + \sqrt{(k + 2)^2 - 4}]/2, \quad (24)$$

$$\beta = [\sqrt{c^2 + 4\delta c^2} - c]/2. \quad (25)$$

These priors are appropriate for signal and background estimates that are the results of scaled counts.

In order to make an inference about the cross section,  $\sigma$ , we first calculate the marginal likelihood

$$p(N|\sigma) = \int da \int db p(N|\sigma, a, b) \pi(a) \pi(b), \quad (26)$$

where  $\pi(a) = \text{gamma}(a, *, *)$  and  $\pi(b) = \text{gamma}(b, *, *)$  are the priors for the (expected) effective luminosity and the expected background, respectively, and then calculate the posterior density

$$p(\sigma|N) = p(N|\sigma) \pi(\sigma)/p(N). \quad (27)$$

In this study, we take the cross section prior  $\pi(\sigma)$  to be flat<sup>3</sup>.

Given an upper limit on the cross section, or equivalently on the expected signal count, we can infer a lower limit on the mass of the hypothesized dark matter particle. A 95% upper limit on the cross section,  $\sigma_{\text{up}}$ , is found by solving

$$\int_0^{\sigma_{\text{up}}} p(\sigma|N) d\sigma = 0.95. \quad (28)$$

Since this is a study of simulated data, we do not have observed counts. We therefore define the expected limit on the cross section as the limit obtained by setting  $N = B$ .

By the end of the high-luminosity era of the LHC, the LHC detectors will be very well understood and the state-of-the-art in theoretical calculations will have advanced considerably. Systematic uncertainties may well be at the few percent level or smaller. In the limit calculations, we assume a 5% uncertainty in the effective luminosities and backgrounds.

## 5 RESULTS

The results of this study are the predicted signal and background counts, after the event selection described in Section 3.2, for each of the 175 models investigated. We find 61 models that predict a signal yield between 1 and 1660 events assuming an integrated luminosity of  $3000 \text{ fb}^{-1}$ , and of these 38 predict signal yields greater than 10 events. These include the Effective Field Theory models listed in Table 1, the Scalar models, and the  $Z'$  baryonic models. For these models and our event selection, the backgrounds are found to be negligible. In Tables 9 to 12, we report the event yields for the most promising models. For the models that predict at least one event but fewer than ten, we report the 95% C.L. upper limits on the cross sections in Table 13 along with the predicted cross sections.

## 6 CONCLUSIONS

A strategy to search for dark matter particles produced in association with a Higgs boson at the LHC collider was presented in the context of several Effective Field Theories (EFTs) and

---

<sup>3</sup>More sophisticated choices are possible. But experience shows that this is a reasonable choice for this problem.

simplified models that predict Dark Matter-Higgs boson interactions. We studied simulated samples in which the Higgs boson decays into four charged leptons (electron and muons), via two Z bosons, and recoils against dark matter particles. For several models, including some  $Z'$  baryonic models, Scalar models, and EFT models, a discovery is possible by the end of the high-luminosity era of the LHC, while for some variations of these models useful limits on the cross section can be set. We therefore conclude that an analysis by ATLAS and CMS, along the lines described in this paper, has significant discovery potential.

## **ACKNOWLEDGEMENTS**

We would like to thank the organizers of the the Les Houches Workshop Series “Physics at TeV Colliders 2015” for the wonderful atmosphere, the productive environment and the effective collaboration between theorists and experimentalists, so important for the progress in our field. We found the organization of the round-tables and discussions very productive. New ideas emerged and we were all inspired to pursue the current and future activities.

**Table 7:** ZpHS model (sect. 2.4.2) production cross sections [pb] corresponding to mass points in Table 2

$M_\chi$ [GeV]	$M_{Z'}$ [GeV]										
1	0.61935 $\times 10^{-2}$	0.63192 $\times 10^{-2}$	0.82991 $\times 10^{-2}$	0.11942 $\times 10^{-1}$	0.19171 $\times 10^{-1}$	0.21560 $\times 10^{-1}$	0.16010 $\times 10^{-1}$	0.64416 $\times 10^{-2}$	0.56526 $\times 10^{-2}$	0.58902 $\times 10^{-2}$	
10	0.58781 $\times 10^{-2}$	0.58938 $\times 10^{-2}$	0.82944 $\times 10^{-2}$	0.11937 $\times 10^{-1}$						0.58805 $\times 10^{-2}$	
50	0.10294 $\times 10^{-3}$		0.77820 $\times 10^{-4}$	0.15258 $\times 10^{-4}$	0.12066 $\times 10^{-1}$	0.12105 $\times 10^{-1}$				0.10387 $\times 10^{-3}$	
150	0.28382 $\times 10^{-6}$				0.83917 $\times 10^{-5}$	0.72889 $\times 10^{-3}$	0.65401 $\times 10^{-2}$	0.68337 $\times 10^{-3}$		0.29033 $\times 10^{-6}$	
500	0.34689 $\times 10^{-9}$						0.43355 $\times 10^{-6}$	0.87799 $\times 10^{-4}$	0.28292 $\times 10^{-5}$	0.36327 $\times 10^{-9}$	
1000	0.20703 $\times 10^{-11}$							0.44782 $\times 10^{-7}$	0.19974 $\times 10^{-6}$	0.27001 $\times 10^{-11}$	

**Table 8:** Scalar model production cross sections [pb] corresponding to mass points in Table 4

$M_\chi$ [GeV]	$M_S$ [GeV]									
1	0.21915 $\times 10^1$	0.20798 $\times 10^1$	0.19192 $\times 10^1$	0.18118 $\times 10^1$	0.16735 $\times 10^1$	0.52244 $\times 10^1$	0.41877 $\times 10^1$	0.28732 $\times 10^1$	0.18028 $\times 10^1$	
10	0.17416 $\times 10^1$	0.17420 $\times 10^1$	0.18581 $\times 10^1$	0.17510 $\times 10^1$					0.17398 $\times 10^1$	
50	0.39053		0.38877	0.38409	0.37097	0.12861 $\times 10^1$			0.39096	
150	0.24136 $\times 10^{-5}$				0.38372 $\times 10^{-5}$	0.21922 $\times 10^{-4}$	0.42337 $\times 10^{-3}$	0.57124 $\times 10^{-4}$	0.11105 $\times 10^{-4}$	
500	0.34099 $\times 10^{-8}$						0.49399 $\times 10^{-8}$	0.25206 $\times 10^{-6}$	0.36823 $\times 10^{-6}$	
1000	0.17012 $\times 10^{-10}$							0.55260 $\times 10^{-10}$	0.11067 $\times 10^{-7}$	

**Table 9:** Number of events for 2HDM signal model (sect. 2.3) and total background (right) after the full selection, assuming an integrated luminosity of  $3000 \text{ fb}^{-1}$ .

Model	$\sigma [pb]$	opt. cuts	n. sig.	n. bkg
2HDM (sect. 2.3)				
$(m_{\chi}, m_a, m_A) = (30, 80, 700) \text{ GeV}$	$4.33 \times 10^{-6}$	$MET > 150, M_T$	$1.37 \pm 0.01$	$1.92 \pm 0.11$

**Table 10:** Number of events for ZpBaryonic signal model (sec. 2.4.1) and total background (right) after the full selection, assuming an integrated luminosity of  $3000 \text{ fb}^{-1}$ .

Model	$\sigma [pb]$	opt. cuts	n. sig.	n. bkg
Z' Baryonic (sect. 2.4.1)				
$(M_{Z'}, M_{\chi}) = (1000, 1)$	$2.32 \times 10^{-5}$	$MET > 300$	$1.68 \pm 0.07$	$0.31 \pm 0.04$
$(M_{Z'}, M_{\chi}) = (100, 10)$	$4.00 \times 10^{-4}$	$MET > 300$	$3.27 \pm 0.39$	$0.31 \pm 0.04$
$(M_{Z'}, M_{\chi}) = (100, 1)$	$4.01 \times 10^{-4}$	$MET > 150, \Delta\phi, M_T$	$4.51 \pm 0.47$	$0.78 \pm 0.07$
$(M_{Z'}, M_{\chi}) = (10, 1)$	$3.30 \times 10^{-4}$	$MET > 150, M_T$	$13.5 \pm 0.74$	$1.92 \pm 0.11$
$(M_{Z'}, M_{\chi}) = (20, 1)$	$3.45 \times 10^{-4}$	$MET > 150, M_T$	$13.0 \pm 0.74$	$1.92 \pm 0.11$
$(M_{Z'}, M_{\chi}) = (300, 1)$	$2.88 \times 10^{-4}$	$MET > 150, M_T$	$13.1 \pm 0.69$	$1.92 \pm 0.11$
$(M_{Z'}, M_{\chi}) = (500, 1)$	$1.34 \times 10^{-4}$	$MET > 150$	$13.4 \pm 0.47$	$2.43 \pm 0.12$
$(M_{Z'}, M_{\chi}) = (50, 1)$	$4.12 \times 10^{-4}$	$MET > 300, M_T$	$2.75 \pm 0.38$	$0.31 \pm 0.04$

**Table 11:** Number of events for Scalar signal model (sect. 3) and total background after the full selection, assuming an integrated luminosity of  $3000 \text{ fb}^{-1}$ .

Model	$\sigma [pb]$	opt. cuts	n. sig.	n. bkg
<b>Scalar model (sect. 3)</b>				
$(M_S, M_{\tilde{\chi}})=(10000,10)$	$2.16 \times 10^{-4}$	$MET > 450$	$17.3 \pm 0.69$	$0.05 \pm 0.02$
$(M_S, M_{\tilde{\chi}})=(10000,1)$	$2.24 \times 10^{-4}$	$MET > 450$	$16.0 \pm 0.67$	$0.05 \pm 0.02$
$(M_S, M_{\tilde{\chi}})=(10000,50)$	$4.85 \times 10^{-5}$	$MET > 150, M_T$	$12.5 \pm 0.27$	$1.92 \pm 0.11$
$(M_S, M_{\tilde{\chi}})=(1000,1)$	$3.56 \times 10^{-4}$	$MET > 300$	$55.0 \pm 1.57$	$0.31 \pm 0.04$
$(M_S, M_{\tilde{\chi}})=(100,10)$	$2.17 \times 10^{-4}$	$MET > 450$	$19.0 \pm 0.72$	$0.05 \pm 0.02$
$(M_S, M_{\tilde{\chi}})=(100,1)$	$2.25 \times 10^{-4}$	$MET > 450$	$20.1 \pm 0.76$	$0.05 \pm 0.02$
$(M_S, M_{\tilde{\chi}})=(10,10)$	$2.16 \times 10^{-4}$	$MET > 450$	$19.4 \pm 0.72$	$0.05 \pm 0.02$
$(M_S, M_{\tilde{\chi}})=(10,1)$	$2.72 \times 10^{-4}$	$MET > 450$	$19.4 \pm 0.81$	$0.05 \pm 0.02$
$(M_S, M_{\tilde{\chi}})=(10,50)$	$4.84 \times 10^{-5}$	$MET > 150, M_T$	$13.0 \pm 0.28$	$1.92 \pm 0.11$
$(M_S, M_{\tilde{\chi}})=(15,10)$	$2.16 \times 10^{-4}$	$MET > 450$	$18.4 \pm 0.70$	$0.05 \pm 0.02$
$(M_S, M_{\tilde{\chi}})=(200,1)$	$2.08 \times 10^{-4}$	$MET > 450$	$19.1 \pm 0.70$	$0.05 \pm 0.02$
$(M_S, M_{\tilde{\chi}})=(200,50)$	$4.60 \times 10^{-5}$	$MET > 150, M_T$	$12.4 \pm 0.27$	$1.92 \pm 0.11$
$(M_S, M_{\tilde{\chi}})=(20,1)$	$2.58 \times 10^{-4}$	$MET > 450$	$19.4 \pm 0.79$	$0.05 \pm 0.02$
$(M_S, M_{\tilde{\chi}})=(300,1)$	$6.48 \times 10^{-4}$	$MET > 450$	$19.3 \pm 1.25$	$0.05 \pm 0.02$
$(M_S, M_{\tilde{\chi}})=(300,50)$	$1.59 \times 10^{-4}$	$MET > 150, M_T$	$13.6 \pm 0.52$	$1.92 \pm 0.11$
$(M_S, M_{\tilde{\chi}})=(500,1)$	$5.19 \times 10^{-4}$	$MET > 450$	$17.6 \pm 1.07$	$0.05 \pm 0.02$
$(M_S, M_{\tilde{\chi}})=(50,10)$	$2.30 \times 10^{-4}$	$MET > 450$	$17.2 \pm 0.70$	$0.05 \pm 0.02$
$(M_S, M_{\tilde{\chi}})=(50,1)$	$2.38 \times 10^{-4}$	$MET > 450$	$19.8 \pm 0.77$	$0.05 \pm 0.02$
$(M_S, M_{\tilde{\chi}})=(50,50)$	$4.82 \times 10^{-5}$	$MET > 150, M_T$	$12.7 \pm 0.27$	$1.92 \pm 0.11$
$(M_S, M_{\tilde{\chi}})=(95,50)$	$4.76 \times 10^{-5}$	$MET > 150, M_T$	$13.1 \pm 0.28$	$1.92 \pm 1.10$

**Table 12:** Number of events for EFT signal model (sect. 2.1) and total background after the full selection, assuming an integrated luminosity of  $3000 \text{ fb}^{-1}$ .

Model	$\sigma [pb]$	opt. cuts	n. sig.	n. bkg
EFT_HHxg5x, $M_\chi = 10$	$1.93 \times 10^{-2}$	$MET > 450, M_T$	$1660 \pm 63.1$	$0.05 \pm 0.02$
EFT_HHxg5x, $M_\chi = 1$	$1.95 \times 10^{-2}$	$MET > 450$	$1620 \pm 63.0$	$0.05 \pm 0.02$
EFT_HHxg5x, $M_\chi = 50$	$1.18 \times 10^{-2}$	$12 <= mZ2 <= 120$	$4870 \pm 84.3$	$28700 \pm 6030$
EFT_HHxx_combined, $M_\chi = 10$	$1.88 \times 10^{-4}$	$MET > 450$	$15.2 \pm 0.60$	$0.05 \pm 0.02$
EFT_HHxx_combined, $M_\chi = 1$	$1.95 \times 10^{-4}$	$MET > 450$	$15.3 \pm 0.61$	$0.05 \pm 0.02$
EFT_HHxx_combined, $M_\chi = 50$	$4.23 \times 10^{-5}$	$MET > 150, M_T$	$10.9 \pm 0.24$	$1.92 \pm 0.11$
EFT_HHxx_scalar, $M_\chi = 10$	$1.24 \times 10^{-4}$	$MET > 150, \Delta\phi, M_T$	$8.62 \pm 0.36$	$0.78 \pm 0.07$
EFT_HHxx_scalar, $M_\chi = 50$	$7.52 \times 10^{-5}$	$MET > 150, \Delta\phi, M_T$	$5.92 \pm 0.23$	$0.78 \pm 0.07$
EFT_xdxHDHc, $M_\chi = 10, \Lambda = 10^{-4}$	$3.60 \times 10^{-5}$	$MET > 450$	$1.64 \pm 0.09$	$0.05 \pm 0.02$
EFT_xdxHDHc, $M_\chi = 1, \Lambda = 10^{-4}$	$3.66 \times 10^{-5}$	$MET > 450$	$1.30 \pm 0.08$	$0.05 \pm 0.02$
EFT_xgxFHDH, $M_\chi = 1000$	$7.12 \times 10^{-6}$	$MET > 450, M_T$	$2.24 \pm 0.05$	$0.05 \pm 0.02$
EFT_xgxFHDH, $M_\chi = 100$	$6.61 \times 10^{-5}$	$MET > 450, M_T$	$19.2 \pm 0.40$	$0.05 \pm 0.02$
EFT_xgxFHDH, $M_\chi = 10$	$7.07 \times 10^{-5}$	$MET > 450, M_T$	$19.7 \pm 0.42$	$0.05 \pm 0.02$
EFT_xgxFHDH, $M_\chi = 400$	$3.69 \times 10^{-5}$	$MET > 150$	$14.2 \pm 0.26$	$2.43 \pm 0.12$
EFT_xgxFHDH, $M_\chi = 50$	$6.95 \times 10^{-5}$	$MET > 450, M_T$	$19.9 \pm 0.42$	$0.05 \pm 0.02$
EFT_xgxFHDH, $M_\chi = 65$	$6.86 \times 10^{-5}$	$MET > 450, M_T$	$19.9 \pm 0.42$	$0.05 \pm 0.02$

**Table 13:** 95% upper limits on the cross section, for models that yield between 1 and 10 events, assuming an integrated luminosity of  $3000 \text{ fb}^{-1}$ .

Model	$\sigma$ [pb]	$\sigma^{95\%}$ [pb]
2HiggsDM_m_DM_m_a_m_A_1_500	$7.49 \times 10^{-2}$	$1.94 \times 10^{-1}$
EFT_HHxx_combined ( $M_\chi = 50$ )	$3.41 \times 10^{-1}$	$3.22 \times 10^{-1}$
EFT_HHxx_scalar ( $M_\chi = 10$ )	$9.98 \times 10^{-1}$	$3.28 \times 10^{-1}$
EFT_HHxx_scalar ( $M_\chi = 50$ )	$6.07 \times 10^{-1}$	$3.12 \times 10^{-1}$
EFT_xdxHc ( $M_\chi = 100, \Lambda = 10^{-4}$ )	$6.50 \times 10^{-2}$	$1.79 \times 10^{-1}$
EFT_xdxHc ( $M_\chi = 10, \Lambda = 10^{-4}$ )	$2.91 \times 10^{-1}$	$5.50 \times 10^{-1}$
EFT_xdxHc ( $M_\chi = 1, \Lambda = 10^{-4}$ )	$2.95 \times 10^{-1}$	$7.03 \times 10^{-1}$
EFT_xdxHc ( $M_\chi = 1, \Lambda = 10^{-6}$ )	$1.63 \times 10^{-1}$	$7.43 \times 10^{-1}$
EFT_xdxHc ( $M_\chi = 50, \Lambda = 10^{-4}$ )	$1.05 \times 10^{-1}$	$2.43 \times 10^{-1}$
EFT_xdxHc ( $M_\chi = 65, \Lambda = 10^{-4}$ )	$8.98 \times 10^{-2}$	$2.35 \times 10^{-1}$
EFT_xgxFHDH ( $M_\chi = 1000$ )	$5.74 \times 10^{-2}$	$9.39 \times 10^{-2}$
EFT_xgxFHDH ( $M_\chi = 800$ )	$1.03 \times 10^{-1}$	$9.41 \times 10^{-2}$
Scalar ( $M_{Z'} = 10000, M_\chi = 50$ )	$3.91 \times 10^{-1}$	$3.40 \times 10^{-1}$
Scalar ( $M_{Z'} = 10, M_\chi = 50$ )	$3.91 \times 10^{-1}$	$3.18 \times 10^{-1}$
Scalar ( $M_{Z'} = 200, M_\chi = 50$ )	$3.71 \times 10^{-1}$	$2.92 \times 10^{-1}$
Scalar ( $M_{Z'} = 300, M_\chi = 50$ )	1.29	$9.31 \times 10^{-1}$
Scalar ( $M_{Z'} = 50, M_\chi = 50$ )	$3.89 \times 10^{-1}$	$3.04 \times 10^{-1}$
Scalar ( $M_{Z'} = 95, M_\chi = 50$ )	$3.84 \times 10^{-1}$	$2.91 \times 10^{-1}$
ZpBaryonic ( $M_{Z'} = 1000, M_\chi = 150$ )	$1.81 \times 10^{-1}$	$2.00 \times 10^{-1}$
ZpBaryonic ( $M_{Z'} = 1000, M_\chi = 1$ )	$1.87 \times 10^{-1}$	$3.89 \times 10^{-1}$
ZpBaryonic ( $M_{Z'} = 295, M_\chi = 150$ )	$1.80 \times 10^{-1}$	$3.86 \times 10^{-1}$
ZpBaryonic ( $M_{Z'} = 500, M_\chi = 150$ )	$6.73 \times 10^{-1}$	$3.98 \times 10^{-1}$
ZpBaryonic ( $M_{Z'} = 95, M_\chi = 50$ )	$3.13 \times 10^{-1}$	$8.23 \times 10^{-1}$



# Contribution 6

## Vector-like Quark Decays

*G. Brooijmans and G. Cacciapaglia*

### Abstract

Vector-like quarks are present in many extensions of the Standard Model and the subject of active searches by the LHC experiments. These searches focus on decays to a quark, most often of the third generation, and a  $W$ ,  $Z$  or Higgs boson. However, models with vector-like quarks often include additional new particles, e.g. new gauge bosons or a dark matter candidate in the case of a conserved parity. A matrix of possible final states is built, and categorized as a function of the number of final state leptons and bosons. The coverage of such final states by experimental searches is briefly examined.

### 1 Introduction

Vector-like quarks (VLQs) are fermions for which both chiralities have the same quantum numbers. Such quarks can be naturally heavier than the electroweak symmetry breaking scale without introducing large dimensionless couplings, and, in particular, they decouple as their mass becomes large. They are therefore only weakly constrained by electroweak precision tests. They can be produced in pairs at the LHC through the strong interaction, or in association with a Standard Model (SM) quark, but in the latter case the production cross-section is model-dependent. The LHC experiments have searched for VLQs through their decays to a quark, most often of the third generation, and a  $W$ ,  $Z$  or Higgs boson [116–128]. These searches typically assume that the sum of the branching ratios of the three considered decays, e.g.  $T \rightarrow tH$ ,  $T \rightarrow tZ$  and  $T \rightarrow bW$ , where  $T$  is the VLQ and  $H$  the Higgs boson, equals one. However, in most models with VLQs, additional new particles are present and may appear in the decay products of VLQs, thus suppressing the decays considered to the benefit of other channels. For recent studies, see e.g. [129, 130]. In this note we propose a classification of the possible final states, and characterize their signatures and the coverage by existing searches.

### 2 Vector-like Quarks: General Decays

In this note we will focus on VLQs with standard charges of up ( $+2/3$ ,  $T$ ) and down ( $-1/3$ ,  $B$ ) quarks, and exotic charges of  $+5/3$  ( $X$ ) and  $-4/3$  ( $Y$ ): these 4 types of states allow for direct decays of the VLQ to a SM quark plus a single electroweak (EW) boson ( $W$ ,  $Z$  or the Higgs  $H$ ). We will go beyond the standard decay channels by considering all motivated final states allowed by conservation of quantum numbers that include either SM particles or a Dark Matter (DM) candidate. It is convenient to list decay products containing 3 particles: in fact, new decays typically involve one light SM state plus one heavy state that further decays into two SM particles. Since  $W$ ,  $Z$  and  $H$  also decay to two SM states, this approach allows us to cover the standard decays as well. The nature of the intermediate state in the decay will then

affects the kinematic properties of the event: for instance, in the decay  $T \rightarrow t l^+ l^-$ , the di-lepton pair may come from a  $Z$  or heavy  $Z'$  boson. In this classification we leave out decays that can be detected as a two-particle resonance, like  $Q \rightarrow q\gamma/g$ : one reason is that these couplings are generated by loops or higher-dimensional operators and they are associated in general with very small branching ratios (see [131] for an example of explicit calculation in a VLQ model). On the other hand, the coupling with gluons can be more efficiently tested via single production [132].

While the intermediate state is of secondary importance for many experimental signatures, we list here a selection of possibilities that arise in known new physics scenarios. This list is, by its own nature, incomplete and it is presented to give a flavor of the range of models covered by our classification.

- i) EW bosons,  $W$ ,  $Z$  and  $H$ : they appear in the standard decays of VLQs in association with a SM quark. We then classify the decays further: to charged leptons,  $Z/H \rightarrow l^+ l^-$  and  $W^\pm \rightarrow l^\pm \nu$ ; to quarks,  $Z/H \rightarrow q\bar{q}$ ,  $W \rightarrow q\bar{q}'$  and  $H \rightarrow b\bar{b}$ ; to gauge bosons,  $H \rightarrow W^+ W^- / Z Z$ ; to invisible particles,  $Z \rightarrow \nu\nu$  and  $H \rightarrow$  Dark Matter. As the Higgs has rare but clean decays, like  $H \rightarrow \gamma\gamma$ , we will also keep the final state  $qH$  in the classification.
- ii) New spin-1 resonances,  $Z'$  and  $W'$ , appear in association with VLQs in many models, like composite scenarios (CHMs) [133] and Little Higgs [134, 135]. Their decays are similar to the decays of the EW bosons, with the addition of top quarks in the final states, and also di-boson channels  $Z' \rightarrow W^+ W^-$  and  $W' \rightarrow W Z$ .
- iii) New color-neutral scalars are also predicted in non-minimal CHMs [136–138] and may appear in the decays of VLQs, e.g. see [129]. In general, one can have both neutral ( $\eta_0$ ) and charged ( $\eta^\pm$ ) states. They have two main decay channels: via the Wess-Zumino-Witten anomaly, giving rise to di-boson final states  $\eta_0 \rightarrow W^+ W^- / Z Z / Z\gamma / \gamma\gamma$  and  $\eta^\pm \rightarrow W^\pm Z / W^\pm \gamma$ ; or via direct couplings to quarks induced by the Yukawa interactions, thus inducing decays preferentially to third generation quarks,  $\eta_0 \rightarrow t\bar{t}$  and  $\eta^+ \rightarrow t\bar{b}$ . This class also includes extended Higgs sectors [139, 140].
- iv) Colored scalar resonances,  $\phi_c$ , are also a typical prediction in CHMs with top partners, as for instance in [141–143]. They can have various color assignments, however they may always appear in decays of the VLQ into a SM quark. They then further decay into a pair of quarks.
- v) Leptoquarks (LQ) have been widely studied in the context of GUTs [144], however scalar LQs may also appear in CHMs as color-triplet scalar resonances that couple to quarks and leptons [145, 146]. They may appear in decays of the VLQ into a LQ plus a lepton, thus their final state will be similar to the standard leptonic channels, however with different kinematical distributions.
- vi) Dark Matter can also appear in the decay products: if the VLQ is odd under the DM parity, it will decay into a quark plus the DM particle, leading to missing transverse energy ( $E_T^{\text{miss}}$ ), as in [130, 147]. Another possibility is that the VLQ decays into a mediator that further decays into a pair of DM. While the experimental signature is the same, the former case is characterized by the absence of mixed final states, i.e. both VLQs in pair production need to decay in this channel.
- vii) Finally, we will consider the possibility of cascade decays of a VLQ into a lighter one that further decays into a quark plus an EW boson:  $Q'' \rightarrow Q' V \rightarrow q V V'$ , where

$T/B$	$qH$	$ql^+l^-$	$q E_T^{\text{miss}}$	$ql^+\nu$	$qqq$	$qW^+W^-$	$qZH/Z$	$qHH$	$qW^+Z$	$qW^+H$
res.	$\eta_0$	$Z, \text{LQ}$	$Z, H_{\text{inv}}, \text{LQ}, \text{DM}$	$W, \text{LQ}$	$Z/W/H$ $\eta_0/\eta^\pm/\phi_c$	$H, \text{VLQ}$ $Z', \eta_0$	$H, \text{VLQ}$	$\text{VLQ}$	$W', \text{VLQ}$ $\eta^\pm$	$\text{VLQ}$
tops $T/B$	1/0	1/0	1/0	0/1	3/2	1/0	1/0	1/0	0/1	0/1
single	D	A	C	B	A/E	B	A	D	A	B
$qH$	D	-								
$ql^+l^-$	A	A	-							
$q E_T^{\text{miss}}$	C	A	C	-						
$ql^-\nu$	D	A	C	A	-					
$qqq$	E	A	B/C	A/B	A/E	-				
$qW^+W^-$	B	A	B	A	A/B	A	-			
$qZH/Z$	A	A	A	A	A	A	A	-		
$qHH$	D	A	C	B	B/D	B	A	D	-	
$qW^-Z$	A	A	A	A	A	A	A	A	A	-
$qW^-H$	D	A	C	B	A/D	A	A	D	A	B

**Table 1:** Classification of final states for VLQs of standard charge,  $T/B$ . The second row contains the eventual presence of a resonance (here,  $Z$  and  $W$  always include the case of  $Z'/W'$ , unless the  $'$  is explicitly indicated). In the third row we indicate the maximum number of tops for the two types. The fourth row describes the final state in single production, where we do not include the presence of additional particles, which is model dependent. Finally, the rest of the table describes pair production. The experimental signatures are: A:  $\geq 2$  leptons ( $\geq 1 Z, \geq 3 W, l + W$ ); B: 1 lepton ( $2W$ ); C:  $E_T^{\text{miss}}$ ; D:  $VH, HH$ ; E:  $W/H/t$ +jets, all jets.

$X, Y$	$ql^+\nu$	$qqq$	$qW^+Z$	$qW^+H$
res.	$W, \text{LQ}$	$W, \eta^\pm$	$W', \eta^\pm, \text{VLQ}$	$\text{VLQ}$
top $X/Y$	1/0	2/1	1/0	1/0
single	B	B/E	A	D
$ql^-\nu$	A	-		
$qqq$	A/B	A/E	-	
$qW^-Z$	A	A	A	-
$qW^-H$	A	D	A	B

**Table 2:** Classification for the exotic charged states  $X/Y$ , following the same structure as Table 1.

$$V^{(\prime)} = W, Z, H.$$

The the final states are classified in Table 1 for the standard charges,  $T$  and  $B$ , and in Table 2 for exotic charges,  $X$  and  $Y$ . In each table, the second row shows the possible intermediate resonances that may appear in the decay process, as detailed above. As  $q$  stands for any SM quark, we also indicate the maximal number of tops that may appear in the final state (which is equivalent to the maximum number of up-type quarks): this is experimentally important as tops are a source of additional leptons that improve background rejection. The rest of the table contains all the possible final states for single and pair production. For single production, the VLQ is typically produced in association with other particles that can be used to tag the events. However, we only use the decay products of the VLQ to characterize the event because the nature of the additional particles is inherently model dependent. The letters A–E categorize the final states according to typical experimental selections:

- A: includes final states with at least two leptons (including final states with at least one  $Z$ , one lepton and at least one  $W$ /top, or at least three  $W$ /top's, which have sizeable branching ratios into two or more leptons). Final states with two or more leptons are probed in many LHC searches, as for example [116, 117, 124], and at high mass the final state is sufficiently well understood that explicit reconstruction of the resonance is not always necessary for discovery, in particular if events contain substantial  $E_T^{\text{miss}}$  [148].
- B: includes final states with a single lepton (sizeable rates also come from final states with two  $W$ /top's). In this case, because of the large backgrounds from  $t\bar{t}$  and  $W$ +jets production, explicit resonance reconstruction is probably necessary to observe a signal. While some of these final states have not been probed in direct VLQ searches like for instance,  $qW^+W^-qE_T^{\text{miss}}$ , if either branching ratio is substantial, other final states in same row or column will yield multiple leptons or bosons. It is therefore likely that multi-boson differential measurements, for example searches for anomalous gauge couplings [149] or multi-Higgs production [150], offer sufficient coverage.
- C: final states with sizeable  $E_T^{\text{miss}}$  are covered by the many experimental searches for supersymmetry.
- D: final states containing one Higgs in association with one or more bosons ( $W/Z/H$ ). If the  $q$ 's are light quarks, sensitivity to these channels could be enhanced by exploiting the invariant mass distributions of the candidate VLQ decay products in searches for  $VH$  and  $HH$  production. The  $qHqH$  case is also discussed in detail in another contribution to these proceedings.
- E: hadronic final states. In this case, the presence of hadronically decaying bosons or tops may facilitate the experimental searches. If the VLQ mass is large enough, searches for pairs of 3-jet resonances [151] have efficient coverage. Three-jet resonance searches should be undertaken in addition to the dijet resonance searches to have sensitivity to single production of VLQs that dominantly decay to three quarks.

Most of the columns and rows in Tables 1 and 2 have multiple cells that are covered either by dedicated VLQ searches or other searches for new physics. However, in the latter cases, the sensitivity could be enhanced by adding the appropriate invariant mass distributions to those studied. This is particularly true if the SM quark in the VLQ decay is a light quark.

## CONCLUSIONS

Vector-like quarks are present in many extensions of the Standard Model and the subject of active searches by the LHC experiments. These searches focus on decays to a quark, most often of the third generation, and a  $W$ ,  $Z$  or Higgs boson. However, models with vector-like quarks often include additional new particles, e.g. new gauge bosons or a dark matter candidate in the case of a conserved parity. We present a matrix of possible final states, categorized as a function of the number of final state leptons and bosons. While most final states seem to be well covered by existing experimental searches, there are cases, in particular in the absence of third generation quarks, where experimental coverage could be enhanced by the simple addition of the appropriate invariant mass distributions to other existing searches for new physics. For single VLQ production, in a few cases a dedicated new search is necessary.

## **ACKNOWLEDGEMENTS**

GC acknowledges partial support from the Labex-LIO (Lyon Institute of Origins) under grant ANR-10-LABX- 66 and FRAMA (FR3127, Fédération de Recherche “André Marie Ampère”) and from the Théorie LHC France initiative of the CNRS.

## Contribution 7

### The Diboson Excess: Experimental Situation and Classification of Explanations

*J. Brehmer, G. Brooijmans, G. Cacciapaglia, A. Carmona, A. Carvalho, R. S. Chivukula, A. Delgado, F. Goertz, J.L. Hewett, A. Katz, J. Kopp, K. Lane, A. Martin, K. Mohan, D.M. Morse, M. Nardecchia, J.M. No, C. Pollard, M. Quiros, T.G. Rizzo, J. Santiago, V. Sanz, E.H. Simmons and J. Tattersall*

#### **Abstract**

We examine the ‘diboson’ excess at  $\sim 2$  TeV seen by the LHC experiments in various channels. We provide a comparison of the excess significances as a function of the mass of the tentative resonance and give the signal cross sections needed to explain the excesses. We also present a survey of available theoretical explanations of the resonance, classified in three main approaches. Beyond that, we discuss methods to verify the anomaly, determining the major properties of the various surpluses and exploring how different models can be discriminated. Finally, we give a tabular summary of the numerous explanations, presenting their main phenomenological features.

This contribution was made public [[152](#)] earlier than the rest of the proceedings to match the release of  $\sqrt{s} = 13$  TeV results by the ATLAS and CMS collaborations.

## Contribution 8

# Collider constraints on Pati-Salam inspired SUSY models with a sneutrino LSP

*S. Kraml, M.E. Krauss, S. Kulkarni, U. Laa, W. Porod and J. Tattersall*

### Abstract

We study Pati-Salam inspired supersymmetric models which feature a somewhat more compressed spectrum than the usual constrained Minimal Supersymmetric Standard Model. Neutrino data are explained via an inverse seesaw mechanism and the corresponding scalar partners of this sector can be the lightest supersymmetric states, accounting for the dark matter of the universe. Our particular focus lies on the question how the LHC SUSY searches constrain this setup.

## 1 INTRODUCTION

After the highly successful LHC operation at 7 and 8 TeV in 2010–2012, the exploration of the TeV energy scale now continues at 13 TeV. One of the main experimental goals of this Run 2 of the LHC, which began last year, is to discover signs for new physics. So far, however, no conclusive signal has been established. Instead, the mass limits for new particles, in particular supersymmetric ones, are being pushed higher and higher, presently reaching 1.5–1.7 TeV for gluino masses in certain scenarios [153–155]. This is a somewhat paradoxical situation as theoretical arguments like the unification of the gauge couplings, stability of the Higgs potential or the stability of the electroweak scale against huge radiative corrections suggest that there should be new physics at the TeV scale. An important aspect in this context is that the observed Higgs mass  $m_h \simeq 125.1$  GeV [156] is somewhat larger than predicted in the ‘natural’ part of the Minimal Supersymmetric Standard Model (MSSM), or constrained versions thereof like the CMSSM, implying the necessity of large trilinear parameters and/or huge stop masses.

However, this does not imply that supersymmetry (SUSY) itself is ruled out — non-minimal SUSY models are still in good shape. In particular non-minimal models offer the possibility of additional tree-level contributions to the mass of the light Higgs boson, either due to new F-term contributions, like in the Next-to-MSSM [157], or due to additional D-term contributions in case of extended gauge symmetries [158, 159]. A particular interesting class are  $SO(10)$ -inspired models with left-right symmetry at the TeV scale as they can also naturally explain the measured neutrino data. The  $SO(10)$  gauge group can be broken in various ways down to the Standard Model gauge group, see e.g. [160] and references therein. For example, it can be broken directly to  $SU(2)_L \times SU(2)_R \times U(1)_{B-L}$  [161] or to  $SU(2)_L \times U(1)_R \times U(1)_{B-L}$  [159, 162] at the scale of the grand unified theory (GUT). An equally justified alternative which is less well studied in recent literature is to have an intermediate Pati-Salam [144] stage where the gauge group is  $SU(4)_c \times SU(2)_L \times SU(2)_R$ . This scenario is of particular interest because sleptons and squarks belong to the same  $SU(4)_c$  multiplet in the unbroken phase, allowing for a rather compressed spectrum between the sfermions



at accessible LHC energies if the scale of the Pati-Salam breaking is in the order of 10–100 TeV [163]. If moreover the gauginos and higgsinos are heavier than the sfermions, the LHC bounds are considerably weakened [164]. In such a scenario the lightest supersymmetric particle (LSP) would be the lightest of the scalar partners of the extended neutrino sector, i.e. a sneutrino. Sneutrinos as dark matter (DM) candidates have been discussed extensively in the literature (see e.g. [165] for a review). LHC limits on scenarios with sneutrino LSPs were studied recently in the context of so-called SMS (simplified model spectra) constraints, in [166] for the MSSM+ $\tilde{\nu}_R$  and in [167] for the  $U(1)$ -extended MSSM.

In this contribution, we focus on Pati-Salam inspired SUSY with a rather compressed sfermion spectrum, heavy gauginos and higgsinos, and a sneutrino LSP. An additional interesting feature of such a model is that it can also explain neutrino masses and mixings by an inverse seesaw mechanism [168]. In the present work, we are mainly interested in the question to what extent the present SUSY search results from Run 1 of the LHC constrain this model, and what scenarios evade present (and possibly future) bounds. The complementarity with dark matter constraints will be discussed in a subsequent paper publication.

## 2 THE MODEL

### 2.1 Model description

We assume that  $SO(10)$  is broken at the GUT scale to a Pati-Salam subgroup  $\mathcal{G}_{PS} = SU(4)_c \times SU(2)_L \times SU(2)_R$  which itself survives down to a scale  $M_{PS} \sim 10^4 - 10^5$  GeV. At  $M_{PS}$ ,  $\mathcal{G}_{PS}$  is broken to  $SU(3)_c \times SU(2)_L \times U(1)_R \times U(1)_{B-L}$ , and we will work in this phase. The matter sector can be embedded in a complete **16**-plet under  $SO(10)$  for each flavour which adds three copies of right-handed neutrino superfields  $\hat{\nu}^c$  with respect to the MSSM. The Higgs sector contains, in addition to the usual Higgs doublets  $\hat{H}_u$  and  $\hat{H}_d$ , two superfields  $\hat{\chi}_R$  and  $\hat{\bar{\chi}}_R$  originating from  $SU(2)_R$  doublets in the Pati-Salam phase and are responsible for the breaking of  $U(1)_R \times U(1)_{B-L}$  as soon as their scalar components receive vacuum expectation values (vevs).  $\hat{\chi}_R$  ( $\hat{\bar{\chi}}_R$ ) carry the opposite (same)  $U(1)$  charges as  $\hat{\nu}^c$ , enabling an inverse seesaw mechanism once a gauge singlet superfield  $\hat{S}$  is added. In Table 1, we list the particle content of our model with the respective quantum numbers under the considered gauge group. Here, we have normalized the  $U(1)$  charges such that, after the breaking  $U(1)_R \times U(1)_{B-L} \rightarrow U(1)_Y$ , the hypercharge operator reads

$$Y = T_R + T_{B-L}, \quad \text{where} \quad T_{B-L} \Phi = \frac{B-L}{2} \Phi. \quad (1)$$

Note that the  $U(1)_R \times U(1)_{B-L}$  basis can be rotated into a basis featuring the hypercharge  $U(1)_Y$  and an orthogonal  $U(1)_\chi$  [169]. The corresponding quantum numbers are also displayed in Table 1.

As  $\chi_R, \bar{\chi}_R$  carry  $B-L$  quantum numbers of  $\pm 1$ , the usual  $R$ -parity gets spontaneously broken together with the breaking of  $U(1)_R \times U(1)_{B-L}$ . We therefore follow Refs. [170, 171] by introducing a discrete  $Z_2^M$  matter parity under which the matter superfields are odd and the Higgs superfields even, thereby forbidding the terms leading to proton decay as well as the LSP decay.<sup>1</sup> The superpotential of the model then reads [159, 162, 169]

$$W = Y_u^{ij} \hat{u}_i^c \hat{Q}_j \cdot \hat{H}_u - Y_d^{ij} \hat{d}_i^c \hat{Q}_j \cdot \hat{H}_d - Y_e^{ij} \hat{e}_i^c \hat{L}_j \cdot \hat{H}_d + \mu \hat{H}_u \cdot \hat{H}_d$$

<sup>1</sup>The constraints due to the discrete gauge symmetry anomalies are fulfilled by this type of matter parity [172, 173].



Superfield	Spin 0	Spin $\frac{1}{2}$	# Gen.	$SU(3)_c \times SU(2)_L$	$U(1)_R \times U(1)_{B-L}$	$U(1)_Y \times U(1)_X$
$\hat{Q}$	$(\tilde{u}_L, \tilde{d}_L)$	$(u_L, d_L)$	3	$(\mathbf{3}, \mathbf{2})$	$(0, \frac{1}{3})$	$(\frac{1}{6}, \frac{1}{4})$
$\hat{d}^c$	$\tilde{d}_R^c$	$d_R^c$	3	$(\bar{\mathbf{3}}, \mathbf{1})$	$(\frac{1}{2}, -\frac{1}{3})$	$(\frac{1}{3}, -\frac{3}{4})$
$\hat{u}^c$	$\tilde{u}_R^c$	$u_R^c$	3	$(\bar{\mathbf{3}}, \mathbf{1})$	$(-\frac{1}{2}, -\frac{1}{3})$	$(-\frac{2}{3}, \frac{1}{4})$
$\hat{L}$	$(\tilde{\nu}_L, \tilde{e}_L)$	$(\nu_L, e_L)$	3	$(\mathbf{1}, \mathbf{2})$	$(0, -1)$	$(-\frac{1}{2}, -\frac{3}{4})$
$\hat{e}^c$	$\tilde{e}_R^c$	$e_R^c$	3	$(\mathbf{1}, \mathbf{1})$	$(\frac{1}{2}, 1)$	$(1, \frac{1}{4})$
$\hat{\nu}^c$	$\tilde{\nu}_R^c$	$\nu_R^c$	3	$(\mathbf{1}, \mathbf{1})$	$(-\frac{1}{2}, 1)$	$(0, \frac{5}{4})$
$\hat{S}$	$\tilde{S}$	$S$	3	$(\mathbf{1}, \mathbf{1})$	$(0, 0)$	$(0, 0)$
$\hat{H}_d$	$(H_d^0, H_d^-)$	$(\tilde{H}_d^0, \tilde{H}_d^-)$	1	$(\mathbf{1}, \mathbf{2})$	$(-\frac{1}{2}, 0)$	$(-\frac{1}{2}, \frac{1}{2})$
$\hat{H}_u$	$(H_u^+, H_u^0)$	$(\tilde{H}_u^+, \tilde{H}_u^0)$	1	$(\mathbf{1}, \mathbf{2})$	$(\frac{1}{2}, 0)$	$(\frac{1}{2}, -\frac{1}{2})$
$\hat{\chi}_R$	$\chi_R$	$\tilde{\chi}_R$	1	$(\mathbf{1}, \mathbf{1})$	$(\frac{1}{2}, -1)$	$(0, -\frac{5}{4})$
$\hat{\bar{\chi}}_R$	$\bar{\chi}_R$	$\tilde{\bar{\chi}}_R$	1	$(\mathbf{1}, \mathbf{1})$	$(-\frac{1}{2}, 1)$	$(0, \frac{5}{4})$

**Table 1:** Chiral superfields and their quantum numbers with respect to  $SU(3)_c \times SU(2)_L \times U(1)_R \times U(1)_{B-L}$  as well as in the rotated basis  $SU(3)_c \times SU(2)_L \times U(1)_Y \times U(1)_X$ .

$$+ Y_\nu^{ij} \hat{\nu}_i^c \hat{L}_j \cdot \hat{H}_u + Y_S^{ij} \hat{\nu}_i^c \hat{S}_j \hat{\chi}_R - \mu_R \hat{\bar{\chi}}_R \hat{\chi}_R + \frac{1}{2} \mu_S^{ij} \hat{S}_i \hat{S}_j, \quad (2)$$

where the  $\cdot$  indicates the invariant  $SU(2)_L$  product. Below  $M_{PS}$  we have a product of two  $U(1)$  factors which in general leads to a gauge kinetic mixing. We absorb the corresponding mixing term  $\chi F_R^{\mu\nu} F_{B-L, \mu\nu}$  into a noncanonical structure of the covariant derivative, resulting in a non-diagonal  $U(1)$  gauge coupling matrix, and also account for that effect in the RGE running using the formalism given in Ref. [174]. Depending on the particle content and the separation of the different symmetry breaking scales, this mixing can turn out to be large and have non-negligible effects for the collider phenomenology of a model [175, 176]. However, due to the closeness of the scales in the model considered here, the phenomenological effect is small and, thus, we omit it for simplicity in the formulas below. As usual in inverse seesaw scenarios,  $\mu_S$  is a small dimensionful parameter,  $\mu_S \ll M_Z$ . The Yukawa coupling between the singlet and the right-handed sneutrino superfields,  $Y_S$ , is considered to be of  $\mathcal{O}(1)$  and will become important later when we discuss the (s)neutrino masses.

Finally, the soft SUSY-breaking Lagrangian is given by

$$-\mathcal{L}_{soft} = m_{ij}^2 \phi_i^* \phi_j + \left( \frac{1}{2} M_{ab} \lambda_a \lambda_b + B_\mu H_u \cdot H_d - B_{\mu_R} \bar{\chi}_R \chi_R + B_{\mu_S} \tilde{S} \tilde{S} + T_S^{ij} \chi_R \tilde{\nu}_i^c \tilde{S}_j - T_d^{ij} \tilde{d}_i^c \tilde{Q}_j \cdot H_d + T_u^{ij} \tilde{u}_i^c \tilde{Q}_j \cdot H_u - T_e^{ij} \tilde{e}_i^c \tilde{L}_j \cdot H_d + T_\nu^{ij} \tilde{\nu}_i^c \tilde{L}_j \cdot H_u + \text{h.c.} \right). \quad (3)$$

Here,  $\phi$  stands for all kinds of scalar particles,  $i$  and  $j$  are generation indices, and  $\lambda_a$  denotes the gaugino of gauge group  $a$ . The mixed term  $M_{R,B-L} \lambda_R \lambda_{B-L}$  appears because of gauge kinetic mixing.

## 2.2 Relevant mass spectrum

### 2.2.1 Higgs sector

We split the neutral Higgs fields into their  $CP$ -even and  $CP$ -odd components as well as a vev according to

$$\begin{aligned} H_u^0 &= \frac{1}{\sqrt{2}}(\phi_u + i\sigma_u + v_u), & H_d^0 &= \frac{1}{\sqrt{2}}(\phi_d + i\sigma_d + v_d), \\ \chi_R &= \frac{1}{\sqrt{2}}(\phi_R + i\sigma_R + v_{\chi_R}), & \bar{\chi}_R &= \frac{1}{\sqrt{2}}(\bar{\phi}_R + i\bar{\sigma}_R + v_{\bar{\chi}_R}). \end{aligned} \quad (4)$$

Moreover, we define the ratios

$$\tan \beta = \frac{v_u}{v_d}, \quad \tan \beta_R = \frac{v_{\chi_R}}{v_{\bar{\chi}_R}}, \quad (5)$$

as well as  $v^2 = v_u^2 + v_d^2$  and  $v_R^2 = v_{\chi_R}^2 + v_{\bar{\chi}_R}^2$ . Due to the constraints on dilepton resonances [177],  $v_R$  needs to be larger than  $\sim 7$  TeV, so that  $v \ll v_R$  generically holds. As discussed in some detail in Ref. [169], the minimization conditions for the scalar potential only allow small deviations of  $\tan \beta_R$  from one. In the limit of vanishing gauge kinetic mixing and  $\tan \beta \gg 1$ ,  $\tan \beta_R \rightarrow 1$ , the lightest eigenstate that corresponds to a  $SU(2)_L$  doublet features the tree-level mass of

$$m_h^2 = \frac{1}{4}(g_L^2 + g_R^2)v^2, \quad (6)$$

corresponding to a tree-level enhancement with respect to the MSSM<sup>2</sup> and therefore alleviating the need for large loop corrections from the stop sector.<sup>3</sup> The full mass matrix in both  $U(1)$  bases including further details is given in Ref. [169].

### 2.2.2 Neutrinos and sneutrinos

The (s)neutrino sector consists of the left- and right-handed superfields  $\hat{\nu}_{L/R}$  as well as the singlet superfield  $\hat{S}$ . After  $U(1)_R \times U(1)_{B-L}$  and electroweak symmetry breaking, the gauge eigenstates mix among each other according to the Yukawa interactions defined in Eq. (2).

In the seesaw approximation,  $\mu_S \ll \frac{1}{\sqrt{2}}v_u Y_\nu \ll \frac{1}{\sqrt{2}}v_{\chi_R} Y_S$ , the masses of the light neutrinos read [168, 178]

$$M_{\text{light}} \simeq \frac{v_u^2}{v_{\chi_R}^2} Y_\nu^T (Y_S^T)^{-1} \mu_S Y_S^{-1} Y_\nu. \quad (7)$$

The heavy neutrinos form three quasi-Dirac pairs whose mass can be approximated by

$$m_{\nu_h} \simeq \frac{1}{\sqrt{2}}v_{\chi_R} Y_S. \quad (8)$$

Typical masses for the heavy neutrinos hence range around  $\mathcal{O}(100 \text{ GeV} - 1 \text{ TeV})$ . As one can always choose a basis in which  $Y_S$  is diagonal, one can fit the masses of the light neutrinos by

<sup>2</sup>In the alternative  $U(1)$  basis  $Y_\chi$ , this corresponds to  $m_h^2 = M_Z^2 + \frac{1}{4}(g_\chi - g_{Y_\chi})^2 v^2$  [169].

<sup>3</sup>Note that, in this limit, the lightest  $\bar{\phi}_R/\phi_R$  eigenstate is massless at tree level and only acquires a mass of  $\sim 50$  GeV radiatively [159, 162, 169]. As the mixing with the doublet state is small, there is no constraint coming from LEP data.

a non-diagonal structure of  $Y_\nu$  and/or  $\mu_S$ . We choose to adapt  $Y_\nu$  following the parametrisation given in Refs. [179–181].

Analogously to the Higgs sector, we decompose the sneutrinos into their  $CP$ -even ( $S$ ) and  $CP$ -odd ( $P$ ) components,

$$\tilde{\nu}_L = \frac{1}{\sqrt{2}}(\nu_L^S + i\nu_L^P), \quad \tilde{\nu}_R = \frac{1}{\sqrt{2}}(\nu_R^S + i\nu_R^P), \quad \tilde{S} = \frac{1}{\sqrt{2}}(\nu_S^S + i\nu_S^P). \quad (9)$$

In the limit of vanishing gauge kinetic mixing, the mass matrix of the scalar/pseudoscalar sneutrinos reads in the basis  $(\tilde{\nu}_L^{S/P}, \tilde{\nu}_R^{S/P}, \tilde{S}^{S/P})$ :

$$(m_{\tilde{\nu}}^{S/P})^2 = \begin{pmatrix} m_{\tilde{\nu}_L}^2 & \frac{v}{\sqrt{2}}(T_\nu^T s_\beta - \mu Y_\nu^T c_\beta) & \frac{1}{2}v v_R (Y_\nu^T Y_S)_{s_\beta s_{\beta_R}} \\ \frac{v}{\sqrt{2}}(T_\nu s_\beta - \mu Y_\nu c_\beta) & m_{\tilde{\nu}_R}^2 & (m_{32}^2)^T \\ \frac{1}{2}v v_R (Y_S^T Y_\nu)_{s_\beta s_{\beta_R}} & m_{32}^2 & m_S^2 + \frac{v_R^2 s_{\beta_R}^2}{2} Y_S^T Y_S + \mu_S^T \mu_S \pm B_{\mu_S} \end{pmatrix}, \quad (10)$$

with

$$\begin{aligned} m_{32}^2 &= \frac{v_R}{\sqrt{2}}(T_S^T s_{\beta_R} - \mu_R Y_S^T c_{\beta_R} \pm \mu_S Y_S^T s_{\beta_R}), \\ m_{\tilde{\nu}_L}^2 &= m_L^2 + \frac{v^2}{2} s_\beta^2 Y_\nu^T Y_\nu + \frac{1}{8}(v^2 c_{2\beta} g_L^2 - v_R^2 c_{2\beta_R} g_{BL}^2) \mathbf{1}, \\ m_{\tilde{\nu}_R}^2 &= m_{\nu^c}^2 + \frac{v_R^2}{2} s_{\beta_R}^2 Y_S Y_S^T + \frac{v^2}{2} s_\beta^2 Y_\nu Y_\nu^T + \frac{1}{8}(v^2 c_{2\beta} g_R^2 + v_R^2 c_{2\beta_R} (g_R^2 + g_{BL}^2)) \mathbf{1}, \end{aligned} \quad (11)$$

where  $m_{L,\nu^c,S}^2$  are the soft SUSY-breaking sneutrino mass parameters, and we have used the abbreviations  $\cos \alpha, \sin \alpha \rightarrow c_\alpha, s_\alpha$ . Furthermore, we have used real parameters  $T_i, Y_i, \mu_i$ . While the mixing of the left sneutrinos with  $\tilde{\nu}_R$  and  $\tilde{S}$  scale with the Dirac neutrino mass and is therefore small, there is in general a sizeable mixture in the  $\tilde{\nu}_R - \tilde{S}$  submatrix because of the potentially large  $m_{32}^2$  which scales with the heavy neutrino mass  $m_{\nu_h}$ . Assuming a common soft mass  $m^2$ ,  $\tan \beta_R \rightarrow 1$  and writing  $v_R T_S / \sqrt{2} = m_{\nu_h} A_S$ , the mass of the lightest eigenstate can be approximated by

$$m_{\tilde{\nu}_1}^2 = m^2 + m_{\nu_h} |m_{\nu_h} - (A_S - \mu_R)| \quad (12)$$

Therefore, due to the inverse seesaw mechanism at work, the sneutrino spectrum can be spread rather than compressed (as is the case for the charged sfermions), and the lightest eigenstate can be the dark matter candidate if it is the LSP, i.e. if  $m_{\tilde{\nu}_1} < \mu, \mu_R, M_{BL}, M_R, M_L$  ( $M_i$  being the gaugino masses).

The terms  $\mu_S$  and  $B_{\mu_S}$  induce a small splitting between the  $CP$  eigenstates. As  $\mu_S$  must be a small parameter for a successful seesaw mechanism, and thus much smaller than  $\mu_R$ , this splitting is tiny and irrelevant for collider phenomenology. It does become cosmologically relevant, however, in case the lightest sneutrino is the LSP as it induces a decay of the second-lightest sneutrino eigenstate; that way, the dark matter candidate is a real scalar/pseudoscalar state instead of a complex scalar.

### 2.2.3 Squarks

The mass matrices of the squarks read, in the limit of vanishing gauge kinetic mixing,

$$m_X^2 = \begin{pmatrix} m_Q^2 + \frac{v_X^2}{2} Y_X^\dagger Y_X + D_{X,L} & \frac{1}{\sqrt{2}}(v_X T_X^\dagger - v_{X'} \mu Y_X^\dagger) \\ \frac{1}{\sqrt{2}}(v_X T_X - v_{X'} \mu^* Y_X) & m_X^2 + \frac{v_X^2}{2} Y_X Y_X^\dagger + D_{X,R} \end{pmatrix}, \quad (13)$$

where  $X = u, d$ ,  $X' \neq X$  and

$$\begin{aligned} D_{u/d,L} &= -\frac{1}{24} \left( (g_{BL}^2 + g_R^2)(v_{\chi_R}^2 - v_{\bar{\chi}_R}^2) \pm 3g_L^2(v_u^2 - v_d^2) \right) \mathbf{1}, \\ D_{u/d,R} &= \frac{1}{24} \left( (g_{BL}^2 \mp 3g_R^2)(v_{\chi_R}^2 - v_{\bar{\chi}_R}^2) \mp 3g_R^2(v_u^2 - v_d^2) \right) \mathbf{1}. \end{aligned} \quad (14)$$

The full mass matrices including kinetic mixing are given in Ref. [162].

### 2.3 Technical setup

We have used the implementation of the model in the SARAH package [182–186] presented in Ref. [162] to produce model-specific code for SPheno [187, 188]. SPheno provides a precise calculation of the complete mass spectrum at the one-loop level, and of the  $CP$ -even Higgs sector at the two-loop level [189]. The complete RGE running is performed at two loops, including the full gauge kinetic mixing information. The SPheno modules were created such as to reproduce Pati-Salam inspired boundary conditions at the scale  $M_{PS}$ . In particular, the soft SUSY-breaking mass parameters  $m_i^2$  of the sfermions are taken degenerate for each generation  $i$ , and  $g_{BL}$  is to (approximately) unify with  $g_3$ . The  $U(1)_R$  gauge coupling is then calculated by requiring the relation<sup>4</sup>

$$g_R = \frac{g_{BL} g_Y}{\sqrt{g_{BL}^2 - g_Y^2}} \quad (15)$$

at the scale of  $U(1)_R \times U(1)_{B-L}$  breaking. Further, we use a common SUSY-breaking trilinear parameter  $A_0$  at  $M_{PS}$  so that  $T_k = A_0 Y_k$ . With this ansatz, the mixing between the generations is small and, thus, we can use the usual notation of  $\tilde{t}_{1,2}$ ,  $\tilde{b}_{1,2}$  and so on.

The tadpole equations are solved for the soft SUSY-breaking Higgs mass parameters. The free input parameters for the subsequent random scan are summarized in Table 2. As a further selection criterium, we demand the lightest sneutrino to be the LSP and the doublet-like Higgs mass to be within  $122 < m_h/\text{GeV} < 129$  in order to account for the estimated uncertainty on the mass calculation.<sup>5</sup>

For the evaluation of the collider constraints, we use the same SARAH setup as above to produce model files in the UFO format [54]. This model is used along with the parameter point specified as an SLHA [190] spectrum files by MadGraph 5 v2.2.3 [53, 191] to generate events for the hard matrix element and subsequent particle decays, showering and hadronisation are performed by Pythia6 [55]. The events are normalised to the NLO+NLL cross-section using NLLFast [192–197] with the PDF set CTEQ6L1 at LO and CTEQ6.6M at NLO [198]. The events are then passed to CheckMATE v. 1.2.2 [199, 200] which makes use of the Delphes 3 detector simulation [56] and the anti-kT jet algorithm [57] provided by FastJet [58, 201]. All 8 TeV ATLAS analyses implemented in CheckMATE are considered which includes those implemented externally [202]. In the results section we will detail those that are most sensitive to the parameter points tested.

## 3 RECASTING LHC SEARCHES

For the collider constraints we are most interested in scenarios with relatively light third-generation squarks which do not substantially mix with the squarks of the first two generations.

<sup>4</sup>Here, the  $U(1)$  gauge couplings are not GUT-normalized.

<sup>5</sup>For light stop masses, this roughly selects the region  $-1.5 < A_0/\text{TeV} < 1$ .

input at $M_{PS}$	range	input at $M_{SUSY}$	range
$m_{1,2}^2$ [GeV <sup>2</sup> ]	$2 \times 10^6 \dots 4 \times 10^6$	$v_R$ [TeV]	7 ... 10
$m_3^2$ [GeV <sup>2</sup> ]	$5 \times 10^4 \dots m_{1,2}^2/\text{GeV}^2$	$\tan \beta$	2 ... 40
$M_3$ [GeV]	900 ... 1200	$\tan \beta_R$	1 ... 1.1
$A_0$ [GeV]	-1500 ... 1500	$Y_S^{ii}$	0 ... 0.7
$\mu$ [GeV]	500 ... 1500	$m_A$ [GeV]	500 ... 1500
$\mu_R$ [GeV]	300 ... 3000	$m_{A_R}$ [GeV]	$m_A \dots 6000$

**Table 2:** Free parameters and the input values at the respective scale. The Pati-Salam scale itself has been varied between  $10^4$  and  $10^5$  GeV, and the SUSY scale  $M_{SUSY}$  is defined as the average up squark mass  $\sqrt{m_{\tilde{u}_1} m_{\tilde{u}_6}}$ . We assume 1 TeV for the other gaugino masses  $M_i$ .  $\mu_S^{ii}$  has been fixed to  $\text{diag}(10^{-5} \text{ GeV})$ , and we have assumed  $M_{RBL}$ ,  $B_{\mu_S} = 0$  at  $M_{PS}$ .  $m_{A(R)} = \sqrt{2B_{\mu(R)}/s_{2\beta(R)}}$  is the mass of the physical ( $R$ -) pseudoscalar. The criterion for  $m_{A_R}$  is inspired by the hierarchy  $v_R > v$  while  $\mu_R$  can turn out to be required smaller than  $\mu$  due to the constraints from the tadpole equations, see the discussion in Ref. [169].

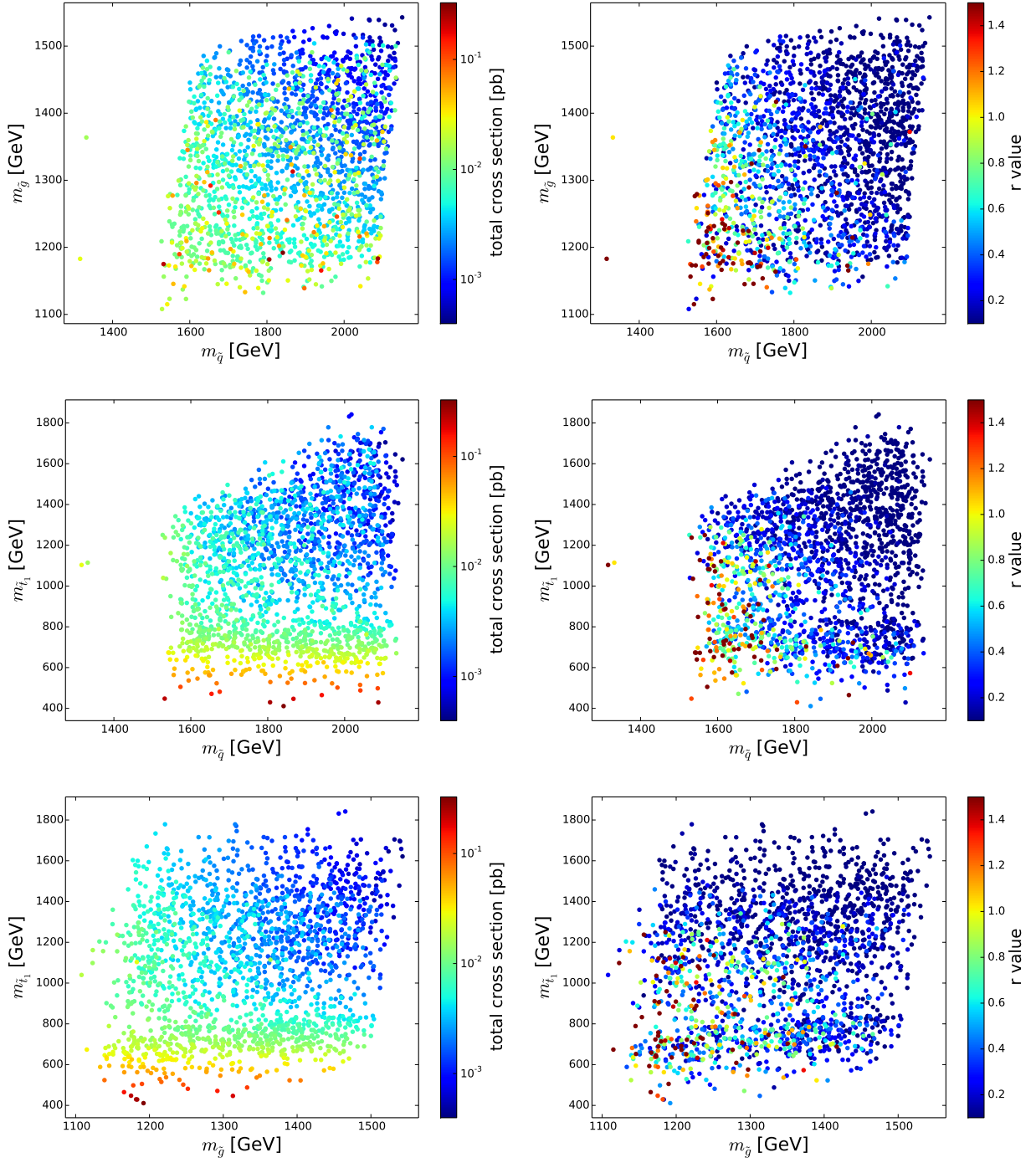
We thus select points for which the predominantly third-generation states (which we denote as stops and sbottoms for simplicity) are lighter than the other squarks and the admixture from other flavours is at most one percent. The mixing between the first two generations will not impact our results and is thus not restricted. Currently, parameter points yielding displaced vertices or heavy stable charged particle (HSCP) signatures cannot be tested within the current version of CheckMATE and are discarded. We consider scenarios to contain a displaced vertex when a particle has a lifetime with  $c\tau$  between 0.01 and 100m. Invisible particles with lifetimes larger than  $c\tau = 100\text{m}$  will be considered stable for the purpose of the collider study.

These parameter points (1920 spectra in the analysed sample) are passed to CheckMATE which computes the  $r$  value, defined as the ratio of predicted signal events (taking into account uncertainties) over the experimentally measured 95% CL upper limit on the number of signal events. Thus a model can be considered excluded by a search if  $r \geq 1$ . For a consistent statistical treatment, for each parameter point,  $r$  is evaluated based on the most sensitive search and signal region, i.e. the signal region with the maximum *expected*  $r$  value.

### 3.1 Scan results

To begin with, we contrast in Fig. 1 the total SUSY production cross sections with the observed  $r$  values in three different mass planes: gluino  $\tilde{g}$  vs. average light-flavour squark  $\tilde{q}$  mass,<sup>6</sup> lightest stop  $\tilde{t}_1$  vs. squark  $\tilde{q}$  mass, and  $\tilde{t}_1$  vs.  $\tilde{g}$  mass. As expected we observe a strong dependence of the observed  $r$  value on the gluino and  $\tilde{q}$  masses which is correlated directly to the total cross section in the same mass plane. Nonetheless, points with very heavy gluino and 1st and 2nd generation squarks may still be excluded if the third generation squarks are light, see the middle and bottom rows of plots in Fig. 1 for comparison. On the other hand, we also find points with lightish gluinos and/or  $\tilde{q}$  (and thus large cross section) for which the ATLAS searches have hardly any sensitivity ( $r$  values of 0.2 and lower). The differences in the LHC sensitivity to points with similar masses will be discussed below by means of a few representative benchmark points.

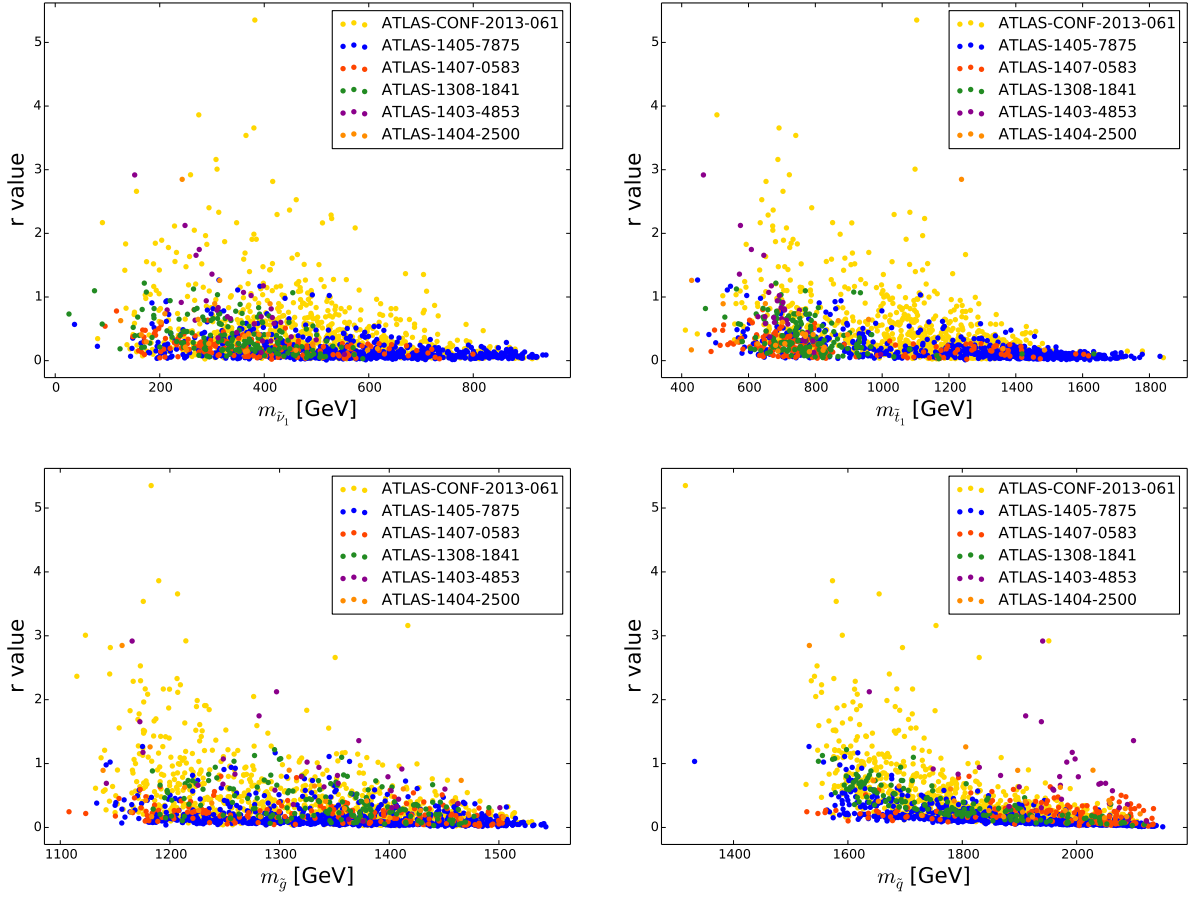
<sup>6</sup>Due to their near-degeneracy, first and second generation squark masses are characterized by the arithmetic mean (including left and right states),  $m_{\tilde{q}} = \frac{1}{8}(m_{\tilde{u}_L} + m_{\tilde{u}_R} + m_{\tilde{d}_L} + m_{\tilde{d}_R} + m_{\tilde{c}_L} + m_{\tilde{c}_R} + m_{\tilde{s}_L} + m_{\tilde{s}_R})$ .



**Figure 1:** Total SUSY production cross section in pb (right) and  $r$  value reported by CheckMATE (left) in various mass planes. Top row: gluino ( $\tilde{g}$ ) vs. average light-flavour squark ( $\tilde{q}$ ) mass, middle row:  $\tilde{t}_1$  vs.  $\tilde{g}$  mass, bottom row:  $\tilde{t}_1$  vs.  $\tilde{g}$  mass.

Before analysing these points in detail, let us ask which analyses are actually constraining the scenarios that we consider. To address this question, Fig. 2 shows the current  $r$  value from the 8 TeV searches versus different sparticle masses. For each point, the most sensitive analysis is denoted by the colour code indicated in the plot labels. As mentioned, the exclusion limit from the 8 TeV searches is  $r \geq 1$ ; the plots allow to roughly depict the increase in sensitivity





**Figure 2:**  $r$  value versus sparticle masses with the colour code denoting the most sensitive analysis for each point.

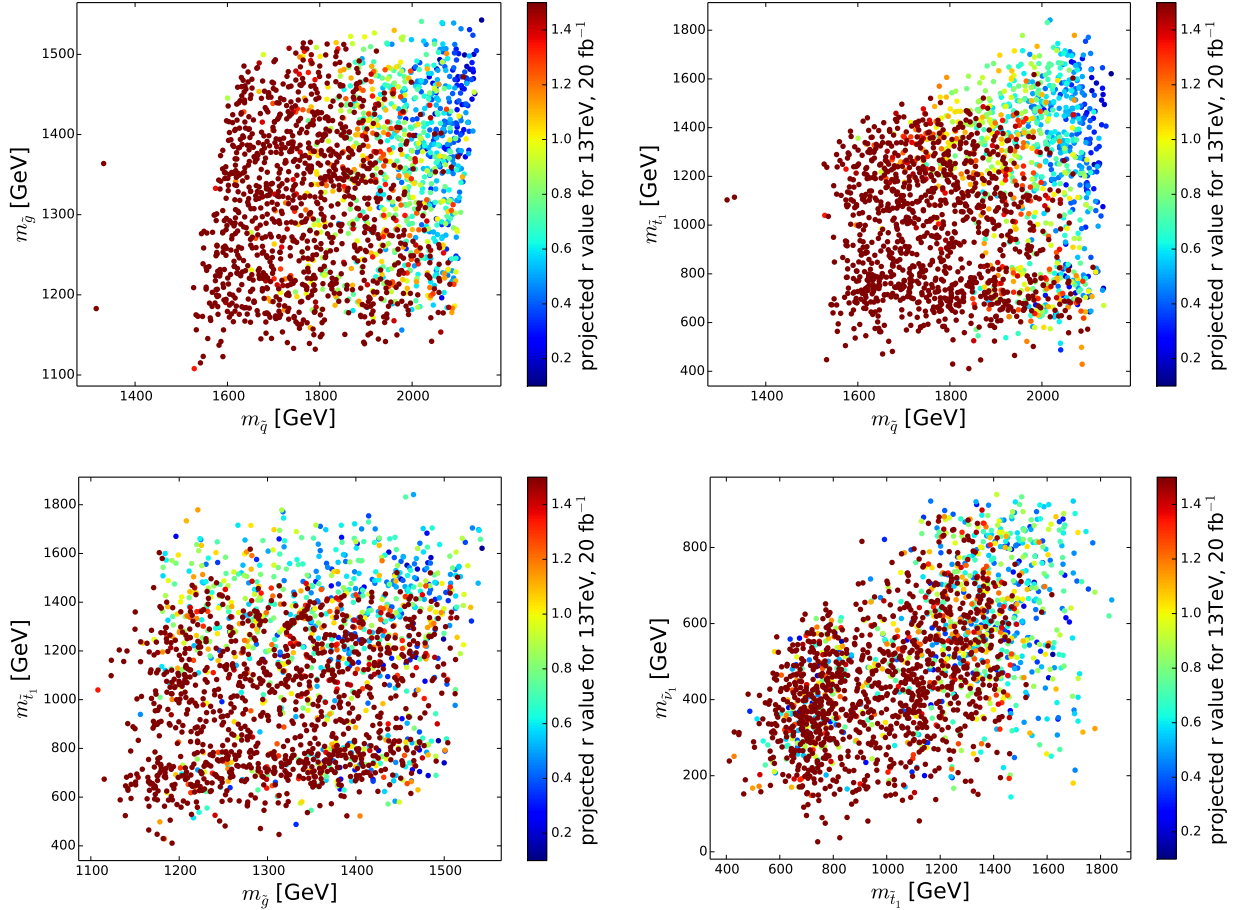
that would be necessary to extend the exclusion limits assuming the same types of analyses will be performed in Run 2 with similar signal/background selection as in Run 1. As can be seen, the relevant searches are:

- ATLAS-CONF-2013-061 [203]: 0–1 lepton,  $\geq 3$  b jets, MET (gluino + 3rd gen)
- ATLAS-1405-7875 [204]: 2–6 jets, lepton veto, MET (inclusive squarks and gluinos)
- ATLAS-1407-0583 [205]: 1 lepton, (b) jets, MET (1-lepton stop search)
- ATLAS-1308-1841 [206]:  $\geq 6$  jets, lepton veto, MET (inclusive squarks and gluinos)
- ATLAS-1403-4853 [83]: 2 leptons, (b) jets, MET (dilepton stop search)
- ATLAS-1404-2500 [207]: 2–3 leptons, (b) jets, MET (inclusive squarks and gluinos)

We also see that the excluded points are dominated by the gluino search that targets third generation quarks in the decay chain. This is to be expected since our mass spectrum generically contains lighter stops and sbottoms and thus the gluino often decays via these states.

Since only a small proportion of the considered points are excluded we also estimate in Fig. 3 the corresponding reach of the LHC at 13 TeV with  $20 \text{ fb}^{-1}$  (to be compared with the right panels in Fig. 1). This is done using Collider-Reach [208, 209] to estimate the sensitivity at the higher energy and recalculating the  $r$ -values using the relevant cross-sections. We see the

striking feature that almost all points with 1st and 2nd generation squarks  $m_{\tilde{q}_{1,2}} < 1.7$  TeV will be excluded. The effect is less clear in terms of the gluino mass,  $m_{\tilde{g}}$  which is due to the fact that the dominant production process is associated squark-gluino production. Since all our scenarios already contain a relatively light gluino,  $m_{\tilde{g}} < 1.6$  TeV we only see an important reduction in production cross-section when the squarks are made heavier. In addition we see that light stop scenarios remain elusive as an important fraction of points with  $m_{\tilde{t}_1} < 800$  GeV has a projected  $r$  value below 1, in particular when the 1st/2nd generation is heavy.



**Figure 3:** Projected  $r$  value in various mass planes for the LHC at 13 TeV with 20 fb<sup>-1</sup>.

### 3.2 Benchmark points

In order to understand why some parameter points are excluded while others with similar masses are allowed, we now examine four selected benchmark points in more detail. The mass spectra of these points, denoted BP1 to BP4, and their current and projected  $r$  values are given in Tab. 3.

Our first benchmark scenario (BP1) is excluded by the ATLAS search for gluinos with at least 3  $b$ -jets in the final state (ATLAS-CONF-2013-061 [203]) which specifically targets decays via third generation squarks. In our study we see that the associated production of gluinos with 1st and 2nd generation squarks is actually dominant. However, the heavier squarks ( $m_{\tilde{q}} = 1672$  GeV) then predominantly decay to the lighter gluino ( $m_{\tilde{g}} = 1308$  GeV) and a hard jet leading to the pair of gluinos that are targeted. Subsequently the gluinos decay democratically



through the different 3rd generation squarks to give the  $b$ -jet rich signature that is searched for. In addition, leptons originating from the top decay when  $\tilde{g} \rightarrow \tilde{t}_1 t$  can help enhance the signal.

The second benchmark point we choose (BP2) actually has slightly lighter gluinos ( $m_{\tilde{g}} = 1250$  GeV) and squarks ( $m_{\tilde{q}} = 1622$  GeV) but in contrast to BP1, we find that this point is not excluded. The reason for this is two-fold. Firstly, the sneutrino LSP is significantly heavier in this scenario compared to BP1 ( $m_{\tilde{\nu}_1} = 753$  GeV vs.  $m_{\tilde{\nu}_1} = 193$  GeV) which means we have a far more compressed spectrum and much softer decay products. Secondly, the lighter stop  $\tilde{t}_1$  is also heavier ( $m_{\tilde{t}_1} = 1198$  GeV which is in fact close to the gluino mass) and this prevents the two body decay,  $\tilde{g} \rightarrow \tilde{t}_1 t$ . As a result, the two body decay into the sbottom,  $\tilde{g} \rightarrow \tilde{b}_1 b$ , accounts for almost all the gluino decays. However, since there is less than 40 GeV mass difference between the gluino and sbottom, the  $b$ -jets that emerge are relatively soft and hard to reconstruct. In addition, the final state will in general have a lower lepton and jet multiplicity than we can expect from BP1 where  $t$ -quarks are dominantly produced in the decay chains. These lower multiplicity signals have larger SM backgrounds and thus the resulting limit on the model is weaker.

Moving on to the third benchmark point (BP3), we find a scenario that is also not excluded despite the relatively light gluino ( $m_{\tilde{g}} = 1232$  GeV) and light sneutrino LSP ( $m_{\tilde{\nu}_1} = 244$  GeV). Here, the reason is that the 1st and 2nd generation squarks are rather heavy ( $m_{\tilde{q}} = 1930$  GeV) and thus the associated production cross-section with gluinos is substantially reduced. We note that even with such heavy squarks, the cross-section of associated squark-gluino production (1.44 fb) is still comparable to that of gluino pair production (2.31 fb) due to the large valence quark contribution. In actual fact, the reduction in cross section of the heavier states is large enough to result in the direct stop search (ATLAS-1407-0583 [205]) becoming the most sensitive channel. However, examining the stop decay in this scenario we find the following cascade is dominant,

$$\tilde{t}_1 \rightarrow \tilde{\tau}_1 \nu b, \quad (16)$$

$$\tilde{\tau}_1 \rightarrow \tilde{\nu} W^* (\rightarrow q\bar{q}, \ell\bar{\nu}). \quad (17)$$

Examining the decay chain in more detail, we find two reasons why the stop searches have limited sensitivity in this case. Firstly, the relatively small leptonic branching fraction of the off-shell  $W^\pm$  reduces the effective cross-section for the searches that rely on final state leptons. Secondly, the mass difference between the lightest stau,  $\tilde{\tau}_1$ , and the sneutrino LSP,  $\tilde{\nu}_1$ , is only  $\sim 70$  GeV which must be distributed across the three body decay. Thus a sizeable proportion of the final state leptons are too soft to be reconstructed at the LHC.

A contrast to the above scenario is provided by our fourth benchmark (BP4), where a parameter point with a stop which is only slightly lighter ( $m_{\tilde{t}_1} = 573$  GeV vs.  $m_{\tilde{t}_1} = 624$  GeV) is now excluded. The reason has nothing to do with the mass difference but rather the fact that the stop now decays dominantly via

$$\tilde{t}_1 \rightarrow \tilde{\chi}^\pm b, \quad (18)$$

$$\tilde{\chi}^\pm \rightarrow \tilde{\nu} \ell^\pm. \quad (19)$$

Consequently, for BP4 every stop decay produces a final-state lepton and in addition a relatively large mass splitting ( $\sim 210$  GeV) is present between the chargino,  $\tilde{\chi}^\pm$ , and sneutrino LSP,  $\tilde{\nu}$ . Since this is a two body decay, the vast majority of leptons will have sufficient energy to pass the cuts in the direct stop searches. As a result, the dileptonic stop search (ATLAS-1403-4853 [83]) strongly constrains this benchmark point.

	BP1	BP2	BP3	BP4
$m_{\tilde{\nu}_1}$	193	752	244	300
$m_{\tilde{\tau}_1}$	249	1044	315	553
$m_{\tilde{\chi}_1^0}$	636	923	491	504
$m_{\tilde{\chi}_2^0}$	918	977	929	521
$m_{\tilde{\chi}_1^\pm}$	981	975	985	510
$m_{\tilde{t}_1}$	705	1198	624	573
$m_{\tilde{b}_1}$	810	1212	709	822
$m_{\tilde{t}_2}$	985	1264	885	925
$m_{\tilde{b}_2}$	995	1269	858	849
$m_{\tilde{g}}$	1308	1250	1232	1372
$m_{\tilde{q}}$	1672	1622	1930	2099
$r_{\text{obs}}$	1.10	0.20	0.26	1.36
$r_{\text{proj}} (3.2 \text{ fb}^{-1})$	3.82	0.65	0.31	1.46
$r_{\text{proj}} (20 \text{ fb}^{-1})$	9.54	1.62	0.77	3.65

**Table 3:** Relevant masses (in GeV) for the four benchmark scenarios discussed in the text. The observed  $r$  value at 8 TeV and projections to  $3.2 \text{ fb}^{-1}$  and  $20 \text{ fb}^{-1}$  at 13 TeV are also given.

## 4 CONCLUSIONS

We considered a supersymmetric model based on the gauge group  $SU(3)_c \times SU(2)_L \times U(1)_R \times U(1)_{B-L}$  for which we impose Pati-Salam inspired boundary conditions at the scale 10–100 TeV. This leads to a more compressed sfermion spectrum within one generation than in more common scenarios with, e.g., CMSSM-like boundary conditions. The lightest coloured sparticles in these scenarios are usually stops and sbottoms which are close in mass. For the explanation of the neutrino masses and mixings, we evoked an inverse seesaw mechanism. As a consequence, the lightest sneutrinos can be the lightest supersymmetric particles, with varying mass differences to the lightest coloured sparticles. We recasted existing LHC analyses searching for supersymmetric particles at  $\sqrt{s} = 8 \text{ TeV}$ , examining the current LHC exclusions and contrasting excluded/not excluded scenarios with similar mass patterns. Moreover, we estimated the projected reach of the 13 TeV run. We found that apart from the overall mass scale and mass splitting between the different squark generations and the gluino, the LHC exclusions strongly depend on the mass difference between the stop and the sneutrino which, if small, leads to soft decay products. The “conventional” SUSY mass limits from the LHC searches can thus be avoided even for rather light gluinos and 3rd generation squarks.

## Acknowledgements

We thank the organisers of the Les Houches Workshop Series “Physics at TeV Colliders” for providing a most stimulating atmosphere for discussions and research. SK and UL acknowledge support by the “Investissements d’avenir, Labex ENIGMASS”, the ANR project DMAS-TROLHC, ANR-12-BS05-0006, and the Research Executive Agency (REA) of the European Union under the Grant Agreement PITN-GA2012-316704 (HiggsTools). MEK and WP have been supported by the DFG, project nr. PO-1337/3-1. MEK further acknowledges support from the BMBF grant 00160287. SuK is supported by the New Frontiers program of the Austrian Academy of Sciences. JT would like to thank Indiana University and Emilie Passemar for kind

hospitality while part of this project was completed.

# The Higgs Boson

# Contribution 9

## Higgs boson production via gluon fusion within HEFT

*T. Schmidt and M. Spira*

### Abstract

Higgs boson production via gluon fusion is discussed up to the NNLO level including dimension 6 operators within the SILH and the non-linear realizations in Higgs effective theories (HEFT). Particular emphasis is set on the consistent treatment of the new Wilson coefficients at higher orders, i.e. including the proper scale dependence and merging with the SM part.

### 1 Introduction

The Higgs boson production cross section via gluon-fusion is known up to N<sup>3</sup>LO QCD [210–229] and NLO electroweak [230–238] within the SM supplemented by soft and collinear gluon resummation up to the N<sup>3</sup>LL level [239–252]. Starting from these results the contributions of dimension-6 operators beyond the SM are discussed up to NNLO QCD. This extension of previous work inside the SM is based on the effective Lagrangian (here in the heavy top limit for the SM part)

$$\mathcal{L}_{eff} = \frac{\alpha_s}{\pi} \left\{ \frac{c_t}{12} (1 + \delta) + c_g \right\} G^{a\mu\nu} G_{\mu\nu}^a \frac{H}{v} \quad (1)$$

with the QCD corrections [239, 253–255]

$$\begin{aligned} \delta &= \delta_1 \frac{\alpha_s}{\pi} + \delta_2 \left( \frac{\alpha_s}{\pi} \right)^2 + \delta_3 \left( \frac{\alpha_s}{\pi} \right)^3 + \mathcal{O}(\alpha_s^4) \\ \delta_1 &= \frac{11}{4} \\ \delta_2 &= \frac{2777}{288} + \frac{19}{16} L_t + N_F \left( \frac{L_t}{3} - \frac{67}{96} \right) \\ \delta_3 &= \frac{897943}{9216} \zeta_3 - \frac{2761331}{41472} + \frac{209}{64} L_t^2 + \frac{2417}{288} L_t \\ &+ N_F \left( \frac{58723}{20736} - \frac{110779}{13824} \zeta_3 + \frac{23}{32} L_t^2 + \frac{91}{54} L_t \right) + N_F^2 \left( -\frac{L_t^2}{18} + \frac{77}{1728} L_t - \frac{6865}{31104} \right) \end{aligned} \quad (2)$$

where  $L_t = \log(\mu_R^2/M_t^2)$  with  $\mu_R$  denoting the renormalization scale and  $M_t$  the top quark pole mass. The gluon field strength tensor is represented by  $G^{a\mu\nu}$ , the strong coupling constant by  $\alpha_s$  with five active flavours, the electroweak vacuum expectation value by  $v$  and the physical Higgs field by  $H$ . The contributions of dimension-6 operators are absorbed in the rescaling factor  $c_t$  for the top Yukawa coupling and the point-like coupling  $c_g$ , i.e. deviations of  $c_t$  and  $c_g$  from their SM values  $c_t = 1$  and  $c_g = 0$  originate from dimension-6 operators. The contribution of the chromomagnetic dipole operator [256, 257] is not included. The extended LO cross section

is then given by

$$\begin{aligned}
\sigma_{LO}(pp \rightarrow H) &= \sigma_0 \tau_H \frac{d\mathcal{L}^{gg}}{d\tau_H} \\
\text{non-linear: } \sigma_0^{NL} &= \frac{G_F \alpha_s^2}{288 \sqrt{2} \pi} \left| \sum_Q c_Q A_Q(\tau_Q) + 12c_g \right|^2 \\
\text{SILH: } \sigma_0^{SILH} &= \sigma_0^{NL} - \frac{G_F \alpha_s^2}{288 \sqrt{2} \pi} \left| \sum_Q (c_Q - 1) A_Q(\tau_Q) + 12c_g \right|^2
\end{aligned} \tag{3}$$

with  $\tau_H = M_H^2/s$ ,  $\tau_Q = 4m_Q^2/M_H^2$  and the LO form factors

$$A_Q(\tau) = \frac{3}{2} \tau [1 + (1 - \tau) f(\tau)] \tag{4}$$

$$f(\tau) = \begin{cases} \arcsin^2 \frac{1}{\sqrt{\tau}} & \tau \geq 1 \\ -\frac{1}{4} \left[ \ln \frac{1 + \sqrt{1 - \tau}}{1 - \sqrt{1 - \tau}} - i\pi \right]^2 & \tau < 1. \end{cases} \tag{5}$$

and  $G_F = (\sqrt{2}v^2)^{-1}$  denoting the Fermi constant, while the gluon-gluon parton luminosity is displayed as  $\mathcal{L}^{gg}$ . Here, rescaling factors  $c_Q$  have been introduced for all contributing quarks, i.e. the top, bottom and charm quark. The cross section in Eq. (3) is shown for two different cases, the non-linear parametrization of New Physics effects, where the squares of the deviations from the SM are taken into account, and the SILH approximation [258], where the observable is systematically expanded to the dimension-6 level.

## 2 Calculation

The Wilson coefficient  $c_g$  does not receive QCD corrections within the effective Lagrangian, but develops a scale dependence according to the renormalization group equation

$$\begin{aligned}
\mu^2 \frac{\partial c_g(\mu^2)}{\partial \mu^2} &= - \left\{ \beta_1 \left( \frac{\alpha_s(\mu^2)}{\pi} \right)^2 + 2\beta_2 \left( \frac{\alpha_s(\mu^2)}{\pi} \right)^3 \right\} c_g(\mu^2) \\
\beta_0 &= \frac{33 - 2N_F}{12} \\
\beta_1 &= \frac{153 - 19N_F}{24} \\
\beta_2 &= \frac{1}{128} \left( 2857 - \frac{5033}{9} N_F + \frac{325}{27} N_F^2 \right)
\end{aligned} \tag{6}$$

This renormalization group equation can be derived either from the scale-invariant trace anomaly term  $\beta(\alpha_s)/(2\alpha_s) G^{a\mu\nu} G_{\mu\nu}^a$  [259–264] or from the scale dependence of the factor  $(1 + \delta)$  of the effective Lagrangian of Eq. (1), since both coefficients,  $c_t(1 + \delta)$  and  $c_g$ , have to develop the same scale dependence. The solution of the RGE for  $c_g$  up to the NNLL level can be cast into the form

$$c_g(\mu^2) = c_g(\mu_0^2) \frac{\beta_0 + \beta_1 \frac{\alpha_s(\mu^2)}{\pi} + \beta_2 \left( \frac{\alpha_s(\mu^2)}{\pi} \right)^2}{\beta_0 + \beta_1 \frac{\alpha_s(\mu_0^2)}{\pi} + \beta_2 \left( \frac{\alpha_s(\mu_0^2)}{\pi} \right)^2} \tag{7}$$

In order to compute the modified cross section up to NNLO the mismatch of the individual terms of the effective Lagrangian of Eq. (1) with respect to the  $\delta$  term has been taken into account properly supplemented by the NNLL scale dependence of the Wilson coefficient  $c_g$ , while the finite NLO quark mass terms have been added at fixed NLO to the SM part and the interference terms between the quark loops and the novel coupling  $c_g(\mu_R^2)$ . This yields a consistent determination of the gluon-fusion cross section up to NNLO including the dimension-6 operators that lead to a rescaling of the top, bottom and charm Yukawa couplings and the point-like  $Hgg$  coupling parametrized by  $c_g(\mu_R^2)$ .

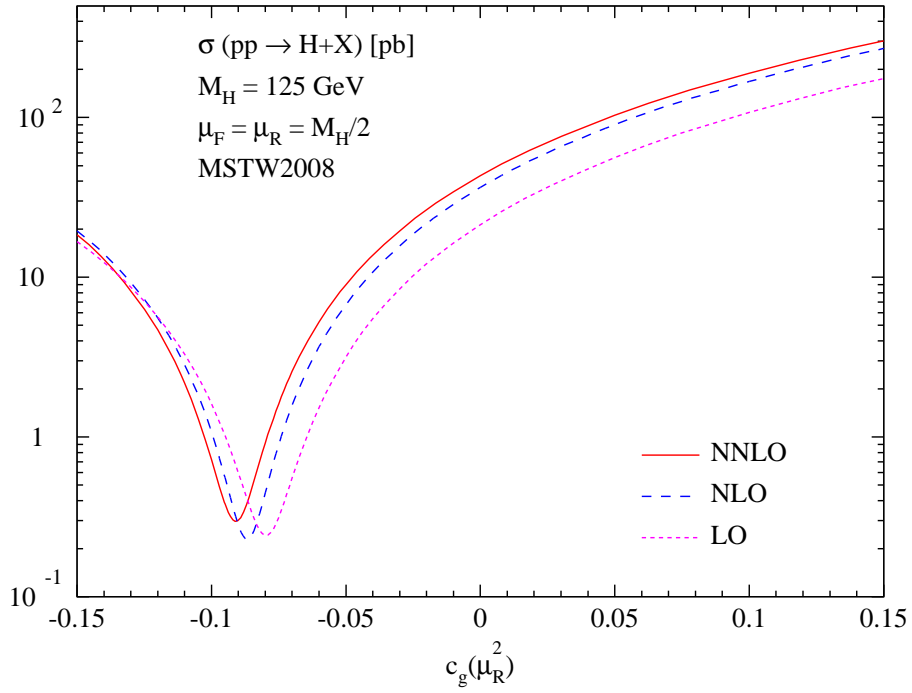
The results are implemented in the present version 4.34 of Higl<sub>u</sub> [265, 266] which is linked to Hdecay [267, 268] (version 6.51) and allows to choose the usual SM Higgs input values in the separate input files `higlu.in` and `hdecay.in`. In addition in `higlu.in` the rescaling factors  $c_{t,b,c}$  and the point-like Wilson coefficient  $c_g(\mu_0^2)$  can be chosen with the corresponding input scale  $\mu_0$ . In this way Higl<sub>u</sub> provides a consistent calculation of the gluon-fusion cross section up to NNLO QCD including dimension-6 operators. More detailed information about the input files `higlu.in` and `hdecay.in` can be found as comment lines at the beginning of the main Fortran files `higlu.f` and `hdecay.f`. The pole masses for the bottom and charm quarks are computed from the  $\overline{\text{MS}}$  input values  $\overline{m}_b(\overline{m}_b)$  and  $\overline{m}_c(3 \text{ GeV})$  with N<sup>3</sup>LO accuracy internally according to the recent recommendation of the LHC Higgs Cross Section Working Group [269].

### 3 Results

The results for the total cross sections at LO, NLO and NNLO are shown in Fig. 1 as a function of the novel point-like Higgs coupling  $c_g(\mu_R^2)$  where we identified the scale with the renormalization scale. The renormalization and factorization scales  $\mu_R$  and  $\mu_F$  have been identified with  $M_H/2$  which for simplicity is also chosen as the input scale  $\mu_0$  of the chosen value of  $c_g(\mu_0)$ . For the parton densities the MSTW2008 sets have been adopted according to the order of the calculation. The strong coupling constants have been chosen accordingly, i.e.  $\alpha_s(M_Z) = 0.13939$  (LO),  $0.12018$  (NLO),  $0.11707$  (NNLO). The quark masses have been taken as  $m_t = 172.5 \text{ GeV}$ ,  $\overline{m}_b(\overline{m}_b) = 4.18 \text{ GeV}$  and  $\overline{m}_c(3 \text{ GeV}) = 0.986 \text{ GeV}$ . They are converted to the corresponding pole masses used in our calculation with N<sup>3</sup>LO accuracy. Fig. 1 shows that there is a strong dependence of the cross section on  $c_g$  and large destructive or constructive interference effects depending on the sign and size of  $c_g$ . The total cross section is minimal where  $c_g$  nearly cancels the quark-loop contributions of the SM Higgs case. This minimum shifts from order to order due to the different QCD corrections taken into account in the effective Lagrangian of Eq. (1) and from the residual mass terms of the explicit calculation. This is reflected by a large variation of the K factor, defined as the (N)NLO cross section divided by the LO one and shown in Fig. 2, close to the range of minimal cross sections. In addition the K factor varies with  $c_g$  due to the mismatch of QCD corrections in the effective Lagrangian of Eq. (1) and the finite quark mass effects taken into account at NLO. The SM value can be read off for  $c_g(\mu_R^2) = 0$ .

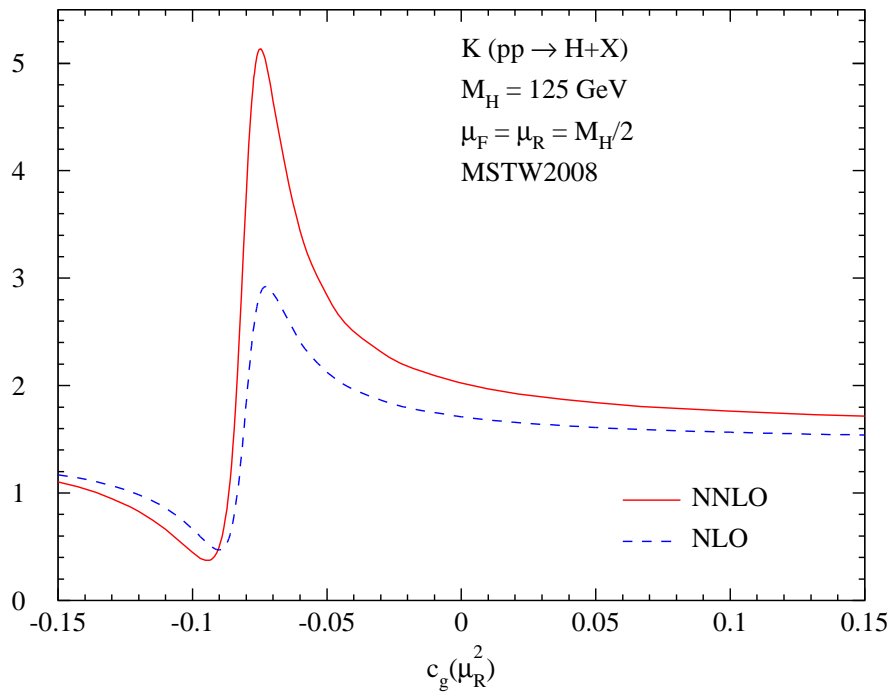
### Acknowledgments

The work of M.S. is supported in part by the Research Executive Agency (REA) of the European Union under the Grant No. PITN-GA-2012-316704 (Higgstools).



**Figure 1:** Total Higgs boson production cross section via gluon fusion for a non-linear parametrization of New Physics effects as a function of the novel point-like Higgs coupling to gluons  $c_g(\mu_R^2)$ . MSTW2008 parton densities have been adopted with  $\alpha_s(M_Z) = 0.13939$  (LO),  $0.12018$  (NLO),  $0.11707$  (NNLO).





**Figure 2:** K factor of the Higgs boson production cross section via gluon fusion for a non-linear parametrization of New Physics effects as a function of the novel point-like Higgs coupling to gluons  $c_g(\mu_R^2)$ . MSTW2008 parton densities have been adopted with  $\alpha_s(M_Z) = 0.13939$  (LO), 0.12018 (NLO), 0.11707 (NNLO).

# Contribution 10

## HEFT at higher orders for LHC processes

*M. Mühlleitner, V. Sanz and M. Spira*

### Abstract

We discuss Higgs Effective Theories (HEFT) for LHC processes with respect to higher-order QCD and electroweak corrections. Particular attention is paid to the impact of residual uncertainties on the accuracies that can be achieved in measurements of the Wilson coefficients of the HEFT operators at the LHC.

### 1 Introduction

The properties of the scalar particle discovered at the LHC [92, 93] are consistent [27, 270–274] with the Standard Model (SM) Higgs boson [94–98]. In order to introduce deviations from the SM Higgs boson properties either explicit models beyond the SM can be analyzed, or in a systematic and model-independent way higher-dimension operators can be introduced that parametrize New Physics (NP) at high-energy scales that is integrated out [275–278]. This can be performed either in a weakly interacting case in terms of the SILH Lagrangian [258] or in the case of strongly-interacting NP in terms of a non-linear effective composite-Higgs Lagrangian [136, 279–286]. Both lead, after canonical normalization of all states, couplings and masses, to a phenomenological Lagrangian. In unitary gauge the part relevant for QCD-induced Higgs production at the LHC is given by (in the heavy top-quark limit)

$$\mathcal{L}_{eff} = \frac{\alpha_s}{\pi} \left\{ \left[ \frac{c_t}{12}(1 + \delta) + c_g \right] \frac{H}{v} + \left[ \frac{c_{tt}(1 + \delta) - c_t^2(1 + \eta)}{12} + c_{gg} \right] \frac{H^2}{2v^2} \right\} G^{a\mu\nu} G_{\mu\nu}^a - c_3 \frac{\lambda v}{6} H^3 \quad (1)$$

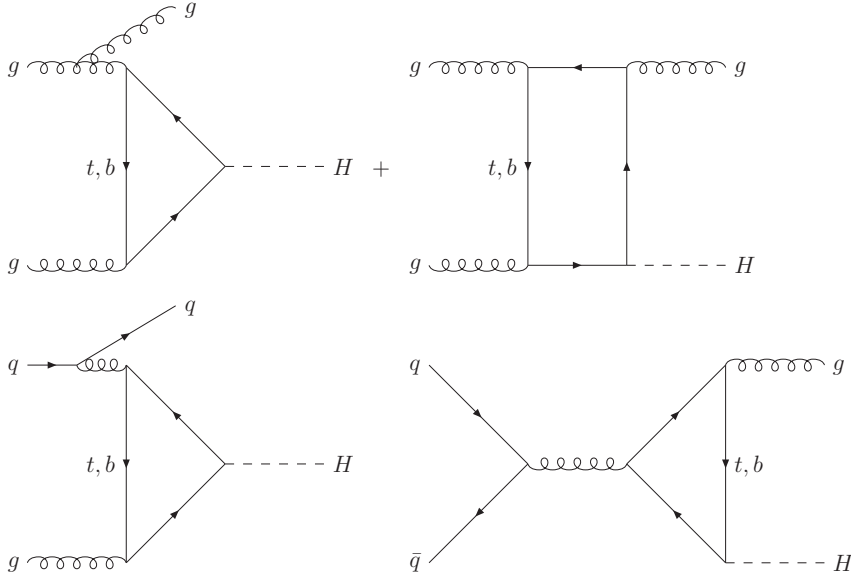
with the QCD corrections [239, 253–255, 287]

$$\begin{aligned} \delta &= \delta_1 \frac{\alpha_s}{\pi} + \delta_2 \left( \frac{\alpha_s}{\pi} \right)^2 + \delta_3 \left( \frac{\alpha_s}{\pi} \right)^3 + \mathcal{O}(\alpha_s^4) \\ \delta_1 &= \frac{11}{4} \\ \delta_2 &= \frac{2777}{288} + \frac{19}{16} L_t + N_F \left( \frac{L_t}{3} - \frac{67}{96} \right) \\ \delta_3 &= \frac{897943}{9216} \zeta_3 - \frac{2761331}{41472} + \frac{209}{64} L_t^2 + \frac{2417}{288} L_t \\ &\quad + N_F \left( \frac{58723}{20736} - \frac{110779}{13824} \zeta_3 + \frac{23}{32} L_t^2 + \frac{91}{54} L_t \right) + N_F^2 \left( -\frac{L_t^2}{18} + \frac{77}{1728} L_t - \frac{6865}{31104} \right) \\ \eta &= \eta_1 \frac{\alpha_s}{\pi} + \eta_2 \left( \frac{\alpha_s}{\pi} \right)^2 + \mathcal{O}(\alpha_s^3) \\ \eta_1 &= \delta_1 \\ \eta_2 &= \delta_2 + \frac{35 + 16N_F}{24} \end{aligned} \quad (2)$$

where  $L_t = \log(\mu_R^2/M_t^2)$  with  $\mu_R$  denoting the renormalization scale and  $M_t$  the top quark pole mass. The gluon field strength tensor is represented by  $G^{a\mu\nu}$ , the strong coupling constant by  $\alpha_s$  with five active flavors, the electroweak vacuum expectation value by  $v$ , the trilinear Higgs self-coupling by  $\lambda = 3M_H^2/v^2$  and the physical Higgs field by  $H$ . The contributions of dimension-6 operators are absorbed in the rescaling factors  $c_t, c_3$  for the top Yukawa coupling and the trilinear Higgs self-interaction and the novel couplings  $c_g, c_{gg}$  and  $c_{tt}$  denoting the point-like  $Hgg, HHgg$  and  $HHt\bar{t}$  couplings, i.e. deviations from their SM values  $c_t = c_3 = 1$  and  $c_g = c_{gg} = c_{tt} = 0$  originate from dimension-6 operators. The contribution of the chromomagnetic dipole operator [256, 257] is not included.

## 2 Higgs transverse-momentum spectrum

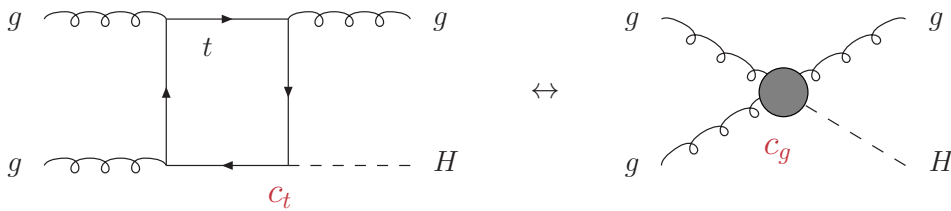
Inclusive Higgs boson production via gluon fusion  $gg \rightarrow H$  exhibits a degeneracy between the top Yukawa coupling  $c_t$  and the novel point-like Higgs coupling to gluons, parametrized by  $c_g$ . Thus, the consistency of the measured Higgs production rate with the SM prediction can only constrain a linear combination of these two couplings. This degeneracy can be resolved by either measuring the contributions of  $c_t$  and  $c_g$  in other production processes, as e.g.  $t\bar{t}H$  production, or by investigating exclusive distributions. One of the first observables allowing for a disentanglement of the two contributions is offered by the Higgs transverse-momentum distribution at large  $p_T$  in gluon fusion that is dominantly mediated by gluon fusion  $gg \rightarrow Hg$  (see Fig. 1). First studies in this direction have been performed in [288–296].



**Figure 1:** Generic diagrams for Higgs production in association with a jet via gluon fusion at leading order mediated by top and bottom triangle loops generated by  $gg, gq, q\bar{q}$  initial states.

The NLO corrections to the  $p_T$ -distribution are only known in the limit of a heavy top quark [297–304] supplemented by subleading terms in the inverse top mass at NLO [305]. As for the inclusive cross section the QCD corrections are large and positive. Recently the NNLO QCD corrections to the  $p_T$  distribution have been derived in the heavy top limit yielding a further moderate increase of  $\sim 30\%$  [221, 306–309], thus corroborating a reliable perturbative behavior.

Since the pure LO and NLO results diverge for  $p_T \rightarrow 0$ , the small  $p_T$  region requires a soft gluon resummation for a reliable prediction. This resummation has been performed systematically for the top quark loops in Refs. [310–328], neglecting finite top mass effects at NLO. Soft gluon effects factorize, so that the top mass effects at small  $p_T$  are well approximated by the LO mass dependence for small Higgs masses [329–331]. Since the top-loop contribution dominates the cross section for the SM Higgs boson, the only limiting factor of the NLO+NNLL result is thus the heavy-top approximation of the NLO corrections which affects the whole  $p_T$  range for large Higgs masses and the large  $p_T$  region in particular for all Higgs masses. It has been shown that the subleading NLO terms in the inverse top mass affect the  $p_T$  distribution by less than 10% for  $p_T \lesssim 300$  GeV, if the full LO mass dependence is taken into account [305]. Recently the theoretical predictions have been extended to the inclusion of dimension-6 operators [332].

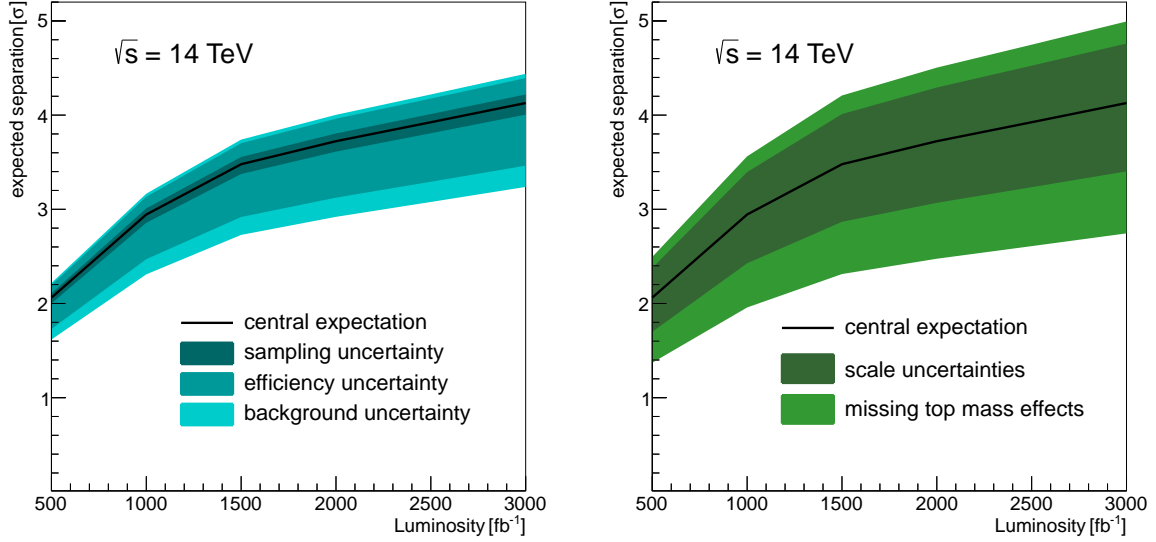


**Figure 2:** Typical diagrams for Higgs production in association with a jet via gluon fusion at leading order for the different contributions of top loops and the novel point-like Higgs coupling  $c_g$  to gluons.

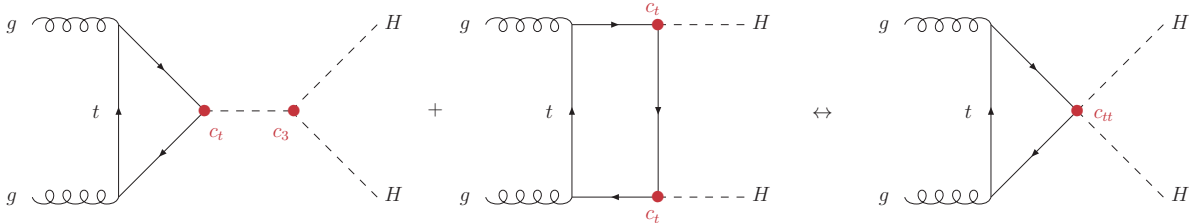
As a first step towards the analysis of the future LHC potential to disentangle the contributions of the top Yukawa coupling and the novel point-like coupling  $c_g$  an investigation about the discrimination power between a pure top-induced and a pure  $c_g$ -induced  $p_T$  distribution has been performed [296], as displayed diagrammatically in Fig. 2, taking into account systematic experimental and theoretical uncertainties. The latter are dominated by scale uncertainties beyond NLO and the missing top mass effects at NLO. The final result is presented in Fig. 3 for the expected significance of the separation between both scenarios as a function of the LHC luminosity. First it can be inferred that a separation of up to  $4\sigma$  can be achieved at the HL-LHC, provided, however, that in particular the significant theoretical uncertainties will be reduced considerably. It is clearly visible that a full NLO calculation including top mass effects is required to reach this goal and the inclusion of the NNLO corrections is necessary to reduce the residual scale dependence. This signals that the uncertainties of the SM contribution are the limiting factor for the sensitivity of the Higgs  $p_T$  distribution to BSM effects.

### 3 Higgs boson pair production

Higgs boson pair production provides the first process sensitive to the trilinear Higgs self-interaction  $\lambda$  at the LHC [333, 334]. The dominant process is mediated by gluon fusion  $gg \rightarrow HH$  (see Fig. 4). The LO cross section for SM Higgs boson pairs has been calculated a long time ago [335, 336]. The NLO QCD corrections in the limit of heavy top quarks have been obtained in Ref. [337]. They enhance the cross section considerably, nearly doubling the production rate. Subleading NLO top mass effects [338–340] and NNLO QCD corrections [287, 341, 342] have been obtained recently in the heavy top-quark limit. The NLO heavy top mass effects have been calculated in terms of an expansion of the total cross section in inverse powers of the top mass. They modify the NLO cross section by about 10%. At NNLO



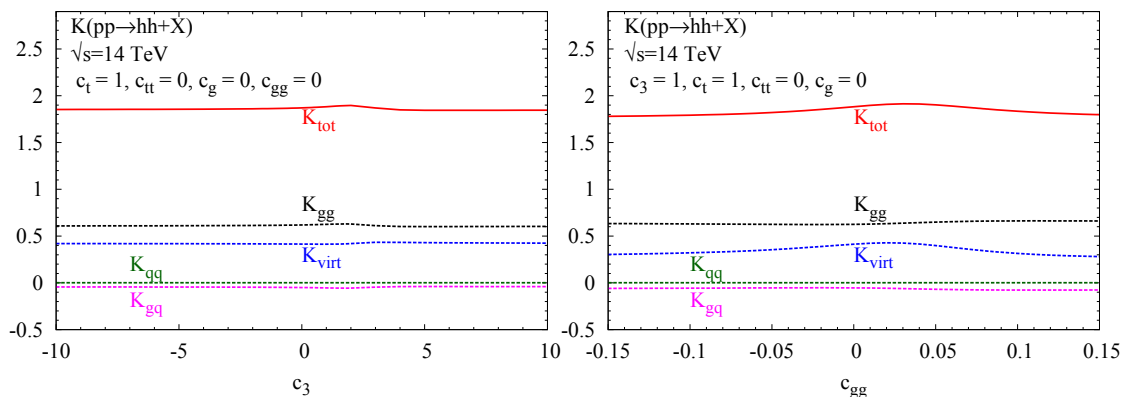
**Figure 3:** Expected sensitivity vs. integrated luminosity. The experimental uncertainties (left) are combined quadratically, the theoretical uncertainties (right) are added linearly [296].



**Figure 4:** Typical diagrams for top-loop induced contributions to Higgs pair production via gluon fusion at leading order for the different contributions of top and bottom loops for the SM part (first two diagrams) and the novel point-like Higgs coupling  $c_{tt}$  to gluons in the last diagram.

top mass effects have been estimated to  $\sim 5\%$  [343]. The NNLO QCD corrections in the heavy top-quark limit increase the cross section by about 20% and signalize a significant reduction of the theoretical uncertainties as inferred from the reduced factorization and renormalization scale dependence. Very recently these calculations have been supplemented by the resummation of soft and collinear gluon effect up to the NNLL level [344,345]. The total theoretical uncertainty of the production cross section is estimated in the range of about 10% for the scale and PDF+ $\alpha_s$  uncertainties [345]. This is increased to the level of 20% due to the missing top mass effects at NLO. This implies that only BSM effects larger than about 20% on the total cross section will be visible with the present state of the art. A significant reduction of this margin is expected by the NLO calculation including the full top mass effects.

Starting from the SM Higgs result in the heavy top mass limit the contributions of dimension-6 operators beyond the SM have been determined up to NLO QCD [346] based on the effective Lagrangian of Eq. (1). There are correlations between all novel couplings of the Lagrangian in Eq. (1) and the trilinear Higgs coupling  $\lambda$ , as e.g. emerging from the last diagram in Fig. 4 due to the novel  $HHtt$  coupling  $c_{tt}$ . The cross section develops a large dependence on the anomalous couplings of the dimension-6 operators implemented in the Lagrangian of Eq. (1), i.e. it can



**Figure 5:** K-factors of Higgs boson pair production via gluon fusion as function of the dimension-6 Wilson coefficients  $c_3$  of the trilinear Higgs self-coupling and  $c_{gg}$  of the novel point-like  $HHgg$  coupling [346] for a Higgs mass  $M_H = 125$  GeV.

vary by about an order of magnitude while respecting the present constraints on all dimension-6 Wilson coefficients. However, the K-factors defined as the ratio between the NLO and LO cross sections only show a small dependence on the dimension-6 Wilson coefficients, i.e. the K-factor agrees with the corresponding SM K-factor within a couple of per cent as shown for two examples in Fig. 5. This behavior originates from the dominance of soft and collinear gluon effects so that this mild dependence of the K-factor is expected to persist also at higher orders. On the other hand the results show the necessity to include higher-order corrections also to the BSM part of the cross sections, since the NLO QCD corrections are very large for Higgs boson pair production via gluon fusion. These conclusions are also valid for non-linear composite Higgs models as demonstrated in the recent work [347] at NLO with the result that the K-factor only develops a small dependence on the specific Higgs non-linearities for a broad range of the composite Higgs-model parameters.

#### 4 Associated Higgs boson production with intermediate vector bosons

The production of the Higgs in association with a massive vector boson provides an excellent probe of the structure of the Higgs couplings, and as a consequence of the sector responsible for electroweak symmetry breaking. The Higgs in this channel recoils against a vector boson, which extends the range of energy flowing into the coupling with respect to leading-order gluon fusion, where  $\sqrt{\hat{s}} \simeq M_H$ . In  $VH$  production ( $V = W, Z$ ), the invariant mass of the system gives a measure of the partonic energy  $\sqrt{\hat{s}} \simeq m_{VH}$ , hence the most sensitive probes of new physics are the bins of high invariant mass or, similarly, high  $p_{T,H}$  or  $p_{T,V}$ .

The enhanced sensitivity to new physics from the last bins is a common-place occurrence when dealing with heavy new physics, and suffers from sources of theoretical and experimental uncertainties in these kinematic regions<sup>1</sup>. In particular, higher-order Standard Model effects, which may be sub-leading in accounts of the total rates, may be enhanced in the kinematic regions one focuses on to obtain limits on new physics.

Specifically, at high- $p_T$  and invariant mass, the effects of SM higher-order QCD and EW

<sup>1</sup>Note that in regions of high-momentum transfer the approach of parametrizing new physics effects in terms of an effective theory may not be valid. Several approaches are taken to deal with this issue, including comparisons with UV models [348–350] or a restriction of the number of bins dedicated to EFT analyses.

effects may mimic the kind of raise one would expect from a new physics effect. Therefore, we require an understanding of these SM effects to the same level as the size of new physics effects we are looking for, as well as higher-order calculations involving mixed SM and new physics effects. Moreover, these calculations need to be incorporated in an MC simulation, in order to perform simulations and compare showering schemes, another source of systematic uncertainties.

The effect of QCD effects at NLO is rather straightforward though [351, 352]. QCD effects in  $VH$  production factorize, and one can sketch the factorization as follows [352]. Consider an amplitude involving two partons ( $p_{1,2}$ ) leading to a final state with the Higgs  $H$  and a vector boson  $V$

$$\mathcal{A}_j(p_1 + p_2 \rightarrow V_1(\rightarrow H + V_2) + X) = \mathcal{J}_{SM}^\mu(p_1, p_2, V_1, X) P_{\mu\nu}^{V_1}(P_{12X}) V_\Lambda^\nu(V_2, H), \quad (3)$$

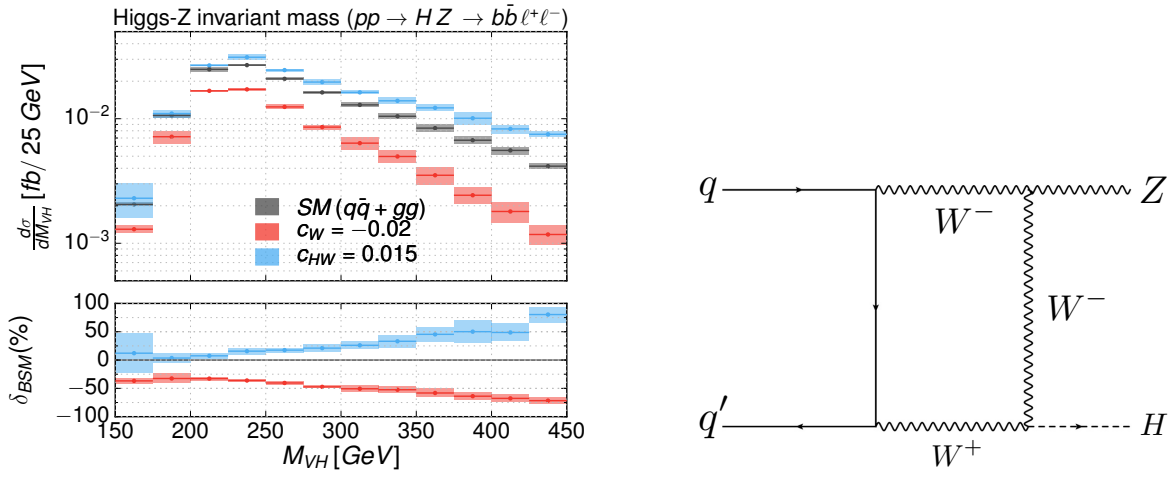
where  $j$  denotes the total number of initial- and final-state particles including the vector-boson decays and  $P_{12X}$  is the total momentum of the virtual vector boson  $V_1$ . Here  $\mathcal{J}_{SM}^\mu(p_1, p_2, V_1, X)$  represents the production of a chiral current in the SM including QCD corrections, so that if  $j = 5$  then  $X = 0$ , whereas for the real emission amplitude  $j = 6$  and  $X$  corresponds to the emission of an additional gluon. The second current  $V_\Lambda^\nu(V_2, H)$  corresponds to the splitting of the initial vector boson  $V_1$  into  $V_2$  and  $H$ , with the subsequent decays of  $V_2$  to leptons included. The current  $V_\Lambda^\nu(V_2, H)$  contains the SM plus possible new physics effects at a typical cut-off scale  $\Lambda$ . Finally, the two currents are connected by a vector boson propagator  $P_{\mu\nu}^{V_1}$ . Note that this procedure is not valid when considering Higgs or vector boson decays with relevant higher-order QCD corrections to new physics effects, e.g. when the decay  $H \rightarrow b\bar{b}$  is affected by new physics.

In Fig. 6 we show the effect of new physics in the invariant mass distribution, with the new physics parametrization in terms of an effective field theory and the coefficients  $\bar{c}_{HW}$  and  $\bar{c}_W$  defined in [353]. This figure is an improved NLO QCD calculation, implemented in POWHEG [107] and showered through PYTHIA8 [82], and it also contains the gluon-initiated contribution to  $HZ$ . Promoting the distribution from LO to NLO QCD is responsible for a change of the order of  $\mathcal{O}(30\%-50\%)$ , see Ref. [352] for more details.

A more subtle question concerns higher-order EW effects, where *a priori* no factorization is possible. Electroweak effects include diagrams as shown in the right panel of Fig. 6, where soft and collinear virtual vector bosons are attached to an on-shell external leg and which lead to the so-called *Sudakov logarithms*. These terms are enhanced by  $\log^2 \frac{\hat{s}}{m_V^2}$ , where  $m_V$  is the mass of the vector boson and  $\sqrt{\hat{s}}$  is the parton energy, and could be parametrically large at large momentum transfer – the region of interest for exploring new physics. In the case of diboson production, these corrections have been studied in detail (see e.g. Ref. [354] for a recent study) but more calculations need to be done for  $HV$ , as well as the implementation of those in an MC generator.

## Acknowledgments

The work of M.S. is supported in part by the Research Executive Agency (REA) of the European Union under the Grant No. PITN-GA-2012-316704 (Higgstools).



**Figure 6:** Left: Comparison of the SM and EFT predictions with values of the Wilson coefficients of  $\bar{c}_W = -0.02$  and  $\bar{c}_{HW} = 0.015$  in the EFT contribution for the distribution in the Higgs-Z invariant mass,  $m_{VH}$ . The relative deviation of the EFT benchmarks from the SM prediction,  $\delta_{BSM}$  in per cent is shown in the lower panel. Right: A typical diagram developing large Sudakov logarithms in the high-energy limit.



# Contribution 11

## Higgs pair production from New Physics at the LHC Run-II

*G. Cacciapaglia, H. Cai, A. Carvalho, A. Deandrea, T. Flacke, B. Fuks, D. Majumder and H.-S. Shao*

### Abstract

We consider Higgs pair production at the LHC from New Physics, focusing on two scenarios which are relevant for various extensions of the Standard Model: those containing vector-like quarks and those with new coloured scalars. Besides effects that can be described in the effective field theory approach, the Higgses can also be produced via decays of the heavy states. We present a first detailed study of cross sections and distributions at parton level. For the vector-like model, we also introduce a new MADGRAPH5\_AMC@NLO implementation at NLO in QCD.

## 1 INTRODUCTION

The couplings of the Higgs boson ( $h$ ) to other Standard Model (SM) particles and the Higgs boson self-couplings may be modified in presence of physics Beyond the Standard Model (BSM). In particular, at the LHC, they can give rise to unusual or otherwise rare topologies: in this preliminary study we will focus on pair production of two Higgs bosons which is a rare process within the SM and the only one to be sensitive to Higgs triple couplings (see for example [355]). We will focus on two scenarios with new coloured scalars or new Vector-like Quarks (VLQ). These types of states are common in many models of new physics, therefore hunting for the associated signals allows one to extract useful information about the possible BSM structure. For VLQs we consider in particular the possibility of dominant coupling to the Higgs boson and light quarks, a scenario that is rarely considered in the literature and that may occur in models where near degenerate states are present, or in models with derivative couplings which do not contribute to the Yukawa couplings of the quarks. We use a FEYNRULES model with implementation that is able to simulate processes at NLO in QCD, introduced and tested in this document. For the new coloured scalars, we study in particular the case of colour triplet pair production, focusing on cascade decays that give rise to a final state with two Higgs bosons and jets. In the two scenarios we selected, the dominant couplings to the Higgs implies that production of two Higgses may be the main channel where new physics effects show up.

Both ATLAS and CMS collaborations have conducted searches for di-Higgs production using the LHC proton-proton collision data at a centre-of-mass energy of 8 TeV [150, 356–361]. The SM prediction for the  $hh$  cross section is too small to be observable with the current dataset. However new physics processes can significantly increase the rate of  $hh$  signal, therefore they have been the focus of searches by the experimental collaborations. Results have been interpreted in terms of the minimal supersymmetric extensions of the standard model [150, 359], or two-Higgs-doublet-models [356, 359]. More exotic scenarios like radion or Kaluza-Klein graviton [362] and/or radions [363] (that are common ingredients of Randall–Sundrum models [364])

decaying to  $hh$  are also probed [356–358,361] over a wide range of masses of the proposed new particles. Both non-resonant and resonant production of  $hh$  in BSM would lead to a deviation in the invariant mass of the di-Higgs system,  $m_{hh}$ , from the SM prediction. In particular, the resonant production leads to a narrow localised excess in the  $m_{hh}$  distribution which is easy to detect in a classic “bump hunt”. The models we consider predict multiple channels which may produce a di-Higgs excess detectable through the  $m_{hh}$  spectrum, but not necessarily as a localised bump.

On the theory side, some previous studies considered the possibility of BSM di-Higgs production using a low energy effective field theory (EFT) approach [365,366]. However, if the new particles are light enough to be directly produced at the LHC the Higgs bosons may also come from decays of the heavy coloured states, thus having very different kinematic properties that will impact the search strategies. For comparison, a dedicated EFT treatment was made in [367]. While the main production mode in the SM is gluon fusion, the main channels in new physics models contain additional particles in the final state. In the VLQ scenario (Section 2), we will assume that the main coupling involves the Higgs and a light SM quark so that the heavy fermion decays nearly 100% into a Higgs plus a jet. We also present first results for cross section based on a QCD-NLO implementation of the VLQ model: for comparison, a recent NLO study in the EFT framework considering top quark partners can be found in [347]. In the scalar case (Section 3), we consider scenarios where two such scalars mix via the couplings to the Higgs so that the heavier one dominantly decays into the lighter one plus a Higgs, while the low mass one decays into a pair of jets. Finally, in Section 4 we present preliminary results of distributions obtained via a LO simulation at parton level.

## 2 VECTOR-LIKE QUARK MODEL

### 2.1 MODEL DESCRIPTION

Vector-like quarks play a special role in new physics as they are present in extensions of the SM such as extra-dimensional [368] and Little-Higgs [134] models, and composite-Higgs models with partial compositeness [369]. In general, VLQs interact with both the  $W$  and  $Z$  gauge bosons and with the Higgs boson, in vertices involving the SM quarks [131, 370]. At the LHC, the production of the VLQs occurs in pairs, typically through QCD processes, or singly, through electroweak processes. Pair-production cross-sections decrease faster with increasing VLQ mass than single production ones, due to parton luminosity and phase space effects. Extensive searches in the pair production mode have been performed at the LHC Run-I, especially focusing on decays into third generation quarks [371], with bounds close to 1 TeV for both ATLAS [116, 118, 119] and CMS [124–128]. Recent searches in the single production channel have also been performed by ATLAS [121, 123]. The preference for third generation couplings is based on composite Higgs models (see for instance Refs. [372–379]) and the special role played by the top quark in connection to its large mass and coupling to the Higgs boson. However, although sizeable couplings to light quarks are still allowed by indirect constraints [380–382], only few dedicated searches are available [120]. Furthermore, single production can play a growing important role in the high-mass range, especially when couplings to light quarks are involved [383]. On the theory side, recent explorations of VLQs can be found in Refs. [384–386]. The ratios of couplings to the  $W$ ,  $Z$  and Higgs bosons typically depend on the representation under the electroweak symmetry which the VLQ belongs to, however the simplicity of the coupling structure allows for simple parameterisations. In order to describe couplings to all SM families in a handy and model-independent way, a parameterisation was

first formulated in a previous Les Houches meeting [387], and then used to calculate single production rates at the leading order (LO) accuracy [388].

In this contribution, we study VLQ direct production at the LHC, as well as effects that are induced when either a pair of Higgs bosons or an associated pair of a Higgs boson and a VLQ are produced, possibly exchanging virtual VLQ states. To this aim, we use a FEYNRULES [33] implementation able to describe the dynamics of usual VLQs carrying the same electric charge as the Standard Model bottom and top quarks,  $B$  and  $T$ , as well as of exotically charged  $X$  and  $Y$  fermionic states whose electric charges are  $Q = 5/3$  and  $-4/3$  respectively. The (gauge-invariant) kinetic and mass terms for these fields are given by

$$\mathcal{L}_{\text{kin}} = i\bar{Y}\not{D}Y - m_Y\bar{Y}Y + i\bar{B}\not{D}B - m_B\bar{B}B + i\bar{T}\not{D}T - m_T\bar{T}T + i\bar{X}\not{D}X - m_X\bar{X}X, \quad (1)$$

where the covariant derivatives are

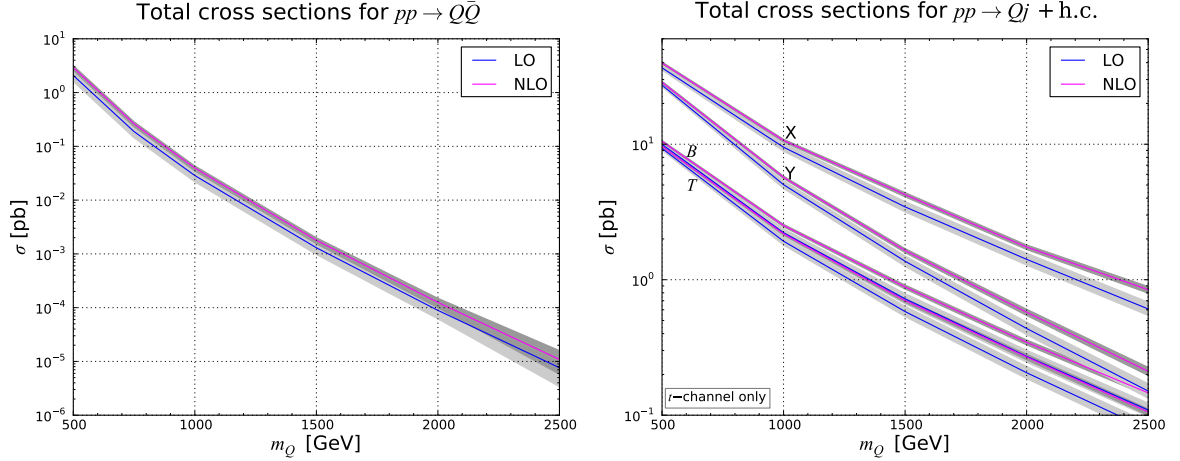
$$D_\mu = \partial_\mu - ig_s T_a G_\mu^a - iQeA_\mu. \quad (2)$$

In our notation,  $g_s$  and  $e$  denote the strong and electromagnetic coupling constants,  $G_\mu$  and  $A_\mu$  the gluon and photon fields,  $T_a$  the fundamental representation matrices of  $SU(3)$  and  $Q$  the electric charge operator. As the new quarks need to belong to complete representations of the weak isospin group  $SU(2)_L$ , they also couple, with flavour-violating couplings involving one VLQ and one SM quark, to the  $W$ ,  $Z$  and Higgs bosons. The most general effective model able to describe the related phenomenology is parameterised by the Lagrangian

$$\begin{aligned} \mathcal{L}_{\text{eff}} = & \frac{\sqrt{2}g}{2} \left[ \bar{Y}\not{W} \left( \kappa_L^Y P_L + \kappa_R^Y P_R \right) d + \bar{B}\not{W} \left( \kappa_L^B P_L + \kappa_R^B P_R \right) u \right. \\ & + \left. \bar{T}\not{W} \left( \kappa_L^T P_L + \kappa_R^T P_R \right) d + \bar{X}\not{W} \left( \kappa_L^X P_L + \kappa_R^X P_R \right) u \right] \\ & + \frac{g}{2c_W} \left[ \bar{B}\not{Z} \left( \tilde{\kappa}_L^B P_L + \tilde{\kappa}_R^B P_R \right) d + \bar{T}\not{Z} \left( \tilde{\kappa}_L^T P_L + \tilde{\kappa}_R^T P_R \right) u \right] \\ & - h \left[ \bar{B} \left( \hat{\kappa}_L^B P_L + \hat{\kappa}_R^B P_R \right) d + \bar{T} \left( \hat{\kappa}_L^T P_L + \hat{\kappa}_R^T P_R \right) u \right] + \text{h.c.}, \quad (3) \end{aligned}$$

where  $g$  stands for the weak coupling,  $c_W$  for the cosine of the weak mixing angle and we denote the physical Higgs boson by  $h$ , and the charge  $-1/3$  and  $2/3$  partners in the mass eigenbasis by  $B$  and  $T$ . Moreover, all  $\kappa$ ,  $\tilde{\kappa}$  and  $\hat{\kappa}$  coupling strengths are organised in terms of tridimensional vectors in flavour space. In our FEYNRULES implementation, the numerical values of the elements of these vectors can be provided via the Les Houches blocks KYLW ( $\kappa_L^Y$ ), KYRW ( $\kappa_R^Y$ ), KBLW ( $\kappa_L^B$ ), KBRW ( $\kappa_R^B$ ), KTLW ( $\kappa_L^T$ ), KTRW ( $\kappa_R^T$ ), KXLW ( $\kappa_L^X$ ), KXRW ( $\kappa_R^X$ ), KBLZ ( $\tilde{\kappa}_L^B$ ), KBRZ ( $\tilde{\kappa}_R^B$ ), KTLZ ( $\tilde{\kappa}_L^T$ ), KTRZ ( $\tilde{\kappa}_R^T$ ), KBLH ( $\hat{\kappa}_L^B$ ), KBRH ( $\hat{\kappa}_R^B$ ), KTLH ( $\hat{\kappa}_L^T$ ) and KTRH ( $\hat{\kappa}_R^T$ ).

The main difference between the above Lagrangian and the one proposed in Ref. [387] is the absence of a mass dependent factor in the Higgs couplings. This new choice is motivated by the wish of being able to extend the implementation so that it could be used for calculations at the next-to-leading order (NLO) accuracy in QCD, in a fully automated framework starting from the sole input of the model Lagrangian. In the current implementation, and in contrast to the previous one, the renormalisation of the interactions of the Higgs boson with the new and SM quarks is independent of the renormalisation of the VLQ mass. Thus, this choice leads to a consistent modelling at the NLO QCD level. A mass-dependent coupling strength would indeed not allow for the cancellation of all ultraviolet divergences appearing at the one-loop level.



**Figure 1:** LO and NLO QCD inclusive cross sections for different production processes involving vector-like quarks in the context of proton-proton collisions at a centre-of-mass energy of 13 TeV. The results are presented together with the associated theoretical uncertainties obtained from a quadratic sum of the scale and PDF uncertainties. We consider VLQ pair production (left panel) and single production in association with a jet (right panel) for a benchmark scenario defined in the text.

In order to generate a model library that could be used for NLO predictions, we have made use of the NLOCT program [389] to automatically calculate all the ultraviolet and  $R_2$  counterterms of the model that are necessary for NLO calculations in QCD within the MADGRAPH5\_AMC@NLO framework [53]. The latter provides a general platform for computing (differential) observables within many BSM theories [390, 391]. More precisely, virtual contributions are evaluated within MADLOOP using the Ossola-Papadopoulos-Pitau technique [392–394] and combined with real contributions through MADFKS, employing the FKS subtraction method [395, 396]. Although this will not be used for this work, the matching to parton showers can be achieved with the MC@NLO method [397].

## 2.2 SINGLE AND PAIR PRODUCTION OF VLQs AT THE NLO ACCURACY IN QCD

In this section, we make predictions both at the LO and NLO accuracy in QCD for the single and pair production of VLQs. Our results include the theoretical uncertainties stemming from scale and parton distribution variations. For the central values, we set the renormalisation and factorisation scales to the average transverse mass of the final state particles and use the NLO NNPDF 3.0 set of parton distributions [398] that we have accessed via the LHAPDF 6 library [399]. Scale uncertainties are derived by varying both scales independently by factors of two up and down, and the PDF uncertainties have been extracted following the NNPDF recommendations [400]. Both scale and PDF uncertainties have then been added in quadrature.

In Figure 1, we present results both for the production of a pair of VLQs (left panel) and the associated production of a single VLQ with a jet (right panel). In the first case, we are in the context of a pure QCD process,  $pp \rightarrow Q\bar{Q}$ , where only QCD vertices are involved for the quark partners  $Q \in (Y, B, T, X)$ . Therefore, the cross section is the same for all four VLQ species. The results for the production of a pair of VLQs can be considered as a validation of our implementation. The genuine NLO effects can be described within a global  $K$ -factor, defined

as the ratio of the NLO to the LO predictions, and they yield an enhancement of the total rate by about 40% for the entire probed VLQ mass range. Equivalently, we have roughly  $K \sim 1.4$  for  $M_Q \in [500, 2500]$  GeV. The corresponding theoretical uncertainties are however sizeably reduced at the next-to-leading order accuracy, in particular for small VLQ masses where the precision increases from 20-30% to about 10%. For larger values of  $M_Q$ , the uncertainties are larger both at the LO (being of about 30-60%) and at the NLO (being of about 10-40%). Their reduction is here tamed by their dominant PDF component as larger Bjorken- $x$  values are probed, which corresponds to a regime where the PDFs are not so accurately known. We recall that in both the LO and NLO cases, the same NLO fit of the NNPDF collaboration has been used. This choice is a consequence of the poor quality of the NNPDF LO fit that is thus barely reliable. As the same set of parton density is used in both the LO and NLO cases, the related uncertainties are comparable in magnitude. We have also verified that for  $M_Q = M_t$ , the predictions obtained using our model implementation agree with NLO QCD results in the context of top pair-production.

Turning to single VLQ production, we first setup a benchmark for our study, as this electroweak process depends on the details of the model. We fix the values of the  $\kappa$  and  $\tilde{\kappa}$  parameters following the guidelines provided in Ref. [388]. The  $\hat{\kappa}$  parameter is irrelevant in the context of single VLQ production with jets, as the light quark Yukawa couplings are negligible. Motivated by the fact that the VLQ electroweak couplings are typically chiral, we start by enforcing that all right-handed couplings are zero. We then set the remaining couplings so that the branching ratios of the  $B$  and  $T$  states into a  $Vj$  system are of 30%, 30% and 40% for  $V = W, Z$  and  $h$ . In addition, we normalise the mixing of the VLQ with the SM model quarks in a way such that the  $\zeta_i$  parameters of Ref. [388],

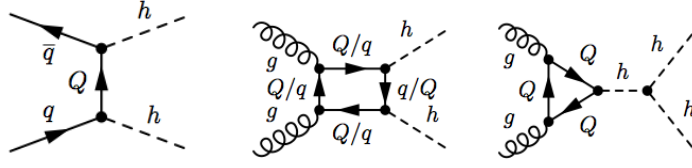
$$\zeta_i = \frac{|U_{L/R}^{4i}|^2}{\sum_{j=1}^3 |U_{L/R}^{4j}|^2}, \quad (4)$$

are given by  $\zeta_1 = \zeta_2 = 0.3$  and  $\zeta_3 = 0.4$ . In this last equation, the matrix  $U$  describes the mixing of the VLQ state with the SM quarks, so that in our benchmark scenario, the different VLQ states will predominantly couple to quarks of the third generation and equivalently couple to the lighter quark species. Finally, the overall coupling strengths to the quarks of the third generation have been taken equal to unity. Results for single VLQ production in association with a jet are shown on the right panel of Figure 1. For this case, only  $t$ -channel Born contributions have been retained and no generator-level cut has been applied on either the jet or the new quark. For low VLQ masses, the  $K$ -factor is found to be around unity, so that the NLO cross section is basically equal to the LO one. The associated theoretical uncertainties are however reduced by a factor of about two to the 1-2% level. For larger masses, the  $K$ -factor increases and reaches about 1.3 for  $M_Q = 2$  TeV. The related uncertainties are reduced to the 5% level, improving again the accuracy of the results by a factor of two when comparing with the LO predictions. In the chosen illustrative benchmark setup, single VLQ production cross sections turn out to be larger than the QCD pair production ones. However, such a statement is very model-dependent, it depends on the VLQ masses and mixing patterns.

### 2.3 VLQ-INDUCED DI-HIGGS PRODUCTION

In the following we focus on a peculiar scenario where the Standard Model is extended with one VLQ species that couples to a Higgs boson and a light quark. This situation may occur in models where near-degenerate states are present, like in the case where two doublets of VLQs





**Figure 2:** Representative Feynman diagrams illustrating the production of a pair of Higgs bosons in the presence of VLQs. The first diagram corresponds to the tree-level component that has not any counterpart in the SM, while the second and third diagrams are similar to the SM contributions after having replaced one or more of the internal quark  $q$  by a VLQ  $Q$ .

are considered [383, 401], or in composite models due to the effect of additional derivative couplings that do not contribute to the quark Yukawa interactions [402]. This type of scenarios allows, therefore, for the production of Higgs-enriched final states at the LHC [403]. In particular, the presence of the VLQ enhances the production of events featuring a Higgs boson pair, a process that will be widely searched for at the LHC Run-II. Illustrative Feynman diagrams are depicted in Figure 2.

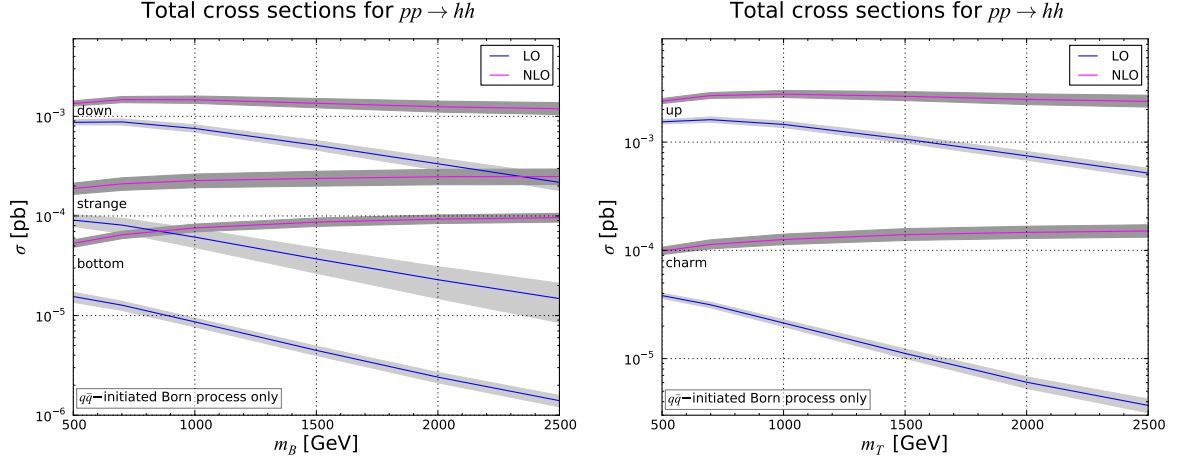
To focus on scenarios in which the only non-vanishing electroweak VLQ couplings are related uniquely to the Higgs, we set all the  $\kappa$  and  $\tilde{\kappa}$  parameters to zero (that are moreover irrelevant for di-Higgs production), and once again choose  $\hat{\kappa}_R = 0$  using the fact that VLQ couplings are typically chiral. The choice of chirality is known not to significantly affect the cross sections. In the following study, the only relevant couplings are the two vectors in flavour space  $\hat{\kappa}_L^B$  and  $\hat{\kappa}_L^T$ . We further simplify the modelling by allowing only one of these six couplings to be non-zero at a time. Such a coupling is typically connected to the mass of the VLQ via a mixing matrix entry,  $\hat{\kappa} \sim M_Q/v_{\text{SM}} U$  ( $v_{\text{SM}}$  being the Standard Model Higgs vacuum expectation value), whereas the couplings to the gauge bosons are typically given by the magnitude of the mixing  $\kappa \sim \tilde{\kappa} \sim U$  [388]. In other words, our new physics description implies that we will explore the mass dependence of the cross section by keeping the mixing between the SM quarks and the VLQs fixed<sup>1</sup>,

$$\hat{\kappa}_L^{T/B} = \kappa \frac{M_Q}{v_{\text{SM}}}, \quad (5)$$

with  $v_{\text{SM}} = 246$  GeV, and  $\kappa$  being a free parameter of the model.

The presence of a coupling to light quarks allows for a tree-level  $q\bar{q}$ -initiated subprocess that exhibits a  $t$ -channel VLQ exchange. At the LO, this contribution scales like  $\hat{\kappa}^4$  and the loop-induced SM contribution is usually negligible as the  $\hat{\kappa}$  parameter can be large. In Figure 3, we set  $\kappa = 0.2$  and study the NLO QCD corrections to this VLQ-induced Higgs pair production subprocess after removing intermediate resonant diagrams that are accounted for within the other processes investigated in this contribution. We observe a huge increase of the cross section when NLO corrections are included, in particular when the VLQ mass is large. In such parameter space region, the  $K$ -factor sometimes even reaches values larger than 50, which is due to several competing effects. First, the VLQ couplings to the Higgs boson and the relevant Standard Model quark is proportional to the VLQ mass and is thus much larger for heavy

<sup>1</sup>Another choice would be to define the mixing matrix as  $U \sim v_{\text{SM}}/M_Q$ , so that  $\hat{\kappa}$  is a constant while the gauge boson couplings would scale like  $1/M_Q$  [403]. However, typical corrections to low energy observables are only sensitive to the mixing angle, which can then be constrained independently of the value of the VLQ mass.

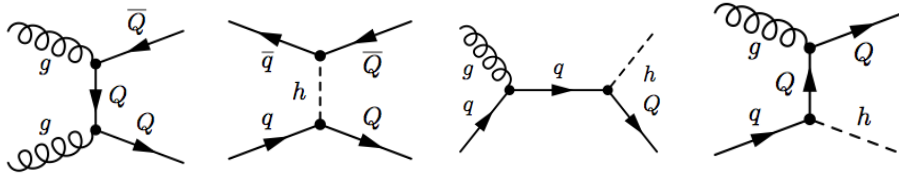


**Figure 3:** LO and NLO QCD inclusive cross sections for Higgs boson pair-production in the presence of VLQ and in the context of proton-proton collisions at a centre-of-mass energy of 13 TeV. Each curve corresponds to a given non-vanishing mixing between the VLQ and the Standard Model quark whose flavour is indicated on the figure. The results are presented together with the associated theoretical uncertainties obtained from a quadratic sum of the scale and PDF uncertainties. We set  $\kappa = 0.2$ .

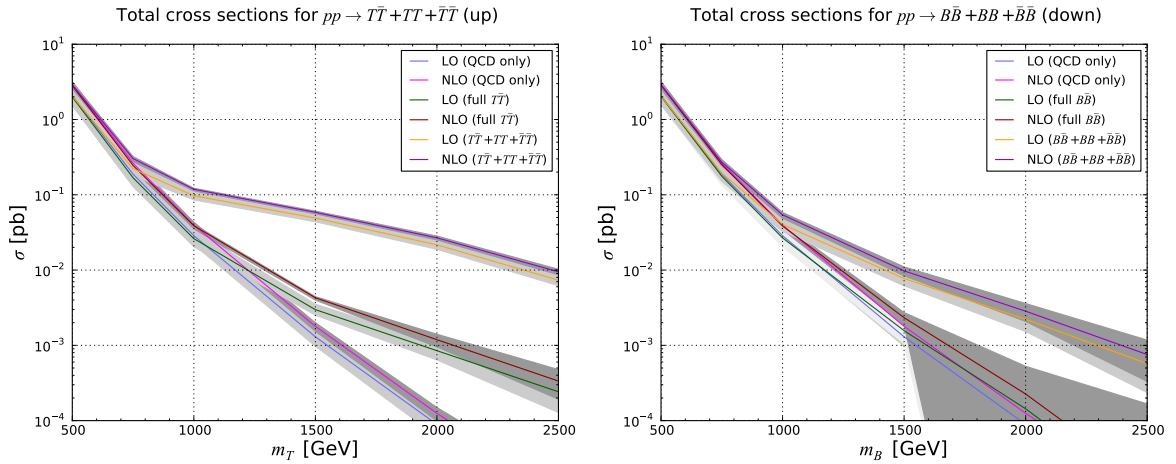
VLQ. We recall that the cross section depends on the fourth power on this parameter. Second, a new channel opens at NLO, where the final state is produced from a gluon and a quark initial state. This component of the NLO cross section turns to dominate by three orders of magnitude for heavy VLQs due to the gluon density in the proton. As a result, VLQ-mediated di-Higgs production total rate is more or less constant with the VLQ mass at the NLO QCD accuracy.

The total cross section turns out to be sizeable in particular for the case where the VLQ couples to the Higgs and a down-type or up-type quark, which is due to a PDF enhancement associated with the involvement of valence quarks in the process. In addition, for all cases, the usage of NLO results for the total rate is highly recommended, as the LO predictions are incorrect by more than one order of magnitude in a large fraction of the probed parameter space regions. Moving on with the study of the associated theoretical uncertainties, we observe that the latter are similar at the LO and NLO accuracy and range up to about 10%. This feature is once again related to the  $qg$  channel that opens at NLO.

As shown with the diagrams of Figure 2, we have also investigated loop-induced gluon fusion diagrams that have no tree-level counterpart. While the SM diagrams where only top quarks are running in the loops yield a negligible contribution compared to the  $t$ -channel  $q\bar{q}$ -initiated component studied so far, we have calculated the size of the effects related to the additional  $gg$ -initiated loop-diagrams. The results show that these are also small with respect to the  $q\bar{q}$  subprocess which contrast with the case where the VLQ are only coupling to the top quark and where there is no  $t$ -channel contribution at the tree-level. In this case, the production of a pair of Higgs bosons indeed proceeds, at the lowest order, via a loop-induced gluon fusion mechanism which is thus dominant. The phase space regions probed within the  $gg$ - and  $q\bar{q}$ -initiated subprocesses are however different, so that this channel will be included in the study performed in Section 4.1.



**Figure 4:** Representative Feynman diagram for pair and single VLQ production processes that lead to a di-Higgs plus jets final state. These extra jets originate from the VLQ decay  $Q \rightarrow qh$ . The adopted benchmark scenario has been described in the text. We set  $\kappa = 0.2$ .



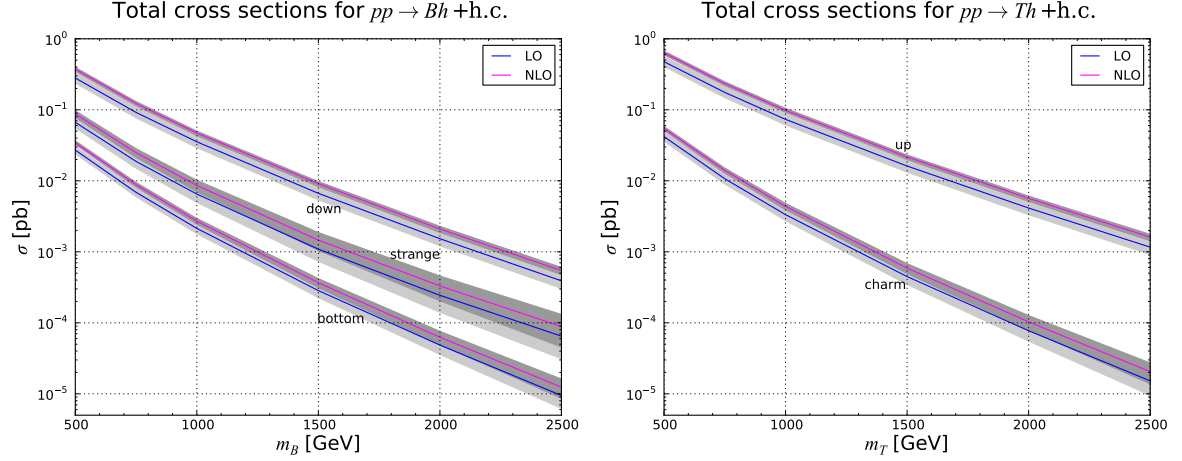
**Figure 5:** LO and NLO QCD inclusive cross sections for VLQ pair-production in the context of proton-proton collisions at a centre-of-mass energy of 13 TeV. Each curve corresponds to a given non-vanishing mixing between the VLQ and the Standard Model quark whose flavour is indicated on the figure. The results are presented together with the associated theoretical uncertainties obtained from a quadratic sum of the scale and PDF uncertainties. The adopted benchmark scenario has been described in the text. We set  $\kappa = 0.2$ .

## 2.4 PRODUCTION OF A PAIR OF HIGGS BOSONS WITH JETS

A pair of Higgs bosons could also be produced, in association with a pair of jets, from the decay of two pair-produced quark partners. In addition to the pure QCD process studied above, extra contributions could arise due to the couplings to the Higgs boson, via a  $t$ -channel Higgs exchange. In particular, the  $qq \rightarrow QQ$  process is of interest when the Higgs couplings involve valence quarks ( $u$  or  $d$ ) whose related parton density is larger for greater  $x$ -values, which is advantageous for large VLQ masses. Single VLQ production in association with a Higgs boson can also contribute to the production of a Higgs pair when the VLQ decays into a Higgs and a jet. As this channel involves a single heavy state, it is kinematically less suppressed than the pair production one, and it is thus expected to be dominant for large mass values. Representative Feynman diagrams are shown in Figure 4.

Results are shown, at the LO and NLO accuracy in QCD, in Figure 5 for up and down-flavoured partners. In the case of strange-, charm- and bottom-flavoured partners, all non-QCD contributions are negligible as valence quarks are not involved. For scenarios where the VLQ couples to the valence quarks, pair-production is dominated by the  $t$ -channel Higgs





**Figure 6:** LO and NLO QCD inclusive cross sections for the associated production of a Higgs boson and a VLQ in the context of proton-proton collisions at a centre-of-mass energy of 13 TeV. Each curve corresponds to a given non-vanishing mixing between the VLQ and the Standard Model quark whose flavour is indicated on the figure. The results are presented together with the associated theoretical uncertainties obtained from a quadratic sum of the scale and PDF uncertainties. The adopted benchmark scenario has been described in the text. We set  $\kappa = 0.2$ .

exchange diagram, with the exception of the case of low VLQ masses where the pure QCD contribution dominates. Sizeable cross sections are also allowed for larger masses, reaching more than 10 fb for  $m_Q$  of about 2 TeV, for  $\kappa = 0.2$ . Comparing these results with those of the previous subsection, we observe that the direct di-Higgs channel is always subdominant even though it is less sensitive to the value of the VLQ mass. The uncertainties on the predictions are driven by the inaccuracy of the parton density fits for the large mass case, so that care must be taken with the interpretation of the predictions. On the other hand, the improvement of the NLO predictions with respect to the LO ones is very sizeable in the low-mass region (the 20–30% of uncertainties are reduced to the 10% level).

Finally, we study in Figure 6 the associated production of a VLQ and a Higgs boson. In order to be able to coherently split the different VLQ processes studied in this contribution, we have removed all resonant diagrams involving the on-shell production of an intermediate new physics state that are already accounted for in the other processes. Moreover, their correct treatment requires, *e.g.*, either to use the complex mass scheme or an appropriate subtraction scheme. We have obtained  $K$ -factor of about 1.3 for all investigated cases, with a reduction of the theoretical uncertainties from 10-20% to 5-10% in the case of VLQ lighter than 1 TeV. In the case where the VLQ are heavier, the uncertainties are controlled by the quality of the PDF fit, so that the improvement is milder and the total uncertainties are reduced from 20-35% to 15-30%.

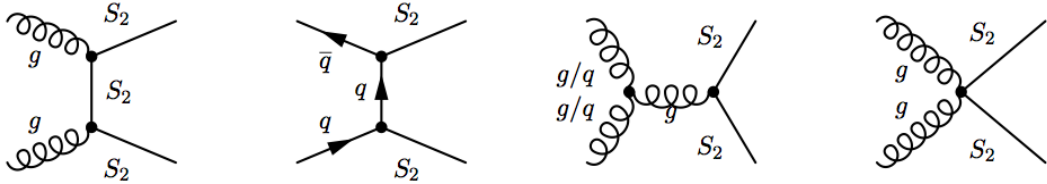
### 3 COLOURED SCALAR MODEL

As a second example for exotic production of Higgs boson pairs, we propose a class of models where the Higgses arise via the decays of coloured scalars, which are produced via QCD interactions. In order for the scalars to finally decay into two jets [404], we are limited to 3 possible representations under  $SU(3)_c$ : triplet [11], sextet [405, 406] or octet [407]. The first two will

couple to two quarks (via an anti-symmetric and symmetric tensor respectively), while the octet couples to a quark-antiquark pair. Examples of such states can be found in supersymmetry, where squarks are triplets, and composite models [142, 146]. For simplicity, we will focus on the simplest case where the scalars are singlets under the weak isospin, and carry the appropriate hypercharge to allow for couplings to quarks. The couplings to the Higgs boson arise, in a representation-independent way, via the following potential:

$$V_{\text{scalar}} = \lambda_1 \Phi^\dagger \Phi \tilde{S}_1^\dagger \tilde{S}_1 + \lambda_2 \Phi^\dagger \Phi \tilde{S}_2^\dagger \tilde{S}_2 + \Phi^\dagger \Phi (\lambda_3 \tilde{S}_1^\dagger \tilde{S}_2 + \lambda_3^* \tilde{S}_2^\dagger \tilde{S}_1), \quad (6)$$

where we call  $\tilde{S}_{1,2}$  the two scalars and  $\Phi$  is the Brout-Englert-Higgs iso-doublet. Once the two states are rotated in the mass basis, due to the presence of gauge-invariant masses not induced by the above potential, there will be a coupling of a single Higgs to the two different scalars, so that the heavier can always decay into the light one plus a Higgs. Therefore, following QCD-pair production and decays, we expect events with two or one Higgs produced, as shown in Figure 7.



**Figure 7:** Pair production of coloured scalars, presumed to cascade decay into two Higgs plus four jets. The second diagram involves direct couplings to quarks, that may be small.

In the following, we will focus on the specific case of an anti-triplet which couples to two quarks (either up or down-type):

$$\begin{aligned} \mathcal{L}_{\text{NP}} &= (D_\mu \tilde{S}_1)^\dagger D_\mu \tilde{S}_1 + (D_\mu \tilde{S}_2)^\dagger D_\mu \tilde{S}_2 - m_1^2 \tilde{S}_1^\dagger \tilde{S}_1 - m_2^2 \tilde{S}_2^\dagger \tilde{S}_2 \\ &+ \epsilon^{mnk} \tilde{S}_{1,k} \bar{q}_{m,i} (c_{L,ij} P_R + c_{R,ij} P_L) q_{n,j}^C + h.c. \\ &+ \epsilon^{mnk} \tilde{S}_{2,k} \bar{q}_{m,i} (\tilde{c}_{L,ij} P_R + \tilde{c}_{R,ij} P_L) q_{n,j}^C + h.c., \end{aligned} \quad (7)$$

where the structure of the couplings to quarks depends uniquely on the charge of the scalars: for  $Q_S = -4/3$  ( $2/3$ ) the coupling only involves right-handed up-(down-)type quarks, while for  $Q_S = 1/3$  the scalars couple to both left and right handed quarks (one up and one down) due to the conservation of  $SU(2)_L \times U(1)_Y$  gauge symmetry. Couplings with different chiralities can only be generated via electroweak breaking effects. Furthermore, the signature we are interested in does not depend on the couplings to quarks nor on the charge of the scalars. The mixing induced by the electroweak symmetry breaking for the two coloured scalars can be diagonalised by a single angle (assuming  $\lambda_3$  real)

$$\begin{pmatrix} S_1 \\ S_2 \end{pmatrix} = \begin{pmatrix} \cos \theta & \sin \theta \\ -\sin \theta & \cos \theta \end{pmatrix} \begin{pmatrix} \tilde{S}_1 \\ \tilde{S}_2 \end{pmatrix}, \quad \sin 2\theta = \frac{\lambda_3 v^2}{m_{S_2}^2 - m_{S_1}^2}, \quad (8)$$

where we follow the convention that  $m_{S_2} > m_{S_1}$ .

Due to the presence of gauge invariant masses for the scalars, the couplings of the Higgs to two coloured scalars will not be aligned with the mass basis in general, i.e. for  $m_1 \neq m_2$ , thus allowing for the Higgs-producing chain decays.

The parameter space is constrained by other measurements and direct searches at the LHC, which can however be easily escaped: (a) Loop contributions to gluon fusion production of a single Higgs are only sensitive to the diagonal couplings of the Higgs in the mass basis, furthermore the effect can be small either by choosing small  $\lambda$ 's or largish masses. (b) Constraints from di-jet resonance searches [11] are sensitive to the nature of the couplings to quarks and to their values, which can be chosen small enough to escape all constraints. (c) Direct search for pairs of di-jet resonances at Run-I [70]: this search applies directly to the mass of the lightest scalar, which is QCD produced and can only decay into a pair of jets (as long as the decay is prompt). The analysis of a stop can be directly reused in our model, and gives a bound  $m_{S_1} \geq 350$  GeV.

Following the above mentioned constraints, the parameter space of the model has a viable corner where

$$\text{BR}(S_2 \rightarrow S_1 h) \simeq 100\%, \quad \text{BR}(S_1 \rightarrow jj) \sim 67 \div 100\%, \quad (9)$$

which can be achieved for  $c_{L,ij}, c_{R,ij}, \tilde{c}_{L,ij}, \tilde{c}_{R,ij} \ll \lambda_i$ . Note that  $\text{BR}(S_1 \rightarrow jj) \sim 100\%$  can be obtained assuming small coupling of the scalars to the third generation, while having flavour-independent couplings, so as to avoid flavour bounds, would lead to  $\text{BR}(S_1 \rightarrow jj) \geq 2/3$ . The main visible signal will be the pair production of coloured scalars, and cascade decay into two Higgses in association with four jets, as shown in Figure 7. The rates, and kinematic features will depend only on the masses of the two scalars. We leave a more thorough exploration of the parameter space for a forthcoming publication.

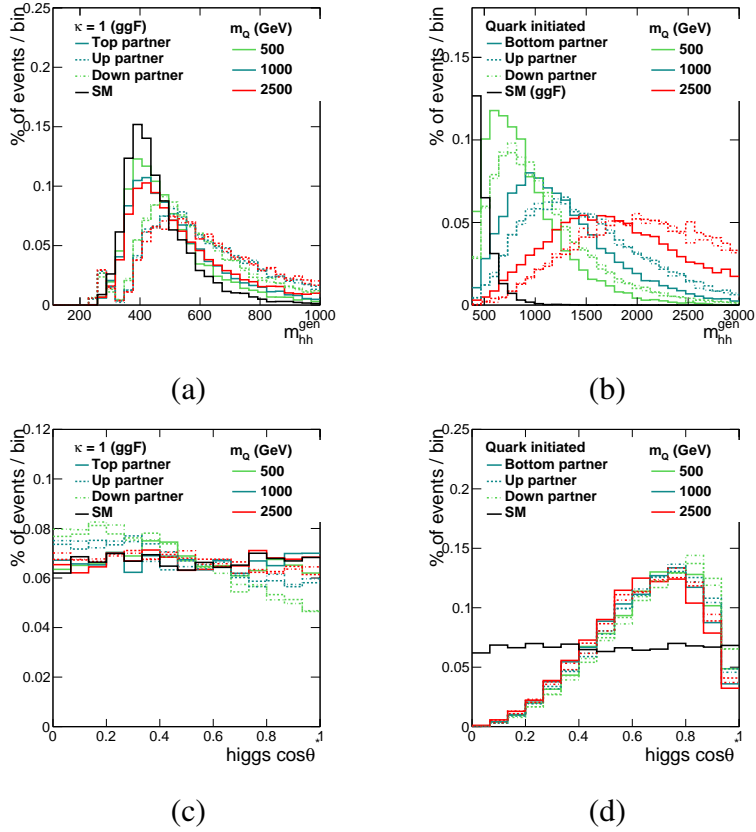
## 4 DISTRIBUTIONS FROM RESONANT PRODUCTION

In Sections 2 and 3, we presented two models where a pair of Higgs bosons can be produced via decays of heavier coloured spin-1/2 or spin-0 states. In this section we probe the di-Higgs signature of these two models at the LHC Run-II with a centre-of-mass energy of 13 TeV. Both models predict cross sections in excess of the SM one. Moreover, the event kinematic properties are expected to be very different from the SM processes and from production in the EFT approach. In this section we study the feasibility of the search for new physics via the resonant di-Higgs production channels under these two model assumptions – vector-like quarks and coloured scalars. Preliminary results are obtained via parton-level simulations done with MADGRAPH5\_AMC@NLO, using model files generated with FEYNRULES [33,408] (in particular for the VLQ mode we use the implementation described in section 2). In both cases we show results at LO in QCD, whereas NLO results are in preparation.

Section 4.1 discusses the inclusive  $hh$  production with VLQ mediation in the loops. The exotic production of  $hh$  from direct  $QQ$  and  $Qh$  production, with subsequent  $Q \rightarrow hq$  decays are discussed in Sec. 4.2. In Sec. 4.3 the coloured scalar model is discussed.

### 4.1 VLQ-INDUCED DI-HIGGS PRODUCTION

This section presents the kinematic distribution of di-Higgs final states originating from the production induced by vector-like quarks (see Fig 2). Events were generated separately for the gluon-gluon fusion (ggF) and the quark induced processes, and for different VLQ mass values: 500, 800, 1000, 1500, 2000, 2500, and 3000 GeV. Figure 8 (a) shows the invariant mass of the di-Higgs system  $m_{hh}$  for the VLQ-mediated production of di-Higgs from gluon-gluon fusion, while Figure 8 (b) shows  $m_{hh}$  for the quark-induced di-Higgs production. The difference in



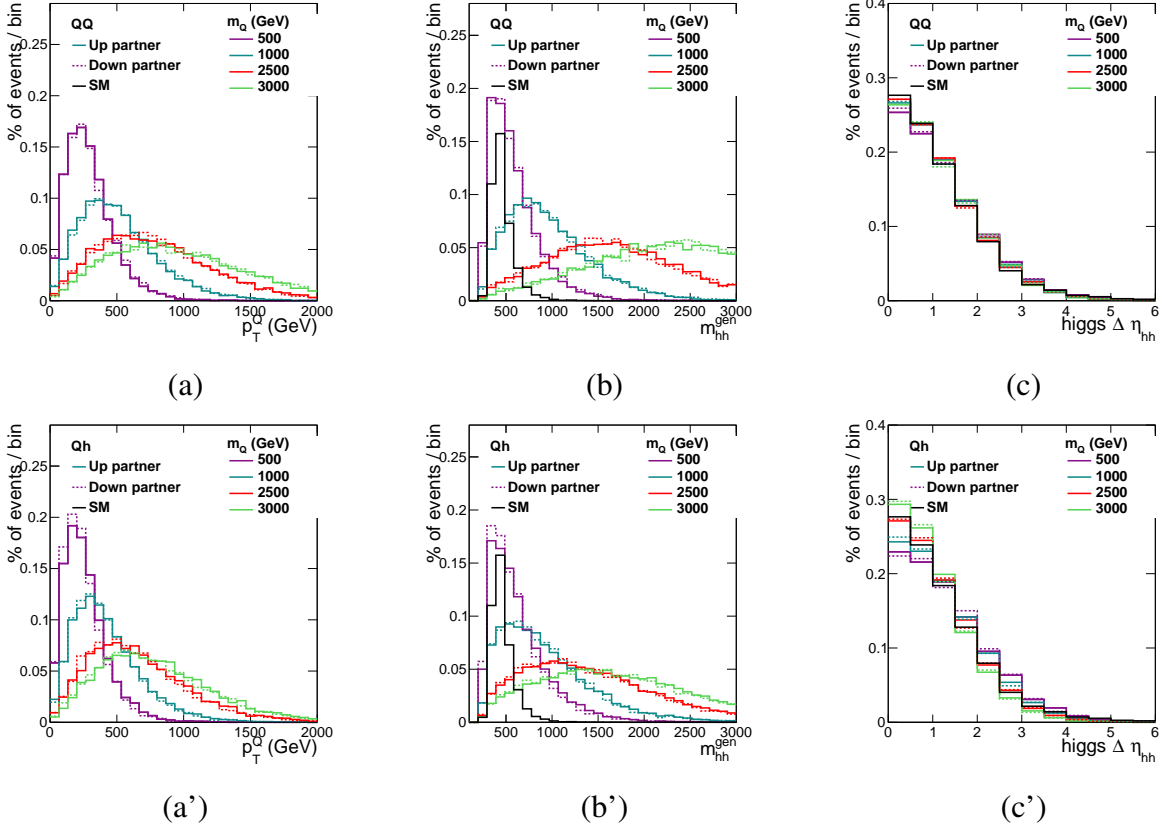
**Figure 8:** The invariant mass  $m_{hh}$  for the ggF process (a) and the quark-induced process (b), together with the  $\cos\theta^*$  for ggF (c) and the quark-induced process (d). All distributions are normalised to unity. The only exception is figure (b), where the SM distribution has been rescaled for visualisation purpose. We fix  $\kappa = 0.2$ . Note that the value of  $\kappa$  does not affect the distributions for the quark-induced process at LO due to the absence of SM diagrams.

signal shape with respect to the SM process, particularly in the high  $m_{hh}$  is clearly seen: in particular, the quark initiated channel is peaked to much higher invariant masses. The angle of the emitted  $h$  w.r.t the beam direction  $\cos\theta^*$  in the reference frame of the  $hh$  system is also shown for the ggF, in Fig. 8 (c), and quark-induced process, in Fig. 8 (d). The SM process can be seen to have a flat  $\cos\theta^*$  distribution. The ggF process also produces a flat distribution. However the quark-induced process tend to show a more pronounced anisotropy, probable related with the  $q\bar{q}$  PDF asymmetry.

## 4.2 PRODUCTION OF A PAIR OF HIGGS BOSONS WITH JETS

We generate events for the processes of pair VLQ production  $pp \rightarrow QQ \rightarrow 2h2j$  and single VLQ production  $pp \rightarrow Qh \rightarrow 2hj$ , where  $Q$  could be vector-like quarks of electric charges either  $+2/3$  ( $T$ ) or  $-1/3$  ( $B$ ). The vector-like quark  $Q$  is assumed to couple only to the first and second generation SM quarks. The coupling parameter  $\kappa = 0.2$  is chosen for both production processes. No additional partons were included in the generation of the hard process, and we used the NN23LO1 [409] parton distribution functions. Events are produced for VLQ masses of 500, 800, 1000, 1500, 2000, 2500, and 3000 GeV.

The kinematic distributions for the main event are shown in Fig. 9 for VLQ pair (top

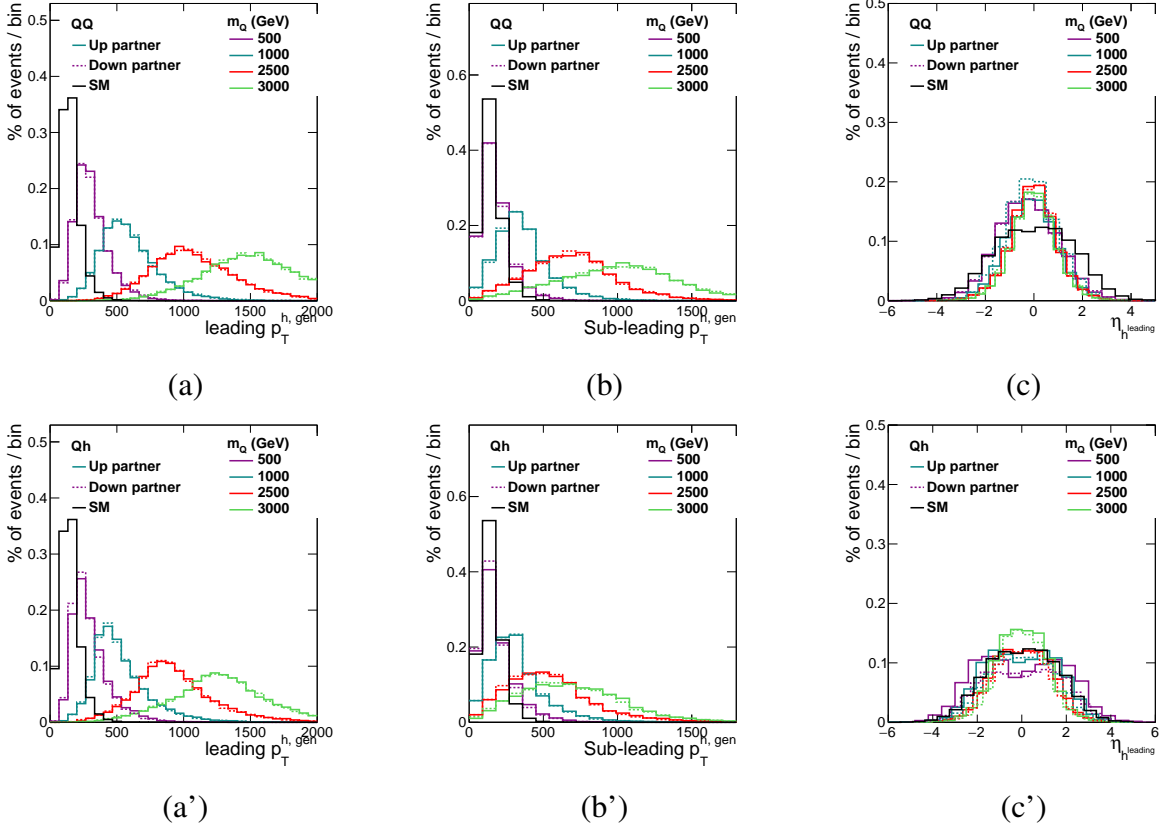


**Figure 9:** The  $p_T$  of the  $Q$  quark (a-a'), the invariant mass  $m_{hh}$  (b-b'), and the separation  $\Delta\eta_{hh}$  (c-c') between the two Higgs bosons in the event for the processes  $pp \rightarrow QQ \rightarrow 2hjj$  (top row) and  $pp \rightarrow Qh \rightarrow 2hj$  (bottom row). All distributions, for various VLQ masses, are normalised to unity. We fix  $\kappa = 0.2$ . Note that the value of  $\kappa$  does not affect the distributions for the single VLQ process at LO due to the absence of QCD contributions.

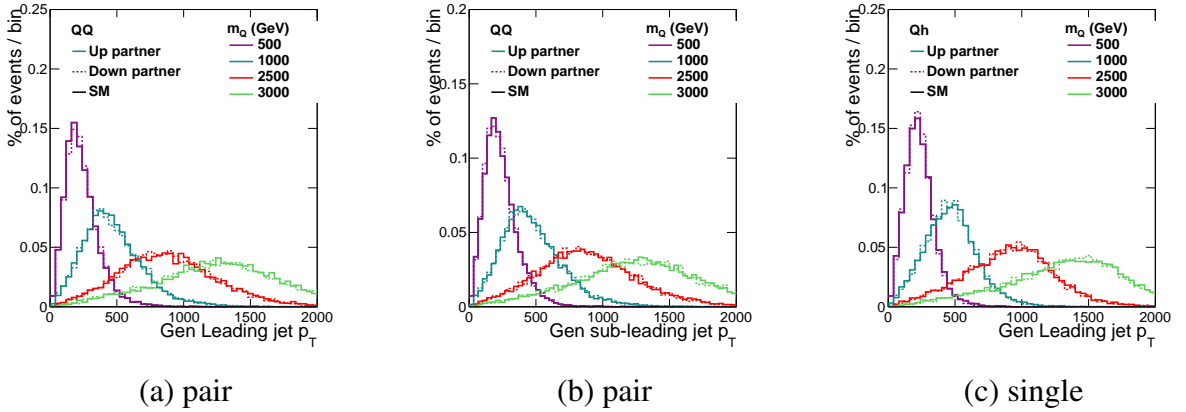
row) and single (bottom row) production: panels (a-a') show the  $p_T$  of the VLQs, panels (b-b') the invariant mass  $m_{hh}$  of the  $hh$  system, and panel (c-c') the separation in pseudo-rapidity between the two Higgs bosons  $\Delta\eta_{hh}$ . The plots show that, as expected, the VLQs are produced with a modest transverse momentum, peaking at  $\sim 500$  GeV for large masses. The two Higgs bosons tend to be back-to-back in both production modes. The main difference can be seen in the invariant mass of the di-Higgs system, panels (b) and (b'), which is more pronounced and peaked to higher values for pair production, where both Higgses come from the decay of a heavy VLQ, with respect to the single production.

This behaviour can be understood by looking at the  $p_T$  of the Higgs bosons, shown in panels (a-a') and (b-b') of Fig. 10 for pair and single VLQ production respectively. In the single production channel, the Higgs boson with sub-leading  $p_T$  tends to be softer as it is not related to the decay of the heavy  $Q$ . We also observe that the Higgs bosons tend in both cases to be central, as it can be shown in panels (c-c') of the two figures: only for the single production mode, a more spread pseudo-rapidity distribution is observed for low  $Q$  masses.

Finally, in Fig. 11 we focus on the  $p_T$  of the jets produced in the  $pp \rightarrow QQ \rightarrow 2h2j$  events, panels (a) and (b), and in  $pp \rightarrow Qh \rightarrow 2hj$ , panel (c). All jets become harder for increasing VLQ mass, as expected, because they all come from the decays of a heavy fermion.



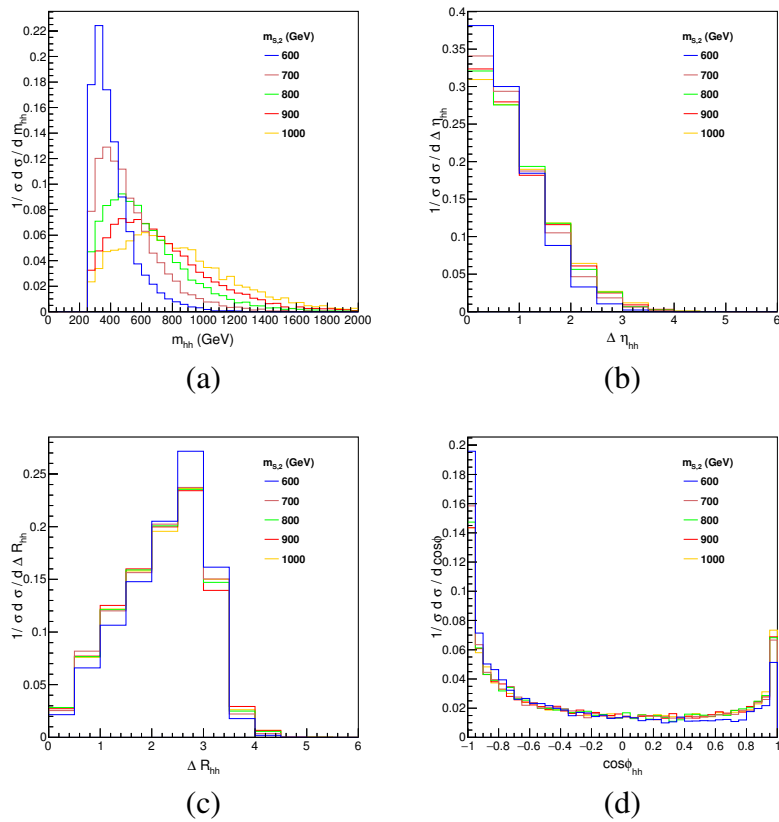
**Figure 10:** The  $p_T$  distribution for the leading (a-a') and sub-leading (b-b')  $p_T$  Higgs boson, and pseudo-rapidity  $\eta_h$  for both the Higgs bosons (c-c') in the processes  $pp \rightarrow QQ \rightarrow 2h jj$  (top row) and  $pp \rightarrow Qh \rightarrow 2h j$  (bottom row). All distributions are normalised to unity. We fix  $\kappa = 0.2$ . Note that the value of  $\kappa$  does not affect the distributions for the single VLQ process at LO due to the absence of QCD contributions.



**Figure 11:** The  $p_T$  distributions of the leading (a) and sub-leading (b)  $p_T$  jets in  $pp \rightarrow QQ \rightarrow 2h 2j$  events. In panel (c),  $p_T$  distribution of the only jet in  $pp \rightarrow Qh \rightarrow 2h j$  events. All distributions are normalised to unity. We fix  $\kappa = 0.2$ . Note that the value of  $\kappa$  does not affect the distributions for the single VLQ process at LO due to the absence of QCD contributions.

We also observed that they are centrally produced in all cases.

We presented several production modes of  $hh$  in BSM scenarios where vector-like quarks are present. A classic di-Higgs search in the collider looks for a bump in the invariant mass spectrum of the two Higgs bosons. We have shown that this can be enhanced by the presence of VLQs in the loops contributing to the inclusive di-Higgs production. An enhancement in the high invariant mass can be seen also in the case of direct pair-production of  $QQ$  and associated  $Qh$  production, and has the potential to be detected at the LHC. Apart from the invariant mass we also find that angular separation between the Higgs bosons is different in the SM processes from the VLQ-induced process, which is markedly different from the VLQ decay processes. Using this information it is possible to distinguish different production modes, should an enhancement of signal over the SM expectation be observed.



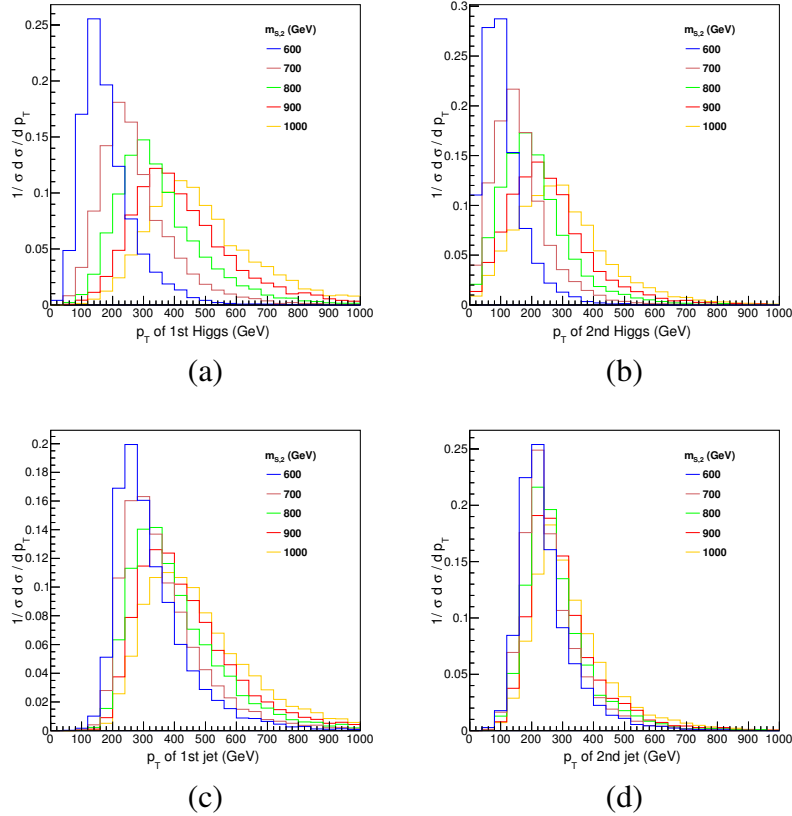
**Figure 12:** Top row: distributions of  $m_{hh}$  and  $\Delta\eta_{hh}$  between the two Higgses. Bottom row: distributions of  $\Delta R_{hh}$ , and  $\cos\phi_{hh}$  between the two Higgses. We chose  $c_{L,R} = 0.1$ ,  $\lambda_{1,2,3} = 1.0$ , and  $m_{S_1} = 400$  GeV.

### 4.3 COLOURED SCALARS

In the numerical simulation we chose  $\tilde{c}_{L,ij} = \tilde{c}_{R,ij} = 0$  and  $c_{L,ij} = c_{R,ij} = 0.1 \delta_{ij}$ , so that  $\text{BR}(S_1 \rightarrow jj) \sim 75\%$ ; we further fix  $m_{S_1} = 400$  GeV, above the LHC constraint, and scan for various masses of the heavier state. In Figure 12, we present the distributions of  $\Delta m_{hh}$ ,  $\Delta\eta_{hh}$ ,  $\Delta R_{hh}$  and  $\cos\phi_{hh}$  of the Higgs pair. For the invariant mass distribution, a sharp edge sets a lower invariant mass bound for  $m_{hh} > 200$  GeV, while the peak of  $m_{hh}$  increases with



increasing mass of  $m_{S_2}$ . Since the Higgs pair is mostly centrally produced, there is a larger percentage of events in the small  $\Delta\eta$  region. Finally, the distributions of  $\Delta R_{hh}$  and  $\cos\phi_{hh}$  show that the Higgs bosons, being pair produced, tend to move back to back, and that the asymmetry in the backward and forward direction decreases for larger scalar mass.



**Figure 13:**  $p_T$  distribution of the leading and sub-leading Higgs (panels (a) and (b)) and jets (panels (c) and (d)), with  $c_{L,R} = 0.1$ ,  $\lambda_{1,2,3} = 1.0$ , and  $m_{S_1} = 400$  GeV.

Figure 13 shows the transverse momentum distribution of the two Higgs bosons and of the leading jets, by ordering them according to the  $p_T$  magnitude of the observed or reconstructed objects. Comparing the  $p_T$  distribution of the Higgses with the one of the jets, we can see that in the cascade decay scenario, where the leading jet comes from decays of the lighter coloured scalar, the jet carries a larger portion of transverse momenta than the leading Higgs. Therefore, this kinematic property can provide a useful criterion to separate the signals from the SM backgrounds after the decay modes of Higgs pair are specified. Thus, cutting on the  $p_T$  of the jets, for instance requiring  $p_T^{j1} > 200$  GeV,  $p_T^{j2} > 100$  GeV, could be a useful discriminating tool.

## CONCLUSIONS

We performed a preliminary parton-level study of di-Higgs production from physics beyond the standard model in two classes of models, namely those containing new vector-like quarks and those with new coloured scalars. When the new particles are close to the present LHC energies, kinematical properties and search strategies are different from those usually suggested by low



energy effective theories. In the vector-like quark scenario, we implemented a simple model in FEYNRULES at NLO in QCD interactions, so that it automatically contains one-loop contribution to di-Higgs production and NLO-corrected tree-level processes. We first found that NLO corrections to single production of vector-like quarks are sizeable. We then specialised to a specific model where the couplings to a Higgs boson and light quarks dominate, so that Higgses can be produced as decay products of the vector-like quarks. A remarkable result is that, contrary to the common lore, pair production can be enhanced thanks to  $t$ -channel exchange of the Higgs: we find that such contribution can dominate over single production up to masses of 2 TeV. Studying the kinematic distributions of the di-Higgs events from various production channels, we found that the di-Higgs system tends to peak at high invariant masses. Furthermore, observing other distributions, like angular one or additional hard jets, may allow one to experimentally distinguish the production modes.

For the new coloured scalars, we studied the case of colour triplets: after QCD pair production, the heavier scalar decays into a Higgs plus two jets, giving rise to a final state with two Higgs bosons and jets. In this cascade decay scenario, the leading jet coming from a coloured scalar has typically a larger transverse momentum with respect to the leading Higgs boson from the heavier coloured scalar thus allowing for a useful kinematical handle to distinguish the signal from the SM background.

Our preliminary results thus show that di-Higgs production can be enhanced at the LHC Run-II, and that kinematical distributions play a crucial role in identifying the origin of New Physics, if an excess over the expected SM prediction is observed. A more detailed study, including hadronisation and detector effects, as well as NLO QCD effects, will follow to better characterise the signal properties.

## ACKNOWLEDGEMENTS

GC, HC and AD acknowledges partial support from the Labex-LIO (Lyon Institute of Origins) under grant ANR-10-LABX- 66 and FRAMA (FR3127, Fédération de Recherche “André Marie Ampère”). GC, AD and BF are also grateful to the Théorie LHC France initiative of the CNRS for partial support. AC is supported by MIURFIRB RBFR12H1MW grant. DM is supported by the National Science Foundation under award PHY-1306953. HSS is supported by the ERC grant 291377 “*LHCtheory: Theoretical predictions and analyses of LHC physics: advancing the precision frontier*”. TF was supported by the Basic Science Research Program through the National Research Foundation of Korea (NRF) funded by the ministry of Education, Science and Technology (No. 2013R1A1A1062597). TF, GC, HC and AD also thank the Franco-Korean Partenariat Hubert Curien (PHC) STAR 2015, project number 34299VE, and the France-Korea Particle Physics Lab (FKPPL) for support.

# Contribution 12

## Cornering light scalars in Type II 2HDM

*J. Bernon, K. Mimasu, J. M. No and D. Sengupta*

### Abstract

Focusing on a Type II Two-Higgs-Doublet-Model (2HDM) scenario, we explore the possibility of one of the neutral 2HDM states being lighter than the 125 GeV Higgs. We investigate the allowed region of parameter space in light of the most recent LHC searches for neutral scalars, and discuss prospects to probe these light scalars during LHC Run 2.

## 1 INTRODUCTION

The discovery of the Higgs boson at 125 GeV has certainly been the landmark achievement of the LHC Run 1 [92, 93]. While the properties of the Higgs have been found to be consistent with the Standard Model (SM) expectations, the possibility that the electroweak (EW) symmetry breaking sector is extended is very much alive. The simplest extension is the Two-Higgs-Doublet-Model (2HDM), where the SM Higgs doublet is supplemented with a second doublet. Although a significant amount of work has already been done in this context, interesting features and pockets of parameter space relevant for the LHC analysis remain unexplored. Focusing on a Type II 2HDM scenario, we investigate in this work the possibility of one of the neutral 2HDM states being lighter than the 125 GeV Higgs, in light of the most recent LHC searches for neutral scalars.

We consider a softly-broken  $\mathbb{Z}_2$  symmetric, CP-conserving 2HDM, whose scalar potential can be written as

$$\begin{aligned} \mathcal{V} = & \mu_1^2 |\Phi_1|^2 + \mu_2^2 |\Phi_2|^2 - \mu^2 \left[ \Phi_1^\dagger \Phi_2 + \text{h.c.} \right] + \frac{1}{2} \lambda_1 |\Phi_1|^4 + \frac{1}{2} \lambda_2 |\Phi_2|^4 \\ & + \lambda_3 |\Phi_1|^2 |\Phi_2|^2 + \lambda_4 \left( \Phi_1^\dagger \Phi_2 \right) \left( \Phi_2^\dagger \Phi_1 \right) + \frac{1}{2} \lambda_5 \left[ \left( \Phi_1^\dagger \Phi_2 \right)^2 + \text{h.c.} \right], \end{aligned} \quad (1)$$

where both Higgs doublets  $\Phi_{1,2}$  acquire a vacuum expectation value (vev)  $\sqrt{2} \langle \Phi_{1,2} \rangle = v_{1,2}$ . The two vevs can be defined to be non-negative since the potential is CP-conserving. Upon diagonalization of the CP-even, CP-odd and charged sectors one finds 5 physical scalar states: two CP-even states  $h$  and  $H_0$  with  $m_h \leq m_{H_0}$ , a CP-odd state  $A_0$  and a pair of charged states  $H^\pm$ . The mixing angle of the CP-even sector is denoted as  $\alpha$ , while the ratio of the two vevs  $v_2/v_1$  is noted as  $\tan \beta$ , with  $\beta$  being also the mixing angle of the charged and neutral CP-odd sectors.

We consider the Type II 2HDM scenario, in which one Higgs doublet couples to the up-type quarks, while the other Higgs doublet couples to the down-type quarks and leptons. The couplings of the neutral scalar states to gauge bosons and fermions can then be expressed in terms of  $\alpha$  and  $\beta$  as shown in Table 1 (normalized to the SM values).

We note that for a Type II 2HDM, the following complementary constraints apply:

1. Weak radiative  $B$ -meson decays  $B \rightarrow X_s \gamma$  lead to a severe lower bound on the charged Higgs mass;  $m_{H^\pm} > 480$  GeV at the 95 % C.L. [410].
2. EW precision observables (EWPO), in particular the  $T$ -parameter, require either  $A_0$  or  $H_0$  to be fairly degenerate with  $H^\pm$  [411–413].
3. Signal strength measurements of the SM-like Higgs state, identified as  $h$  ( $H_0$ ), yield two allowed regions at the 95 % C.L. in the  $(c_{\beta-\alpha}, t_\beta)$  plane: the alignment limit  $c_{\beta-\alpha} \simeq 0$  ( $s_{\beta-\alpha} \simeq 0$ ) (see e.g. [414, 415]) in which the couplings of  $h$  ( $H_0$ ) approach their SM values (see Table 1) and the “wrong-sign” region  $s_{\beta+\alpha} \simeq 1$  ( $c_{\beta+\alpha} \simeq 1$ ) in which the coupling of  $h$  ( $H_0$ ) to down-type fermions has opposite sign to the gauge bosons and up-type fermions couplings [416].

In addition, the 2HDM scalar potential (1) needs to satisfy the theoretical requirements of stability, tree-level unitarity and perturbativity.

In the following we investigate the scenario where a neutral scalar  $X$ , either the CP-odd scalar  $A_0$  or the lightest CP-even scalar  $h$ , is lighter than the 125 GeV SM-like Higgs boson, identified respectively as  $h$  or the heavier CP-even state  $H_0$ . The presence of such a light scalar  $X$ , combined with the constraints 1. and 2. above, yields a 2HDM spectrum with a large mass splitting  $m_Y - m_X \gtrsim 300$  GeV among the light scalar  $X = A_0/h$  and the heavy neutral scalar  $Y = H_0/A_0$ . This large splitting provides a key avenue to probe this region of the 2HDM parameter space, as we discuss below.

As already outlined above, we distinguish between two different scenarios, corresponding to the SM-like 125 GeV Higgs observed at the LHC being either  $h$  or  $H_0$ . In the former case, we will consider the CP-odd state  $A_0$  to be lighter than 125 GeV. In the latter,  $h$  is lighter than 125 GeV, while  $A_0$  has to be heavier due to the combination of flavour and EWPO constraints. In the following, we analyze the two cases separately.

## 2 THE $m_h = 125$ GeV SCENARIO

Here we identify  $h$  as the 125 GeV observed state, and explore the 2HDM region of parameter space with the CP-odd state  $A_0$  being lighter than  $h$ . We concentrate on the alignment limit  $c_{\beta-\alpha} = 0$  scenario (see e.g. [414]), and note that the combination of flavour bounds and EWPO constraints leads to a lower bound  $m_{H_0} \gtrsim 460$  GeV. This automatically yields a “hierarchical” 2HDM, with a sizeable mass splitting  $m_{H_0} - m_{A_0} \gtrsim 300$  GeV and potentially large cross sections in  $H_0 \rightarrow Z A_0$  and  $H_0 \rightarrow A_0 A_0$  decay modes, particularly as the stability and unitarity the-

State	Coupling to gauge bosons	Coupling to up-type fermions	Coupling to down-type fermion
$h$	$s_{\beta-\alpha}$	$c_\alpha/s_\beta = s_{\beta-\alpha} + c_{\beta-\alpha}/t_\beta$	$-s_\alpha/c_\beta = s_{\beta-\alpha} - c_{\beta-\alpha} t_\beta$
$H_0$	$c_{\beta-\alpha}$	$s_\alpha/s_\beta = c_{\beta-\alpha} - s_{\beta-\alpha}/t_\beta$	$c_\alpha/c_\beta = c_{\beta-\alpha} + s_{\beta-\alpha} t_\beta$
$A_0$	0	$1/t_\beta$	$t_\beta$

**Table 1:** Tree-level couplings to gauge bosons, up-type fermions and down-type fermions normalized to their SM values for  $h$ ,  $H_0$  and  $A_0$  in the Type II 2HDM. We use the shorthand notation  $s_x \equiv \sin x$ ,  $c_x \equiv \cos x$ ,  $t_x \equiv \tan x$ .

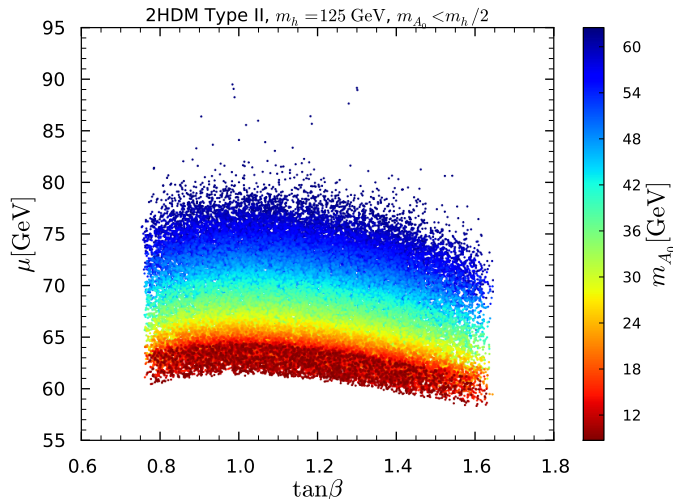
oretical constraints require  $t_\beta \sim 1$  in the presence of that sizeable splitting [417], while perturbativity imposes an upper bound  $m_{H_0} \lesssim 620$  GeV. To simplify the analysis, and satisfy EWPO ( $T$ -parameter) constraints as well as flavour bounds, we assume degeneracy between  $H_0$  and  $H^\pm$ :  $m_{H_0} = m_{H^\pm} \equiv m_H$ . Below we will thus consider a scenario with  $m_H \in [480, 620]$  GeV,  $c_{\beta-\alpha} = 0$  and treat the  $m_{A_0} < m_h/2$  and  $m_h/2 < m_{A_0} < m_h$  cases separately.

## 2.1 $m_{A_0} < m_h/2$

In this case the decay channel  $h \rightarrow A_0 A_0$  is open and may increase dangerously the  $h$  width. ATLAS and CMS signal strength measurements indeed impose a (model dependent) upper bound on new exotic decay channels of the SM-like state. In the exact alignment limit, the total width of  $h$  is given by  $\Gamma_h^{\text{SM}} / (1 - \mathcal{B}(h \rightarrow A_0 A_0))$ , leading to an upper bound on the  $h \rightarrow A_0 A_0$  branching ratio  $\mathcal{B}(h \rightarrow A_0 A_0) \lesssim 15\%$ . This particularly strong constraint requires subtle adjustments between the 2HDM parameters in order to tune the  $g_{hA_0 A_0}$  coupling down to a few GeV, while it is generically at the TeV level without tuning [418]. Specifically, in the alignment limit the latter coupling reads

$$g_{hA_0 A_0} = -\frac{2m_{A_0}^2 + m_h^2 - 4\mu^2/s_{2\beta}}{v}, \quad (2)$$

and requiring a small  $g_{hA_0 A_0}$  narrows the possible variation of  $\mu^2$  to a small range as a function of  $t_\beta$ , in particular  $4\mu^2 \simeq 2m_{A_0}^2 + m_h^2$  for  $\tan \beta \simeq 1$ . The interrelation between  $\mu \equiv \text{sign}(\mu^2)\sqrt{|\mu^2|}$ ,  $\tan \beta$  and  $m_{A_0}$  is illustrated in Figure 1, which explicitly shows the strong correlation between  $\mu$  and  $m_{A_0}$  as a consequence of the required tuning on  $g_{hA_0 A_0}$ .

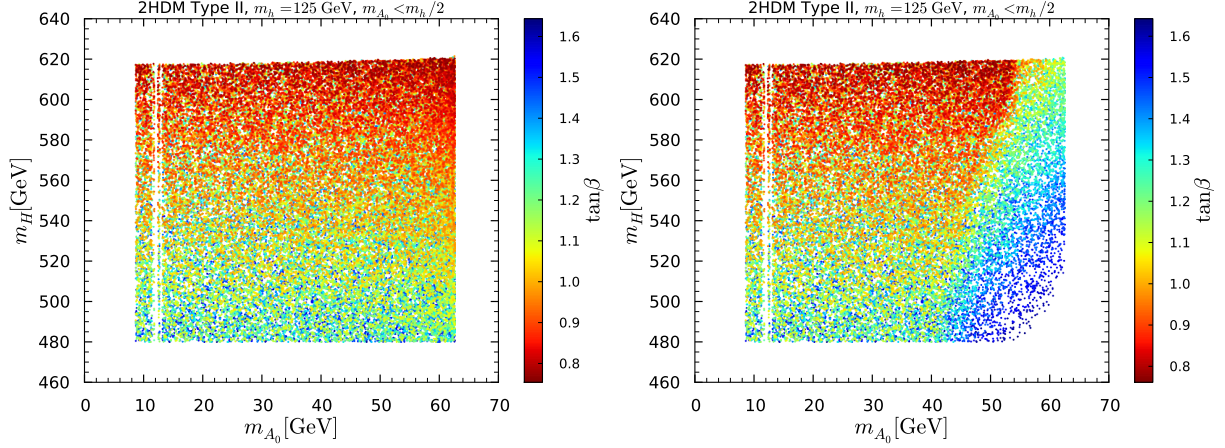


**Figure 1:**  $\mu \equiv \text{sign}(\mu^2)\sqrt{|\mu^2|}$  versus  $\tan \beta$  with  $m_{A_0}$  color code. Points are ordered from high to low values of  $m_{A_0}$ ,  $\tan \beta$ .

As discussed above, the large  $m_H - m_{A_0}$  splitting results in  $H_0 \rightarrow ZA_0$  and  $H_0 \rightarrow A_0 A_0$  being the dominant decay channels for  $H_0$ . Concretely, we find  $\mathcal{B}(H_0 \rightarrow ZA_0) \in [0.52, 0.77]$  and  $\mathcal{B}(H_0 \rightarrow A_0 A_0) \in [0, 0.30]^1$ . The  $H_0 \rightarrow ZA_0 \rightarrow \ell\ell b\bar{b}$  channel has recently been the object of a dedicated CMS search [419] which already constitutes a powerful probe of such hierarchical scenarios, as illustrated in Figure 2: the left (right) panel shows the allowed points

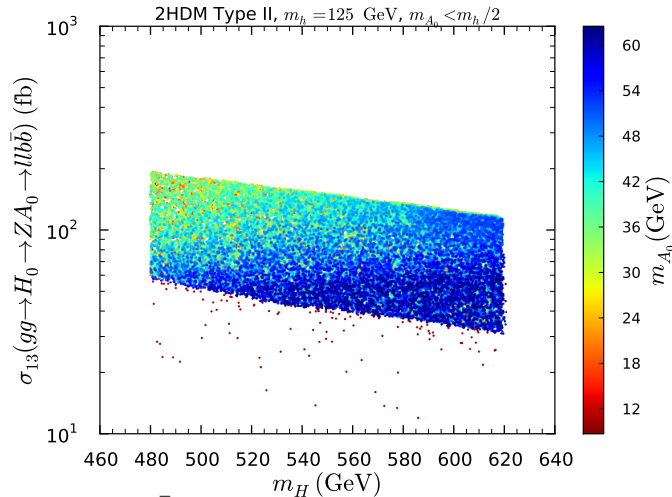
<sup>1</sup>We note that the vanishing of the branching ratio  $\mathcal{B}(H_0 \rightarrow A_0 A_0)$  is due to the fact that in alignment  $g_{H_0 A_0 A_0} \rightarrow 0$  for  $t_\beta \rightarrow 1$  [417].

in the  $(m_{A_0}, m_H)$  plane without (with) the CMS bound implemented, with a large region above  $m_{A_0} = 40$  GeV considerably affected at low  $\tan\beta$ , and a small corner being completely excluded at  $m_H \simeq 480$  GeV and  $m_{A_0} \simeq 60$  GeV. This indeed corresponds to the region with the largest cross-section and most stringent CMS exclusion.



**Figure 2:**  $m_H$  versus  $m_{A_0}$  with  $\tan\beta$  color code before [left panel] and after [right panel] the implementation of the bound from the CMS search  $H_0 \rightarrow ZA_0 \rightarrow \ell\ell b\bar{b}$  [419]. Points are ordered from high to low  $\tan\beta$  values.

We note that the  $m_{A_0} \lesssim 9$  GeV region is strongly constrained by up-silon radiative decays [420] and by the direct CMS search for  $A_0 \rightarrow \mu\mu$  [421], and thus leave this region aside in our analysis.



**Figure 3:**  $gg \rightarrow H_0 \rightarrow ZA_0 \rightarrow \ell\ell b\bar{b}$  cross-section at the 13 TeV LHC versus  $m_H$  with  $m_{A_0}$  color code. Note that scattered points with small cross-section have  $m_{A_0} < 2m_b$ . Points are ordered from low to high  $m_{A_0}$  values.

The 13 TeV  $gg \rightarrow H_0 \rightarrow ZA_0 \rightarrow \ell\ell b\bar{b}$  cross-sections for the remaining points are shown in Figure 3. We note that the small allowed range for  $t_\beta$  around  $t_\beta \sim 1$ , determined by theoretical and flavour constraints, results in a lower (as well as an upper) bound on the  $gg \rightarrow H_0$  cross-section at the LHC<sup>2</sup>, which combined with the large values for  $\mathcal{B}(H_0 \rightarrow ZA_0)$

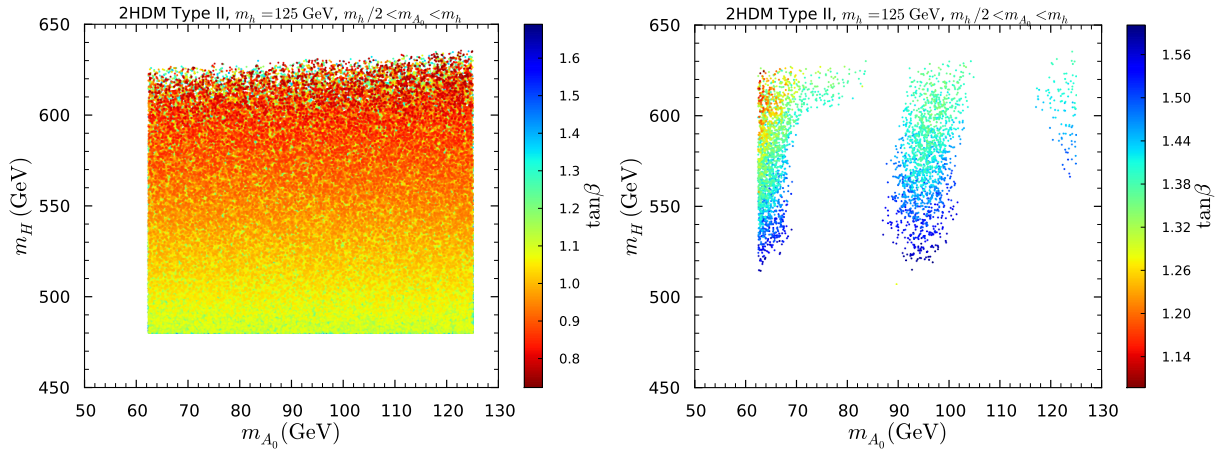
<sup>2</sup>For such low values of  $\tan\beta$ , the  $b\bar{b}H_0$  associated production cross-section is at least a factor 200 smaller than

yield  $gg \rightarrow H_0 \rightarrow ZA_0 \rightarrow \ell\ell b\bar{b}$  cross-sections as large as 200 fb for  $m_H = 480$  GeV and  $m_{A_0} \lesssim 40$  GeV, as well as minimal possible values of 30 fb for  $H_0$  and  $A_0$  saturating their upper mass bounds. Improved sensitivity from Run II may probe the entire upper  $m_{A_0}$  range, and a detailed collider study would be required to precisely estimate this future reach.

## 2.2 $m_h/2 < m_{A_0} < m_h$

Contrary to the  $m_{A_0} < m_h/2$  case,  $\mu^2$  can now take large negative values and the strong correlation with  $m_{A_0}$  is lost. The main phenomenological differences with the previous case (aside from the absence of the exotic decay channel  $h \rightarrow A_0 A_0$  for the SM-like state) are thus to be found in the behaviour of the triple Higgs couplings driven by  $\mu^2$ , such as  $g_{H_0 A_0 A_0}$ . Of crucial interest for this study is the fact that the CMS  $H_0 \rightarrow ZA_0$  search has generally more constraining power for heavier  $A_0$  at a fixed  $H_0$ . The possible values for the branching ratio  $\mathcal{B}(H_0 \rightarrow ZA_0)$  are still very large:  $\mathcal{B}(H_0 \rightarrow ZA_0) \in [0.35, 0.77]$ , and the  $gg \rightarrow H_0$  cross-section is identical to the previous case (since the allowed  $\tan\beta$  range is identical), which results in a stronger exclusion than for the  $m_{A_0} < m_h$  scenario as seen explicitly in Figure 4. The impact of the CMS search [419] is dramatic, with whole regions of the parameter space becoming completely excluded, as in particular the full  $\tan\beta \lesssim 1.10$  region. There remain three isolated islands of allowed points around  $m_{A_0} \simeq 65, 95, 123$  GeV.

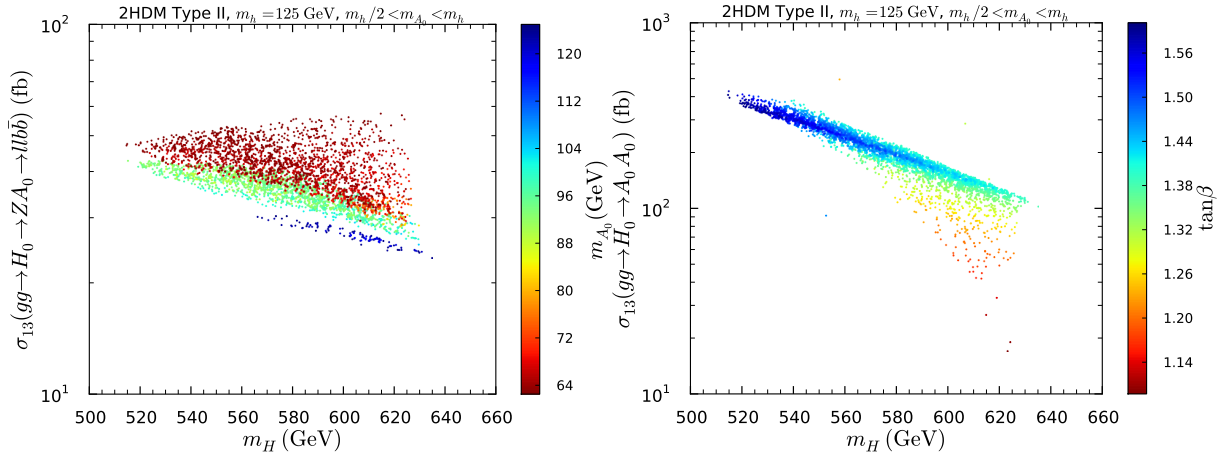
In the left panel of Figure 5 the 13 TeV  $gg \rightarrow H_0 \rightarrow ZA_0 \rightarrow \ell\ell b\bar{b}$  cross-sections for the remaining points are shown. Only a narrow cross-section range survives, 20-60 fb, leaving little doubt that future LHC analyses may be able to completely probe this region (see e.g. [422,423]). The right panel of Figure 5 shows the  $gg \rightarrow H_0 \rightarrow A_0 A_0$  cross-section at the 13 TeV LHC for the remaining points, *i.e.* after the CMS  $H_0 \rightarrow ZA_0$  constraint is applied. Interestingly, points with high cross-sections, from  $\sim 10$  fb to  $\sim 400$  fb, remain. Indeed, the  $g_{H_0 A_0 A_0}$  vanishes in the alignment limit for  $\tan\beta = 1$  while  $\tan\beta \lesssim 1.10$  is actually excluded by the CMS search as discussed previously. As a result, a strong lower bound on this cross-section is found, making the  $H_0 \rightarrow A_0 A_0$  channel a complementary powerful probe of this scenario. Note that in the  $m_{A_0} < m_h/2$  case analyzed in the previous paragraph,  $\tan\beta = 1$  is still allowed such that the corresponding cross-section can be arbitrarily small.



**Figure 4:**  $m_H$  versus  $m_{A_0}$  with  $\tan\beta$  color code before [left panel] and after [right panel] implementing the CMS search  $H_0 \rightarrow ZA_0 \rightarrow \ell\ell b\bar{b}$ . Points are ordered from high to low  $\tan\beta$  values.

the gluon-fusion cross-section.





**Figure 5:**  $gg \rightarrow H_0 \rightarrow Z A_0 \rightarrow \ell\ell b\bar{b}$  [lower left panel] and  $gg \rightarrow H_0 \rightarrow A_0 A_0$  [lower right panel] cross-section at the 13 TeV LHC versus  $m_H$  with  $m_{A_0}$  and  $\tan\beta$  color code. Points are ordered from low to high  $m_{A_0}$  and  $\tan\beta$  values. [right panel]  $\sigma(gg \rightarrow H_0)$  at the 13 TeV LHC versus  $m_H$  with  $\tan\beta$  color code.

### 3 THE $m_{H_0} = 125$ GeV SCENARIO

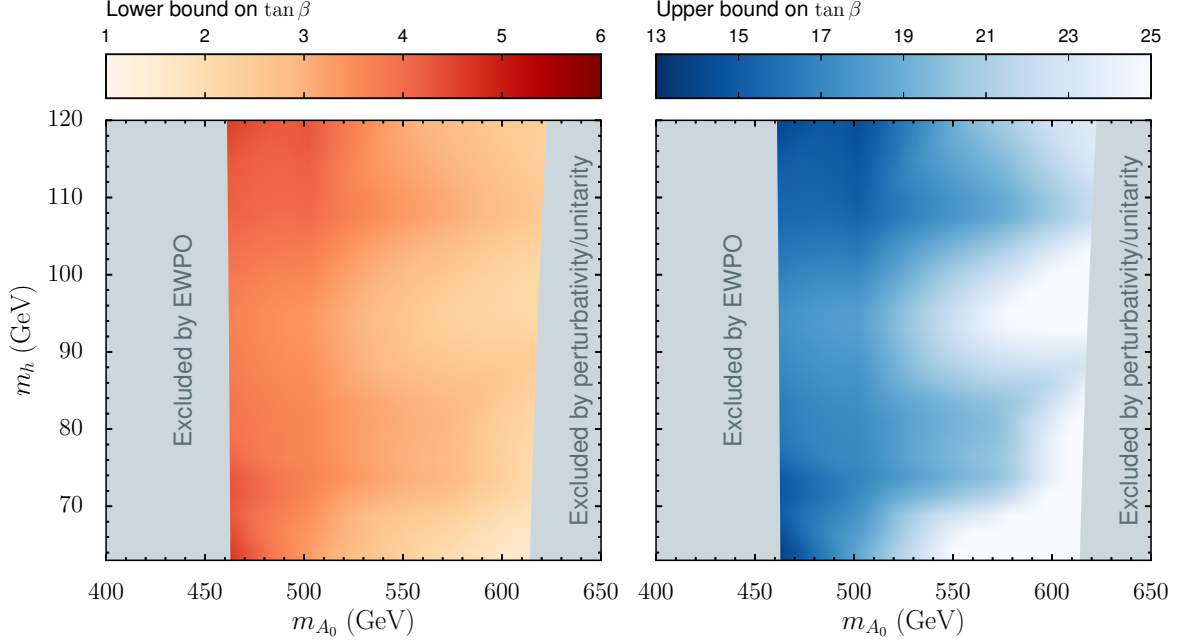
#### 3.1 ALIGNMENT LIMIT $s_{\beta-\alpha} \sim 0$

We begin our analysis of the  $m_{H_0} = 125$  GeV case focusing on the alignment limit  $s_{\beta-\alpha} \sim 0$  (see e.g. [415]). As discussed above, the combination of flavour bounds and EWPO constraints yield a lower limit  $m_{A_0} \gtrsim 460$  GeV, very weakly dependent on the value of  $m_h$ , resulting in a large mass splitting  $m_{A_0} - m_h > 300$  GeV. Comparing the present scenario with that analyzed in Section 2 the CMS search for  $A_0 \rightarrow Zh$  ( $Z \rightarrow \ell\ell$ ,  $h \rightarrow b\bar{b}, \tau\tau$ ) [419] also places important constraints in the allowed parameter space, with two key differences with respect to the  $m_h = 125$  GeV scenario: (i) For  $m_h > m_{H_0}/2$ , the theoretical constraints do not restrict the values of  $t_\beta$ , so that  $t_\beta \gg 1$  is theoretically allowed. (ii) There is no competing decay to  $A_0 \rightarrow Zh$  (an equivalent of  $H_0 \rightarrow A_0 A_0$  in the  $m_h = 125$  GeV scenario), such that an  $\mathcal{O}(1)$  branching ratio for  $A_0 \rightarrow Zh$  is generally realized.

For simplicity, we fix  $m_{H^\pm} = 480$  GeV for  $m_{A_0} < 480$  GeV, and  $m_{H^\pm} = m_{A_0}$  otherwise throughout our analysis. This choice respects the  $B \rightarrow X_s \gamma$  flavour constraint, as well as EWPO limits, and does not impact our results. As before, the cases  $m_h > m_{H_0}/2$  and  $m_h < m_{H_0}/2$  are phenomenologically different, and we analyze separately.

##### 3.1.1 $m_h > m_{H_0}/2$

In this case, the only constraints on the allowed values of  $\mu^2$  are theoretical: stability, perturbativity and unitarity. Furthermore, for positive  $m_{A_0} - m_{H_0}$  and  $m_{A_0} - m_h$  mass splittings, the value  $\mu^2 = m_h^2 s_\beta c_\beta$  guarantees a stable potential (see e.g. [417]) independently of the value of  $t_\beta$ . Perturbativity/unitarity constraints also become insensitive to  $t_\beta$ , and are only violated for very large mass splittings, occurring for  $m_{A_0} \gtrsim 620$  GeV. In this setup, we compute the cross section for  $A_0 \rightarrow Zh$  ( $Z \rightarrow \ell\ell$ ,  $h \rightarrow b\bar{b}$ ) in gluon fusion and  $b\bar{b}$ -associated production at 8 TeV as a function of  $t_\beta$  for each mass pair  $(m_{A_0}, m_h)$  in  $m_h \in [63, 125]$  GeV,  $m_{A_0} \in [460, 620]$  GeV, and compare it with the limits from the CMS  $A_0 \rightarrow Zh$  search [419] to derive the limits this search poses on  $t_\beta$ . The results are shown in Figure 6 as lower (LEFT) and upper (RIGHT) bounds on  $t_\beta$  in the  $(m_{A_0}, m_h)$  plane.



**Figure 6:** LEFT: Lower bounds from [419] on  $t_\beta$  as a function of  $(m_{A_0}, m_h)$  for gluon fusion production of  $A_0$ . RIGHT: Upper bounds from [419] on  $t_\beta$  as a function of  $(m_{A_0}, m_h)$  for  $b\bar{b}$ -associated production of  $A_0$ .

As Figure 6 shows, while no mass point  $(m_{A_0}, m_h)$  is completely excluded by the CMS  $A_0 \rightarrow Zh$  search, the allowed range of  $t_\beta$  is quite constrained by this search, to lie approximately within  $t_\beta \in [4, 16]$  ( $t_\beta \in [2, 30]$ ) for the lower (upper) allowed  $m_{A_0}$  region. Moreover, the allowed value of  $t_\beta$  is also constrained by the ATLAS/CMS searches for neutral scalars in  $b\bar{b}$ -associated production decaying to  $\tau\tau$  for  $m_h < 80$  GeV [424] and  $m_h > 90$  GeV [425, 426]. The combination of various constraints is shown in Figure 7 in the  $(m_h, t_\beta)$  plane, for  $m_{A_0}$  in the range  $m_{A_0} \in [m_{A_0}^{\text{EWPO}}, m_{A_0}^{\text{pert}}]$ , where  $m_{A_0}^{\text{EWPO}} \sim 460$  GeV is the lower bound on  $m_{A_0}$  from the combination of flavour and EWPO constraints, and  $m_{A_0}^{\text{pert}} \sim 620$  GeV is the upper bound on  $m_{A_0}$  from perturbativity (both bounds are weakly dependent on  $m_h$ ).

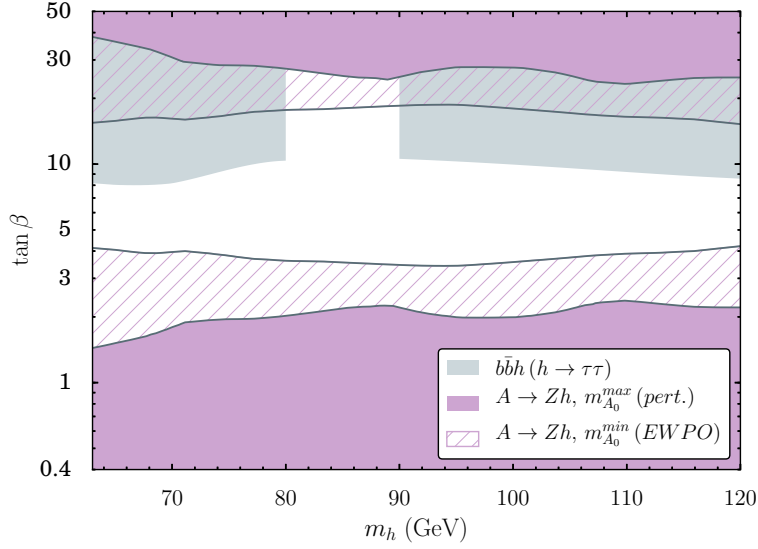
### 3.1.2 $m_h < m_{H_0}/2$

For  $m_h < m_{H_0}/2$  the decay channel  $H_0 \rightarrow hh$  becomes kinematically open and could lead to a large modification of the 125 GeV Higgs  $H_0$  decay branching ratios, which is highly constrained by LHC data. Recalling the discussion in Section 2 there is a bound  $\mathcal{B}(H_0 \rightarrow hh) \lesssim 15\%$ , requiring the trilinear coupling  $g_{H_0 hh}$ , which in the alignment limit reads

$$g_{H_0 hh} = -\frac{2m_h^2 + m_{H_0}^2 - 4\mu^2/s_{2\beta}}{v}, \quad (3)$$

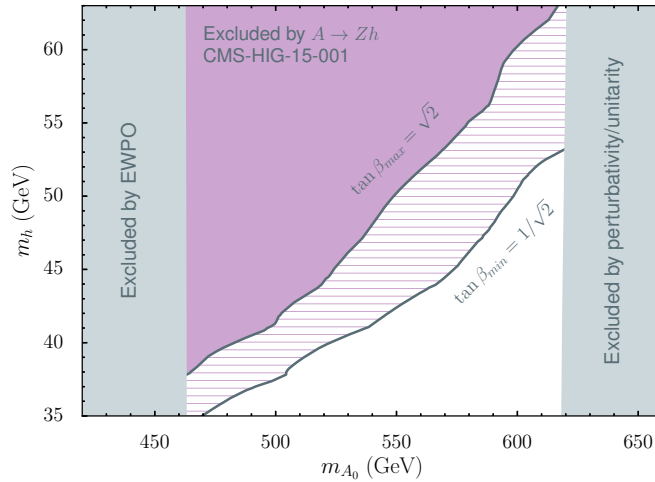
to approximately vanish. This in turn fixes the value of  $\mu^2$  as a function of  $m_h$  and  $t_\beta$ . The effect of this condition is to restrict the range of  $t_\beta$  allowed by theoretical constraints. In particular we find that stability requires  $t_\beta \in [1/\sqrt{2}, \sqrt{2}]$ . As only  $t_\beta \sim 1$  values are allowed for  $m_h < m_{H_0}/2$ , the capability of the CMS  $A_0 \rightarrow Zh$  search [419] to probe this region of parameter





**Figure 7:** Lower bound on  $\tan \beta$  from gluon fusion production of  $A_0$  (lines above  $\tan \beta = 10$ ) and upper bound from  $b\bar{b}$ -associated production for two extreme  $m_{A_0}$  values:  $m_{A_0}(\text{EWPO})$  being the minimum allowed by electroweak precision observables and  $m_{A_0}(\text{pert.})$  the maximum allowed by stability/perturbative unitarity. The grey regions are excluded by the CMS searches of a light scalar produced in in  $bb$ -associated production decaying to  $\tau\tau$  [424] (covering masses  $m_h < 80$  GeV) and [425] (covering masses  $m_h > 90$  GeV).

space greatly increases, completely ruling out a sizable portion of the mass plane  $(m_{A_0}, m_h)$  as shown in Figure 8.

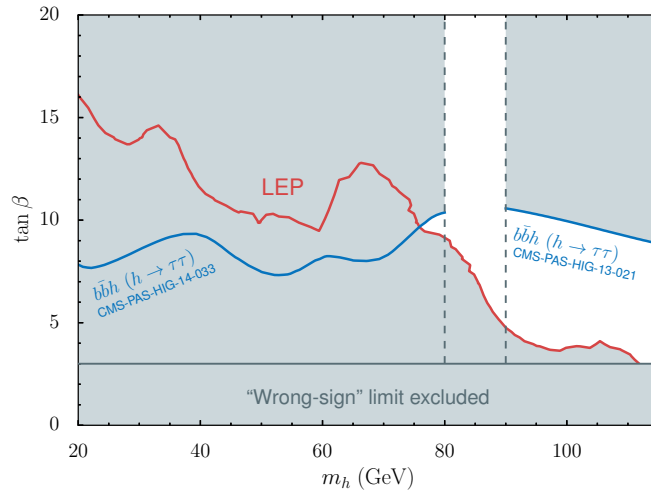


**Figure 8:** Bounds on a light neutral CP-even Higgs  $h$  in the  $(m_h, t_\beta)$ -plane from Higgs searches at LEP [427] and CMS searches of a light scalar produced in in  $bb$ -associated production decaying to  $\tau\tau$  [424] (covering masses  $m_h < 80$  GeV) and [425] (covering masses  $m_h > 90$  GeV). The combination rules out Higgs masses  $m_h < 75$  GeV.

### 3.2 WRONG-SIGN LIMIT $c_{\beta+\alpha} = 1$

For  $m_h < 114.5$  GeV, the wrong-sign limit is strongly constrained by LEP searches for  $h$  produced in association with a  $Z$  boson, which bound the departure from alignment  $s_{\beta-\alpha} = 0$  as a function of  $m_h$  [427]. For  $c_{\beta+\alpha} = 1$  this translates into a lower bound on  $t_\beta$  for each mass  $m_h$  in the range  $m_h \in [20, 114.5]$  GeV, shown in Figure 9. We stress that the wrong-sign limit only yields a 95% C.L. allowed fit to the 125 GeV Higgs signal strength for  $t_\beta \gtrsim 3$  (see e.g. [417, 428, 429]).

At the same time, searches for neutral scalars produced in association with  $b\bar{b}$  and decaying to  $\tau\tau$  by ATLAS/CMS for  $m_h > 90$  GeV [425, 426] and by CMS for  $m_h \in [20, 80]$  GeV [424] yield a corresponding upper bound on  $t_\beta$ . As shown in Figure 9, the combination of LEP and CMS bounds rules out light Higgs masses up to  $m_h = 75$  GeV. We note that the value of  $\mu^2$  (and the constraint from  $H_0 \rightarrow hh$  decays) is not relevant here, as it does not affect the bounds discussed and these rule out the region  $m_h < m_{H_0}/2$ .



**Figure 9:** Bounds on a light neutral CP-even Higgs  $h$  in the wrong-sign limit in the  $(m_h, t_\beta)$ -plane from Higgs searches at LEP [427] and CMS searches of a light scalar produced in in  $bb$ -associated production decaying to  $\tau\tau$  [424] (covering masses  $m_h < 80$  GeV) and [425] (covering masses  $m_h > 90$  GeV). The combination rules out Higgs masses  $m_h < 75$  GeV.

## CONCLUSIONS

Taking into account the most updated constraints on light neutral Higgs bosons, we have investigated the allowed parameter space in Type II 2HDM with a neutral state below 125 GeV. Either  $h$ , the light CP-even state, or  $H_0$ , the heavy CP-even state, were identified as the 125 GeV state.

In the  $m_h = 125$  GeV case, notably, the CMS search for  $H_0 \rightarrow ZA_0 \rightarrow \ell\ell b\bar{b}$  is very sensitive to the  $m_{A_0} < m_h$  region and rules out large portions of the previously allowed parameter space, particularly for  $m_h > m_{A_0} > m_h/2$  where values of  $\tan\beta < 1.10$  are completely excluded. As a consequence, the  $H_0 \rightarrow A_0A_0$  channel turns out to be a powerful complementary probe of this region.

In the  $m_{H_0} = 125$  GeV case, we find that the CMS search for  $A_0 \rightarrow Zh \rightarrow \ell\ell b\bar{b}$  rules out a very large portion of the  $m_h < m_{H_0}/2$  region, and highly constrains the allowed values

of  $\tan \beta$  for  $m_{H_0} > m_h > m_{H_0}/2$ . In addition, the ATLAS and CMS searches for  $h \rightarrow \tau\tau$  in  $bb$ -associated production provide a strong constraint for high  $\tan \beta$ .

In both scenarios, we find that the prospects for the LHC Run 2 at 13 TeV are excellent, and most of the 2HDM parameter space characterized by a light neutral scalar could be explored.

## ACKNOWLEDGEMENTS

This work was supported in part by the Research Executive Agency (REA) of the European Union under the Grant Agreement PITN-GA2012-316704 (HiggsTools), the ANR project DMAS-TROLHC, the “Investissements d’avenir, Labex ENIGMASS”, the UK Science and Technology Facilities Council (STFC) under grant number ST/L000504/1, and the People Programme (Marie Curie Actions) of the European Union Seventh Framework Programme (FP7/2007-2013) under REA Grant Agreement PIEF-GA-2013-625809.

# Contribution 13

## LHC diphoton and diboson probes of custodial fiveplet scalars

*A. Delgado, M. Garcia-Pepin, M. Quirós, J. Santiago and R. Vega-Morales*

### Abstract

We discuss diphoton and diboson probes of custodial fiveplet scalars. We show for the first time that when the  $W$  boson loop dominates the effective couplings to photons, a custodial fiveplet scalar below  $\sim 110$  GeV is ruled out by 8 TeV LHC diphoton searches independently of the Higgs triplet VEV. We also make rough estimates for 13 TeV.

## 1 INTRODUCTION

Both the Georgi-Macachek (GM) model [430] and its supersymmetric generalization, the Supersymmetric Custodial Triplet Model (SCTM) [431, 432], feature a set of light triplet-like scalars which is well within LHC reach and could thus provide a promising test avenue. Moreover, for the particular case of the SCTM, it was argued in [431] that a light mass for the triplet-like states is tied to a sizeable value of  $v_{\text{triplet}}$ . Therefore, searching for these scalars is also testing the nature of EWSB and probing the interesting properties of custodial Higgs triplet models. It is then of great importance to perform a collider study searching for these triplet-like states. The smoking gun of all custodial Higgs triplet models [430–444] is the presence of a  $SU(2)_V$  custodial fiveplet ( $H_5$ ) scalar which features a  $CP$ -even neutral ( $H_5^0$ ), singly ( $H_5^\pm$ ), and doubly ( $H_5^{\pm\pm}$ ) charged component all with degenerate masses. Here we examine diphoton and diboson probes at the LHC of these fiveplet scalars.

As the fiveplet does not couple to quarks (it is fermiophobic), production via gluon fusion is not available. Furthermore, if the VEV of the fermiophobic Higgs is small (as compared to the SM-like Higgs doublet VEV), vector boson fusion (VBF) and associated Higgs vector boson production (VH) quickly become highly suppressed [445]. Since these are the dominant production mechanisms in the SM, they have been assumed as the production mechanisms in almost all Higgs-like boson searches regardless of if they are fermiophobic or not. On the other hand, since LHC measurements of the 125 GeV Higgs boson couplings seem to indicate a SM-like Higgs boson, this implies a small VEV for any additional exotic Higgs boson. As these measurements increase in precision without observing a deviation from the SM prediction, previous collider searches for fermiophobic Higgs bosons, which assumed SM-like production mechanisms, become increasingly obsolete.

However, Drell-Yan (DY) Higgs pair production of the fiveplets is sizable even in the limit of small exotic Higgs vev. Furthermore, since there is no  $b\bar{b}$  decay to compete with, custodial fiveplets can have large branching ratios to vector boson pairs, in particular to photons. This can be combined with DY pair production to place stringent constraints on the fiveplet Higgs bosons using multiphoton final states. Actually, the  $W$  boson mediated  $H_5^\pm H_5^0$  production channel (see Fig. 1), followed by  $H_5^\pm \rightarrow W^\pm H_5^0$  and  $H_5^0 \rightarrow \gamma\gamma$  decays, leads to a  $4\gamma + X$  final state,

which has been proposed as a probe [446, 447] of fermiophobic Higgs bosons at high energy colliders. However, the  $H^\pm \rightarrow W^\pm H_F^0$  decay requires a mass splitting between the charged and neutral Higgs. In custodial Higgs triplet models, the neutral and charged Higgs scalars are predicted to be degenerate, thus the CDF  $4\gamma + X$  search [448] cannot be applied to this case. We show for the first time that, when the  $W$  boson loop dominates the effective couplings to photons, a custodial fiveplet scalar below  $\sim 110$  GeV is ruled out by 8 TeV LHC diphoton searches independently of the Higgs triplet VEV. Larger masses possibly up to  $\sim 150$  GeV can also be ruled out if charged scalar loops produce large constructive contributions to the effective photon couplings. We also find that diboson searches, and in particular  $ZZ$  searches, may be useful for higher masses allowing us to potentially obtain limits again for custodial fiveplet masses up to  $\sim 250$  GeV independently of the Higgs triplet VEV.

## 2 THE MODEL

The differences between the GM model and the SCTM are not relevant for our current study. The crucial feature that both share, in addition to being easily made to satisfy constraints from electroweak precision data, is that after EWSB the Higgs triplets decompose into representations of the custodial  $SU(2)_V$  global symmetry. In particular, all custodial Higgs triplet models contain the aforementioned fermiophobic scalar ( $H_5$ ) that transforms as a fiveplet under the custodial symmetry  $SU(2)_V$  and can be very light. We will thus only introduce the non-supersymmetric GM model since it is the most minimal realization of this situation and the results are directly extended to the supersymmetric SCTM. We only focus on the fiveplet and the relevant couplings for our study. Further details of these models can be found in [430–444].

In the GM model, two  $SU(2)_L$  triplets scalars are added to the SM in such a way that the Higgs potential preserves a global  $SU(2)_L \otimes SU(2)_R$  symmetry which is broken to the vector custodial subgroup  $SU(2)_V$  after EWSB, predicting  $\rho = 1$  at the tree-level [430]. More specifically, on top of the SM Higgs doublet  $H = (H^+, H^0)^T$ , one real  $SU(2)_L$  triplet scalar with hypercharge  $Y = 0$ ,  $\phi = (\phi^+, \phi^0, \phi^-)^T$ , and one complex triplet scalar with  $Y = 1$ ,  $\chi = (\chi^{++}, \chi^+, \chi^0)^T$ , are added. In terms of representations of  $SU(2)_L \otimes SU(2)_R$  they transform as  $(\mathbf{2}, \mathbf{2})$  and  $(\mathbf{3}, \mathbf{3})$ , respectively.

If EWSB proceeds such that  $v_H \equiv \langle H^0 \rangle \equiv v_{doublet}$ ,  $v_\phi \equiv \langle \phi^0 \rangle = v_\chi \equiv \langle \chi^0 \rangle \equiv v_{triplet}$ , i.e. the triplet VEVs are aligned, then  $SU(2)_L \otimes SU(2)_R$  will be broken to the custodial subgroup  $SU(2)_V$ , which ensures that the  $\rho$  parameter is equal to one at tree-level as in the SM. We can also schematically define the SM doublet-exotic Higgs ‘VEV mixing angles’ ( $c_\theta \equiv \cos \theta$ ,  $s_\theta \equiv \sin \theta$ ),

$$c_\theta \equiv \frac{v_{doublet}}{v}, \quad s_\theta \equiv \frac{v_{triplet}}{v} \quad (v = 246 \text{ GeV}). \quad (1)$$

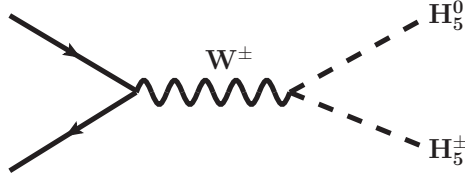
If one neglects the tiny breaking generated by the hypercharge, all mass eigenstates are classified into  $SU(2)_V$  multiplets degenerate in mass and in particular a singlet, triplet, and fiveplet. The fiveplet, which we focus on, is a pure triplet-like state with no mixing with the doublet sector. This ensures that the fiveplet is fermiophobic, i.e. it does not couple to fermions at tree level. Due to hypercharge and Yukawa interactions, custodial breaking effects are introduced at one loop and can spoil the fermiophobic and degenerate mass conditions along with introducing dangerous deviations from  $\rho = 1$ . However, these effects are naturally small, allowing for these conditions to be maintained to a good approximation.

## 2.1 Pair production of $H_5^0$

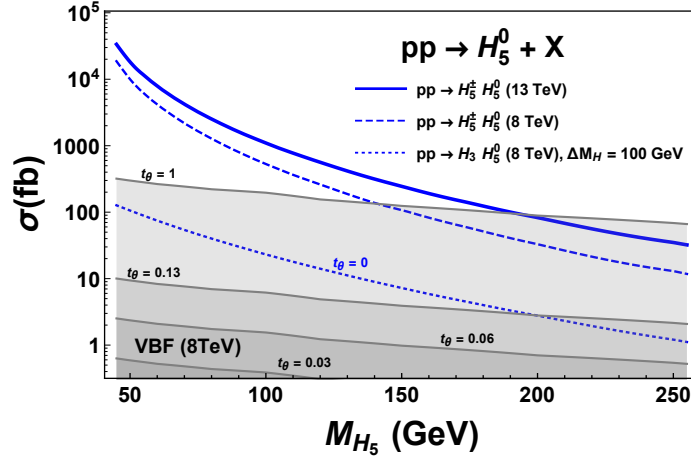
The main focus of this study will be the  $pp \rightarrow W^\pm \rightarrow H_5^0 H_5^\pm$  production channel shown in Fig. 1. The relevant vertex for the Drell-Yan pair production (Fig. 1) reads

$$V_{WH_5H_5} \equiv ig \frac{\sqrt{3}}{2} (p_1 - p_2)^\mu, \quad (2)$$

where we can see that the coupling does not depend on the triplet VEV and therefore DY is not suppressed even in the case when the triplet VEV is small. We show in Fig. 2 the cross section (solid blue) as a function of  $H_5^0$  for the  $H_5^0 H_5^\pm$  channel. We see that it can be  $\sim \mathcal{O}(100)$  fb all the way up to  $\sim 200$  GeV at 8 TeV (dashed blue curve) while at 13 TeV (solid blue curve) it will be increased by roughly a factor of  $\sim 2$ . If the fiveplet is instead produced in pair with a custodial triplet which is 100 GeV heavier (dotted blue) the cross section is considerably reduced. Note that there are also NLO contributions which may generate  $\sim \mathcal{O}(1)$  K-factors for Higgs pair production [337, 449, 450], but we do not explore this issue here as it does not qualitatively affect the discussion.



**Figure 1:** The dominant contribution to custodial fiveplet scalar pair production.



**Figure 2:** Drell-Yan Higgs pair production cross sections for a custodial fiveplet scalar at the LHC with  $\sqrt{s} = 8$  TeV (dashed blue curve) and  $\sqrt{s} = 13$  TeV (thick blue solid curve). We also show the case where the fiveplet is produced along with a custodial triplet (blue dotted) which is 100 GeV more massive (see text for more information).

To demonstrate the utility of the DY Higgs pair production mechanism we show for comparison results for VBF single  $H_5^0$  production. We see clearly that once the measurements of

the Higgs boson at 125 GeV constrain  $s_\theta \ll 1$ , the VBF production channel quickly becomes highly suppressed relative to the DY Higgs pair production. Similar behavior can be seen for the  $VH$  production channels which are typically smaller than the VBF cross sections except at very low masses [111, 451, 452].

To summarize, we see that  $\sim \mathcal{O}(100)$  fb cross sections are obtained for the  $pp \rightarrow H_5^0 H_5^\pm$  Higgs pair production channel in the mass range 45 – 250 GeV. Crucially, this production mechanism is independent of the Higgs triplet VEV unlike VBF and VH production. As we will see, diphoton and diboson searches at the 8 TeV LHC are sensitive to  $\sim \mathcal{O}(100)$  fb cross section times branching ratios. Thus if the branching ratios to dibosons are large, searches at the LHC for pairs of photons or  $Z$  and  $W$  bosons should be able to probe the fiveplet in this mass range.

## 2.2 Decay of $H_5^0$

In addition to the  $WH_5H_5$  vertex of Eq. (2),  $H_5^0$  will have tree level couplings to  $WW$  and  $ZZ$  pairs which are generated during EWSB and which will be proportional to the triplet Higgs VEV. These can be parametrized as,

$$\mathcal{L} \supset s_\theta \frac{H_5^0}{v} \left( g_Z m_Z^2 Z^\mu Z_\mu + 2g_W m_W^2 W^{\mu+} W_\mu^- \right), \quad (3)$$

where  $g_Z = 4/\sqrt{3}$  and  $g_W = -2/\sqrt{3}$ . The ratio  $\lambda_{WZ} = g_Z/g_W$  is fixed by custodial symmetry to be  $\lambda_{WZ} = -1/2$  [453]. At one loop the couplings in Eq. (3) will also generate effective couplings to  $\gamma\gamma$  and  $Z\gamma$  pairs via the  $W$  boson loops shown in Fig. 3. We can parametrize these couplings with the effective operators,

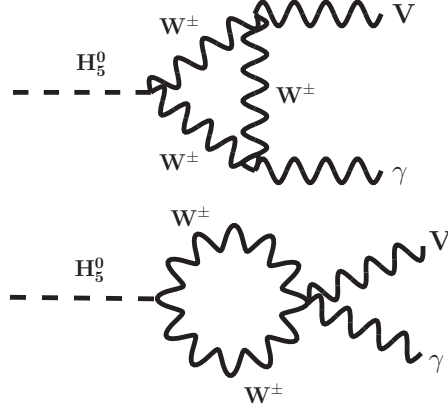
$$\mathcal{L} \supset \frac{H_5^0}{v} \left( \frac{c_{\gamma\gamma}}{4} F^{\mu\nu} F_{\mu\nu} + \frac{c_{Z\gamma}}{2} Z^{\mu\nu} F_{\mu\nu} \right), \quad (4)$$

where  $V_{\mu\nu} = \partial_\mu V_\nu - \partial_\nu V_\mu$ . We again define similar ratios,

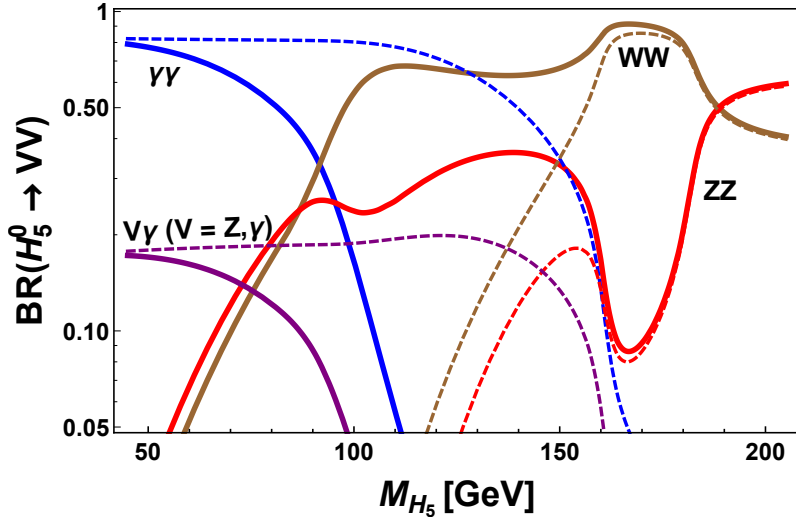
$$\lambda_{V\gamma} = c_{V\gamma}/g_Z, \quad (5)$$

where  $V = Z, \gamma$  and we have implicitly absorbed a factor of  $s_\theta$  into  $c_{V\gamma}$ . There are also contributions to the effective couplings in Eq. (4) from the additional charged Higgs bosons which are necessarily present in the GM model and the SCTM. These contributions can be large or small depending on the model and parameter choice. They can in principle lead to large enhancements [454] when there is constructive interference with the  $W$  boson loop, or suppressions if there are cancellations between the different contributions [455, 456], leading to small  $c_{V\gamma}$  effective couplings.

We show the branching ratios of  $H_5^0$  in Fig. 4. To obtain the three and four body decays we have integrated the analytic expressions for the  $H_5^0 \rightarrow V\gamma \rightarrow 2\ell\gamma$  and  $H_5^0 \rightarrow VV \rightarrow 4\ell$  fully differential decay widths computed and validated in [457–459]. For the explicit  $W$  loop functions which contribute to the effective couplings we use the parametrization and implementation found in [460]. The branching ratios will only depend on the ratios  $\lambda_{WZ}$  and  $\lambda_{V\gamma}$ , and in some cases only on  $\lambda_{WZ}$  if the  $W$  loop (see Fig. 3) dominates the  $H_5^0 V\gamma$  effective couplings (solid curves). In this case any  $s_\theta$  dependence in  $\lambda_{V\gamma}$  cancels explicitly. At low masses, below  $\sim 100$  GeV, the branching ratio into pairs of photons starts to become significant and quickly dominant below the  $W$  mass, or at higher masses if the couplings to photons are enhanced (dashed lines). We note that these branching ratios include the  $\gamma^*\gamma$  contribution which,



**Figure 3:** One loop contributions from  $W$  boson loops to the  $H_5^0 \rightarrow V\gamma$  decays ( $V = Z, \gamma$ ).



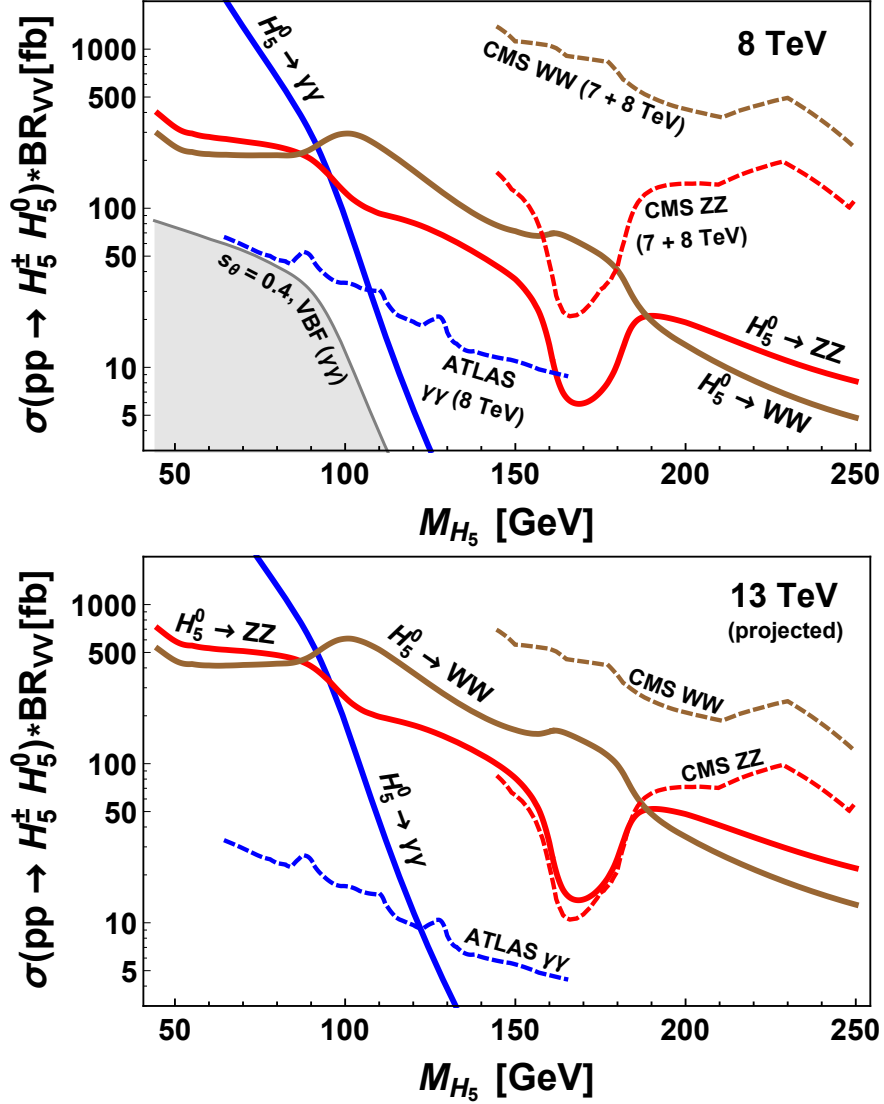
**Figure 4:** Branching ratios for  $H_5^0$  as a function of its mass.

as shown in Fig. 4, can be sizeable at low masses. At larger masses the three and four body decays involving  $W$  and  $Z$  bosons become relevant and eventually completely dominant above the  $WW$  and  $ZZ$  thresholds.

### 3 Closing the ‘Fiveplet Window’

In Fig. 5 we show the  $pp \rightarrow W^\pm \rightarrow H_5^\pm H_5^0$  production cross section times branching ratio for a custodial fiveplet decay into photon (blue),  $WW$  (brown), and  $ZZ$  (red) pairs at 8 TeV (top) and 13 TeV (bottom). We also show the limits (dashed lines) coming from ATLAS diphoton searches at 8 TeV [461] (blue) as well as CMS 7 + 8 TeV searches [462] for decays to  $WW$  (brown) and  $ZZ$  (red). To estimate the limits at 13 TeV we have simply rescaled the 8 TeV limits by a factor of 2 which is roughly the increase in Higgs pair production cross section. Our leading order results for the  $pp \rightarrow W^\pm \rightarrow H_5^\pm H_5^0$  production cross sections are calculated using the Madgraph/GM model implementation from [53, 463]. The branching ratios are obtained from the partial widths into  $\gamma\gamma$ ,  $V^*\gamma$  ( $V = Z, \gamma$ ),  $WW$ , and  $ZZ$  which are computed for the mass





**Figure 5: Top:** Drell-Yan  $H_5^0 H_5^\pm$  production cross sections times branching ratio at 8 TeV (solid curves) into  $\gamma\gamma$  (blue),  $ZZ$  (red), and  $WW$  (brown) for the fermiophobic fiveplet found in custodial Higgs triplet models. The 95% exclusion limits (dashed curves) from diphoton 8 TeV ATLAS [461] and 7 + 8 TeV CMS  $WW$  and  $ZZ$  searches [462] are also shown for each channel. In the gray shaded region we show for comparison the  $s_\theta = 0.4$  contour for single  $H_5^0$  VBF production (see text). **Bottom:** The same for the 13 TeV LHC. For the 13 TeV limits we have simply rescaled 8 TeV limits by a factor of 2.

range 45 – 250 GeV.

We focus on the regime where the effective couplings of the fiveplet to  $\gamma\gamma$  and  $Z\gamma$  are dominated by the  $W$  loop contribution shown in Fig. 3. The effects of the charged scalar sector could in principle be large [454] leading to enhanced or suppressed effective couplings to photons. As discussed above, this can affect the upper limit of masses which can be ruled out and could in principle allow for masses up to the  $WW$  threshold to be ruled out by diphoton searches. Since these effects are more model dependent we do not consider them here.

We see in the top of Fig. 5 that by exploiting the  $H_5^0 H_5^\pm$  Higgs pair production mechanism,

custodial fiveplet scalars with masses  $\sim 107$  GeV can be ruled out by 8 TeV diphoton searches, independently of the Higgs triplet VEV. These are the first such limits on custodial fiveplet scalars and in particular, since the charged and neutral components are degenerate, limits from Tevatron  $4\gamma + X$  searches [448] do not apply. This is because, for the cases of the custodial fiveplet where the masses are degenerate, the  $H_5^\pm \rightarrow H_5^0 W^\pm$  decay is not available. In this case the one loop  $H_5^\pm \rightarrow W^\pm \gamma$  decay can become dominant leading instead to a  $3\gamma + W$  signal. Examining this decay as well should improve the sensitivity relative to LHC diphoton searches, but we do not explore that here.

To emphasize the utility of the DY pair production mechanism, we also show in the top of Fig. 5 the cross section times branching ratio assuming the VBF production (gray shaded region) mechanism at 8 TeV. We have fixed  $s_\theta = 0.4$  for the doublet-triplet VEV mixing angle as defined in [463] and schematically in Eq. (1). The value  $s_\theta = 0.4$  is close to the upper limit of values still allowed by electroweak precision and 125 GeV Higgs data [464–467], but we can see in Fig. 5 that this already renders diphoton searches for custodial fiveplet scalars based on VBF (and similarly for VH) production irrelevant.

We also emphasize that ruling out a custodial fiveplet below  $\sim 110$  GeV independently of the VEV allows us to unambiguously close the fiveplet ‘window’ at masses below  $\sim 100$  GeV [440] which is still allowed by electroweak precisions data [468] and essentially unconstrained by other LEP, Tevatron, and LHC direct searches. Thus we are able to rule out an interesting region of parameter space of custodial Higgs triplet models which would otherwise be difficult to constrain directly. We estimate in the bottom of Fig. 5 that 13 TeV diphoton searches will be sensitive to scalar masses up to  $\sim 125$  GeV in the regime of dominant  $W$  boson loop, though NLO Higgs pair production effects [450] may allow this to be extended further. The diphoton search discussed here may of course be useful for other scalars which are found in custodial Higgs triplet models, but we do not explore this here.

Finally, we also see in Fig. 5 that  $WW$  and  $ZZ$  searches may be useful for probing custodial fiveplet scalars independently of the Higgs triplet VEV as well. Though 8 TeV searches are not quite sensitive, larger Higgs pair production cross sections at 13 TeV (see Fig. 1) should allow for fiveplet masses well above diphoton limits to be probed and possibly as high as  $\sim 250$  GeV. In particular, as we can see in the bottom of Fig. 5, the  $ZZ$  channel should become sensitive with early 13 TeV data for masses around the  $ZZ$  threshold. This also serves as a useful compliment to  $W^+W^+$  searches for the doubly charged component of the custodial fiveplet [469].

## CONCLUSIONS

We have examined the particular case of a custodial fiveplet scalar found in all incarnations of custodial Higgs triplet models [430, 431, 439] in which the neutral and charged component are predicted to be degenerate. We have shown for the first time that a custodial fiveplet scalar below  $\sim 110$  GeV is ruled out by 8 TeV diphoton searches and possibly up to higher masses if charged scalar loops produce large constructive contributions to the effective photon couplings. These limits are also largely independent of the Higgs triplet VEV and so robustly close the ‘fiveplet window’ at masses below  $\sim 110$  GeV [440], still allowed by electroweak precision and 125 GeV Higgs boson data. We also find that diboson searches, and in particular  $ZZ$  searches, may be useful for larger fiveplet masses, allowing us to potentially obtain limits again independently of the Higgs triplet VEV.

## **ACKNOWLEDGEMENTS**

We would like to thank the Ecole de Physique des Houches for creating a stimulating atmosphere where this project was started.

## Contribution 14

# Probing effective Higgs couplings at the LHC in $h \rightarrow 2\ell 2\nu$ decays with multi-dimensional matrix element and likelihood methods

*Y. Chen, A. Falkowski and R. Vega-Morales*

### Abstract

We examine the possibility of probing anomalous Higgs couplings at the LHC in  $h \rightarrow WW \rightarrow 2\ell 2\nu$  decays using multi-dimensional matrix element methods. We describe broadly a likelihood framework which can be used to probe effective Higgs couplings to  $WW$  pairs at the LHC or future colliders. As part of this we compute the  $h \rightarrow WW \rightarrow 2\ell 2\nu$  fully differential decay width and discuss the observables available in the  $2\ell 2\nu$  final state.

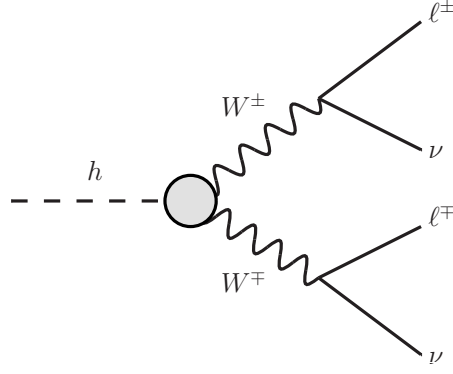
## 1 INTRODUCTION

The discovery of a 125 GeV boson at the Large Hadron Collider (LHC) [92, 93] completes the search for all propagating degrees of freedom predicted by the SM. The quest to uncover the precise properties of this ‘Higgs’ boson is now underway. Some One of the most important properties of the Higgs boson to pin down precisely consists of the nature of its couplings to the electroweak gauge bosons. These couplings contain important information about electroweak symmetry breaking and may offer clues towards beyond the standard model physics. Thus probing them with the highest precision possible is crucial and a vigorous program for studying them at the LHC is already underway.

At present most of the progress in probing effective couplings, in particular their CP properties, has come via the fully reconstructable Higgs decay to four leptons for which many studies [457, 458, 470–503] have been conducted. In four lepton decays, one can probe directly the effective couplings of the Higgs boson to photons and  $Z$  bosons. These studies have shown that Higgs to four lepton decays are useful probes of the tensor structure and CP nature of these effective couplings.

Less emphasized has been Higgs decays mediated by  $WW$  pairs as a probe of its effective couplings to  $W$  bosons. This channel is more difficult than the four lepton final state since, due to the presence of neutrinos, it is not fully reconstructable. There has been some progress so far in the opposite flavor  $h \rightarrow WW \rightarrow e\nu\mu\nu$  channel using kinematic discriminants [273, 487, 504] or boosted decision trees (BDT) [505, 506]. These studies indicate that  $h \rightarrow WW \rightarrow 2\ell 2\nu$  decays can in principle also be used as a way of probing anomalous Higgs couplings at the LHC.

In this note we examine the possibility of adapting analytic based matrix element methods (MEM) which have been developed for  $h \rightarrow 4\ell$  and  $h \rightarrow 2\ell\gamma$  decays [273, 457, 460, 482, 489, 499–501] to the process  $h \rightarrow WW \rightarrow 2\ell 2\nu$ . We initiate this by broadly outlining the con-



**Figure 1:** Schematic representation of the effective Higgs couplings to  $WW$  pairs which generate  $h \rightarrow 2\ell 2\nu$  decays.

struction of a multi-dimensional likelihood analysis framework which can be used to perform a multi-parameter extraction and establish the CP properties of the effective Higgs couplings to  $W$  bosons. In addition we discuss the parametrization of the effective Higgs couplings as well as the kinematic observables available in the  $2\ell 2\nu$  final state.

## 2 EFFECTIVE COUPLINGS AND DIFFERENTIAL DECAY WIDTH

Here we discuss the parametrization of the effective Higgs couplings to  $W$  boson pairs. We also describe the analytic computation of the parton level  $h \rightarrow WW \rightarrow 2\ell 2\nu$  fully differential cross section.

### 2.1 TENSOR STRUCTURE AND EFFECTIVE VERTEX

The couplings of the Higgs boson to a pair of  $W$  bosons can be parameterized with the following tensor structure,

$$\begin{aligned} \Gamma_{hWW}^{\mu\nu} &= \frac{1}{v} \left( A_1^{WW} m_W^2 g_{\mu\nu} + A_2^{WW} (k_1^\nu k_2^\mu - k_1 \cdot k_2 g^{\mu\nu}) \right. \\ &\quad \left. + A_3^{WW} \epsilon^{\mu\nu\alpha\beta} k_{1\alpha} k_{2\beta} + (A_4^{WW} k_1^2 + \bar{A}_4^{WW} k_2^2) g_{\mu\nu} \right). \end{aligned} \quad (1)$$

The variables  $k_1$  and  $k_2$  represent the four momentum of the intermediate  $W$  bosons and  $v$  is the Higgs vacuum expectation value (vev) which we have chosen as our overall normalization. The  $A_{WW}^i$  are dimensionless and at this point, they are arbitrary complex form factors with a possible momentum dependence (or more precisely a  $\hat{s}, k_1^2, k_2^2$  dependence), making the effective vertex of Eq. (1) completely general.

### 2.2 DIFFERENTIAL DECAY WIDTH AND PARTIAL SUB-RATES

With the tensor structure in Eq. (1), we then analytically compute the fully differential decay width for  $h \rightarrow 2\ell 2\nu$  as a sum of terms which are quadratic in the  $A_n^{WW}$  form factors. This can be written as,

$$\frac{d\Gamma_{h \rightarrow 2\ell 2\nu}}{d\vec{\mathcal{P}}} = \Pi_{2\ell 2\nu} |\mathcal{M}(h \rightarrow 2\ell 2\nu)|^2, \quad (2)$$

where  $\Pi_{2\ell 2\nu}$  is the  $2\ell 2\nu$  four body phase space and  $d\vec{\mathcal{P}}$  is the four body fully differential volume element which will be discussed more below.

We have defined the matrix element squared as,

$$|\mathcal{M}(h \rightarrow 2\ell 2\nu)|^2 = \sum_{nm} A_n^{WW} A_m^{WW*} \times |\mathcal{M}(h \rightarrow 2\ell 2\nu)|_{nm}^2, \quad (3)$$

where  $n, m = 1, 2, 3, 4$ . Each term in this sum makes up a differential ‘sub-matrix element’ squared, but note they need not be positive in the case of interference terms. We will define these sub-matrix elements as,

$$|\mathcal{M}|_{nm}^2 \equiv A_n^{WW} A_m^{WW} \times |\mathcal{M}(h \rightarrow 2\ell 2\nu)|_{nm}^2. \quad (4)$$

At the level of the fully differential decay width, the decay  $h \rightarrow WW \rightarrow 2\ell 2\nu$  is similar to the  $h \rightarrow ZZ \rightarrow 2e2\mu$  fully differential one due to the identical tensor structures of the effective Higgs couplings. Of course the  $Z$  propagator and couplings are now replaced by those for the  $W$  boson.

With analytic expressions for the fully differential decay width in Eq (1) in hand, we could in principle define the same set of center-of-mass (CM) observables as in  $h \rightarrow 4\ell$  [457] and conduct similar MEM analyses of effective couplings as done in [273, 457, 460, 482, 489, 499–501]. However, as will be discussed further below, the fully differential decay width in Eq. (2) must be integrated over the invisible neutrino momenta. As will also be discussed below, this will require combining the fully differential decay width with an appropriate production spectrum followed by a four dimensional integration over invisible degrees of freedom.

### 2.3 EFFECTIVE FIELD THEORY CONSTRAINTS

We can demand that the effective couplings in Eq. (1) arise from an  $SU(2)_L \times U(1)_Y$  invariant theory at higher energies. Then we can write the effective lagrangian consisting of operators up to dimension five (in the ‘Higgs’ basis [507, 508]) as,

$$\begin{aligned} \mathcal{L} = & \frac{h}{v} \left( 2\delta c_w m_W^2 W_\mu W^\mu + c_{ww} \frac{g_L^2}{2} W_{\mu\nu} W^{\mu\nu} \right. \\ & \left. + \tilde{c}_{ww} \frac{g_L^2}{2} W_{\mu\nu} \widetilde{W}^{\mu\nu} + c_{wB} g_L^2 (W_\mu \partial_\nu W^{\mu\nu} + h.c.) \right), \end{aligned} \quad (5)$$

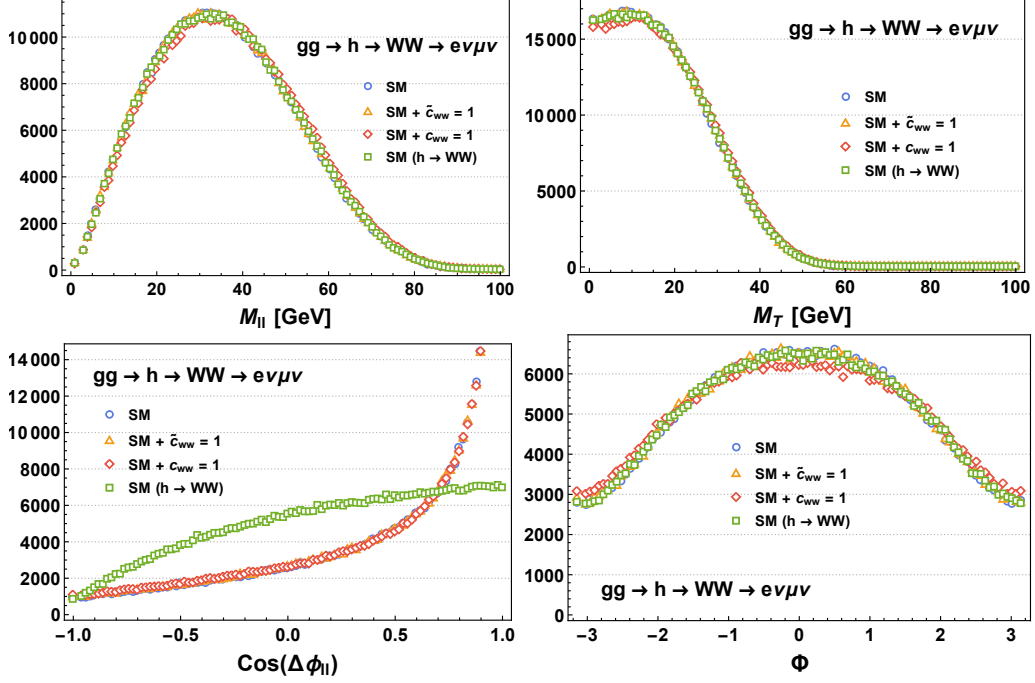
where the  $c_n$  are now real and momentum independent. This implies the relation between the effective vertex couplings of the tensor structures in Eq. (1) and the lagrangian effective couplings in Eq. (5),

$$A_1^{WW} = 2(1 + \delta c_w), \quad A_2^{WW} = g_L^2 c_{ww}, \quad A_3^{WW} = g_L^2 \tilde{c}_{ww}, \quad A_4^{WW} = \bar{A}_4^{WW} = g_L^2 c_{wB}. \quad (6)$$

The couplings in Eq. (5) can also be expressed in terms of the so called ‘Warsaw’ basis [278]. Once the fully differential decay width is obtained as the sum in Eq. (3) transforming from basis to another is trivial. This is especially useful for parameter extraction of effective Higgs couplings.

## 3 OBSERVABLES

As discussed, we must integrate over the invisible phase space of the two neutrinos. Before the integration, as in  $h \rightarrow 4\ell$ , there are twelve observables corresponding to the momenta of



**Figure 2:** Kinematic observables available in  $h \rightarrow WW \rightarrow e\nu\mu\nu$  decays.

the four massless leptons. After integration over the invisible neutrino phase space we are left with eight observables. Note that we are left with eight observables after integration and not the naively expected six since the total missing  $\vec{p}_T$  is ‘observable’. A subset of these observables have been identified [273, 505, 506] as useful for ascertaining the CP properties of the Higgs boson to  $W$  pairs. These are defined as,

- $m_{\ell\ell}$  – invariant mass of the lepton pair system.
- $m_T$  – missing transverse mass.
- $\Delta\phi_{\ell\ell}$  – opening angle between charged leptons.
- $\Phi$  – azimuthal angle between charged leptons.

They are shown in Fig. 2 for various cases of effective couplings in Eq. (5) for the process  $gg \rightarrow h \rightarrow WW \rightarrow e\nu\mu\nu$ . To compute this process we have utilized a Higgs effective implementation [509] in Madgraph [53]. We have also shown for comparison the distributions for only the  $h \rightarrow WW \rightarrow e\nu\mu\nu$  decay as opposed to those including in addition gluon fusion production (and in particular parton density) effects. We see that gluon density effects have the largest effect on the dilepton opening angle  $\Delta\phi_{\ell\ell}$ .

We also see that for the parameter values shown in Fig. 2 the distributions are similar. Of course these projections mask the full information contained when all variables including their correlations are used in a MEM analysis. To date only analyses using BDTs [505, 506] have utilized all observables available in  $gg \rightarrow h \rightarrow WW \rightarrow e\nu\mu\nu$ . Here we initiate an attempt to utilize all observables in the construction of a MEM analysis framework based on the methods explored in [273, 457, 460, 482, 489, 499–501] for  $h \rightarrow 4\ell$  decays.

## 4 CONSTRUCTING LIKELIHOOD ANALYSIS

As discussed, the invisible neutrinos are not reconstructable and so we are not able to boost to the CM frame (or Higgs frame) as we could in  $h \rightarrow 4\ell$  decays. We therefore must integrate over the invisible phase space of the two neutrinos. In order to do this, one must include the production since during this phase space integration, both decay and production variables are integrated over. The problem then becomes finding a suitable frame in which to perform the integration over the neutrino momenta. Also note that, unlike  $h \rightarrow 4\ell$ , this integration is required at the *parton* level.

We define the full set of twelve observables as  $\vec{\mathcal{P}} \equiv (\vec{\mathcal{P}}_V, \vec{\mathcal{P}}_I)$ , where  $\vec{\mathcal{P}}_V$  indicates the ‘visible’ observables, while  $\vec{\mathcal{P}}_I$  represents the ‘invisible’ observables associated with the neutrinos. We are interested in the fully differential cross section for the *visible* observables. This can be obtained schematically as,

$$\frac{d\sigma}{d\vec{\mathcal{P}}_V} = \int \frac{d\sigma}{d\vec{\mathcal{P}}_V d\vec{\mathcal{P}}_I} d\vec{\mathcal{P}}_I = \int \frac{d\sigma}{d\vec{\mathcal{P}}} |\vec{J}| d\vec{\mathcal{P}}_I, \quad (7)$$

where  $|\vec{J}|$  is a multi-dimensional (in this case four) Jacobian which parametrizes the transformation from the lepton four momenta to visible ( $V$ ) and invisible ( $I$ ) observables defined in a certain frame. The fully differential cross section can be written as,

$$\frac{d\sigma}{d\vec{\mathcal{P}}} = \frac{d\sigma_{gg \rightarrow h}}{d\vec{\mathcal{P}}_{prod}} \frac{d\sigma_{h \rightarrow 2\ell 2\nu}}{d\vec{\mathcal{P}}_{decay}} \quad (8)$$

where we have factored production and decay observables. As discussed, the  $h \rightarrow 2\ell 2\nu$  fully differential decay is computed analytically before performing the integration over the invisible degrees of freedom.

A crucial step in the integration will be to obtain the Jacobian which parametrizes the change of variables in Eq. (7). This four dimensional Jacobian is obtained numerically using the methods described in [458, 500, 510]. After obtaining the fully differential cross section in terms of visible momenta as in Eq. (7), we can go on to perform likelihood analyses as done for  $h \rightarrow 4\ell$  decays in [273, 457, 460, 482, 489, 499–501]. An in depth exploration of these possibilities is ongoing.

At the ‘detector’ level, a second integration in which the parton level differential cross section is convoluted with a suitable transfer function parametrizing the relevant detector effects will be needed. This is a much more challenging problem which has been solved for  $h \rightarrow 4\ell$  decays [273, 500, 510]. Here we initiate a similar endeavor in  $h \rightarrow WW \rightarrow 2\ell 2\nu$ . Since as discussed, this channel requires an integration even at the parton level, in this current study we focus on this initial step. We leave the construction a detector level likelihood for  $h \rightarrow WW \rightarrow 2\ell 2\nu$  to ongoing work.

## CONCLUSIONS

We have outlined a framework for extracting effective couplings in  $h \rightarrow WW \rightarrow 2\ell 2\nu$  decays. In particular we have discussed the possibility of using multi-dimensional matrix element methods to ascertain the CP properties of the Higgs couplings to  $W$  bosons. This framework is based on analytic expressions for the  $h \rightarrow WW \rightarrow 2\ell 2\nu$  fully differential decay width which we have presented here. We have discussed the need for integration over the invisible degrees of freedom in order to obtain the proper  $gg \rightarrow h \rightarrow WW \rightarrow 2\ell 2\nu$  likelihood and some of the technical difficulties involved. Further development of this framework is ongoing.



## **ACKNOWLEDGEMENTS**

We would like to thank the Ecole de Physique des Houches for creating a stimulating atmosphere where this project was started.

# Tools and Methods

## Contribution 15

# Falcon: towards an ultra fast non-parametric detector simulator

*S. Gleyzer, R. D. Orlando, H. B. Prosper, S. Sekmen and O. A. Zapata*

### Abstract

We describe preliminary work towards a self-tuning non-parametric detector simulator that maps events at the generator level directly to events at the reconstruction level. The idea is not new. One such tool, TurboSim, was developed at D0 and CDF more than a decade ago. What is new is the scope of what is proposed and the opportunity to capitalize on new algorithms for creating the mapping. The ultimate goal is to increase substantially the rate at which events can be simulated relative to that offered by state-of-the-art programs such as Delphes, while eliminating the need to implement the mapping by hand.

## 1 INTRODUCTION

Until compelling evidence of new physics is found that focuses the scope of theoretical models, we shall continue to face the daunting task of comparing thousands of experimental results with the predictions of thousands of theoretical models, a challenge that is being addressed by a number of groups in a variety of ways (see, for example, Refs. [49, 52, 200, 511, 512]).

Broadly speaking, there are two approaches to compare experimental results and theoretical predictions. One can either unfold detector effects from experimental results and compare the unfolded results directly with the predictions or fold the theoretical predictions with detector effects and compare the folded predictions with experimental results. There are pros and cons for both approaches. On the whole, however, folding results is preferred if only because it is technically easier to fold than to unfold when experimental results are multidimensional. However, the price to be paid is computation time and the inconvenience of needing codes that are generally not publicly available. Moreover, even if the codes were readily available, their use typically requires knowledge and expertise not available to those outside the experimental collaborations.

The basic task in the folding approach is to approximate the multidimensional function

$$p(\text{r-particles}|\theta) = \int R(\text{r-particles}|\text{particles})H(\text{particles}|\text{partons}) \times P(\text{partons}|\theta) d\text{particles} d\text{partons}, \quad (1)$$

the probability density to observe a collection of reconstructed particles (r-particles) given a point  $\theta$  in the parameter space of the physics model under investigation. The probability density  $P(\text{partons}|\theta)$  represents the theoretical prediction at the parton level for a given  $\theta$ ,  $H(\text{particles}|\text{partons})$  represents the mapping from the parton to the particle level, that is, the

hadronization, and  $R(\text{r-particles}|\text{particles})$  represents the detector response to, and reconstruction of, the particles that enter the detector.

Sometimes it is computationally feasible to approximate Eq. (1) semi-analytically, in the so-called matrix element methods<sup>1</sup>. However, routine use of this method requires highly parallel computing systems [513]. Furthermore, current implementations approximate the detector response function with empirical functions that may not fully capture non-Gaussian effects. In practice, if an accurate rendering of detector effects is needed, the only feasible method is simulating the detector effects in detail using a Monte Carlo method. Unfortunately, the Monte Carlo approach can become prohibitive in terms of computation time if the detector response and event reconstruction must be simulated for tens to hundreds of thousands of events at thousands to hundreds of thousands of points in the parameter space of a multi-parameter model (see for example, Refs. [514, 515]). Moreover, as noted above, the required codes typically remain out of reach of physicists who are not members of the experimental collaborations.

These difficulties have spurred the development of fast, publicly available, detector simulators in which, as in the matrix element method, the detector response function  $R$  is approximated parametrically. But, in contrast to the matrix element method, the detector response function is used to create simulated *events* at the reconstruction level. The Delphes package [56] is generally regarded as the state-of-the-art in this approach. Delphes, as well as the fast simulators internal to the experimental collaborations, starts with simulated events at the particle level and replace the detailed time-consuming Monte Carlo simulation of the detector response by random sampling from  $R$ , which is a considerably faster procedure.

The principal difficulty with this approach is the need to hand-code the *form* of the detector response function. Should the detector change because of upgrades or changing experimental conditions, or if non-Gaussian effects become important, the response function will have to be re-coded to reflect these changes. Moreover, the form of the response function could differ from one experiment to another.

However, it is possible to create a program like Delphes that does not require the hand-coding of the detector response function. Such programs, Falcon and before that TurboSim, capitalize on the fact that the millions, and indeed billions, of events that are fully simulated by an experimental collaboration collectively encode the detector response function. The task is to extract a non-parametric representation of it.

## 2 FALCON

### 2.1 Introduction

The basic idea of the non-parametric approach is to represent the detector response function as a huge, highly optimized, lookup table that maps objects at the parton or particle level to objects at the reconstruction level. To the best of our knowledge, the first successful example of this general approach, which was used to speed up the simulation of particle showers in the D0 calorimeter, was pioneered by the late Rajendran Raja [516, 517]. Similar approaches have been implemented in other experiments [518–520]. The first application of this approach, this time to the subject of this paper, namely the fast simulation of detector responses to particles, was pioneered by Bruce Knuteson [521] who developed a program called TurboSim. The program we propose to build, Falcon, can be viewed as an updated version of TurboSim.

---

<sup>1</sup>“So-called” because *all* our methods are matrix element methods!

## 2.2 The design of Falcon

The Falcon package comprises two components. The first, the *builder*, abstracts the detector response function from existing fully simulated events and creates a database containing a non-parametric representation of the function. The second, the *simulator*, uses this database to simulate events at the reconstruction level from events at the parton level; that is, the simulator approximates the product  $R(\text{r-particles}|\text{particles}) \times H(\text{particles}|\text{partons})$ . A key assumption, which underlies the matrix element method, all current fast simulators, as well as Falcon, is that the function which maps events from the parton level to the reconstruction level factorizes into a product of functions each of which map individual objects from one level to the other.

The first design question to be settled for Falcon, which was discussed at the Les Houches meeting, was whether it makes physical sense to map from partons directly to objects at the reconstruction level. The point is that the quantum nature of the particle interactions places a limit on the validity of the strictly classical notion of a well-defined parton-to-particle history. Nevertheless, as discussed at the meeting, it is possible to effect a mapping from partons to reconstructed particles provided that the partons are first clustered using any infra-red safe algorithm [522]. Once clustered, the parton jets can then be matched to jets at the reconstruction level. An important design feature of Falcon is that these jets can be of any flavor: electron, muon, tau, W and Z bosons, Higgs boson, top, bottom, charm, or light quark. The ability to map a parton jet of any flavor to its reconstructed counterpart will become increasingly important as more and more analyses at the LHC make use of boosted objects.

The second design question to be addressed is at what level should the parton jets be formed? Here the answer is clear: the jets should be formed at the pre-hadronization stage, but after the partons have been showered. However, a key design feature of the Falcon builder is that it should be agnostic with respect to the stage to which the event has been simulated. That is up to the user. What is key is that a jet algorithm must be run on the event in order to create a physically well-defined final state, which prompts a third design question. Should the execution of the jet algorithm be the responsibility of the Falcon simulator or of the program that generates the parton level events? We are inclined to argue that it should be the responsibility of the event generator to provide parton-level events with well-defined final states. After all, these final states together with the associated reconstructed events are the inputs to the Falcon builder.

The fourth design question is how are parton jets to be matched to their reconstruction level counterparts? For the first version of Falcon, we propose a simple proximity criterion: a parton level object and a reconstruction level object are matched if  $\Delta R = \sqrt{\Delta\eta^2 + \Delta\phi^2} < R_{\text{cut}}$ , where  $\Delta\eta$  and  $\Delta\phi$  are the differences, respectively, between the pseudo-rapidities<sup>2</sup> and azimuthal angles of the parton and reconstruction level objects (e.g., jets) and  $R_{\text{cut}}$  is a cut-off that may be flavor dependent.

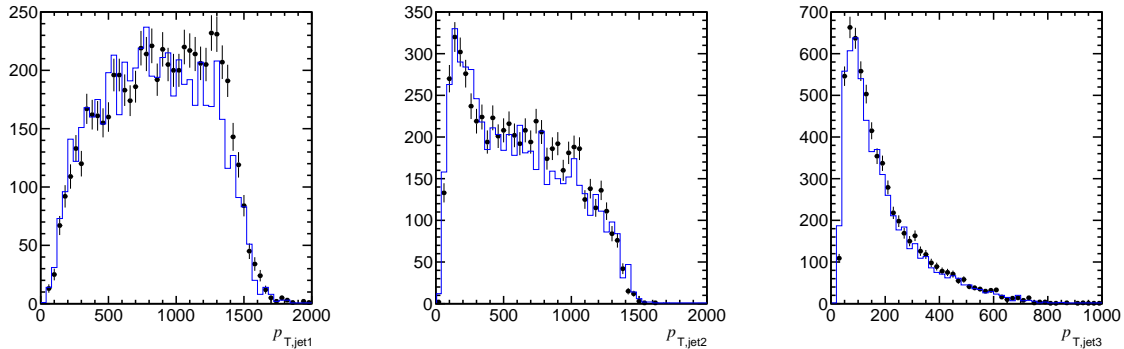
## 2.3 A proof of principle

Falcon does not yet exist as a useable program. However, we have exercised a prototype of the lookup table to reconfirm that the idea works and thus reprised the encouraging results obtained with TurboSim a decade ago.

Any fast simulator for the LHC is expected to do a good job simulating electrons and muons since these particles are measured with high precision at CMS and ATLAS. Therefore,

---

<sup>2</sup> $\eta = -\ln \tan \theta/2$



**Figure 1:** Transverse momentum ( $p_T$ ) distributions of the three highest  $p_T$  jets in  $p + p \rightarrow H \rightarrow f \bar{f}$ , where  $H$  is the heavy neutral scalar Higgs boson (with mass 2.9 TeV) and  $f$ , more than 60% of the time, is either a tau or a bottom quark. As expected from kinematic considerations, the transverse momentum cuts off at approximately half the mass of the parent particle. The distribution depicted with the points is obtained with the full-blown simulation (mimicked using Delphes), while the histogram is obtained using Falcon.

in our preliminary study, we focus on jets; in particular, on bottom and tau jets. We consider a heavy neutral scalar Higgs boson of mass of 2.9 TeV created in proton-proton collisions at 13 TeV, which subsequently decays to bottom quarks 50% of the time and to taus 12% of the time. The goal of the exercise is to reproduce the transverse momentum ( $p_T$ ) spectra of the three highest  $p_T$  jets using Falcon.

Three sets of events are generated (without pileup) at 13 TeV: 10,000  $p + p \rightarrow t \bar{t}$  events and two sets of 10,000  $p + p \rightarrow H \rightarrow f \bar{f}$  using Pythia 8.2.09 [61] and its default settings. We use Delphes 3.3.0 [56] to mimic a full-scale Monte Carlo simulation of the response of the CMS detector. The  $t \bar{t}$  sample and one heavy Higgs sample are used to create a map between the Delphes objects GenJets and Jets<sup>3</sup>. Different samples are used in an attempt to populate a large range of jet transverse momenta. A GenJet is matched to a Jet if  $\Delta R < R_{\text{cut}} = 0.35$ . This results in a table with approximately 100000 GenJet objects most of which are matched to Jets. In a realistic application, such a table would be populated with millions of jets.

The core of Falcon is one or more lookup tables. The lookup table in our exercise comprises two components. The first is a  $k$ -d tree [523], binned in the GenJet quantities ( $p_T, \eta, \phi$ ), which associates a unique index to every GenJet. The second component is a map, which given a GenJet index maps a GenJet to the associated Jet. We assess how well the lookup table works by running a mockup of the Falcon simulator on the second sample of heavy Higgs boson events. The detector response is simulated as follows. For each GenJet, its closest match is found in the  $k$ -d tree together with its index. Given the index of the GenJet, we retrieve the associated reconstruction level jet from the map.

Figure 1 shows the result of this exercise. This primitive version of Falcon is seen to do a reasonable job of reproducing the reconstruction level transverse momentum distributions of the three leading jets. As expected, the transverse momentum of the jets from the heavy Higgs boson cuts off at roughly half the boson mass.

<sup>3</sup>A GenJet is a jet constructed at the particle level, while a Jet is a jet at the reconstruction level.

## **SUMMARY**

It was clear, more than decade ago, from the experience with the TurboSim program that a non-parametric, self-tuning, simulator is not only possible but also very fast and at least as accurate as parametric, hand-coded, simulators. We have argued for the creation of a modern version of this program, which we have dubbed Falcon. A preliminary study of a crude prototype has yielded encouraging results. However, much remains to be done before Falcon is available to the community.

## **ACKNOWLEDGEMENTS**

We thank the Les Houches organizers for hosting a very inspiring workshop, which stimulated fruitful discussions and led to the work described here.

## Contribution 16

### Towards an analysis description accord for the LHC

*D. Barducci<sup>1</sup>, A. Buckley<sup>2</sup>, G. Chalons<sup>3</sup>, E. Conte<sup>4</sup>, N. Desai<sup>5</sup>, N. de Filippis<sup>6</sup>, B. Fuks<sup>7,8</sup>, P. Gras<sup>9</sup>, S. Kraml<sup>3</sup>, S. Kulkarni<sup>10</sup>, U. Laa<sup>1,3</sup>, M. Papucci<sup>11,12</sup>, C. Pollard<sup>2</sup>, H. B. Prosper<sup>13</sup>, K. Sakurai<sup>14</sup>, D. Schmeier<sup>15</sup>, S. Sekmen<sup>16</sup>, D. Sengupta<sup>2</sup>, J. Sonneveld<sup>17</sup>, J. Tattersall<sup>18</sup>, G. Unel<sup>19</sup>, W. Waltenberger<sup>10</sup>, A. Weiler<sup>20</sup>*

#### **Abstract**

We discuss the concept of an “analysis description accord” for LHC analyses, a format capable of describing the contents of an analysis in a standard and unambiguous way. We present the motivation for such an accord, the requirements upon it, and an initial discussion of the merits of several implementation approaches. With this, we hope to initiate a community-wide discussion that will yield, in due course, an actual accord.

Searches for new physics continue fervently at the LHC, using a large variety of final states. Hundreds of searches are composed and performed by the LHC collaborations, while there is a constant flow of ideas back and forth between the phenomenology and experimental communities about how to probe new models and non-trivial signatures, and improve the sensitivity of existing searches. The ultimate goal of this effort is to discover new physics if such exists within the range of the LHC, and to test the widest possible range of hypothetical new physics models.

The experimental searches are realized through analyses that attempt to extract information from a given set of data in the form of collider events, both real and simulated. A typical analysis defines quantities that aid in classifying the event as signal or background: for example the properties of analysis objects such as jets, electrons, muons, etc., or global event variables such as object multiplicities, transverse momenta, transverse masses, etc.

An analysis can be very complex and feature many intricate definitions of object and event variables, some of which cannot be expressed in closed algebraic form and must be defined algorithmically. This complexity renders the task of visualizing, understanding, developing and interpreting analyses increasingly challenging. One obvious way to cope with the complexity is to devise ways to enforce absolute clarity in the description of analyses.

A discussion was started in the Les Houches PhysTeV workshop in 2011, and continued thereafter within a wider group of LHC physicists, in order to determine what information is crucial for describing an analysis. The outcome of this discussion was reported in the “Recommendations for Presentation of LHC Results” [524, 525], and has been embraced by many LHC physicists.

The current practice in our community is to write an analysis in non-public computer codes, which often rely on event objects specific to the experimental collaboration in question, and then make public a description of the analysis via journal publications or other documents. Many analysts take great care in providing pertinent details of their analyses in publications.



Some take this effort further by publishing code snippets that include object or event variable definitions<sup>1</sup> or Rivet [512, 528] implementations of full analyses. These efforts, which merit our great appreciation, have significantly increased the scientific value of many important experimental results. However, more can be done to build on this practice, ensuring better long term preservation of both experimental data and results and the analyses that yielded them, through the development of a community standard for expressing data analysis information.

There is significant precedent for the effectiveness of such community standards. Several accords have been established to standardize the communication of physics modeling information, notably the Les Houches Event Accord (LHE) [529, 530] and the SUSY Les Houches Accord (SLHA) [190, 531]. These, respectively, standardize the description of hard-process particles in simulated collision events, and the details of all the parameters that define a BSM model point. Both accords are widely used in high-energy physics and have greatly helped to simplify and make more efficient the communication between physicists.

In this report, we underscore the need for a standardized format—an “analysis description accord”—capable of describing the contents of an analysis in an unambiguous way, which can be fully exploited by the whole particle physics community. The accord must be capable of describing all object and event selections, as well as quantities such as efficiencies, analytic and algorithmic observables, and advanced multivariate selections.

In the Les Houches PhysTeV workshop in 2015, we have initiated a dedicated discussion on how such an accord can be realized. In the following sections we shall detail the use cases and design requirements of such an accord, and the general pros and cons of several approaches.

## MOTIVATIONS AND USE-CASES

We envisage several important motivations and use-cases for a standard analysis description accord:

**Analysis preservation:** A great deal of thought and work goes into designing an analysis, which makes the analysis information valuable, and its preservation important. Usually, the full details of an analysis exist only in each experiment’s analysis software; there are many such frameworks even within a single LHC experiment, and their validity and code compatibility are tied to specific phases of LHC data-taking and analysis. It is therefore far too easy for crucial information to be lost, especially when personnel turnover means that the original analysts are no longer available as “consultants”. A well-designed standard mechanism for encoding analysis details will hence have the benefit of universality and stability, making it possible to resurrect LHC-era data analyses even decades after the end of the LHC experimental programme. Therefore, a serious effort to preserve analyses through a universal accord will help ensure a strong LHC legacy.

**Analysis design:** A standard means for expressing analysis logic will help in the early stages of analysis development, by abstracting the analysis from the technicalities of various analysis systems and providing a convenient language in which to express and discuss analysis ideas. It hence may provide a powerful route by which to explore analysis ideas, and develop and execute analyses, both within experimental collaborations and between experimentalists and theorists when discussing future plans.

**Analysis review and communication:** An accord can also serve as a convenient and univer-

---

<sup>1</sup>For example, code implementations for the *razor* variable used in Ref. [526] can be found in Ref. [527].

sally understood means by which reviewers – both internal to the experiments and outside – can rapidly understand an analysis procedure without ambiguity. Data analyses such as searches for new physics are most commonly communicated in publications. While authors often do attempt to tabulate all pertinent information, constraints on publication length (and simply the challenge of expressing detailed algorithms in natural language) lead to ambiguities, loss of important details, and general difficulty in understanding.<sup>2</sup> A universal language for analysis description, familiar to the whole community, would make the process of understanding and reviewing an analysis easier.

**Interpretation studies and analysis reimplementaion:** We are all eager to see how results from the LHC will change our understanding of Nature, or direct the design of the *next* generation of scientific instruments. All those with an interest in LHC results may wish to be fully engaged in their interpretation, especially in the case of a discovery. One of the goals of the analysis accord is to help make this possible. While it is relatively easy for the analysts who have designed an analysis to interpret its results in terms of different theoretical models, it is generally a nontrivial task for someone outside, or even within, the experimental collaboration to obtain sufficient information to reproduce the analysis. A standard accord will make it easier for scientists of all backgrounds to understand an analysis in the detail needed for replication. However, to ensure reliable reimplementaion, it is essential that an exact analysis description be accompanied by all relevant analysis validation material, including precisely defined benchmark points, exact configuration of Monte Carlo tools<sup>3</sup>, detailed cut flows and kinematical distributions. This will most likely be best achieved by providing this material on the HepData system [532].

**Easier comparison of analyses:** A large diversity of analyses obtain results from the LHC data. Experience shows that combining multiple experimental results enhances LHC sensitivity to the target signals. The obvious way to obtain maximal sensitivity is to design analyses with disjoint search regions, but many LHC analyses are designed by independent groups, and overlaps between search regions are hard to avoid. A standard analysis description accord by definition offers a practical and reliable way to compare definitions of search regions in different analyses, determine which are disjoint and, thus can be easily combined within and across collaborations. Facilitating the comparison of analyses would also serve to spot the final states not yet explored and design new analyses based on them.

## PROPERTIES OF AN ANALYSIS DESCRIPTION ACCORD

The motivations and use-cases discussed above place several essential requirements on any accord. In addition, there are several desirable features which would further improve the utility of the accord, which, however, may be nontrivial to simultaneously fulfill. Therefore, here we list all the desirable features, leaving it to the community discussion (and to individual prototypes) to decide which of these desiderata should inform an eventual accord. We start by listing the features we believe essential to the success of such an accord:

---

<sup>2</sup>We note that while the experimental collaborations provide Rivet routines for many Standard Model measurements, this is not the case for BSM analyses.

<sup>3</sup>Although MC setup information will surely become obsolete as MC tools and their configuration interfaces evolve, it will still be exceptionally useful in the short- to medium-term following publication.

## BASIC REQUIREMENTS:

**Public availability:** By definition, a format used for communication between all sectors of the LHC community must not depend on tools or information not publicly available to all parties. This obviously excludes use of experiment-specific tools either for the whole accord or its subcomponents.

The codes and publications that host our analyses are generally stored in different, scattered, locations. Our ultimate goal would be to preserve all LHC analyses in a robust, long-term supported public database that can be accessed easily by the whole community. The HepData or Inspire systems are obvious candidates because of their existing long-term community roles and integration with HEP publication infrastructure, but a new repository could also be established for this purpose.

The ATOM [511], CheckMate [199,200], MadAnalysis 5 [49,50,52] and Rivet<sup>4</sup> [512,528] collaborations have already made considerable moves in the direction of comprehensive analysis collections, but in many cases the analyses in these databases do not always contain all the details of experimental object definitions – this is only realistically achievable in analyses that are directly provided by the experimental collaborations and that able to encode sufficient additional information beyond the bare analysis cut logic. Achieving universality in analysis description at all sophistication levels through an accord will be a robust step towards developing a persistent analysis database.

**Completeness:** The accord must be able to host all information needed for an accurate understanding and reproduction of an analysis. For the development of analyses, means are needed to express event and object selection cuts in an efficient way for all signal regions – including complex signal regions, which are effectively observable bins, and definitions of custom selection variables in a form applicable to experimental physics objects at all levels of definition. The accord may ultimately be expanded to include analyses regions used for background estimation. However, it should enable to provide sufficient information about background process estimates in order to allow data re-interpretation by BSM specialists without requiring difficult explicit simulation of many SM processes. For the purposes of analysis preservation and re-interpretation, the accord must, in particular, be able to parameterize the efficiencies and resolutions of physics objects such as jets (and their  $\{b, c, \tau\}$  tags), charged leptons and photons (with custom jet isolation definitions), and missing transverse momentum.

**Longevity:** The accord must be encoded in a robust format that has a good chance of still be supported decades later, and whose evolution will be backward-compatible. In the interest of human readability, and since neither storage nor bandwidth are likely to be an issue for the required information transfer, a plain text format (potentially compressed using standard tools) seems most appropriate. If implementation *via* an established programming language is desired, it must enjoy wide acceptance (not just in HEP, although this is obviously key), and be adaptable to unforeseen developments in analysis techniques.

**Correctness and validatability:** It is well known that even the most attentive programmers or data encoders will make errors. The same will apply to analyses encoded following this accord: whatever the format, mistakes will be made. It is therefore crucial for the pro-

---

<sup>4</sup>At the time of writing, Rivet’s analysis collection is mainly composed of comparisons to unfolded data, where no detector effects are applied. However, Rivet now provides sufficient machinery for including detector effects so that BSM analyses, in which unfolding is not usually an option, can be implemented.

totyping and preservation use-cases, as well as the more obvious re-interpretation one, that the accord data be programmatically parseable and runnable, producing output that can be compared with expected outcomes. The major problem here is custom definitions, especially algorithmic ones: for anything beyond the simplest logical constructs, the accord execution code will need to be a fully-fledged interpreted language that can provide identical functionality to different client frameworks. This should be achievable but is likely to impose more technical hurdles.

Next, we list the features which are desirable, however may be difficult to achieve (simultaneously) in the design of the accord:

#### **DESIRABLE FEATURES:**

**Human readability and writeability:** Since an important role is envisioned for this accord in analysis design, discussion and review, it is crucial that it be reasonably easy to read and write by humans. This implies a clean syntax with minimal repetition and decoration (i.e. minimal use of brackets and if possible, no semicolons or other end-of-line constructs) as well as clear structuring of the different classes of information. To encourage the ready adoption of the format, it should avoid jarring mental disassociation from existing HEP tools, by, e.g., building on the syntax of established tools, languages, or data formats. The implicit requirement here is that the accord format be simpler and more human-readable than typical analysis code for the equivalent procedure.

**Self-contained:** In order to be robust against changes, it is best that the accord hosts all the above information in a single file or bundled collection of files that can be easily archived in a single location or transmitted in a single message. Reliance on the persistence of external references introduces a potential failure mode, which could undermine the integrity of the preservation plan. There must, however, be reasonable limits to this desired feature – complex and performance-critical algorithms such as jet clustering cannot reasonably be reproduced “inline” in each analysis accord<sup>5</sup>, and so some agreement on a standard base set of observables will be required.

**Language independence:** A related constraint is that of programming language. It seems likely too that programming languages will evolve, and current paradigms will be replaced. The robustness of the accord format would therefore be enhanced if expressed in a programming language-independent form, an analysis language optimized for the expression of physics concepts. But the limits of this requirement must be noted: a format sufficiently complete to express algorithmic observable definitions *is a de facto* programming language. It is unlikely that the HEP community, on its own, has the resources to engineer such a language, especially one as capable as those from mainstream software engineering. However, a hybrid solution may be possible, such as embedding snippets of an established programming language in an otherwise physics-specific language.

**Framework independence:** Different analysis groups, be they theorists or experimentalists, use different software frameworks for implementing analyses. Over the coming decades it is inevitable that these frameworks will change. It is therefore highly desirable that the accord be represented in a framework-independent form, as far as possible.

---

<sup>5</sup>Here we refer to the clustering sequence evaluation, jet area calculation, filtering methods, etc. Experiment- and analysis-specific details such as the use of muons and neutrinos in jet construction must be encoded in the analysis description.

**Support for combination of analyses:** The importance of combining analyses for increasing LHC sensitivity, and how an accord can facilitate this task has been discussed earlier. In this regard, the accord should also permit expression of how the non-disjoint search regions (including between analyses) are correlated, so that a more complete statistical treatment can extract maximal information from the LHC data.

## DISCUSSION

The above requirements and features each have their own motivations and benefits, however they are not wholly compatible with each other. The main conflict may arise while trying to simultaneously satisfy the desires for an easily readable (and writeable) format for physicists, with the need for algorithmic completeness and avoidance of ambiguity. Expressing and encapsulating some analysis techniques, notably multivariate functions, such as trained neural networks and boosted decision trees, may be potentially problematic. However, they are fundamentally no different in kind to functions that calculate, for example, the razor variables. The challenge is to establish good practice: to encourage the encapsulation of these functions in exactly the same way as those that calculate other complicated observables or that implement, for example, jet-finding.

We expect that many conversations will follow on the merits and shortcomings of various approaches, so here we briefly discuss the pros and cons of a few potential solutions to the challenge set out above:

**Analysis description language:** One approach, demonstrated in another contribution to these proceedings, is to follow the path taken for previous data-oriented HEP accord formats, and define a new language tailored for analysis description. The base syntax could be a standard format such as YAML or some other simple dedicated syntax invented for the purpose. In order to enable running analyses on events, this approach requires parsers that would interpret the accord. Therefore the syntax should be chosen as one that would ease the writing of parser logic. As not many physicists are able to write parsers for a new language, public parsers should be made available. The benefits of this approach are easiness in obtaining control to reach a standard, ability to target the design to the physics application of interest, and natural inclination to human readability. The downside, however, is the difficulty of expressing algorithmic detail (e.g. complex observable or object definitions) in a format which is not itself a general programming language. A route forward can be found by embedding a subset of a standard language into blocks of a data format to allow integration with analysis software frameworks.

**Pseudocode (or real standalone code):** The other end of the spectrum is to express the analysis detail in pseudocode, or even in actual executable code. This clearly solves the problem of algorithmic completeness, but pseudocode is not runnable and hence not amenable to automated validation. It is also not necessarily any clearer or less ambiguous than textual descriptions in publications. Meanwhile real code, unless carefully watched, could easily fail the requirements of universality and readability. Many components of the accord, e.g. reference data, correlations, and background histograms are not obviously best expressed in a pure code form. However, pseudocode definitions of complex non-standard observables would already be a useful complement to the analysis auxiliary information supplied to HepData.

**Analysis framework code + metadata:** Despite the desire to be framework-independent, the

presence of unambiguous and analysis logic that can be validated and encoded in a standard public analysis framework would provide a useful reference for other implementations to follow and so should not be entirely discounted. The lack of universality is a significant downside, however, and it is impossible to guarantee that the chosen framework will remain actively maintained and available in perpetuity. The comments above regarding readability of standalone real code also clearly apply to this approach. But the definiteness of the framework interface and physics objects, and the resulting connection to validation and reinterpretation uses, are beneficial, and typically the implementation is in mainstream programming languages with which many (but not all) HEP users already have familiarity. Unlike a pure programming-language solution, the frameworks store reference data and other auxiliary material outside the analysis code, so more appropriate formats can be chosen for each.

## CONCLUSIONS

We have described the potential benefits of an analysis description accord, which provide considerable motivation to mount a concerted community-wide effort to develop such an accord. We have listed the basic requirements and desired features which would guide the design of this accord. Simultaneous implementation of these properties is nontrivial, as not all listed properties are wholly compatible with each other, but we leave the decision on the best solution to the community. With this report, we hope to start a discussion in the LHC community on how such an accord could be best realized.

## ACKNOWLEDGEMENTS

We thank the organisers of the Les Houches PhysTeV workshop for the very inspiring atmosphere that ignited many fruitful discussions. To continue work on the analysis description accord proposal, a follow-up workshop was organised at LPSC Grenoble in February 2016. We thank the LPSC Grenoble and its theory group for their hospitality. This work has been partially supported by THEORIE-LHC-France initiative of CNRS-IN2P3, Investissements d’avenir – Labex ENIGMASS, the ANR project DMASTROLHC ANR-12-BS05-0006 and the BATS@LHC ANR-12-JS05-002-01. AB is supported by a Royal Society University Research Fellowship and University of Glasgow Leadership Fellow award. SuK is supported by the New Frontiers program of the Austrian Academy of Sciences. The work of JS is supported by the collaborative research centre SFB676 “Particles, Strings, and the Early Universe” by the German Science Foundation (DFG) and by the German Federal Ministry of Education and Research (BMBF).

## Contribution 17

### A proposal for a Les Houches Analysis Description Accord

*D. Barducci<sup>1</sup>, G. Chalons<sup>2</sup>, N. Desai<sup>3</sup>, N. de Filippis<sup>4</sup>, P. Gras<sup>5</sup>, S. Kraml<sup>2</sup>, S. Kulkarni<sup>6</sup>, U. Laa<sup>1,2</sup>, M. Papucci<sup>7,8</sup>, H. B. Prosper<sup>9</sup>, K. Sakurai<sup>10</sup>, D. Schmeier<sup>11</sup>, S. Sekmen<sup>12</sup>, D. Sengupta<sup>2</sup>, J. Sonneveld<sup>13</sup>, J. Tattersall<sup>14</sup>, G. Unel<sup>15</sup>, W. Waltenberger<sup>6</sup>, A. Weiler<sup>16</sup>*

#### Abstract

We present the first draft of a proposal for “a Les Houches Analysis Description Accord” for LHC analyses, a formalism that is capable of describing the contents of an analysis in a standard and unambiguous way independent of any computing framework. This proposal serves as a starting point for discussions among LHC physicists towards an actual analysis description accord for use by the LHC community.

The concept of an “analysis description accord” – a software framework-independent universal formalism, which fully describes the components of an analysis – has been presented in section 16. Such an accord would provide valuable benefits to the LHC community ranging from analysis preservation that goes beyond the lifetimes of experiments or analysis software, to facilitating the abstraction, visualization, validation, combination, reproduction, interpretation and overall communication of the contents of LHC analyses. Fostering open discussion of the contents of an analysis, within or outside the team that has designed it, is important as it helps avoid ambiguities that can lead to misunderstandings, and it can help render the description of the analysis complete by identifying undocumented elements of it. Completeness is clearly a necessary condition for analysis preservation.

The benefits described above motivated our attempt at the 2015 Les Houches PhysTeV workshop to define the ingredients and generic structure for a possible realization for such an accord <sup>1</sup>. This attempt yielded a first draft of a proposal for a Les Houches Analysis Description Accord (LHADA), including a preliminary implementation based on a new, simple language specifically designed to describe the components of an analysis in a human-readable, unambiguous, framework-independent way. It is expected that this first draft will encourage vigorous discussion and debate within the LHC community that will lead to an actual accord.

We propose an accord that consists of text files fully describing an analysis, accompanied by self-contained functions encapsulating variables that are nontrivial to express. The text files describing the analysis use a dedicated language with a strict set of syntax rules and a limited number of operators. In our opinion, limiting the flexibility by using a dedicated language provides a clear advantage for an unambiguous analysis description with respect to existing programming languages such as C++ and Python. Unless one is highly disciplined, and attentive to readability, the expressiveness of these powerful languages all too easily obscures the structure and algorithmic content of analyses. Therefore, these languages could easily obscure

---

<sup>1</sup>Previous attempts at defining uniform analysis language frameworks (based on the LHCO format) were made in Refs [533, 534].



the analysis description. Moreover, using a flexible language would make the translation between different frameworks, even if they are based on the same language, difficult if not entirely impossible.

Inspired by the previous Les Houches Accords, we suggest that the analysis description files at the center of the accord consist of easy-to-read blocks with a key value structure. Such a format is capable of incorporating all the relevant steps of an analysis in a straightforward and clear manner. Furthermore, the suggested syntax makes possible the automatic translation of the text files of the accord into existing and future analysis frameworks and thus ensures long-term preservation. For complicated functions (for example, multivariate discriminants) that cannot be reduced to a simple, physical quantity and therefore simple notation, linking to external source code as well as to its documentation is permitted. However, this functionality is to be used only when no other avenue is open.

In the following, we define and describe the concept and syntax of our proposal for a Les Houches Analysis Description Accord, and present use cases with several examples. Again, we stress, that the proposal is a starting point for detailed discussions among the LHC physicists towards an actual accord.

## 1 INITIAL SYNTAX PROPOSAL FOR A LES HOUCHEs ANALYSIS DESCRIPTION ACCORD

The proposal for a Les Houches Analysis Description Accord (LHADA) presented here is a first draft, a proof of principle, which shows the possibility to define a rather small set of syntactic rules that are flexible enough to describe complex analyses in a human readable form. The structure outlined here is open to modifications and extensions based on experience and further proposals by the LHC physics communities.

### 1.1 General Structure

The LHADA proposal consists of a plain text file containing easy-to read blocks with a key value structure. Any nesting is implemented using spaces only and we do not recommend more than one level of nesting for reasons of readability and simplicity.

```
blocktype blockname
  # general comment
  key value
  key2 value2
  key3 value3 # comment about value3
```

This structure can be converted into any format of interest. For example, the conversion to a markup language format would be as follows:

```
<blocktype name="blockname" comment="general comment">
<key>value</key>
<key2>value 2</key2>
<key3 comment="comment about value 3">value 3</key3></blocktype>
```

This structure requires a clear separation of the individual modules of an analysis prescription which makes it easier to extract respective sources of information. Contrary to the



similar looking, well known SLHA layout, this format allows for the same key to appear multiple times and a well-defined order of the individual keys, which are both important aspects as will be apparent in the later description.

For the description of an analysis, we propose five types of blocks:

**info:** Provides information about the analysis, e.g. publication information, benchmark scenarios and event generators used.

**function:** Defines all non-trivial operations that are calculated during the analysis. These usually include advanced kinematic variables, e.g. transverse mass or variables created using machine learning methods, and filtering algorithms, e.g. lepton isolation definitions.

**object:** Defines all reconstructed objects that are used in event selection. These are the fundamental building blocks of the analysis and have to be defined in such a way that different input data streams (real, or simulated after no/fast/full detector simulation) can be defined in terms of these objects. Examples are leptons with or without specific identification requirements, jets of any flavor resulting from well-defined clustering algorithms or the missing transverse momentum vector.

**cut:** Defines criteria that are applied to a given event in order to define analysis regions, e.g. signal or control.

**table:** Lists the analysis results numerically (e.g. observed numbers of events—there could be multiple bins, associated background estimates and individual or total systematic uncertainties, estimated signal counts and uncertainties for signal models specified in the `info` block, and statistical summaries such as a p-value) for each signal or control region. Numerical information for cutflows, histograms etc. can also be provided here.

## 1.2 The `info` Block

This block type specifies general (meta) information about the analysis and its validation material. For now, there are no required or optional keys, nor specific requirements imposed, for this block type. We defer to a later date the specification of the minimal required meta information<sup>2</sup>. In the examples below, we show the kind of meta information we anticipate could become part of the accord.

### 1.2.0.1 Examples

```
info analysis
# Minimal required details about analysis:
# a searchable ID (report number, internal note number,..)
# and a link to documentation
id CERN-PH-EP-2014-143
doc http://cds.cern.ch/record/1714148
```

```
info analysis
# Details about experiment
experiment ATLAS
id SUSY-2013-15
publication JHEP11(2014)118
```

---

<sup>2</sup>information on MC signals could be a part of this block. However we prefer to defer this decision to a later point.

```
sqrtS 8.0
lumi 20.0
arXiv 1407.0583
hepdata http://hepdata.cedar.ac.uk/view/ins1304456
```

```
info units
# Details about units for dimensional quantities
energy GeV
length mm
xsec fb
phirange -pitopi
```

### 1.3 The function Block

Most analyses require calculations, such as those for advanced kinematical variables, that go beyond simple arithmetic operations. To improve readability, it is recommended to decouple the description of these calculations from the actual cutflow of an analysis. A similar argument holds for functions that change the properties of an object or sets of objects. For this reason, we propose separating the definitions of all functions into individual blocks. A general function block has the following layout:

```
function function_name
  arg    name1
  arg    name2
  code   link-to-code-repository
  doc    link-to-documentation
```

The `arg` keywords declare the arguments of the function, which later in the proposed LHADA file are accessed by their respective names. The `code` keyword refers to a public database in which an implementation of the function, in at least one commonly used programming language (e.g. C++, Python), can be found. The value of the `doc` keyword is a reference to documentation (a publication or a note) that describes the function.

Given the anticipated time-scales of high-energy physics experiments, it is likely that new programming methodologies will find their place in high-energy physics. Should this happen, the code database will have to be updated. However, crucially, the proposed LHADA file itself remains valid even when the software paradigm shifts. This is an important design goal of the LHADA proposal and follows the ideals of “analysis preservation” and “analysis reimplementa-tion” mentioned in the introduction.

The principal purpose of the code database is to preserve the code needed to render a LHADA analysis reproducible, given its associated validation materials. A secondary, though far-reaching, purpose is to be a growing archive of reusable analysis functions. It will then become possible to simplify this part of the LHADA by referencing functions from lists of reusable functions (like the bibtex files used for citations in papers) that can simply be included in the analysis description without having to manually write their descriptions every time. Until that level of automation is attained, however, every analysis description should be self-contained with all functions explicitly defined.

Note that standard properties of an object such as the transverse momentum ( $pt$ ), pseudo-rapidity ( $\eta$ ), azimuthal angle ( $\phi$ ), mass ( $m$ ) and cartesian momentum components ( $px$ ,

py, pz, e) are always assumed to be available without further definition.

Below is a list of examples for arbitrary use cases:

### 1.3.0.2 Examples

```
function mT2
# stransverse mass
arg vis1 # First visible 4-momentum vector
arg vis2 # Second visible 4-momentum vector
arg invis # Invisible transverse 4-momentum vector
arg mass # Assumed mass of the invisible particle
doc http://inspirehep.net/record/617472?ln=en # original publ.
code http://goo.gl/xLyfNO # code example from oxbridge package

%function antikt
% # Standard jet clustering algorithm, returns a list of jets
% arg input # list of objects to be clustered
% arg dR # cone size
% arg ptmin # minimum momentum
% arg etamax # maximum rapidity
% doc http://inspirehep.net/record/779080 # original publ.
% code http://goo.gl/y9PQjF # FastJet implementation

function isol
# Sums up activity in the vicinity of a given candidate
arg cand # object whose isolation is to be computed
arg src # "calo", "tracks", "eflow"
arg dR # dR cone to be probed
arg relIso # divide by candidate's pt?
code ...
doc ...

function overlaps
# returns true if the candidate is too close to any neighbour
arg cand # Tested object
arg neighs # Set of objects to which overlap test is applied
arg dR # deltaR distance for overlap test
doc ...
code ...

function detector_muon
# converts a list of true muons into a list of detector muons
# if the input is a MC object
arg cands # cand muons
arg workingpoint # "combined", "standalone"
doc ...
code ... # The code contains efficiency maps for muons

function detector_electron
# turns a list of true electrons into a list of detected electrons
```

```

# if the input is a MC object
arg cands          # cand electrons
arg workingpoint  # "loose", "medium"
doc ...
code ... # The code contains efficiency maps for electrons.

```

## 1.4 The object Block

These blocks define the reconstructed sets of objects on which the event selection is based. Some of these are assumed to be provided from an external source, and some are processed versions of others. In cases where this accord is used by experiments to preserve full details of an experimental analysis, the object blocks would serve to host all object definition information, and when needed, advanced mathematical functions that define the object, with the help of the function blocks. In cases where the accord is used for reimplementing of the experimental analyses by the phenomenology community, the object blocks could directly host object efficiencies.

The first item of each object block must be take  $\langle X \rangle$ , where  $\langle X \rangle$  is either the identifier external or the name of another object type already defined within the proposed LHADA file. In the external case, it is assumed that the source for that particular set of objects is provided from an outside program. These can be reconstructed detector objects (from experimental data, full simulation or fast simulation), in case where experimental analyses are implemented, or even particles from an event generator, in case an analysis proposal is sketched. The reference linked in the doc parameter should therefore carefully define what these objects are supposed to contain. If not external,  $\langle X \rangle$  can alternatively be a previously defined object type upon which a tighter selection is to be imposed. Multiple take keys can be used for defining combined object sets.

After the take key(s), members of the set  $\langle X \rangle$  are removed if they fail any boolean statements which follow a select key or if they pass any condition which follows a reject key.

Much of what happens in an analysis can be modeled as a pipeline that transforms one set of objects to another. For example, a jet algorithm transforms a set of particles to a set of jets, or smearing functions convert a set of objects into a set that incorporates detector effects. In a  $H \rightarrow ZZ \rightarrow 4\ell$  analysis, reconstructed lepton objects are transformed into a pair of reconstructed Z boson objects. In an analysis using boosted objects, jets are transformed into their constituent particles and the latter are then transformed into boosted objects. Such transformations can be specified using the apply key followed by the function to be applied. Clearly, these functions must be specified within the previously defined function blocks.

The exact set of accessible object properties needs to be defined at a later stage of the LHADA proposal. For the time being, a sufficiently generic assumption could be to consider each object to be of ROOT TLorentzVector type, extended by the particle's PDG ID. For example, one can envisage adopting a generic Les Houches particle type, LHParticle, which inherits the functionality of TLorentzVector and adds extra behaviour and functionality.

### 1.4.0.3 Examples

```

objects mu
# Muons
take external
apply detector_muons(workingpoint=combined)

```

```

select pt > 10
select |eta| < 1.5
select isol(src=tracks, dR=0.4, reliso=true)<0.1
doc ...

objects e_l
# loose electrons
take external
apply detector_electrons(workingpoint=loose)
select pt > 5
select |eta| < 2.5
select isol(src=tracks, dR=0.4, reliso=true)<0.1
reject overlaps(neighs=mu, dR=0.4)
doc 10.1140/epjc/s10052-014-2941-0 # doi to ATLAS ID def.

objects e_m
# medium electrons
take e_l
apply detector_electrons(workingpoint=medium)
select pt > 20
doc 10.1140/epjc/s10052-014-2941-0 # doi to ATLAS ID def.

objects lep
# leptons contain hard medium electrons and loose muons
take e_m
take mu
select pt > 50

objects jets
# clustered jets from the calorimeter cells
take external
apply antikt(dR=0.4, ptmin=20, etamax=2.5)
code ...
doc ...

objects met
# missing energy
take external
code ...
doc ...

```

## 1.5 The cut Block

The event selection is specified by a one or more of cut blocks, which contain sets of constraints that would classify the event into a certain analysis region. To be counted, an event must pass all boolean statements which follow a `select` key and analogously fail all which follow a `reject` key. To make branchings in the cutflow procedure comfortable to implement, a whole cut block can itself be considered as a boolean constraint, which returns true if all its contained constraints are true.

Event reweighting can be possible by the `weight` key, which multiplies each event by the

number which follows after the key. If unspecified, the weight is assumed to be 1.

A binning of one or more parameters to define different analysis regions can conveniently be achieved by a special bin keyword. This keyword can either be followed by `nbins:min:max` or, to account for variable bin sizes, explicitly by `bin1;bin2;bin3;...`, where each `binX` refers to the left boundary of that bin.

The selections specified in `select` and `reject` can consist of complicated combinations of logical statements. Logical operators `and`, `or` and `not` can be used.

#### 1.5.0.4 Examples

```
cut preselect
  # Pre-selection cuts
  weight triggerefficiency(leptonpt = lep[1].pt)
  reject lep.size > 1
  select lep[1].pt > 75
  select jets.size > 2

cut leadjets_1
  select jets[1].pt >= 60
  select jets[2].pt >= 40

cut leadjets_2
  select jets[1].pt >= 40
  select jets[2].pt >= 20

cut SRA
  select preselect
  select leadjets_1
  select mT2(vis1=jets[1], vis2=jets[2], invis=met, mass=0) > 100

cut SRBtoF
  select preselect
  select leadjets_2
  bin met.pt = 100,125,150,200

cut noZ
  # define a region outside the Z mass range
  select mll < 70 or mll > 100

cut razor
  # Define the ladder-like razor region
  select (MR>100 and R2>0.8) or (MR>300 and R2>0.5) or (MR>500 and R2>500)
```

The example block `cut SRBtoF` shows how it is possible to partition a region in four bins, in this case with `MET >= 100, 125, 150 and 250` respectively. This will automatically split the region `SRBtoF` into four that can be referred to as `SRBtoF [0], ... SRBtoF [3]` which can then be used further on for additional cuts if required.

The blocks `cut noZ` and `cut razor` show two cases for logical operators, where in `noZ`, a selection is defined outside the Z mass range (which is common in dilepton SUSY searches),

and in `razor`, a ladder-like selection region using `razor` kinematic variables is defined.

## 1.6 The `table` Block

Although the main purpose of LHADA proposal is to describe the analysis prescription, it would act as a more complete accord if the results for an analysis are also provided in the LHADA proposal. To enable this, we propose the `table` block, which is simply a tabular collection of results.

For simplicity, only two keys are associated with the `table` block, which are `columns` and `entry`. The `columns` key is used for assigning names to the information columns, whereas each `entry` key corresponds an entry row in the table, which comprises values corresponding to each column. The `table` block can be used for hosting any information that can be stated in a tabular form as long as it is accompanied by an unambiguous description. The `type` keyword also specifies the type or source of the result. This aims to facilitate the automatic processing of the results information. The five results types we propose are the following:

- `events`: Denotes a simple table consisting of the name of the signal region, expected (and/or observed) signal events, expected background events, and error on the background events (see the first example below). This is the minimum amount of information that would describe an analysis result. This simple format can also be used for providing histograms where each entry corresponds to a bin.
- `limits`: Denotes upper limits for a given signal region.
- `cutflow`: Denotes cutflow tables. In this case, the name of the table corresponds to the signal region name and each row gives the number of events after a given cut.
- `corr`: Denotes correlation matrices. The first row and columns correspond to the names of one of the signal regions described earlier (see the second example below).
- `bkg`: Specifies individual contributions to the total background (see the third example below). Even though it may be unfeasible for the LHC experiments to compute a correlation matrix for all possible combinations of signal regions, an estimate for such a matrix can be calculated if a breakdown of the different sources of the Standard Model background is detailed along with the corresponding error. The names again match with the cut blocks and each individual background is given together with its error. We hope that a common background naming convention can eventually be agreed upon, such as done for the LHC Higgs analyses, in order to allow easy combination of different analyses.

Finally, if the user wishes to provide an external URL for a HEPDATA table, it can be done with the keyword `hepdata` followed by the HEPDATA URL.

### 1.6.0.5 Examples

```
table results_events
# Table for basic observed-signal and background events
type events
columns name obs bkg dbkg
entry SRA 3452 3452 59
entry SRBtoF[0] 1712 1720 161
entry SRBtoF[1] 313 295 50
entry SRBtoF[2] 201 235 34
```

```
entry    SRBtoF[3]  2018  2018  45
```

```
table result_corr
```

```
# Correlation matrix for signal regions
```

```
type corr
```

columns	name	SRA	SRBtoF[0]	SRBtoF[1]	SRBtoF[2]	SRBtoF[3]
entry	SRA	1	0.2	0.1	0.15	0.14
entry	SRBtoF[0]	0.2	1	0.5	0.4	0.3
entry	SRBtoF[1]	0.1	0.5	1	0.3	0.2
entry	SRBtoF[2]	0.15	0.4	0.3	1	0.7
entry	SRBtoF[3]	0.14	0.2	0.2	0.7	1

```
table result_bkg
```

```
# Breakdown of background in different signal regions
```

```
type bkg
```

columns	name	Z_jets	Z_jets_err	W_jets	W_jets_err	...
entry	SRA	1726	254	1151	178	...
entry	SRBtoF[0]	856	89	571	76	...
entry	SRBtoF[1]	157	27	105	18	...
entry	SRBtoF[2]	101	19	67	12	...
entry	SRBtoF[3]	1009	156	674	56	...

```
table signal_results
```

```
hepdata http://hepdata.cedar.ac.uk/view/ins1304456/d2
```

To summarize, the current LHADA proposal consists of a simple, plain text documentation of an analysis using a set of eighteen reserved keywords:

apply	arg	bin	code	columns	cut
doc	entry	function	hepdata	info	object
reject	select	table	take	type	weight

## 2 CONCLUSIONS

We have presented the first draft of a proposal for the implementation of a Les Houches Analysis Description Accord. The proposed accord is a software-framework-independent, human readable formalism that consists of simple text files describing an analysis, accompanied by self-contained functions encapsulating variables that are nontrivial to express. This formalism would fulfill the requirements expected of an analysis description accord, including analysis preservation and facilitating the abstraction, visualization, validation, combination, reproduction, interpretation and communication of the contents of LHC analyses. The proposal presented here, inspired by previous Les Houches accords, would allow easy parsing and usage by any analysis framework. We intend to engage in detailed discussions of the draft proposal with LHC physicists from all backgrounds with the goal of collectively arriving at an analysis description accord that is broadly acceptable to the whole LHC community. We recognize, and accept, the fact that not every aspect of the final accord will be acceptable to everyone. However, the benefits of such an accord are such that we firmly believe it is a community effort that is both worthwhile and timely. The design of this accord would benefit enormously from efforts to implement real-world analysis test cases and by interfacing the accord with existing analysis frameworks. Work in this direction is already underway.



## **ACKNOWLEDGEMENTS**

We thank the organizers of the Les Houches PhysTeV workshop for the very inspiring atmosphere that ignited many fruitful discussions. To continue work on the analysis description accord proposal, a follow-up workshop was organized at LPSC Grenoble in February 2016. We thank the LPSC Grenoble and its theory group for their hospitality. This work has been partially supported by THEORIE-LHC-France initiative of CNRS-IN2P3, Investissements d'avenir - Labex ENIGMASS, and the ANR project DMASTROLHC, ANR-12-BS05-0006. SuK is supported by the New Frontiers program of the Austrian Academy of Sciences. The work of JS is supported by the collaborative research center SFB676 "Particles, Strings, and the Early Universe" by the German Science Foundation (DFG) and by the German Federal Ministry of Education and Research (BMBF).

## Contribution 18

# Basis-independent constraints on Standard Model Effective Field Theories with ROSETTA

*J. Bernon, A. Carvalho, A. Falkowski, B. Fuks, F. Goertz, K. Mawatari, K. Mimasu and T. You*

### Abstract

The ROSETTA package is an operator basis translation framework that aims for basis-independent Standard Model Effective Field Theory analysis. In this note, we present some recent developments of the program to provide information on the compatibility of a particular set of Wilson coefficients in a given operator basis with existing data from low-energy precision, LHC Higgs signal-strength and non-resonant diHiggs production at the LHC. Based on and extending an array of previous work, we implement analytical formulae for relevant observables at Leading Order in the Wilson coefficients which allows ROSETTA to extract likelihood information for arbitrary points in parameter space. The compatibility with Higgs signal-strength measurements is obtained via an interface to the LILITH program and also takes advantage of an existing eHDECAY interface within ROSETTA.

## 1 Introduction

The observation in 2012 of a new scalar particle at the Large Hadron Collider (LHC), with characteristics consistent with those of the Higgs boson of the Standard Model (SM) of particle physics, has led to a fruitful, ongoing research programme on the nature of electroweak (EW) symmetry breaking. A major element of this programme is the precise measurement of the properties of the Higgs boson, with the aim of pushing the SM hypothesis to its limits. The first run of the LHC brought a host of rate or signal-strength measurements concerning the various production and decay modes of the Higgs boson as well as the first differential distributions probing in particular the high energy behaviour of the Higgs beyond the scale of the breaking of the EW symmetry set by the Higgs vacuum expectation value  $v$ . The continuous stream of data from LHC brings complementary information to the existing precision measurements of the EW sector performed at, *e.g.*, the Large Electron-Positron (LEP) collider. In order to extract the maximum amount of information from the available data, a global approach is necessary, combining data spanning a wide range of energies and involving statistical and systematic uncertainties of diverse origins. Furthermore, a general, model independent way to describe deviations from the SM couplings is necessary.

The interpretation of the experimental measurements in the context of an Effective Field Theory (EFT) is an example of such an approach. Along with the field content and symmetries of an established Quantum Field Theory – in this case the SM – an EFT is characterised by a well defined operator expansion in the ratio of the energy scale at which processes of interest occur, and a generic ‘cut-off’ scale  $\Lambda$  where one expects new physics to appear. The SM is

supplemented with new operators respecting its local and global symmetries, each with a Wilson coefficient controlling the size of their contribution to physical processes.<sup>1</sup> The leading canonical dimension at which these can appear is six, meaning a suppression by  $\Lambda^2$ , where 59 independent structures arise [276, 278]<sup>2</sup>. EFT interpretations of LHC data are then designed to capture small effects from heavy particles living at energies beyond the current experimental reach. The fact that direct searches for exotic states have, so far, been unsuccessful further reinforces EFTs as essential elements of the LHC programme. An EFT not only parametrises physics beyond the SM but is also useful in studying the origin of observed and potential deviations. Correlations among observables can moreover help to connect the Wilson coefficients predicted by specific high energy or ultraviolet (UV) models.

The issue of operator basis choice in an EFT arises from the possibility of relating certain sets of operators via field redefinitions, equations of motion and Fierz identities. Taking from now on the case of the SM EFT, contributions from EFT to observables can come from fixed combinations of Wilson coefficients up to these basis ‘rotations’. A number of popular bases exist in the literature, such as the so-called *Warsaw* basis [278], *SILH* (strongly interacting light Higgs) basis [258, 353] and *BSM primaries* basis [508, 536, 537], from which the recent works on the *Higgs* basis [509] are inspired. All of these represent equivalent descriptions of deviations from SM interactions due to dimension-six operators, each with their own conveniences and inconveniences. The subject of these proceedings is a recently introduced tool, ROSETTA [538], which provides a translation framework between different EFT bases. The program serves to emphasise the notion of basis independence, unifying basis descriptions concerning a number of research purposes. While the basic functionality of ROSETTA is to simply take a set of input values for the Wilson coefficients in a particular basis and translate them to another basis, this opens the possibility for users of any particular basis choice to take advantage of the array of EFT-related third-party software, such as eHDECAY [539] and MADGRAPH5\_AMC@NLO [191], assuming a certain basis for input, as well as to make use of theoretical results obtained in a particular basis choice. These could be, for example, the results of a global fit of EFT parameters from current measurements [540–546] and projections at future colliders [547, 548], or the recent calculation of the complete one-loop anomalous dimension matrix for the renormalisation group evolution/mixing of the Wilson coefficients and their effects [535, 549–555], as well as other EFT-related studies.

In the following we describe some new interfaces developed for ROSETTA for determining compatibility of EFT parameters with existing data in a basis-independent way. We focus here on data concerning electroweak precision observables (EWPO) on- and off- $Z$  peak obtained at LEP complemented by a few hadron collider processes as well as selected measurements at low energy scattering experiments. In addition, we also consider the Higgs signal strength measurements performed thus far at the LHC, and the double-Higgs production rate measurement [150] using cluster analysis [367]. In all cases, we make use of previous works [509, 541, 542, 556, 557], determining the Leading Order (LO) parametric dependence of EWPO and Higgs production cross sections and branching fractions assuming either the *Higgs* basis or an anomalous coupling description akin to the BSM Characterisation Lagrangian (BSMC) of ROSETTA. The operator content of the BSMC is identical to that of the *Higgs* basis apart from the non-imposition of the relations for ‘dependent’ parameters in terms of ‘independent’ ones that connects it to the other dimension-six descriptions. This allows for the

<sup>1</sup>Note that respecting the SM *global* symmetries is a *choice*, which we follow henceforth.

<sup>2</sup>Relaxing flavor universality, the number of independent dimension-six operators grows to 2499 [535].

calculation of a likelihood given a specific input of EFT parameters. The EWPO interface will compute a first likelihood given an internally parametrised  $\chi^2$ -measure and covariance matrix in the Gaussian limit, while the Higgs signal strengths likelihood will be obtained via an interface to LILITH [558]. The two features are to be included in a new version of the code released concurrently with this document.

The remaining sections of this document describe the implementations of the three new ROSETTA interfaces. In all cases, the EFT is mapped to the physical observables in terms of the *Higgs* basis parametrisation at the tree-level in the EFT power-counting. We refer the reader to Ref. [509] for a comprehensive overview of this description. In Sec. 2 we summarise the method by which the numerical likelihood from the EWPO has been obtained, briefly describing its implementation in ROSETTA. In Sec. 3, we describe the connection to the Higgs signal strengths and the ROSETTA interface to LILITH. In Sec. 4, the implementation of the anomalous coupling description and the LHC double-Higgs analysis is described. Sec. 5 presents a summary of the new features of ROSETTA, how to invoke them from the command-line as well various options. Finally, in Sec. 6 we conclude.

## 2 Electroweak Precision Observables

SM EFT descriptions assuming a linearly realised EW symmetry breaking contain a large number of parameters. One may easily get lost in the parameter space when applying the formalism, for example, to Higgs physics at the LHC. Fortunately, it turns out that many directions have already been constrained at leading order by various precision measurements prior to or at the LHC. Several works have derived these constraints for the general dimension-six EFT and obtained likelihood functions in the multidimensional Wilson coefficient space [541–544] assuming various degrees of generality with respect to the flavour structure of the theory. For the ROSETTA interface, we make use of results from Refs. [541, 542], in which a characterisation of a likelihood function using a large number of precision measurements is presented assuming an arbitrary flavour structure. This way, the bounds are more robust, and hold for a larger class of new physics scenarios. In addition, one can identify certain weakly constrained directions in the flavour space of dimension-six operators, that may be interesting targets for future explorations.

In the analyses, tree-level contributions of dimension-six operators to the precision observables are taken into account. While the SM predictions for these observables are state-of-art and typically include one- and/or two-loop contributions, all loop suppressed contributions proportional to the Wilson coefficients of higher-dimensional operators are ignored. Furthermore, possible contributions from dimension-eight operators and higher are neglected as the analysis is performed at  $\mathcal{O}(v^2/\Lambda^2)$  in the EFT counting. This means that corrections to observables are *linear* in the dimension-six Wilson coefficients and stem from interferences with the tree-level SM contributions. On the other hand, corrections proportional to squares of the Wilson coefficients are of  $\mathcal{O}(v^4/\Lambda^4)$ , much like interference between the SM and the neglected dimension-eight operators and are thus not taken into account. In any case, the experimental constraints force the Wilson coefficients to be small such that their squares are negligible. It may, however, matter if experimental constraints leave flat or weakly constrained directions in the parameter space, as along such directions squares may be numerically significant. This issue emerges in the context of LEP-2 constraints on anomalous triple gauge couplings (ATGCs) [556], although the flat direction is lifted once constraint from LHC Higgs searches are taken into account [509]. One consequence of neglecting the squares is that the likelihood is Gaussian, which is convenient for practical purposes.

The experimental results used in this analysis originate from the LEP-1, LEP-2, Tevatron and LHC colliders, as well as from low-energy precision experiments. Based on that input, constraints on diagonal fermion-fermion-gauge boson vertex corrections  $\delta g$ , on ATGCs, and on the Wilson coefficients of the four-lepton operators  $c_{4f}$  are derived. The analysis assumes that new physics corrections to the SM are well approximated by tree-level effects of dimension-six operators. In particular, all dimension-six operators can be present simultaneously with arbitrary coefficients (within the EFT validity range). The results are quoted as  $1\sigma$  confidence intervals for the EFT parameters together with the full correlation matrix, which allows us to reproduce the Gaussian likelihood function in the space of these parameters.

## 2.1 Observables

The set of observables used in this fit can be summarised in the following categories, referring to the tables provided in Appendix A (and references therein) for the central values, uncertainties and SM predictions:

- On-shell  $Z$ - or  $W$ - boson production and subsequent decays to the SM fermions: The measurements have been largely performed at LEP-1 for the  $Z$ -boson, and at LEP-2 for the  $W$ -boson, and are also complemented by some Tevatron and LHC results for what concerns the couplings to light and top quarks (Tables A.1 and A.2).
- Measurements above the  $Z$ -pole: The measurements have been performed by the LEP-2 experiments and constrain ATGCs and certain four-fermion operators.
- Low energy measurements: These provide additional sensitivity to four-lepton operators by means of low-energy muon-neutrino–electron scattering at the CHARM, CHARM-II and BNL-E734 experiments (Tab. A.3), parity-violating electron scattering at the SLAC-E158 experiment and the decays of the  $\tau$  and muon.

For the pole observables, we have used SM predictions quoted in Tables A.1 and A.2 which represent the state-of-art theoretical calculations. Whenever available, the central value quoted in the Table 2 of Ref. [413] is used. The theoretical errors on the SM predictions are subleading compared to the experimental errors on the measured quantities, and are therefore neglected. Above the  $Z$ -pole, pseudo-observables for differential cross section measurements of  $W^+W^-$  pair production are used along with total cross sections and forward-backward asymmetries measured from fermion pair production, all performed at LEP-2 at several centre-of-mass energies [559]. The low energy neutrino scattering results are presented in terms of measurements of the vector and axial couplings of the  $Z$ -boson to electrons, for which the SM predictions are also given in Tab. A.3. The measurement of the parity-violating asymmetry in Möller scattering was performed at the SLAC-E158 experiment [560] and is quoted in terms of the value of the weak mixing angle at  $Q^2 = 0.026 \text{ GeV}^2$

$$s_\theta^2(Q^2 = 0.026 \text{ GeV}^2) = 0.2397 \pm 0.0013, \quad (1)$$

for which the SM prediction [561] is  $0.2381 \pm 0.0006$ . The observables probing  $\tau$  decays correspond to the ratio of the effective Fermi constant of the muonic to the electronic decay of the  $\tau$ , parametrised by the four-lepton operator

$$\mathcal{L} = -\frac{4G_{\tau f}}{\sqrt{2}}(\bar{\nu}_\tau \bar{\sigma}_\rho \tau)(\bar{f} \bar{\sigma}_\rho \nu_f), + \text{h.c. with } f = \mu, e, \quad (2)$$

and with the Particle Data Group (PDG) values

$$A_e \equiv \frac{G_{\tau e}^2}{G_F^2} = 1.0029 \pm 0.0046, \quad (3)$$

$$A_\mu \equiv \frac{G_{\tau \mu}^2}{G_F^2} = 0.981 \pm 0.018. \quad (4)$$

Finally, for muon decays, the partial width  $\Gamma(\mu \rightarrow \nu_\mu e \nu_e)$  defines the SM input parameter  $v$  and is therefore unaffected by any EFT parameter. However, certain differential distributions in polarized decays can offer additional information, usually presented in terms of the *Michel parameters* [562]. From the EFT perspective the most interesting are the so-called  $\eta$  and  $\beta'/A$  parameters, because they are the only ones that may receive contributions at  $\mathcal{O}(1/\Lambda^2)$  [563,564]. These parameters have been measured in an experiment at PSI [565]:

$$\eta = -0.0021 \pm 0.0071, \quad \beta'/A = -0.0013 \pm 0.0036. \quad (5)$$

## 2.2 Implementation

The multidimensional likelihood in the *Higgs* basis parameter space is built in using analytical expressions for the contribution of the EFT parameters to each observable considered in the fit. This is a synthesis of the work contained in several papers [509, 541, 542, 556]. The global  $\chi^2$  function is constructed via the generic expression

$$O_{i,\text{th}} = O_{i,\text{SM}} + \vec{c} \cdot \vec{\delta} O_{i,\text{LO EFT}}, \quad (6)$$

where  $O_{i,\text{SM}}$  is the SM prediction, while the leading order EFT corrections are noted by  $\vec{c} \cdot \vec{\delta} O_{i,\text{LO EFT}}$ . The latter are linear in the vector of dimension-six parameters  $\vec{c}$  and are computed analytically. Then, given a set of measurements,  $O_{i,\text{exp}} \pm \delta O_i$ , the likelihood function is constructed as

$$\chi^2 = \sum_{ij} [O_{i,\text{exp}} - O_{i,\text{th}}] \sigma_{ij}^{-2} [O_{j,\text{exp}} - O_{j,\text{th}}], \quad (7)$$

where  $\sigma_{ij}^{-2} = [\delta O_i \rho_{ij, \text{exp}} \delta O_j]^{-1}$  is calculated from the experimental errors and their correlations,  $\rho_{ij, \text{exp}}$  whenever known. Otherwise, no correlations (for  $i \neq j$ ) are included.

The central values of the fit to the relevant *Higgs* basis parameters  $\vec{c}_0$  obtained by minimising the likelihood function are summarised in Appendix A, along with their  $1\sigma$  uncertainties  $\delta \vec{c}$  and the associated correlation matrix  $\rho$ . These form the basis of our implementation of the ROSETTA interface. From these quantities, the dependence of the global  $\chi^2$  function on the full parameter space can be reconstructed as a multivariate Gaussian,

$$\chi^2 = \sum_{ij} [\delta c - c_0]_i \sigma_{ij}^{-2} [\delta c - c_0]_j, \quad (8)$$

where  $\sigma_{ij}^{-2} = [\delta c_i \rho_{ij} \delta c_j]^{-1}$ . This function is implemented in the EWPO interface of ROSETTA, receiving an instance of a basis class, performing the required translation to the *Higgs* basis, and outputting the value of the likelihood for that set of EFT parameters. This can also be interpreted as a  $p$ -value given 36 fitted parameters via the survival function of a  $\chi^2$  of that many degrees of freedom. The fit is performed assuming both a general flavour structure and minimal flavour violation (MFV).

### 3 Single Higgs measurements

#### 3.1 Signal-strengths

Given a particular EFT basis choice, it is relatively straightforward to map a given set of Wilson coefficients into predictions for Higgs production cross sections and branching fractions, such that the compatibility with existing measurements can be assessed. The simplest set of such measurements are the so-called Higgs signal-strengths, presented in the  $\kappa$ -formalism as ratios of predicted rates in a particular production channel  $X$  and decay mode  $Y$  to the SM expectation,

$$\mu_{X,Y} = \frac{\sigma_X \times \text{BR}(h \rightarrow Y) \times \mathcal{A} \times \varepsilon}{[\sigma_X \times \text{BR}(h \rightarrow Y) \times \mathcal{A} \times \varepsilon]_{SM}}. \quad (9)$$

In this expression,  $\sigma_X$  denotes the production cross section and BR the decay branching fraction, while an experimental acceptance times efficiency factor  $\mathcal{A} \times \varepsilon$  is also taken into account. Assuming that  $\mathcal{A} \times \varepsilon$  for the new physics signal modelling is not significantly different from the SM case, these experimental factors can be simplified to a ‘reduced efficiency’  $\epsilon_{X,Y}$  such that the combination of production cross section and branching ratio can be directly constrained from the data

$$\mu_{X,Y} = \epsilon_{X,Y} \frac{\sigma_X \times \text{BR}(h \rightarrow Y)}{[\sigma_X \times \text{BR}(h \rightarrow Y)]_{SM}} = \epsilon_{X,Y} \times \frac{\sigma_X}{\sigma_X^{SM}} \times \frac{\Gamma(h \rightarrow Y)}{\Gamma^{SM}(h \rightarrow Y)} \times \frac{\Gamma_{\text{tot.}}^{SM}}{\Gamma_{\text{tot.}}}. \quad (10)$$

This setup is then able to constrain models that predict a simple rescaling of the SM Higgs rates using a combination of measurements of the Higgs production and decay products to date.

It goes without saying that the EFT framework contains far more information than can be extracted by only measuring these rates, since the presence of new Lorentz structures and, in particular, higher derivative interactions induce momentum-dependent vertices not present in the dimension-four SM Lagrangian. Consequently, the signal-strengths do not represent the optimal way to search for deviations due to higher-dimensional operators in the Higgs sector or any other sector. However, it remains true that constraints from these measurements must be satisfied to begin with when considering EFT effects in other observables. Furthermore, there is already an established industry in making use of this data to provide limits on beyond the SM scenarios with several, user-friendly, software packages available. For this reason, incorporating this information into ROSETTA via an interface to LILITH, was deemed a useful addition to the growing functionality of the package, which can now provide the compatibility with Higgs signal-strength data to the EFT framework in a basis-independent manner.

#### 3.2 Implementation

The theoretical ingredient for the rate measurement interface is a map from an EFT description to predictions for Higgs signal-strengths computed relative to the SM expectation, *i.e.*, the three ratios of equation (10). More precisely, this necessitates the calculation of production cross sections, decay branching fractions and total widths. These have been computed semi-analytically and reported in Ref. [509] as linear functions of the parameters of the BSMC assuming MFV. ROSETTA incorporates these results such that input from any basis implementation is translated to the BSMC (via the *Higgs* basis) and fed into the LILITH machinery to build the likelihood and extract a  $\chi^2$  measure of a given parameter point. LILITH keeps its own repository of experimental signal-strength results that is periodically updated and from which the program derives the likelihood. Extending the work documented in Ref. [509], the parametric dependence is



retained up to quadratic order in the EFT parameters, *i.e.*, up to order  $1/\Lambda^4$ . The question of whether to include such terms in a given analysis will not be addressed here (see Ref. [350] for a recent discussion on this) and will ultimately be left up to the user.

The implementation of these formulæ, summarised in Appendix B, is contained in the `SignalStrengths` package found in `Rosetta/interfaces`. The key functions implemented are `production()` and `decay()`, which are contained in the PYTHON modules of the same name. ROSETTA’s `Lilith` interface makes use of these functions to create the xml input string feeding the likelihood calculation function of LILITH.

## 4 DiHiggs channel

One of the key search modes for unveiling the nature of EW symmetry breaking at colliders is the non-resonant production of a pair of Higgs bosons, that provides the first window on the trilinear Higgs self-coupling. Of the several diHiggs production modes the most promising for detection at the LHC is in the gluon-fusion channel [336]. Searches for diHiggs production using LHC proton-proton collision data at a centre-of-mass energy of 8 TeV [150, 356–358, 358–361, 566] have been performed by both ATLAS and CMS collaborations. The few results for non-resonant diHiggs production have assumed the signal to have a SM-like topology, although the SM cross section for gluon-fusion-induced diHiggs production is too low to be accessed with LHC Run-I data.

As noted in several works, the signal topology is very sensitive to the details of the model both in the SM, considering both the leading order and higher-order calculation cases [344, 345], as well as when considering new physics. This second case has been investigated in the anomalous couplings/EFT approach, as shown for instance in Refs. [335, 367, 567], and also in explicit models as illustrated in the works of Refs. [347, 568, 569] or in Chapter 11 of the current proceedings, where diHiggs production is considered in the context of the presence of vector-like quarks partners.

The number of anomalous couplings needed to define a point of the parameter space (relevant for the production of a Higgs pair) is four or five, depending on whether the Higgs is assumed to be part of a weak doublet. It is non-trivial to identify different regions of parameter space with specific signal topologies, with relevant differences compared to experimental resolution. In particular in Ref. [367], a statistical classification was designed, defining a list of clusters of parameter points, grouped together purely based on their kinematics. The approach relies on the fact that at LO, gluon-fusion diHiggs production can be captured with only two kinematical variables (the invariant mass of the diHiggs system and the angle between the Higgs bosons and the beam pipe), as any  $2 \rightarrow 2$  process. Moreover, all of the features that come on top of the LO hard scattering matrix element (including the Higgs decay process that is assumed to be Standard-Model-like), from parton showering and hadronization effects to detector effects, are described by stochastic processes that do not carry new physics information.

Twelve benchmark points (representing the different clusters) are defined to be experimentally studied, that can also be found in the Yellow Report 4 of the LHC Higgs Cross Section Working Group [570], and represent targets of the next generation of experimental results. Each parameter space point analysed is associated with one cluster, characterised (through its benchmark) by a specific set of anomalous couplings, as shown in Table 1. These anomalous couplings are defined by the Lagrangian



Benchmark	$\kappa_\lambda$	$\kappa_t$	$c_2$	$c_g$	$c_{2g}$
1	7.5	1.0	-1.0	0.0	0.0
2	1.0	1.0	0.5	-0.8	0.6
3	1.0	1.0	-1.5	0.0	-0.8
4	-3.5	1.5	-3.0	0.0	0.0
5	1.0	1.0	0.0	0.8	-1
6	2.4	1.0	0.0	0.2	-0.2
7	5.0	1.0	0.0	0.2	-0.2
8	15.0	1.0	0.0	-1	1
9	1.0	1.0	1.0	-0.6	0.6
10	10.0	1.5	-1.0	0.0	0.0
11	2.4	1.0	0.0	1	-1
12	15.0	1.0	1.0	0.0	0.0
SM	1.0	1.0	0.0	0.0	0.0

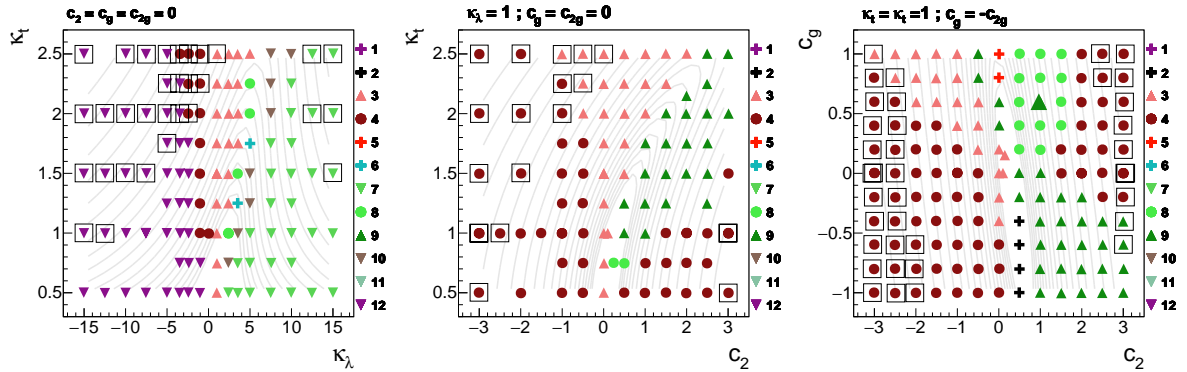
**Table 1:** Parameter values of the final benchmarks selected by the clustering procedure with the choice of  $N_{clus} = 12$  (Table 1. of Ref. [367]). The third cluster is the one that contains the SM sample.

$$\begin{aligned}
\mathcal{L}_h = & \frac{1}{2} \partial_\mu h \partial^\mu h - \frac{1}{2} m_h^2 h^2 - \kappa_\lambda \lambda_{SM} v h^3 - \frac{m_t}{v} (v + \kappa_t h + \frac{c_2}{v} h h) (\bar{t}_L t_R + h.c.) \\
& + \frac{1}{4} \frac{\alpha_s}{3\pi v} (c_g h - \frac{c_{2g}}{2v} h h) G^{\mu\nu} G_{\mu\nu}, \tag{11}
\end{aligned}$$

which has a one-to-one mapping to the BSM Characterisation Lagrangian of ROSETTA.

Each of the twelve benchmark points has a very characteristic topology at the generation level, see the Figure 6 of Ref. [367]. For instance, there are benchmarks for which the  $p_T$  of the Higgs boson peaks at 50 GeV, typically related to the domination of the Higgs trilinear coupling in the amplitude causing on-threshold production. In other clusters the Higgs boson  $p_T$  can peak around 150 GeV or more, when the interferences between the different diagrams leads to a cancellation on the threshold. Clusters with intermediate behaviour in the Higgs boson  $p_T$  and/or double-peaked structures are also found, depending on the region of the parameter space being probed. As an example of the usage of such a kinematical mapping, an analyzer that compares the experimental data to the benchmark of cluster 3 (that happens to be the cluster that contains the SM point) concludes that at 8 TeV the experiment excludes a signal of 0.69 pb with this shape at the 95% C.L. (as the ATLAS limit [150] in the SM case). If one has in hand the map of the parameter space points, such that one can identify those that are well described by the SM-like signal topology, as well as the corresponding cross sections, one can determine the level of compatibility of the points with the current data.

In Figure 1 we show the result of the above exercise. We present three slices of the parameter space, where the left panel shows the  $(\kappa_\lambda, \kappa_t)$  plane, when  $\kappa_t$  is varied respecting all constraints from single Higgs measurements. The middle panel shows the  $(c_2, \kappa_t)$  plane, when all the other parameters are fixed to their SM value. Finally, the right panel corresponds to the  $(c_2, c_g)$  plane, when the linear-EFT condition  $c_g = -c_{2g}$  is imposed and all the other parameters are fixed to their SM value. The contours are isolines of cross sections. The cross section grows when  $\kappa_t$  increases with respect to its SM value. Downward-pointing triangles symbolise clusters where the benchmark has a Higgs  $p_T$  peaking at around 50 GeV or at a smaller value (threshold-like clusters). Circles describe clusters whose benchmark has a Higgs  $p_T$  peaking



**Figure 1:** Distribution of nodes in various planes that contain the SM point. The different markers represent the twelve clusters (see Table 1). The contours correspond to isolines of cross section. Cluster 3 represents the SM-like topology. The framed points are excluded if we consider the ATLAS limit for the SM benchmark and assume the the Higgs boson decays SM-like. We extend the experimental limit to all the clusters for illustrational purposes, with the caveat that this extension may be not valid, in particular for threshold like clusters (cluster 7 and 12, see text).

around 100 GeV. Upward-pointing triangles describe clusters where the benchmark of the node has a Higgs  $p_T$  peaking around 150 GeV or more. Finally, crosses describe clusters that show a double-peaking structure in the  $m_{hh}$  distribution.

Black frames around the parameter space points signify that the point would be excluded by the limit of Ref. [150], assuming SM-like Higgs boson branching ratios and an SM-like topology. The signal cross-section is calculated using the analytical parametrisation as presented in the LHCHSWG document [571], employing the SM diHiggs cross section at NNLO+NNLL order in QCD [342, 345, 570]. Cluster 3 is the one that represents the SM-like topology. As an illustration, we extend the experimental limit to all the clusters. This approximation is rather non-trivial, as we extrapolate the experimental limit derived for one kinematical topology (SM-like) to clusters that describe different topologies. In this sense this figure is merely an illustration of the method.

The representation of results in this fashion is complicated and not very elucidating, especially if one wants to extract EFT constraints in more than four dimensions (considering also the Higgs boson branching fractions). In particular, one can make use of the eHDECAY interface provided by ROSETTA to get accurate predictions for the production cross-section times branching fraction for each of the diHiggs channels analysed, in order to capture the full analytical dependence of the rates predicted by the EFT. This procedure is implemented in the dihiggs interface of ROSETTA. The non-trivial aspect of determining the compatibility of a given point with the ATLAS analysis is to capture the effect of the modified kinematics on the actual cross-section limit one should use. We therefore begin by simply approximating this quantity by determining the nearest point in the anomalous coupling parameter space for which the clustering procedure was performed in the scan of Ref. [367]. The cluster to which that particular point was associated informs us on the limit to which to compare the computed production cross-section times branching fractions, as the full analysis chain of the ATLAS analysis has been performed for these points. By this method, the dihiggs interface informs the user in a convenient way whether the non-resonant diHiggs analysis likely excludes a given point in the EFT parameter space. We envisage, in the future a more detailed method of actually

determining/approximating the actual likelihood of a given point, rather than a simple exclusion flag.

## 5 ROSETTA command line interface

With the addition of several new interfaces, which could be useful both on their own and in combination with others, we have created a new command-line interpreter to better suit the various possible uses of ROSETTA. Each interface can be called via a particular command of the type

```
bin/rosetta [OPTIONS1] INTERFACE [OPTIONS2] ARG
```

In addition, the original core translation method of ROSETTA can now also be called in this way. Two possible sets of options can be defined. The first set defines the global options associated with a particular ROSETTA run. This mostly controls the level of output to be printed to the screen.

```
[OPTIONS1]
-h or -help      This displays a help message and exits the program.
-s or -silent    Suppress all output and take default answers to all questions.
-d or -debug     Activate debug setting for verbose program output.
-force          Take default answers to all questions.
```

After a given run, ROSETTA now creates two log files that are named `rosetta.log` and `rosetta.suppressed.log`. The first of these files contains the output of the programme as printed to the screen. In contrast, the second of these files includes the output such as it would have been printed to the screen in the case where the programme would have been run with the `-debug` option.

With the `INTERFACE` keyword above, the user specifies the particular interface he/she wishes to make use of. While each choice (namely `translate`, `ehdecay`, `ewpo`, `dihiggs`, `signalstrengths` and `defaultcard`) includes a `-h` (or `-help`) option to inform users of the features that have been implemented, dedicated options are available and will be detailed below. Unless stated otherwise, the interfaces receive a single argument `ARG` that refer to a path to an SLHA parameter card compatible with an EFT basis implemented in ROSETTA (the `defaultcard` interface is a utility to generate a template for such a card).

`translate`

The core translation functionality of ROSETTA can now be called from the command-line interface. It allows for the same options as the original `translate` executable that have been documented in Ref. [538].

[OPTIONS2]	
-o or -output	This allows for the specification of the name of the output file, that is by default PARAMCARD_new.dat.
-w or -overwrite	This allows the program to overwrite any pre-existing output file.
-target	This allows for providing the name of the basis into which the translation occurs, the default being bsmc.
-ehdecay	This allows to use the interface with the eHDECAY program [353] for the calculation of the Higgs boson width and branching fractions.
-flavor	This allows to specify the treatment of the flavour structure relevant for the two-fermion operators, the default being general and the other acceptable choices being universal and diagonal.
-dependent	This allows the program to also write out any dependent parameters calculated by the translation function to the output file.

#### ehdecay

The eHDECAY interface may now be used on its own, to simply compute and report the Higgs width and branching fraction in the form of an SLHA block from a given SLHA parameter card in an implemented basis. This interface is also compatible with the `-flavor` option.

[OPTIONS2]	
-o or -output	Specify the name for a copy of the input SLHA card including the decay block.
-w or -overwrite	This allows the program to overwrite any pre-existing output file.
-flavor	This allows to specify the treatment of the flavour structure relevant for the two-fermion operators, the default being general and the other acceptable choices being universal and diagonal.

#### ewpo

The computation of the multidimensional likelihood described in Sec. 2 can be called with the above command, using `ewpo` as the desired INTERFACE. As a result, the programme prints to the screen the value of the likelihood together with the associated  $p$ -value of the parameter point specified in the input SLHA card. It is also compatible with the `-flavor` option above described, as the implementation of the calculation of the likelihood function has been achieved assuming both a general and an MFV flavour structure. However, since the considered observables can only constrain the diagonal elements of the weak boson–fermion–fermion vertices, the flavour-violating entries of the Wilson coefficients will not affect the likelihood.

#### signalstrengths

The evaluation of the Higgs signal strengths as described in Sec. 3 can also be invoked on its own. The `-flavor` option is once again accepted but observables are restricted in sensitivity to the diagonal elements of the flavour matrices, as with the `ewpo` interface above. The signal strengths are computed including effects linear in the EFT coefficients by default. This can be

modified by `-squares` option which includes the full quadratic dependence.

`dihiggs`

The ROSETTA programme can also be used to determine the cross section times branching fraction related to non-resonant diHiggs production. This proceeds first by translating a given input point into the BSM Characterisation Lagrangian (via the *Higgs* basis). It next combines this information with the Higgs branching fractions as computed by the eHDECAY interface. Finally, the values of the rates corresponding to the production of  $b\bar{b}\gamma\gamma$ ,  $b\bar{b}b\bar{b}$ ,  $b\bar{b}\tau\tau$  and  $\gamma\gamma WW^*$  final states are reported or can be selected individually using the available options. The `-flavor` option is once again accepted, as well as the possibility of including the squares of the EFT contributions via the `-squares` option.

[OPTIONS2]

- `-squares` This tells ROSETTA to include the quadratic dependence of the non-resonant diHiggs production cross section on the *BSMC* Lagrangian parameters.
- `-channel` This selects a particular channel for which to report the cross section times branching fraction. The allowed values are ‘4b’, ‘bbaa’, ‘bbtau tau’ and ‘aaWW’.

## 6 Conclusion

The work presented in these proceedings represents the first steps towards confronting SM EFT at LO with data in a basis-independent way via ROSETTA. We have covered the implementations of a global fit to Electroweak Precision observables (including select low-energy scattering experiments and complemented by ATGC data from LEP, Tevatron and LHC), global Higgs signal-strength constraints via an interface to LILITH, and constraints on non-resonant di-Higgs production at the LHC. These were made possible making use of numerous works deriving the parametric dependence of the observables in question on the SM EFT parameters at LO. These are wrapped into interfaces of ROSETTA in order to extract the results of each analysis starting from any basis implementation present in the program. In doing so, we have also presented a new command-line interface for ROSETTA, through which all of these features can be accessed. The culmination of the work reported here will be a new version of ROSETTA, which we anticipate will be released at the same time as these proceedings. Looking ahead, it is envisaged that the work documented here will evolve into a more general framework for data compatibility for EFT using ROSETTA into which new measurements such as the essential differential observables can be continually added.

## Appendix

## A Measured values and SM predictions for observables

Tab. A.1, A.2 and A.3 summarise the measured values and the SM predictions for the precision observables included in the fit introduced Sec. 2.1 and that were not mentioned in the main text.

Observable	Experimental value	Ref.	SM prediction	Definition
$\Gamma_Z$ [GeV]	$2.4952 \pm 0.0023$	[572]	2.4950	$\sum_f \Gamma(Z \rightarrow ff)$
$\sigma_{\text{had}}$ [nb]	$41.541 \pm 0.037$	[572]	41.484	$\frac{12\pi}{m_Z^2} \frac{\Gamma(Z \rightarrow e^+e^-)\Gamma(Z \rightarrow q\bar{q})}{\Gamma_Z^2}$
$R_e$	$20.804 \pm 0.050$	[572]	20.743	$\frac{\sum_q \Gamma(Z \rightarrow q\bar{q})}{\Gamma(Z \rightarrow e^+e^-)}$
$R_\mu$	$20.785 \pm 0.033$	[572]	20.743	$\frac{\sum_q \Gamma(Z \rightarrow q\bar{q})}{\Gamma(Z \rightarrow \mu^+\mu^-)}$
$R_\tau$	$20.764 \pm 0.045$	[572]	20.743	$\frac{\sum_q \Gamma(Z \rightarrow q\bar{q})}{\Gamma(Z \rightarrow \tau^+\tau^-)}$
$A_{\text{FB}}^{0,e}$	$0.0145 \pm 0.0025$	[572]	0.0163	$\frac{3}{4}A_e^2$
$A_{\text{FB}}^{0,\mu}$	$0.0169 \pm 0.0013$	[572]	0.0163	$\frac{3}{4}A_e A_\mu$
$A_{\text{FB}}^{0,\tau}$	$0.0188 \pm 0.0017$	[572]	0.0163	$\frac{3}{4}A_e A_\tau$
$R_b$	$0.21629 \pm 0.00066$	[572]	0.21578	$\frac{\Gamma(Z \rightarrow b\bar{b})}{\sum_q \Gamma(Z \rightarrow q\bar{q})}$
$R_c$	$0.1721 \pm 0.0030$	[572]	0.17226	$\frac{\Gamma(Z \rightarrow c\bar{c})}{\sum_q \Gamma(Z \rightarrow q\bar{q})}$
$A_b^{\text{FB}}$	$0.0992 \pm 0.0016$	[572]	0.1032	$\frac{3}{4}A_e A_b$
$A_c^{\text{FB}}$	$0.0707 \pm 0.0035$	[572]	0.0738	$\frac{3}{4}A_e A_c$
$A_e$	$0.1516 \pm 0.0021$	[572]	0.1472	$\frac{\Gamma(Z \rightarrow e_L^+e_L^-) - \Gamma(Z \rightarrow e_R^+e_R^-)}{\Gamma(Z \rightarrow e^+e^-)}$
$A_\mu$	$0.142 \pm 0.015$	[572]	0.1472	$\frac{\Gamma(Z \rightarrow \mu_L^+\mu_L^-) - \Gamma(Z \rightarrow \mu_R^+\mu_R^-)}{\Gamma(Z \rightarrow \mu^+\mu^-)}$
$A_\tau$	$0.136 \pm 0.015$	[572]	0.1472	$\frac{\Gamma(Z \rightarrow \tau_L^+\tau_L^-) - \Gamma(Z \rightarrow \tau_R^+\tau_R^-)}{\Gamma(Z \rightarrow \tau^+\tau^-)}$
$A_e$	$0.1498 \pm 0.0049$	[572]	0.1472	$\frac{\Gamma(Z \rightarrow e_L^+e_L^-) - \Gamma(Z \rightarrow e_R^+e_R^-)}{\Gamma(Z \rightarrow \tau^+\tau^-)}$
$A_\tau$	$0.1439 \pm 0.0043$	[572]	0.1472	$\frac{\Gamma(Z \rightarrow \tau_L^+\tau_L^-) - \Gamma(Z \rightarrow \tau_R^+\tau_R^-)}{\Gamma(Z \rightarrow \tau^+\tau^-)}$
$A_b$	$0.923 \pm 0.020$	[572]	0.935	$\frac{\Gamma(Z \rightarrow b_L b_L) - \Gamma(Z \rightarrow b_R b_R)}{\Gamma(Z \rightarrow b\bar{b})}$
$A_c$	$0.670 \pm 0.027$	[572]	0.668	$\frac{\Gamma(Z \rightarrow c_L \bar{c}_L) - \Gamma(Z \rightarrow c_R \bar{c}_R)}{\Gamma(Z \rightarrow c\bar{c})}$
$A_s$	$0.895 \pm 0.091$	[573]	0.935	$\frac{\Gamma(Z \rightarrow s_L \bar{s}_L) - \Gamma(Z \rightarrow s_R \bar{s}_R)}{\Gamma(Z \rightarrow s\bar{s})}$
$R_{uc}$	$0.166 \pm 0.009$	[574]	0.1724	$\frac{\Gamma(Z \rightarrow u\bar{u}) + \Gamma(Z \rightarrow c\bar{c})}{2 \sum_q \Gamma(Z \rightarrow q\bar{q})}$

**Table A.1:**  $Z$ -boson pole observables. The experimental errors within a set of observables separated by two double lines are correlated, which is taken into account in the fit.  $A_e$  and  $A_\tau$  are listed twice: the first number originates from the combination of leptonic polarisation and left-right asymmetry measurements at the SLC collider, while the second number is issued from tau polarisation measurements at LEP-1. The table also includes the model-independent measurement of the on-shell  $Z$ -boson couplings to light quarks performed by D0 [575] and the measurements related to inclusive Drell-Yan  $Z$ -boson production in CMS [576]. For what concerns the theoretical predictions, we have used the best fit SM values obtained from GFITTER [413].

Observable	Experimental value	Ref.	SM prediction	Definition
$m_W$ [GeV]	$80.385 \pm 0.015$	[577]	80.364	$\frac{g_L v}{2} (1 + \delta m)$
$\Gamma_W$ [GeV]	$2.085 \pm 0.042$	[574]	2.091	$\sum_f \Gamma(W \rightarrow ff')$
$\text{Br}(W \rightarrow e\nu)$	$0.1071 \pm 0.0016$	[559]	0.1083	$\frac{\Gamma(W \rightarrow e\nu)}{\sum_f \Gamma(W \rightarrow ff')}$
$\text{Br}(W \rightarrow \mu\nu)$	$0.1063 \pm 0.0015$	[559]	0.1083	$\frac{\Gamma(W \rightarrow \mu\nu)}{\sum_f \Gamma(W \rightarrow ff')}$
$\text{Br}(W \rightarrow \tau\nu)$	$0.1138 \pm 0.0021$	[559]	0.1083	$\frac{\Gamma(W \rightarrow \tau\nu)}{\sum_f \Gamma(W \rightarrow ff')}$
$R_{Wc}$	$0.49 \pm 0.04$	[574]	0.50	$\frac{\Gamma(W \rightarrow cs)}{\Gamma(W \rightarrow ud) + \Gamma(W \rightarrow cs)}$
$R_\sigma$	$0.998 \pm 0.041$	[578]	1.000	$g_L^{Wq_3} / g_{L,\text{SM}}^{Wq_3}$

**Table A.2:**  $W$ -boson pole observables. The table also includes the measurement of  $V_{tb}$  from  $t$ -channel single-top production, and the one of the inclusive Drell-Yan  $W$ -boson production cross section at the LHC [576]. Measurements of the three leptonic branching ratios of the  $W$ -boson are correlated. For what concerns the theoretical predictions of the leptonic branching ratios, we use the value quoted in Ref. [559].

Experiment	Ref.	$g_V$	$g_A$
SM prediction	[579]	-0.0396	0.5064
CHARM-II	[580]	$-0.035 \pm 0.017$	$-0.503 \pm 0.0017$
CHARM	[581]	$-0.06 \pm 0.07$	$-0.54 \pm 0.07$
BNL-E734	[582]	$-0.107 \pm 0.045$	$-0.514 \pm 0.036$

**Table A.3:** Summary of the SM predictions and the experimental measurements of the vector ( $g_V$ ) and axial ( $g_A$ ) coupling strengths of the  $Z$ -boson to electrons as reported by the CHARM, CHARM-II and BNL-E734 experiments

### A.1 Central values, uncertainties and correlation matrix of precision observable fit

We present below the central values resulting from the fit of the precision observables considered, to the relevant *Higgs* basis parameters  $\vec{c}_0$ , together with the associated  $1\sigma$  uncertainties  $\delta\vec{c}$  and correlation matrix  $\rho$ . We refer to Sec. 2.2 for more information.

$$\begin{pmatrix}
 \delta g_L^{We} \\
 \delta g_L^{W\mu} \\
 \delta g_L^{W\tau} \\
 \delta g_L^{Ze} \\
 \delta g_L^{Z\mu} \\
 \delta g_L^{Z\tau} \\
 \delta g_R^{Ze} \\
 \delta g_R^{Z\mu} \\
 \delta g_R^{Z\tau} \\
 \delta g_L^{Zu} \\
 \delta g_L^{Zc} \\
 \delta g_L^{Zt} \\
 \delta g_R^{Zu} \\
 \delta g_R^{Zc} \\
 \delta g_L^{Zd} \\
 \delta g_L^{Zs} \\
 \delta g_L^{Zb} \\
 \delta g_R^{Zd} \\
 \delta g_R^{Zs} \\
 \delta g_R^{Zb} \\
 \hline
 \delta g_{1,z} \\
 \delta \kappa_\gamma \\
 \lambda_z \\
 [c_{\ell\ell}]_{1111} \\
 [c_{\ell e}]_{1111} \\
 [c_{ee}]_{1111} \\
 [c_{\ell\ell}]_{1221} \\
 [c_{\ell\ell}]_{1122} \\
 [c_{\ell e}]_{1122} \\
 [c_{\ell e}]_{2211} \\
 [c_{ee}]_{1122} \\
 [c_{\ell\ell}]_{1331} \\
 [c_{\ell\ell}]_{1133} \\
 [c_{\ell e}]_{1133} + [c_{\ell e}]_{3311} \\
 [c_{ee}]_{1133} \\
 [c_{\ell\ell}]_{2332}
 \end{pmatrix}
 =
 \begin{pmatrix}
 -0.37 \pm 0.43 \\
 -1.43 \pm 0.59 \\
 1.46 \pm 0.70 \\
 -0.029 \pm 0.028 \\
 0.01 \pm 0.11 \\
 0.016 \pm 0.058 \\
 -0.035 \pm 0.027 \\
 0.00 \pm 0.13 \\
 0.037 \pm 0.062 \\
 -0.6 \pm 3.0 \\
 -0.16 \pm 0.36 \\
 -0.3 \pm 3.8 \\
 1.3 \pm 5.0 \\
 -0.37 \pm 0.51 \\
 -1.0 \pm 3.7 \\
 1.2 \pm 1.7 \\
 0.33 \pm 0.16 \\
 3 \pm 15 \\
 2.9 \pm 4.8 \\
 2.3 \pm 0.8 \\
 \hline
 -62 \pm 37 \\
 -23 \pm 23 \\
 65 \pm 40 \\
 1.00 \pm 0.39 \\
 -0.23 \pm 0.22 \\
 0.23 \pm 0.39 \\
 -3.7 \pm 1.4 \\
 2.0 \pm 2.3 \\
 1.0 \pm 2.3 \\
 -0.9 \pm 2.2 \\
 1.5 \pm 2.6 \\
 1.8 \pm 1.3 \\
 140 \pm 170 \\
 -0.55 \pm 0.64 \\
 -150 \pm 180 \\
 1.9 \pm 2.1
 \end{pmatrix}
 \times 10^{-2}.$$

We split the symmetric correlation matrix  $\rho$  as

$$\rho = \begin{pmatrix} \rho_{\delta g} & \rho_x \\ \rho_x^T & \rho_{4f+\text{tgc}} \end{pmatrix},$$

where  $\rho_{\delta g}$  consists of the correlations among the weak boson-fermion-fermion vertex corrections,  $\rho_{4f+\text{tgc}}$  of the correlations among the four-lepton effective couplings and the ATGCs, and  $\rho_x$  of the cross-correlation between the two above sets of measurements.



$$\rho_{\delta g} = \begin{pmatrix} 1. & -0.08 & -0.48 & -0.07 & -0.02 & 0. & 0.05 & -0.04 & -0.03 & -0.01 & 0. & 0. & -0.02 & 0. & -0.01 & -0.03 & 0.02 & -0.03 & -0.03 & 0. \\ . & 1. & -0.68 & -0.12 & -0.04 & 0.01 & 0.09 & -0.07 & -0.05 & -0.02 & 0. & 0. & -0.03 & 0.01 & -0.02 & -0.05 & 0.03 & -0.05 & -0.04 & 0. \\ . & . & 1. & -0.15 & -0.05 & 0.01 & 0.11 & -0.08 & -0.06 & 0.01 & -0.01 & 0. & 0.01 & 0. & 0.01 & 0.03 & 0.04 & 0.02 & 0.02 & 0.01 \\ . & . & . & 1. & -0.11 & -0.07 & 0.17 & -0.06 & 0.03 & 0.01 & 0.08 & -0.02 & 0.03 & 0.09 & 0.02 & 0.04 & -0.38 & 0.04 & 0.04 & -0.37 \\ . & . & . & . & 1. & 0.07 & -0.05 & 0.9 & -0.04 & 0. & -0.02 & 0. & 0. & -0.01 & 0. & 0.01 & 0.08 & 0. & 0. & 0.05 \\ . & . & . & . & . & 1. & 0.02 & -0.03 & 0.41 & -0.01 & -0.02 & 0. & -0.01 & 0. & -0.01 & 0. & 0.08 & -0.01 & -0.01 & 0.01 \\ . & . & . & . & . & . & 1. & -0.08 & -0.04 & -0.01 & 0.07 & -0.02 & -0.01 & 0.12 & -0.01 & -0.01 & -0.36 & -0.02 & -0.01 & -0.41 \\ . & . & . & . & . & . & . & 1. & 0.04 & 0.01 & 0. & 0. & 0.01 & -0.02 & 0.01 & 0.01 & 0.02 & 0.02 & 0.02 & 0.05 \\ . & . & . & . & . & . & . & . & 1. & 0.01 & 0.02 & 0. & 0.01 & -0.01 & 0.01 & 0.01 & -0.04 & 0.02 & 0.02 & 0.01 \\ . & . & . & . & . & . & . & . & . & 1. & -0.07 & 0. & 0.74 & 0.05 & 0.92 & -0.14 & -0.01 & 0.75 & -0.09 & 0. \\ . & . & . & . & . & . & . & . & . & . & 1. & 0. & 0.02 & 0.29 & -0.06 & 0.19 & -0.11 & 0.03 & 0.02 & -0.15 \\ . & . & . & . & . & . & . & . & . & . & . & 1. & 0. & -0.01 & 0. & 0. & 0.04 & 0. & 0. & 0.04 \\ . & . & . & . & . & . & . & . & . & . & . & . & 1. & 0.03 & 0.71 & -0.08 & -0.01 & 0.94 & -0.18 & -0.01 \\ . & . & . & . & . & . & . & . & . & . & . & . & . & 1. & 0.05 & 0.01 & -0.19 & 0.06 & 0.06 & -0.15 \\ . & . & . & . & . & . & . & . & . & . & . & . & . & . & 1. & -0.44 & -0.01 & 0.73 & -0.08 & 0. \\ . & . & . & . & . & . & . & . & . & . & . & . & . & . & . & 1. & -0.02 & 0. & 0.23 & -0.02 \\ . & . & . & . & . & . & . & . & . & . & . & . & . & . & . & . & 1. & -0.02 & -0.02 & 0.89 \\ . & . & . & . & . & . & . & . & . & . & . & . & . & . & . & . & . & 1. & -0.32 & -0.01 \\ . & . & . & . & . & . & . & . & . & . & . & . & . & . & . & . & . & . & 1. & -0.01 \\ . & . & . & . & . & . & . & . & . & . & . & . & . & . & . & . & . & . & . & 1. \end{pmatrix}$$

$$\rho_{4f+tgc} = \begin{pmatrix} 1. & 0.18 & -0.98 & 0. & 0. & 0. & -0.16 & -0.01 & -0.01 & 0.01 & 0.1 & -0.04 & 0. & 0. & 0. & 0.11 \\ . & 1. & -0.38 & 0. & -0.01 & 0. & 0.46 & 0.02 & 0.02 & -0.02 & -0.28 & 0.12 & 0. & 0. & 0. & -0.31 \\ . & . & 1. & 0. & 0. & 0. & 0.06 & 0. & 0. & 0. & -0.04 & 0.01 & 0. & 0. & 0. & -0.04 \\ . & . & . & 1. & -0.53 & -0.08 & 0.01 & 0. & 0. & 0. & 0. & 0.01 & 0. & 0. & 0. & 0.01 \\ . & . & . & . & 1. & -0.52 & -0.01 & 0. & 0. & 0. & -0.02 & 0. & 0. & 0. & 0. & -0.02 \\ . & . & . & . & . & 1. & 0. & 0. & 0. & 0. & 0. & 0. & 0. & 0. & 0. & 0. \\ . & . & . & . & . & . & 1. & -0.22 & -0.19 & 0.19 & -0.38 & -0.55 & 0. & 0. & 0. & -0.14 \\ . & . & . & . & . & . & . & 1. & 0.04 & -0.04 & -0.81 & 0.21 & 0. & 0. & 0. & -0.03 \\ . & . & . & . & . & . & . & . & 1. & -0.98 & 0.06 & 0.18 & 0. & 0. & 0. & -0.03 \\ . & . & . & . & . & . & . & . & . & 1. & -0.07 & -0.19 & 0. & 0. & 0. & 0.03 \\ . & . & . & . & . & . & . & . & . & . & 1. & 0.12 & 0. & 0. & 0. & 0.11 \\ . & . & . & . & . & . & . & . & . & . & . & 1. & -0.01 & 0. & 0. & 0.07 \\ . & . & . & . & . & . & . & . & . & . & . & . & 1. & 0.01 & -1. & 0. \\ . & . & . & . & . & . & . & . & . & . & . & . & . & 1. & -0.01 & 0. \\ . & . & . & . & . & . & . & . & . & . & . & . & . & . & 1. & 0. \\ . & . & . & . & . & . & . & . & . & . & . & . & . & . & . & 1. \end{pmatrix}$$

$$\rho_x = \begin{pmatrix} -0.29 & 0.83 & 0.1 & 0. & -0.01 & 0. & 0.55 & 0.02 & 0.02 & -0.02 & -0.34 & 0.14 & 0. & 0. & 0. & -0.37 \\ 0.02 & -0.07 & -0.01 & 0. & -0.01 & 0. & 0.79 & -0.28 & -0.24 & 0.24 & -0.2 & -0.77 & 0.01 & 0. & 0. & 0.11 \\ 0.14 & -0.4 & -0.05 & 0.01 & -0.01 & 0. & -0.86 & 0.19 & 0.16 & -0.16 & 0.33 & 0.74 & -0.01 & 0. & 0. & 0.29 \\ 0.02 & -0.05 & -0.01 & -0.09 & 0.04 & 0.08 & -0.14 & 0.06 & 0.03 & -0.03 & 0.03 & -0.21 & 0. & -0.01 & 0. & -0.17 \\ 0.01 & -0.02 & 0. & 0.01 & 0. & -0.01 & -0.05 & -0.04 & -0.03 & 0.03 & 0.07 & -0.07 & 0. & 0. & 0. & -0.05 \\ 0. & 0. & 0. & 0.01 & 0. & 0. & 0.01 & -0.01 & -0.01 & 0.01 & 0. & 0.02 & 0.01 & -0.01 & -0.01 & 0.01 \\ -0.02 & 0.05 & 0.01 & -0.08 & -0.05 & 0.08 & 0.1 & -0.02 & -0.04 & 0.04 & -0.05 & 0.14 & 0. & 0.01 & 0. & 0.12 \\ 0.01 & -0.03 & 0. & 0.01 & 0. & -0.01 & -0.08 & -0.03 & -0.02 & 0.02 & 0.07 & -0.12 & 0. & 0. & 0. & -0.09 \\ 0.01 & -0.02 & 0. & 0. & 0. & 0. & -0.06 & 0.02 & 0.01 & -0.01 & 0.02 & -0.08 & 0. & 0.02 & 0. & -0.07 \\ 0. & -0.01 & 0. & 0. & 0. & 0. & -0.02 & 0.01 & 0. & 0. & 0.01 & 0. & 0. & 0. & 0. & -0.01 \\ 0. & 0. & 0. & -0.01 & 0. & 0.01 & -0.01 & 0. & 0. & 0. & 0. & -0.02 & 0. & 0. & 0. & -0.01 \\ 0. & 0. & 0. & 0. & 0. & 0. & 0. & 0. & 0. & 0. & 0. & 0. & 0. & 0. & 0. & 0. \\ 0.01 & -0.01 & 0. & 0. & 0. & 0. & -0.04 & 0.01 & 0.01 & -0.01 & 0.01 & 0. & 0. & 0. & 0. & -0.01 \\ 0. & 0.01 & 0. & -0.01 & 0. & 0.01 & 0.01 & 0. & 0. & 0. & -0.01 & 0. & 0. & 0. & 0. & 0. \\ 0. & -0.01 & 0. & 0. & 0. & 0. & -0.03 & 0.01 & 0.01 & -0.01 & 0.01 & 0. & 0. & 0. & 0. & -0.01 \\ 0.01 & -0.02 & 0. & 0. & 0. & 0. & -0.06 & 0.01 & 0.01 & -0.01 & 0.02 & 0.02 & 0. & 0. & 0. & -0.01 \\ 0. & 0.01 & 0. & 0.05 & 0. & -0.05 & 0.03 & -0.02 & 0. & 0. & 0. & 0.05 & 0. & 0. & 0. & 0.04 \\ 0.01 & -0.02 & 0. & 0. & 0. & 0. & -0.06 & 0.02 & 0.01 & -0.01 & 0.02 & 0.01 & 0. & 0. & 0. & -0.01 \\ 0.01 & -0.02 & 0. & 0. & 0. & 0. & -0.05 & 0.01 & 0.01 & -0.01 & 0.02 & 0.01 & 0. & 0. & 0. & -0.01 \\ 0. & 0. & 0. & 0.06 & 0. & -0.05 & 0.01 & -0.01 & 0.01 & -0.01 & 0.01 & 0.01 & 0. & 0. & 0. & 0.01 \end{pmatrix}$$

## B Numerical formulae for Higgs production and decay modes

We summarise here the numerical formulae used for the calculation of the Higgs signal strengths as implemented in ROSETTA. These have been calculated in Ref. [509] and have necessitated in some cases a numerical integration over the parton density functions (PDFs). We have employed the leading order set of PDFs provided by the NNPDF collaboration [583]. The relevant quantities are the ratio of the Higgs production cross sections and partial widths in each channel to the SM predictions. For simplicity, we do not report the coefficients related to the quadratic dependence of the observables on the Wilson coefficients, but they will be provided in the forthcoming ROSETTA 1.1 manual.

### B.1 Higgs production

**Gluon fusion (ggh)  $gg \rightarrow h$ :**

$$\frac{\sigma_{ggh}}{\sigma_{ggh}^{\text{SM}}} \simeq \left| 1 + \frac{\hat{c}_{gg}}{c_{gg}^{\text{SM}}} \right|^2, \quad (\text{B.1})$$

where the coefficients and the relevant loop functions are defined by

$$\hat{c}_{gg} \simeq c_{gg} + \frac{1}{12\pi^2} \left[ \delta y_u A_f \left( \frac{m_h^2}{4m_t^2} \right) + \delta y_d A_f \left( \frac{m_h^2}{4m_b^2} \right) \right], \quad (\text{B.2})$$

$$c_{gg}^{\text{SM}} \simeq \frac{1}{12\pi^2} \left[ A_f \left( \frac{m_h^2}{4m_t^2} \right) + A_f \left( \frac{m_h^2}{4m_b^2} \right) \right], \quad (\text{B.3})$$

$$A_f(\tau) \equiv \frac{3}{2\tau^2} [(\tau - 1)f(\tau) + \tau], \quad (\text{B.4})$$

$$f(\tau) \equiv \begin{cases} \arcsin^2 \sqrt{\tau} & \tau \leq 1 \\ -\frac{1}{4} \left[ \log \frac{1+\sqrt{1-\tau^{-1}}}{1-\sqrt{1-\tau^{-1}}} - i\pi \right]^2 & \tau > 1 \end{cases}. \quad (\text{B.5})$$

As discussed in Ref. [584], it is appropriate to calculate  $c_{gg}^{\text{SM}}$  at the leading order accuracy in QCD as the large  $K$ -factors are approximately common for  $c_{gg}$  and  $\delta y_u$  and cancel in the ratio. Numerically, this gives

$$\hat{c}_{gg} \simeq c_{gg} + (8.7\delta y_u - (0.3 - 0.3i)\delta y_d) \times 10^{-3}, \quad c_{gg}^{\text{SM}} \simeq (8.4 + 0.3i) \times 10^{-3}, \quad (\text{B.6})$$

$$\frac{\sigma_{ggh}}{\sigma_{ggh}^{\text{SM}}} \simeq 1 + 237c_{gg} + 2.06\delta y_u - 0.06\delta y_d. \quad (\text{B.7})$$

**Vector boson fusion (VBF)  $qq \rightarrow hqq$ :**

$$\begin{aligned} \frac{\sigma_{VBF}}{\sigma_{VBF}^{\text{SM}}} \simeq & 1 + 1.49\delta c_w + 0.51\delta c_z - \begin{pmatrix} 1.08 \\ 1.11 \\ 1.23 \end{pmatrix} c_{w\Box} - 0.10c_{ww} - \begin{pmatrix} 0.35 \\ 0.35 \\ 0.40 \end{pmatrix} c_{z\Box} \\ & - 0.04c_{zz} - 0.10c_{\gamma\Box} - 0.02c_{z\gamma}. \end{aligned} \quad (\text{B.8})$$

The three numbers appearing in the multiplying factors for  $c_{w\Box}$  and  $c_{z\Box}$  refer to the three LHC collision energies of  $\sqrt{s} = 7, 8, \text{ and } 13$  TeV. The dependence of the other parameters on the collision energy being weaker, it can be safely ignored. Each LHC Higgs analysis in the VBF channel uses a somewhat different selection strategy to isolate the VBF signal. The resulting cross section therefore slightly depends on it. In the equation above, we have computed the cross section numerically with MADGRAPH5\_AMC@NLO [53] and generator selections on the parton-level jets so that their transverse momentum satisfies  $p_T > 20$  GeV, their pseudorapidity  $|\eta| < 5$  and the invariant-mass of a jet pair is greater than 250 GeV. Replacing the last bound by 500 GeV affects the above numbers at the level of 5%.

**Vector boson associated production (Vh)  $q\bar{q} \rightarrow Vh$  with  $V = W, Z$ :**

$$\frac{\sigma_{Wh}}{\sigma_{Wh}^{\text{SM}}} \simeq 1 + 2\delta c_w + \begin{pmatrix} 6.39 \\ 6.51 \\ 6.96 \end{pmatrix} c_{w\Box} + \begin{pmatrix} 1.49 \\ 1.49 \\ 1.50 \end{pmatrix} c_{ww} \quad (\text{B.9})$$

$$\frac{\sigma_{Zh}}{\sigma_{Zh}^{\text{SM}}} \simeq 1 + 2\delta c_z + \begin{pmatrix} 5.30 \\ 5.40 \\ 5.72 \end{pmatrix} c_{z\Box} + \begin{pmatrix} 1.79 \\ 1.80 \\ 1.82 \end{pmatrix} c_{zz} + \begin{pmatrix} 0.80 \\ 0.82 \\ 0.87 \end{pmatrix} c_{\gamma\Box} + \begin{pmatrix} 0.22 \\ 0.22 \\ 0.22 \end{pmatrix} c_{z\gamma}. \quad (\text{B.10})$$

The triplet of numbers are once again related to the different LHC centre-of-mass energies.

**Top pair associated production (tth)  $gg \rightarrow ht\bar{t}$ :**

$$\frac{\sigma_{tth}}{\sigma_{tth}^{\text{SM}}} \simeq 1 + 2\delta y_u. \quad (\text{B.11})$$

## B.2 Higgs decays

**Two-fermions  $h \rightarrow f\bar{f}$ .**

Higgs boson decays into two fermions occur at the tree level in the SM via the Yukawa couplings. In the presence of dimension-six operators, these are affected via corrections to the Yukawa couplings,

$$\frac{\Gamma_{cc}}{\Gamma_{cc}^{\text{SM}}} \simeq 1 + 2\delta y_u, \quad \frac{\Gamma_{bb}}{\Gamma_{bb}^{\text{SM}}} \simeq 1 + 2\delta y_d, \quad \frac{\Gamma_{\tau\tau}}{\Gamma_{\tau\tau}^{\text{SM}}} \simeq 1 + 2\delta y_e, \quad (\text{B.12})$$

where the abbreviation  $\Gamma(h \rightarrow Y) \equiv \Gamma_Y$  is used.

**Vector bosons  $h \rightarrow VV$**

In the SM, Higgs decays into on-shell gauge bosons (namely into gluon pairs  $gg$ , photon pairs

$\gamma\gamma$ , and  $Z\gamma$  associated pairs) occur only at the one-loop level. In the presence of dimension-six operators, these decays are corrected already at the tree-level due to the existence of two-derivative contact interactions of the Higgs boson with two vector bosons. The relative decay widths are given by

$$\frac{\Gamma_{VV}}{\Gamma_{VV}^{\text{SM}}} \simeq \left| 1 + \frac{\hat{c}_{vv}}{c_{vv}^{\text{SM}}} \right|^2, \quad vv \in \{gg, \gamma\gamma, z\gamma\}, \quad (\text{B.13})$$

where

$$\hat{c}_{\gamma\gamma} \approx c_{\gamma\gamma} - 0.11\delta c_w + 0.02\delta y_u, \quad c_{\gamma\gamma}^{\text{SM}} \simeq -8.3 \times 10^{-2}, \quad (\text{B.14})$$

$$\hat{c}_{z\gamma} \approx c_{z\gamma} - 0.06\delta c_w + 0.003\delta y_t, \quad c_{z\gamma}^{\text{SM}} \simeq -5.9 \times 10^{-2}, \quad (\text{B.15})$$

while  $\hat{c}_{gg}$  and  $c_{gg}^{\text{SM}}$  are defined in Eq. (B.2).

#### Four fermions $h \rightarrow 4f$

The decay process  $h \rightarrow 2\ell 2\nu$  (where  $\ell$  here stands for any charged lepton) proceeds via intermediate  $W$  bosons. The related partial width is given by

$$\frac{\Gamma_{2\ell 2\nu}}{\Gamma_{2\ell 2\nu}^{\text{SM}}} \simeq 1 + 2\delta c_w + 0.46c_{w\Box} - 0.15c_{ww} \quad (\text{B.16})$$

$$\rightarrow 1 + 2\delta c_z + 0.67c_{z\Box} + 0.05c_{zz} - 0.17c_{z\gamma} - 0.05c_{\gamma\gamma}. \quad (\text{B.17})$$

In the SM, the decay process  $h \rightarrow 4\ell$  proceeds at the tree-level via intermediate  $Z$ -bosons. In presence of dimension-six operators, intermediate photon contributions may also arise at the tree level. If that is the case, the decay width diverges since the photon is massless. The relative width  $\bar{\Gamma}(h \rightarrow 4\ell)$  is therefore regulated by imposing a selection on the dilepton invariant mass of  $m_{\ell\ell} > 12$  GeV where the two leptons carry the same flavour. The width is given by

$$\frac{\bar{\Gamma}_{4\ell}}{\bar{\Gamma}_{4\ell}^{\text{SM}}} \simeq 1 + 2\delta c_z + \begin{pmatrix} 0.41c_{z\Box} - 0.15c_{zz} + 0.07c_{z\gamma} - 0.02c_{\gamma\Box} + 0.00c_{\gamma\gamma} \\ 0.39c_{z\Box} - 0.14c_{zz} + 0.05c_{z\gamma} - 0.02c_{\gamma\Box} + 0.03c_{\gamma\gamma} \end{pmatrix} \quad (\text{B.18})$$

$$\rightarrow 1 + 2\delta c_z + \begin{pmatrix} 0.35 \\ 0.32 \end{pmatrix} c_{z\Box} - \begin{pmatrix} 0.19 \\ 0.19 \end{pmatrix} c_{zz} + \begin{pmatrix} 0.09 \\ 0.08 \end{pmatrix} c_{z\gamma} + \begin{pmatrix} 0.01 \\ 0.02 \end{pmatrix} c_{\gamma\gamma}. \quad (\text{B.19})$$

The numbers in the columns correspond to the  $2e2\mu$  and  $4e/\mu$  final states, respectively. The dependence on the  $m_{\ell\ell}$  selection is found to be weak. Very similar numbers are obtained if we replace the 12 GeV threshold by a 4 GeV threshold.

Given these partial widths, the associated branching fractions can be computed as  $\text{BR}_Y = \Gamma_Y/\Gamma(h \rightarrow \text{all})$ , while the total Higgs decay width is given by

$$\frac{\Gamma(h \rightarrow \text{all})}{\Gamma(h \rightarrow \text{all})_{\text{SM}}} \simeq \sum_Y \frac{\Gamma_Y}{\Gamma_Y^{\text{SM}}} \cdot \text{BR}_Y^{\text{SM}} \quad (\text{B.20})$$

## Bibliography

- [1] R. S. Chivukula, P. Ittisamai, K. Mohan, and E. H. Simmons, *Phys. Rev.* **D92** (2015), no. 7 075020, [[1507.06676](#)]. [9](#), [10](#), [12](#), [13](#), [14](#)
- [2] **ATLAS** Collaboration, *Phys. Lett.* **B754** (2016) 302–322, [[1512.01530](#)]. [9](#)
- [3] **CMS** Collaboration, [1512.01224](#). [9](#), [10](#), [13](#)
- [4] A. Atre, R. S. Chivukula, P. Ittisamai, and E. H. Simmons, *Phys.Rev.* **D88** (2013) 055021, [[1306.4715](#)]. [9](#), [11](#), [12](#), [14](#)
- [5] R. Sekhar Chivukula, P. Ittisamai, and E. H. Simmons, *Phys.Rev.* **D91** (2015), no. 5 055021, [[1406.2003](#)]. [9](#), [12](#), [14](#)
- [6] R. Sekhar Chivukula, E. H. Simmons, and N. Vignaroli, *Phys.Rev.* **D91** (2015), no. 5 055019, [[1412.3094](#)]. [9](#), [12](#), [14](#)
- [7] R. M. Harris and K. Kousouris, *Int.J.Mod.Phys.* **A26** (2011) 5005–5055, [[1110.5302](#)]. [10](#), [11](#), [14](#)
- [8] R. S. Chivukula and H. Georgi, *Phys. Lett.* **B188** (1987) 99. [10](#)
- [9] J. M. Arnold, M. Pospelov, M. Trott, and M. B. Wise, *JHEP* **1001** (2010) 073, [[0911.2225](#)]. [10](#)
- [10] E. Ma, M. Raidal, and U. Sarkar, *Eur.Phys.J.* **C8** (1999) 301–309, [[hep-ph/9808484](#)]. [10](#)
- [11] T. Han, I. Lewis, and T. McElmurry, *JHEP* **01** (2010) 123, [[0909.2666](#)]. [10](#), [101](#), [103](#)
- [12] R. M. Harris, C. T. Hill, and S. J. Parke, [hep-ph/9911288](#). [10](#)
- [13] F. Maltoni, K. Paul, T. Stelzer, and S. Willenbrock, *Phys. Rev.* **D67** (2003) 014026, [[hep-ph/0209271](#)]. [14](#)
- [14] W. Kilian, T. Ohl, J. Reuter, and C. Speckner, *JHEP* **10** (2012) 022, [[1206.3700](#)]. [14](#)
- [15] D. Curtin, R. Essig, and B. Shuve, *Phys. Rev.* **D88** (2013) 034019, [[1210.5523](#)]. [14](#)
- [16] J. Gallicchio and M. D. Schwartz, *Phys. Rev. Lett.* **105** (2010) 022001, [[1001.5027](#)]. [14](#)
- [17] **ATLAS** Collaboration, *Phys. Rev.* **D90** (2014), no. 5 052008, [[1407.0608](#)]. [16](#), [21](#)
- [18] **ATLAS** Collaboration, *Eur. Phys. J.* **C75** (2015), no. 7 299, [[1502.01518](#)]. [Erratum: *Eur. Phys. J.*C75,no.9,408(2015)]. [16](#), [23](#)
- [19] **CMS** Collaboration, *Eur. Phys. J.* **C75** (2015), no. 5 235, [[1408.3583](#)]. [16](#)
- [20] **CMS** Collaboration, *JHEP* **06** (2015) 116, [[1503.08037](#)]. [16](#)
- [21] M. Frigerio, A. Pomarol, F. Riva, and A. Urbano, *JHEP* **07** (2012) 015, [[1204.2808](#)]. [18](#)
- [22] D. Marzocca and A. Urbano, *JHEP* **07** (2014) 107, [[1404.7419](#)]. [18](#)
- [23] N. Fonseca, R. Z. Funchal, A. Lessa, and L. Lopez-Honorez, *JHEP* **06** (2015) 154, [[1501.05957](#)]. [18](#)
- [24] I. Brivio, M. B. Gavela, L. Merlo, K. Mimasu, J. M. No, R. del Rey, and V. Sanz, [1511.01099](#). [18](#), [44](#), [45](#), [46](#)
- [25] **ATLAS** Collaboration, *JHEP* **11** (2015) 206, [[1509.00672](#)]. [18](#)
- [26] **CMS** Collaboration, *Phys. Lett.* **B753** (2016) 363–388, [[1507.00359](#)]. [18](#)
- [27] **CMS** Collaboration, *Eur. Phys. J.* **C75** (2015), no. 5 212, [[1412.8662](#)]. [18](#), [86](#)
- [28] S. Lacroix, <https://perso.ens-lyon.fr/sylvain.lacroix/Rapport.pdf>. [18](#)
- [29] N. Craig, H. K. Lou, M. McCullough, and A. Thalappilil, [1412.0258](#). [18](#)
- [30] L. Carpenter, A. DiFranzo, M. Mulhearn, C. Shimmin, S. Tulin, and D. Whiteson, *Phys.*

- Rev.* **D89** (2014), no. 7 075017, [[1312.2592](#)]. [19](#), [40](#), [41](#), [43](#)
- [31] G. Panico and A. Wulzer, *Lect. Notes Phys.* **913** (2016) pp.1–316, [[1506.01961](#)]. [19](#)
- [32] J. Alwall, C. Duhr, B. Fuks, O. Mattelaer, D. G. Ozturk, and C.-H. Shen, *Comput. Phys. Commun.* **197** (2015) 312–323, [[1402.1178](#)]. [20](#)
- [33] A. Alloul, N. D. Christensen, C. Degrande, C. Duhr, and B. Fuks, *Comput. Phys. Commun.* **185** (2014) 2250–2300, [[1310.1921](#)]. [20](#), [22](#), [95](#), [103](#)
- [34] ATLAS Collaboration, *ATLAS-CONF-2015-081* (2015). [20](#)
- [35] CMS Collaboration, *CMS-PAS-EXO-15-004* (2015). [20](#)
- [36] J. Alitti *et. al.*, UA2 Collaboration, *Nucl. Phys.* **B400** (1993) 3–24. [20](#)
- [37] T. Aaltonen *et. al.*, CDF Collaboration, *Phys. Rev.* **D79** (2009) 112002, [[0812.4036](#)]. [20](#)
- [38] CMS Collaboration, *Phys. Rev.* **D91** (2015), no. 5 052009, [[1501.04198](#)]. [20](#)
- [39] ATLAS Collaboration, *Phys. Rev.* **D91** (2015), no. 5 052007, [[1407.1376](#)]. [20](#)
- [40] J. Hisano, K. Ishiwata, and N. Nagata, *Phys. Rev.* **D82** (2010) 115007, [[1007.2601](#)]. [20](#)
- [41] X. Chu, T. Hambye, T. Scarna, and M. H. G. Tytgat, *Phys. Rev.* **D86** (2012) 083521, [[1206.2279](#)]. [20](#)
- [42] M. A. Shifman, A. I. Vainshtein, and V. I. Zakharov, *Phys. Lett.* **B78** (1978) 443. [20](#)
- [43] G. Bélanger, F. Boudjema, A. Pukhov, and A. Semenov, *Comput. Phys. Commun.* **192** (2015) 322–329, [[1407.6129](#)]. [20](#)
- [44] D. S. Akerib *et. al.*, LUX Collaboration, [1512.03506](#). [21](#)
- [45] G. Belanger, F. Boudjema, A. Pukhov, and A. Semenov, *Comput. Phys. Commun.* **180** (2009) 747–767, [[0803.2360](#)]. [21](#)
- [46] P. A. R. Ade *et. al.*, Planck Collaboration, [1502.01589](#). [21](#)
- [47] J. L. Feng, S. Su, and F. Takayama, *Phys. Rev. Lett.* **96** (2006) 151802, [[hep-ph/0503117](#)]. [21](#)
- [48] G. Busoni, A. De Simone, T. Jacques, E. Morgante, and A. Riotto, *JCAP* **1503** (2015), no. 03 022, [[1410.7409](#)]. [21](#)
- [49] E. Conte, B. Fuks, and G. Serret, *Comput. Phys. Commun.* **184** (2013) 222–256, [[1206.1599](#)]. [22](#), [23](#), [135](#), [143](#)
- [50] E. Conte, B. Dumont, B. Fuks, and C. Wymant, *Eur. Phys. J.* **C74** (2014), no. 10 3103, [[1405.3982](#)]. [22](#), [143](#)
- [51] D. Sengupta and G. Chalons, <http://doi.org/10.7484/INSPIREHEP.DATA.RB33.M3CD>. [22](#)
- [52] B. Dumont, B. Fuks, S. Kraml, S. Bein, G. Chalons, E. Conte, S. Kulkarni, D. Sengupta, and C. Wymant, *Eur. Phys. J.* **C75** (2015), no. 2 56, [[1407.3278](#)]. [22](#), [135](#), [143](#)
- [53] J. Alwall, R. Frederix, S. Frixione, V. Hirschi, F. Maltoni, O. Mattelaer, H. S. Shao, T. Stelzer, P. Torrielli, and M. Zaro, *JHEP* **07** (2014) 079, [[1405.0301](#)]. [22](#), [34](#), [46](#), [72](#), [96](#), [124](#), [131](#), [175](#)
- [54] C. Degrande, C. Duhr, B. Fuks, D. Grellscheid, O. Mattelaer, and T. Reiter, *Comput. Phys. Commun.* **183** (2012) 1201–1214, [[1108.2040](#)]. [22](#), [72](#)
- [55] T. Sjostrand, S. Mrenna, and P. Z. Skands, *JHEP* **05** (2006) 026, [[hep-ph/0603175](#)]. [22](#), [46](#), [72](#)
- [56] J. de Favereau, C. Delaere, P. Demin, A. Giammanco, V. Lemaître, A. Mertens, and

- M. Selvaggi, **DELPHES 3** Collaboration, *JHEP* **02** (2014) 057, [[1307.6346](#)]. [22](#), [30](#), [49](#), [72](#), [136](#), [138](#)
- [57] M. Cacciari, G. P. Salam, and G. Soyez, *JHEP* **04** (2008) 063, [[0802.1189](#)]. [22](#), [30](#), [34](#), [72](#)
- [58] M. Cacciari, G. P. Salam, and G. Soyez, *Eur. Phys. J.* **C72** (2012) 1896, [[1111.6097](#)]. [22](#), [30](#), [72](#)
- [59] A. L. Read, in *Workshop on confidence limits, CERN, Geneva, Switzerland, 17-18 Jan 2000: Proceedings, 2000*. [22](#)
- [60] A. L. Read, *J. Phys.* **G28** (2002) 2693–2704. [22](#)
- [61] T. Sjöstrand, S. Ask, J. R. Christiansen, R. Corke, N. Desai, P. Ilten, S. Mrenna, S. Prestel, C. O. Rasmussen, and P. Z. Skands, *Comput. Phys. Commun.* **191** (2015) 159–177, [[1410.3012](#)]. [22](#), [138](#)
- [62] L. Lonnblad and S. Prestel, *JHEP* **03** (2012) 019, [[1109.4829](#)]. [22](#)
- [63] **ATLAS** Collaboration, *SLAC-R-980, CERN-OPEN-2008-020* (2009) [[0901.0512](#)]. [23](#), [35](#)
- [64] L. Moneta, K. Belasco, K. S. Cranmer, S. Kreiss, A. Lazzaro, D. Piparo, G. Schott, W. Verkerke, and M. Wolf, *PoS ACAT2010* (2010) 057, [[1009.1003](#)]. [23](#)
- [65] D. Abercrombie *et. al.*, [1507.00966](#). [24](#), [33](#), [34](#)
- [66] C. Kilic, S. Schumann, and M. Son, *JHEP* **04** (2009) 128, [[0810.5542](#)]. [29](#)
- [67] S. Schumann, A. Renaud, and D. Zerwas, *JHEP* **09** (2011) 074, [[1108.2957](#)]. [29](#), [31](#)
- [68] **ATLAS** Collaboration, *Eur. Phys. J.* **C71** (2011) 1828, [[1110.2693](#)]. [29](#)
- [69] **ATLAS** Collaboration, *Eur. Phys. J.* **C73** (2013), no. 1 2263, [[1210.4826](#)]. [29](#), [30](#), [31](#)
- [70] **CMS** Collaboration, *Phys. Lett.* **B747** (2015) 98–119, [[1412.7706](#)]. [29](#), [103](#)
- [71] T. Aaltonen *et. al.*, **CDF** Collaboration, *Phys. Rev. Lett.* **111** (2013), no. 3 031802, [[1303.2699](#)]. [29](#)
- [72] G. D. Kribs, E. Poppitz, and N. Weiner, *Phys. Rev.* **D78** (2008) 055010, [[0712.2039](#)]. [29](#)
- [73] T. Plehn and T. M. P. Tait, *J. Phys.* **G36** (2009) 075001, [[0810.3919](#)]. [29](#)
- [74] S. Y. Choi, M. Drees, J. Kalinowski, J. M. Kim, E. Popena, and P. M. Zerwas, *Phys. Lett.* **B672** (2009) 246–252, [[0812.3586](#)]. [29](#)
- [75] **ATLAS** Collaboration, Tech. Rep. ATL-PHYS-PUB-2014-021, CERN, Geneva, Nov, 2014. [30](#)
- [76] D. Gonçalves-Netto, D. López-Val, K. Mawatari, T. Plehn, and I. Wigmore, *Phys. Rev.* **D87** (2013) 014002, [[1211.0286](#)]. [32](#)
- [77] D. Goncalves-Netto, D. Lopez-Val, K. Mawatari, T. Plehn, and I. Wigmore, *Phys. Rev.* **D85** (2012) 114024, [[1203.6358](#)]. [32](#)
- [78] **WMAP** Collaboration, *Astrophys. J. Suppl.* **192** (2011) 18, [[1001.4538](#)]. [33](#)
- [79] P. A. R. Ade *et. al.*, **Planck** Collaboration, *Astron. Astrophys.* **571** (2014) A16, [[1303.5076](#)]. [33](#), [39](#)
- [80] M. R. Buckley, D. Feld, and D. Goncalves, *Phys. Rev.* **D91** (2015) 015017, [[1410.6497](#)]. [33](#), [34](#)
- [81] U. Haisch and E. Re, *JHEP* **06** (2015) 078, [[1503.00691](#)]. [33](#)
- [82] T. Sjostrand, S. Mrenna, and P. Z. Skands, *Comput. Phys. Commun.* **178** (2008)



- 852–867, [[0710.3820](#)]. [34](#), [91](#)
- [83] ATLAS Collaboration, *JHEP* **06** (2014) 124, [[1403.4853](#)]. [34](#), [35](#), [75](#), [77](#)
- [84] S. Alioli, P. Nason, C. Oleari, and E. Re, *JHEP* **06** (2010) 043, [[1002.2581](#)]. [34](#), [46](#)
- [85] C. G. Lester and D. J. Summers, *Phys. Lett.* **B463** (1999) 99–103, [[hep-ph/9906349](#)]. [35](#)
- [86] A. Barr, C. Lester, and P. Stephens, *J. Phys.* **G29** (2003) 2343–2363, [[hep-ph/0304226](#)]. [35](#)
- [87] A. Barr, *JHEP* **0602** (2006) 042, [[hep-ph/0511115](#)]. [35](#)
- [88] J. T. Linnemann, *eConf C030908* (2003) MOBT001, [[physics/0312059](#)]. [37](#)
- [89] S. L. Glashow, *Nucl. Phys.* **22** (1961) 579–588. [39](#)
- [90] S. Weinberg, *Phys. Rev. Lett.* **19** (1967) 1264–1266. [39](#)
- [91] A. Salam, in *Elementary particle theory* (N. Svartholm, ed.), pp. 367–377, Almqvist & Wiksell. [39](#)
- [92] ATLAS Collaboration, *Phys. Lett.* **B716** (2012) 1–29, [[1207.7214](#)]. [39](#), [86](#), [110](#), [128](#)
- [93] CMS Collaboration, *Phys. Lett.* **B716** (2012) 30–61, [[1207.7235](#)]. [39](#), [86](#), [110](#), [128](#)
- [94] F. Englert and R. Brout, *Phys. Rev. Lett.* **13** (1964) 321–323. [40](#), [86](#)
- [95] P. W. Higgs, *Phys. Lett.* **12** (1964) 132–133. [40](#), [86](#)
- [96] P. W. Higgs, *Phys. Rev. Lett.* **13** (1964) 508–509. [40](#), [86](#)
- [97] G. S. Guralnik, C. R. Hagen, and T. W. B. Kibble, *Phys. Rev. Lett.* **13** (1964) 585–587. [40](#), [86](#)
- [98] P. W. Higgs, *Phys. Rev.* **145** (1966) 1156–1163. [40](#), [86](#)
- [99] T. W. B. Kibble, *Phys. Rev.* **155** (Mar, 1967) 1554–1561. [40](#)
- [100] A. Berlin, T. Lin, and L.-T. Wang, *JHEP* **06** (2014) 078, [[1402.7074](#)]. [41](#), [42](#), [43](#), [44](#)
- [101] A. Berlin, S. Gori, T. Lin, and L.-T. Wang, *Phys. Rev.* **D92** (2015) 015005, [[1502.06000](#)]. [41](#), [42](#)
- [102] J. M. No, *Phys. Rev.* **D93** (2016) 031701, [[1509.01110](#)]. [Phys. Rev.D93,031701(2016)]. [41](#), [42](#)
- [103] Y. Nomura and J. Thaler, *Phys. Rev.* **D79** (2009) 075008, [[0810.5397](#)]. [41](#)
- [104] G. C. Branco, P. M. Ferreira, L. Lavoura, M. N. Rebelo, M. Sher, and J. P. Silva, *Phys. Rept.* **516** (2012) 1–102, [[1106.0034](#)]. [41](#), [42](#)
- [105] S. Ipek, D. McKeen, and A. E. Nelson, *Phys. Rev.* **D90** (2014), no. 5 055021, [[1404.3716](#)]. [41](#), [42](#)
- [106] P. Nason, *JHEP* **0411** (2004) 040, [[hep-ph/0409146](#)]. [46](#)
- [107] S. Frixione, P. Nason, and C. Oleari, *JHEP* **11** (2007) 070, [[0709.2092](#)]. [46](#), [91](#)
- [108] S. Alioli, P. Nason, C. Oleari, and E. Re, *JHEP* **04** (2009) 002, [[0812.0578](#)]. [46](#)
- [109] P. Nason and C. Oleari, *JHEP* **02** (2010) 037, [[0911.5299](#)]. [46](#)
- [110] G. Luisoni, P. Nason, C. Oleari, and F. Tramontano, *JHEP* **10** (2013) 083, [[1306.2542](#)]. [46](#)
- [111] LHC Higgs Cross Section Working Group, S. Heinemeyer, C. Mariotti, G. Passarino, and R. Tanaka (Eds.), *CERN-2013-004* (CERN, Geneva, 2013) [[1307.1347](#)]. [49](#), [123](#)
- [112] ATLAS Collaboration, *Eur. Phys. J.* **C74** (2014) 3034, [[1404.4562](#)]. [49](#)
- [113] ATLAS Collaboration, *Eur. Phys. J.* **C74** (2014) 2941, [[1404.2240](#)]. [49](#)



- [114] CMS Collaboration, *JINST* **7** (2012) P10002, [[1206.4071](#)]. 49
- [115] CMS Collaboration, *JINST* **10** (2015), no. 06 P06005, [[1502.02701](#)]. 49
- [116] ATLAS Collaboration, *JHEP* **11** (2014) 104, [[1409.5500](#)]. 61, 64, 94
- [117] ATLAS Collaboration, *JHEP* **10** (2015) 150, [[1504.04605](#)]. 61, 64
- [118] ATLAS Collaboration, *JHEP* **08** (2015) 105, [[1505.04306](#)]. 61, 94
- [119] ATLAS Collaboration, *Phys. Rev.* **D91** (2015) 112011, [[1503.05425](#)]. 61, 94
- [120] ATLAS Collaboration, *Phys. Rev.* **D92** (2015) 112007, [[1509.04261](#)]. 61, 94
- [121] ATLAS Collaboration, [1510.02664](#). 61, 94
- [122] ATLAS Collaboration, [1602.06034](#). 61
- [123] ATLAS Collaboration, [1602.05606](#). 61, 94
- [124] CMS Collaboration, *Phys. Lett.* **B729** (2014) 149–171, [[1311.7667](#)]. 61, 64, 94
- [125] CMS Collaboration, *Phys. Rev. Lett.* **112** (2014) 171801, [[1312.2391](#)]. 61, 94
- [126] CMS Collaboration, *JHEP* **06** (2015) 080, [[1503.01952](#)]. 61, 94
- [127] CMS Collaboration, [1507.07129](#). 61, 94
- [128] CMS Collaboration, *Phys. Rev.* **D93** (2016) 012003, [[1509.04177](#)]. 61, 94
- [129] J. Serra, *JHEP* **09** (2015) 176, [[1506.05110](#)]. 61, 62
- [130] A. Anandakrishnan, J. H. Collins, M. Farina, E. Kuflik, and M. Perelstein, [1506.05130](#). 61, 62
- [131] G. Cacciapaglia, A. Deandrea, D. Harada, and Y. Okada, *JHEP* **11** (2010) 159, [[1007.2933](#)]. 62, 94
- [132] H. Cai, *JHEP* **02** (2013) 104, [[1210.5200](#)]. 62
- [133] R. Contino, D. Marzocca, D. Pappadopulo, and R. Rattazzi, *JHEP* **10** (2011) 081, [[1109.1570](#)]. 62
- [134] N. Arkani-Hamed, A. G. Cohen, E. Katz, A. E. Nelson, T. Gregoire, and J. G. Wacker, *JHEP* **08** (2002) 021, [[hep-ph/0206020](#)]. 62, 94
- [135] G. Burdman, M. Perelstein, and A. Pierce, *Phys. Rev. Lett.* **90** (2003) 241802, [[hep-ph/0212228](#)]. [Erratum: *Phys. Rev. Lett.* 92,049903(2004)]. 62
- [136] M. J. Dugan, H. Georgi, and D. B. Kaplan, *Nucl. Phys.* **B254** (1985) 299. 62, 86
- [137] E. Katz, A. E. Nelson, and D. G. E. Walker, *JHEP* **08** (2005) 074, [[hep-ph/0504252](#)]. 62
- [138] B. Gripaios, A. Pomarol, F. Riva, and J. Serra, *JHEP* **04** (2009) 070, [[0902.1483](#)]. 62
- [139] J. Kearney, A. Pierce, and J. Thaler, *JHEP* **08** (2013) 130, [[1304.4233](#)]. 62
- [140] J. Kearney, A. Pierce, and J. Thaler, *JHEP* **10** (2013) 230, [[1306.4314](#)]. 62
- [141] J. Barnard, T. Gherghetta, and T. S. Ray, *JHEP* **02** (2014) 002, [[1311.6562](#)]. 62
- [142] G. Cacciapaglia, H. Cai, A. Deandrea, T. Flacke, S. J. Lee, and A. Parolini, *JHEP* **11** (2015) 201, [[1507.02283](#)]. 62, 102
- [143] G. Ferretti, *JHEP* **06** (2014) 142, [[1404.7137](#)]. 62
- [144] J. C. Pati and A. Salam, *Phys. Rev.* **D10** (1974) 275–289. [Erratum: *Phys. Rev.* D11,703(1975)]. 62, 67
- [145] J. Wudka, *Phys. Lett.* **B167** (1986) 337. 62
- [146] B. Gripaios, *JHEP* **02** (2010) 045, [[0910.1789](#)]. 62, 102
- [147] F. Giacchino, A. Ibarra, L. L. Honorez, M. H. G. Tytgat, and S. Wild, *JCAP* **1602**

- (2016), no. 02 002, [[1511.04452](#)]. [62](#)
- [148] **ATLAS** Collaboration, *Eur. Phys. J.* **C75** (2015), no. 7 318, [[1503.03290](#)]. [Erratum: *Eur. Phys. J.*C75,no.10,463(2015)]. [64](#)
- [149] **ATLAS** Collaboration, *JHEP* **01** (2015) 049, [[1410.7238](#)]. [64](#)
- [150] **ATLAS** Collaboration, *Phys. Rev.* **D92** (2015) 092004, [[1509.04670](#)]. [64](#), [93](#), [159](#), [164](#), [165](#), [166](#)
- [151] **CMS** Collaboration, *Phys. Lett.* **B730** (2014) 193–214, [[1311.1799](#)]. [64](#)
- [152] J. Brehmer *et. al.*, [1512.04357](#). [66](#)
- [153] ATLAS and CMS physics results from Run 2, speakers Marumi Kado and Jim Olsen, CERN seminar, 15 Dec 2016. [67](#)
- [154] **ATLAS** Collaboration, Tech. Rep. ATLAS-CONF-2015-062, CERN, Geneva, Dec, 2015. [67](#)
- [155] **CMS** Collaboration, Tech. Rep. CMS-PAS-SUS-15-003, CERN, Geneva, 2015. [67](#)
- [156] **ATLAS**, **CMS** Collaboration, *Phys. Rev. Lett.* **114** (2015) 191803, [[1503.07589](#)]. [67](#)
- [157] U. Ellwanger and C. Hugonie, *Mod. Phys. Lett.* **A22** (2007) 1581–1590, [[hep-ph/0612133](#)]. [67](#)
- [158] E. Ma, *Phys. Lett.* **B705** (2011) 320–323, [[1108.4029](#)]. [67](#)
- [159] M. Hirsch, M. Malinsky, W. Porod, L. Reichert, and F. Staub, *JHEP* **02** (2012) 084, [[1110.3037](#)]. [67](#), [68](#), [70](#)
- [160] R. N. Mohapatra, in *Particle physics. Proceedings, Summer School, Trieste, Italy, June 21-July 9, 1999*, pp. 336–394, 1999. [hep-ph/9911272](#). [67](#)
- [161] M. Hirsch, M. E. Krauss, T. Opferkuch, W. Porod, and F. Staub, *JHEP* **03** (2016) 009, [[1512.00472](#)]. [67](#)
- [162] M. Hirsch, W. Porod, L. Reichert, and F. Staub, *Phys. Rev.* **D86** (2012) 093018, [[1206.3516](#)]. [67](#), [68](#), [70](#), [72](#)
- [163] V. De Romeri, M. Hirsch, and M. Malinsky, *Phys. Rev.* **D84** (2011) 053012, [[1107.3412](#)]. [68](#)
- [164] H. K. Dreiner, M. Kramer, and J. Tattersall, *Europhys. Lett.* **99** (2012) 61001, [[1207.1613](#)]. [68](#)
- [165] C. Arina and N. Fornengo, *JHEP* **11** (2007) 029, [[0709.4477](#)]. [68](#)
- [166] C. Arina, M. E. C. Catalan, S. Kraml, S. Kulkarni, and U. Laa, *JHEP* **05** (2015) 142, [[1503.02960](#)]. [68](#)
- [167] G. Bélanger, J. Da Silva, U. Laa, and A. Pukhov, *JHEP* **09** (2015) 151, [[1505.06243](#)]. [68](#)
- [168] R. N. Mohapatra and J. W. F. Valle, *Phys. Rev.* **D34** (1986) 1642. [68](#), [70](#)
- [169] M. E. Krauss, W. Porod, and F. Staub, *Phys. Rev.* **D88** (2013), no. 1 015014, [[1304.0769](#)]. [68](#), [70](#), [73](#)
- [170] P. S. B. Dev and R. N. Mohapatra, *Phys. Rev.* **D81** (2010) 013001, [[0910.3924](#)]. [68](#)
- [171] P. S. Bhupal Dev and R. N. Mohapatra, *Phys. Rev.* **D82** (2010) 035014, [[1003.6102](#)]. [68](#)
- [172] L. E. Ibanez and G. G. Ross, *Phys. Lett.* **B260** (1991) 291–295. [68](#)
- [173] H. K. Dreiner, C. Luhn, and M. Thormeier, *Phys. Rev.* **D73** (2006) 075007, [[hep-ph/0512163](#)]. [68](#)
- [174] R. M. Fonseca, M. Malinsky, W. Porod, and F. Staub, *Nucl. Phys.* **B854** (2012) 28–53,

- [1107.2670]. 69
- [175] M. E. Krauss, B. O’Leary, W. Porod, and F. Staub, *Phys. Rev.* **D86** (2012) 055017, [1206.3513]. 69
- [176] F. Staub *et. al.*, 1602.05581. 69
- [177] ATLAS Collaboration, ATLAS-CONF-2015-070. 70
- [178] M. C. Gonzalez-Garcia and J. W. F. Valle, *Phys. Lett.* **B216** (1989) 360. 70
- [179] L. Basso, A. Belyaev, D. Chowdhury, M. Hirsch, S. Khalil, S. Moretti, B. O’Leary, W. Porod, and F. Staub, *Comput. Phys. Commun.* **184** (2013) 698–719, [1206.4563]. 71
- [180] A. Abada, D. Das, A. M. Teixeira, A. Vicente, and C. Weiland, *JHEP* **02** (2013) 048, [1211.3052]. 71
- [181] A. Abada, M. E. Krauss, W. Porod, F. Staub, A. Vicente, and C. Weiland, *JHEP* **11** (2014) 048, [1408.0138]. 71
- [182] F. Staub, 0806.0538. 72
- [183] F. Staub, *Comput.Phys.Commun.* **182** (2011) 808–833, [1002.0840]. 72
- [184] F. Staub, *Computer Physics Communications* **184** (2013) pp. 1792–1809, [1207.0906]. 72
- [185] F. Staub, *Comput. Phys. Commun.* **185** (2014) 1773–1790, [1309.7223]. 72
- [186] F. Staub, *Adv. High Energy Phys.* **2015** (2015) 840780, [1503.04200]. 72
- [187] W. Porod, *Comput.Phys.Commun.* **153** (2003) 275–315, [hep-ph/0301101]. 72
- [188] W. Porod and F. Staub, *Comput.Phys.Commun.* **183** (2012) 2458–2469, [1104.1573]. 72
- [189] M. Goodsell, K. Nickel, and F. Staub, *Eur. Phys. J.* **C75** (2015), no. 6 290, [1503.03098]. 72
- [190] B. C. Allanach *et. al.*, *Comput. Phys. Commun.* **180** (2009) 8–25, [0801.0045]. 72, 141
- [191] J. Alwall, M. Herquet, F. Maltoni, O. Mattelaer, and T. Stelzer, *JHEP* **06** (2011) 128, [1106.0522]. 72, 159
- [192] W. Beenakker, R. Hopker, M. Spira, and P. M. Zerwas, *Nucl. Phys.* **B492** (1997) 51–103, [hep-ph/9610490]. 72
- [193] W. Beenakker, M. Kramer, T. Plehn, M. Spira, and P. M. Zerwas, *Nucl. Phys.* **B515** (1998) 3–14, [hep-ph/9710451]. 72
- [194] A. Kulesza and L. Motyka, *Phys. Rev. Lett.* **102** (2009) 111802, [0807.2405]. 72
- [195] A. Kulesza and L. Motyka, *Phys. Rev.* **D80** (2009) 095004, [0905.4749]. 72
- [196] W. Beenakker, S. Brensing, M. Kramer, A. Kulesza, E. Laenen, and I. Niessen, *JHEP* **08** (2010) 098, [1006.4771]. 72
- [197] W. Beenakker, S. Brensing, M. n. Kramer, A. Kulesza, E. Laenen, L. Motyka, and I. Niessen, *Int. J. Mod. Phys.* **A26** (2011) 2637–2664, [1105.1110]. 72
- [198] J. Pumplin, D. R. Stump, J. Huston, H. L. Lai, P. M. Nadolsky, and W. K. Tung, *JHEP* **07** (2002) 012, [hep-ph/0201195]. 72
- [199] M. Drees, H. Dreiner, D. Schmeier, J. Tattersall, and J. S. Kim, *Comput. Phys. Commun.* **187** (2014) 227–265, [1312.2591]. 72, 143
- [200] J. S. Kim, D. Schmeier, J. Tattersall, and K. Rolbiecki, *Comput. Phys. Commun.* **196** (2015) 535–562, [1503.01123]. 72, 135, 143
- [201] M. Cacciari and G. P. Salam, *Phys. Lett.* **B641** (2006) 57–61, [hep-ph/0512210]. 72

- [202] J. Cao, L. Shang, J. M. Yang, and Y. Zhang, *JHEP* **06** (2015) 152, [[1504.07869](#)]. [72](#)
- [203] ATLAS Collaboration, [ATLAS-CONF-2013-061](#). [75](#), [76](#)
- [204] ATLAS Collaboration, *JHEP* **09** (2014) 176, [[1405.7875](#)]. [75](#)
- [205] ATLAS Collaboration, *JHEP* **11** (2014) 118, [[1407.0583](#)]. [75](#), [77](#)
- [206] ATLAS Collaboration, *JHEP* **10** (2013) 130, [[1308.1841](#)]. [Erratum: *JHEP*01,109(2014)]. [75](#)
- [207] ATLAS Collaboration, *JHEP* **06** (2014) 035, [[1404.2500](#)]. [75](#)
- [208] G. P. Salam and A. Weiler,  
<http://collider-reach.web.cern.ch/collider-reach/>. [75](#)
- [209] G. P. Salam and J. Rojo, *Comput. Phys. Commun.* **180** (2009) 120–156, [[0804.3755](#)]. [75](#)
- [210] A. Djouadi, M. Spira, and P. M. Zerwas, *Phys. Lett.* **B264** (1991) 440–446. [81](#)
- [211] S. Dawson, *Nucl. Phys.* **B359** (1991) 283–300. [81](#)
- [212] D. Graudenz, M. Spira, and P. M. Zerwas, *Phys. Rev. Lett.* **70** (1993) 1372–1375. [81](#)
- [213] M. Spira, A. Djouadi, D. Graudenz, and P. M. Zerwas, *Nucl. Phys.* **B453** (1995) 17–82, [[hep-ph/9504378](#)]. [81](#)
- [214] R. Harlander and P. Kant, *JHEP* **12** (2005) 015, [[hep-ph/0509189](#)]. [81](#)
- [215] C. Anastasiou, S. Bucherer, and Z. Kunszt, *JHEP* **10** (2009) 068, [[0907.2362](#)]. [81](#)
- [216] S. Catani, D. de Florian, and M. Grazzini, *JHEP* **05** (2001) 025, [[hep-ph/0102227](#)]. [81](#)
- [217] R. V. Harlander and W. B. Kilgore, *Phys. Rev.* **D64** (2001) 013015, [[hep-ph/0102241](#)]. [81](#)
- [218] R. V. Harlander and W. B. Kilgore, *Phys. Rev. Lett.* **88** (2002) 201801, [[hep-ph/0201206](#)]. [81](#)
- [219] C. Anastasiou and K. Melnikov, *Nucl. Phys.* **B646** (2002) 220–256, [[hep-ph/0207004](#)]. [81](#)
- [220] V. Ravindran, J. Smith, and W. L. van Neerven, *Nucl. Phys.* **B665** (2003) 325–366, [[hep-ph/0302135](#)]. [81](#)
- [221] T. Gehrmann, M. Jaquier, E. W. N. Glover, and A. Koukoutsakis, *JHEP* **02** (2012) 056, [[1112.3554](#)]. [81](#), [87](#)
- [222] C. Anastasiou, C. Duhr, F. Dulat, and B. Mistlberger, *JHEP* **07** (2013) 003, [[1302.4379](#)]. [81](#)
- [223] C. Anastasiou, C. Duhr, F. Dulat, F. Herzog, and B. Mistlberger, *JHEP* **12** (2013) 088, [[1311.1425](#)]. [81](#)
- [224] W. B. Kilgore, *Phys. Rev.* **D89** (2014), no. 7 073008, [[1312.1296](#)]. [81](#)
- [225] Y. Li, A. von Manteuffel, R. M. Schabinger, and H. X. Zhu, *Phys. Rev.* **D90** (2014), no. 5 053006, [[1404.5839](#)]. [81](#)
- [226] C. Anastasiou, C. Duhr, F. Dulat, E. Furlan, T. Gehrmann, F. Herzog, and B. Mistlberger, *JHEP* **03** (2015) 091, [[1411.3584](#)]. [81](#)
- [227] C. Anastasiou, C. Duhr, F. Dulat, F. Herzog, and B. Mistlberger, *Phys. Rev. Lett.* **114** (2015) 212001, [[1503.06056](#)]. [81](#)
- [228] C. Anastasiou, C. Duhr, F. Dulat, E. Furlan, F. Herzog, and B. Mistlberger, *JHEP* **08** (2015) 051, [[1505.04110](#)]. [81](#)
- [229] C. Anastasiou, C. Duhr, F. Dulat, E. Furlan, T. Gehrmann, F. Herzog, A. Lazopoulos,

- and B. Mistlberger, [1602.00695](#). [81](#)
- [230] A. Djouadi and P. Gambino, *Phys. Rev. Lett.* **73** (1994) 2528–2531, [[hep-ph/9406432](#)]. [81](#)
- [231] K. G. Chetyrkin, B. A. Kniehl, and M. Steinhauser, *Phys. Rev. Lett.* **78** (1997) 594–597, [[hep-ph/9610456](#)]. [81](#)
- [232] K. G. Chetyrkin, B. A. Kniehl, and M. Steinhauser, *Nucl. Phys.* **B490** (1997) 19–39, [[hep-ph/9701277](#)]. [81](#)
- [233] U. Aglietti, R. Bonciani, G. Degrossi, and A. Vicini, *Phys. Lett.* **B595** (2004) 432–441, [[hep-ph/0404071](#)]. [81](#)
- [234] G. Degrossi and F. Maltoni, *Phys. Lett.* **B600** (2004) 255–260, [[hep-ph/0407249](#)]. [81](#)
- [235] U. Aglietti, R. Bonciani, G. Degrossi, and A. Vicini, in *TeV4LHC Workshop: 2nd Meeting Brookhaven, Upton, New York, February 3-5, 2005*, 2006. [hep-ph/0610033](#). [81](#)
- [236] S. Actis, G. Passarino, C. Sturm, and S. Uccirati, *Phys. Lett.* **B670** (2008) 12–17, [[0809.1301](#)]. [81](#)
- [237] S. Actis, G. Passarino, C. Sturm, and S. Uccirati, *Nucl. Phys.* **B811** (2009) 182–273, [[0809.3667](#)]. [81](#)
- [238] C. Anastasiou, R. Boughezal, and F. Petriello, *JHEP* **04** (2009) 003, [[0811.3458](#)]. [81](#)
- [239] M. Kramer, E. Laenen, and M. Spira, *Nucl. Phys.* **B511** (1998) 523–549, [[hep-ph/9611272](#)]. [81](#), [86](#)
- [240] S. Catani, D. de Florian, M. Grazzini, and P. Nason, *JHEP* **07** (2003) 028, [[hep-ph/0306211](#)]. [81](#)
- [241] S. Moch and A. Vogt, *Phys. Lett.* **B631** (2005) 48–57, [[hep-ph/0508265](#)]. [81](#)
- [242] V. Ravindran, *Nucl. Phys.* **B746** (2006) 58–76, [[hep-ph/0512249](#)]. [81](#)
- [243] V. Ravindran, *Nucl. Phys.* **B752** (2006) 173–196, [[hep-ph/0603041](#)]. [81](#)
- [244] A. Idilbi, X.-d. Ji, J.-P. Ma, and F. Yuan, *Phys. Rev.* **D73** (2006) 077501, [[hep-ph/0509294](#)]. [81](#)
- [245] V. Ahrens, T. Becher, M. Neubert, and L. L. Yang, *Eur. Phys. J.* **C62** (2009) 333–353, [[0809.4283](#)]. [81](#)
- [246] D. de Florian and M. Grazzini, *Phys. Lett.* **B674** (2009) 291–294, [[0901.2427](#)]. [81](#)
- [247] D. de Florian and M. Grazzini, *Phys. Lett.* **B718** (2012) 117–120, [[1206.4133](#)]. [81](#)
- [248] D. de Florian, J. Mazzitelli, S. Moch, and A. Vogt, *JHEP* **10** (2014) 176, [[1408.6277](#)]. [81](#)
- [249] M. Bonvini and S. Marzani, *JHEP* **09** (2014) 007, [[1405.3654](#)]. [81](#)
- [250] M. Bonvini and L. Rottoli, *Phys. Rev.* **D91** (2015), no. 5 051301, [[1412.3791](#)]. [81](#)
- [251] S. Catani, L. Cieri, D. de Florian, G. Ferrera, and M. Grazzini, *Nucl. Phys.* **B888** (2014) 75–91, [[1405.4827](#)]. [81](#)
- [252] T. Schmidt and M. Spira, *Phys. Rev.* **D93** (2016), no. 1 014022, [[1509.00195](#)]. [81](#)
- [253] K. G. Chetyrkin, B. A. Kniehl, and M. Steinhauser, *Phys. Rev. Lett.* **79** (1997) 2184–2187, [[hep-ph/9706430](#)]. [81](#), [86](#)
- [254] K. G. Chetyrkin, B. A. Kniehl, and M. Steinhauser, *Nucl. Phys.* **B510** (1998) 61–87, [[hep-ph/9708255](#)]. [81](#), [86](#)
- [255] M. Spira, *Fortsch. Phys.* **46** (1998) 203–284, [[hep-ph/9705337](#)]. [81](#), [86](#)



- [256] D. Choudhury and P. Saha, *JHEP* **08** (2012) 144, [[1201.4130](#)]. [81](#), [87](#)
- [257] C. Degrande, J. M. Gerard, C. Grojean, F. Maltoni, and G. Servant, *JHEP* **07** (2012) 036, [[1205.1065](#)]. [Erratum: *JHEP*03,032(2013)]. [81](#), [87](#)
- [258] G. F. Giudice, C. Grojean, A. Pomarol, and R. Rattazzi, *JHEP* **06** (2007) 045, [[hep-ph/0703164](#)]. [82](#), [86](#), [159](#)
- [259] C. G. Callan, Jr., *Phys. Rev.* **D2** (1970) 1541–1547. [82](#)
- [260] K. Symanzik, *Commun. Math. Phys.* **18** (1970) 227–246. [82](#)
- [261] S. R. Coleman and R. Jackiw, *Annals Phys.* **67** (1971) 552–598. [82](#)
- [262] R. J. Crewther, *Phys. Rev. Lett.* **28** (1972) 1421. [82](#)
- [263] M. S. Chanowitz and J. R. Ellis, *Phys. Lett.* **B40** (1972) 397. [82](#)
- [264] M. S. Chanowitz and J. R. Ellis, *Phys. Rev.* **D7** (1973) 2490–2506. [82](#)
- [265] M. Spira, [hep-ph/9510347](#). [83](#)
- [266] M. Spira, *Nucl. Instrum. Meth.* **A389** (1997) 357–360, [[hep-ph/9610350](#)]. [83](#)
- [267] A. Djouadi, J. Kalinowski, and M. Spira, *Comput. Phys. Commun.* **108** (1998) 56–74, [[hep-ph/9704448](#)]. [83](#)
- [268] A. Djouadi, M. M. Muhlleitner, and M. Spira, *Acta Phys. Polon.* **B38** (2007) 635–644, [[hep-ph/0609292](#)]. [83](#)
- [269] A. Denner *et. al.*, [LHCHXSWG-INT-2015-006](#). [83](#)
- [270] CMS Collaboration, [CMS-PAS-HIG-13-005](#). [86](#)
- [271] ATLAS Collaboration, [ATLAS-CONF-2013-034](#). [86](#)
- [272] ATLAS Collaboration, *Eur. Phys. J.* **C75** (2015), no. 10 476, [[1506.05669](#)]. [86](#)
- [273] CMS Collaboration, *Phys. Rev.* **D92** (2015), no. 1 012004, [[1411.3441](#)]. [86](#), [128](#), [130](#), [131](#), [132](#)
- [274] ATLAS Collaboration, *Eur. Phys. J.* **C76** (2016), no. 1 6, [[1507.04548](#)]. [86](#)
- [275] C. J. C. Burges and H. J. Schnitzer, *Nucl. Phys.* **B228** (1983) 464. [86](#)
- [276] W. Buchmuller and D. Wyler, *Nucl. Phys.* **B268** (1986) 621–653. [86](#), [159](#)
- [277] K. Hagiwara, S. Ishihara, R. Szalapski, and D. Zeppenfeld, *Phys. Rev.* **D48** (1993) 2182–2203. [86](#)
- [278] B. Grzadkowski, M. Iskrzynski, M. Misiak, and J. Rosiek, *JHEP* **10** (2010) 085, [[1008.4884](#)]. [86](#), [130](#), [159](#)
- [279] H. Terazawa, K. Akama, and Y. Chikashige, *Phys. Rev.* **D15** (1977) 480. [86](#)
- [280] H. Terazawa, *Phys. Rev.* **D22** (1980) 184. [86](#)
- [281] D. B. Kaplan and H. Georgi, *Phys. Lett.* **B136** (1984) 183. [86](#)
- [282] S. Dimopoulos and J. Preskill, *Nucl. Phys.* **B199** (1982) 206. [86](#)
- [283] T. Banks, *Nucl. Phys.* **B243** (1984) 125. [86](#)
- [284] D. B. Kaplan, H. Georgi, and S. Dimopoulos, *Phys. Lett.* **B136** (1984) 187. [86](#)
- [285] H. Georgi, D. B. Kaplan, and P. Galison, *Phys. Lett.* **B143** (1984) 152. [86](#)
- [286] H. Georgi and D. B. Kaplan, *Phys. Lett.* **B145** (1984) 216. [86](#)
- [287] J. Grigo, K. Melnikov, and M. Steinhauser, *Nucl. Phys.* **B888** (2014) 17–29, [[1408.2422](#)]. [86](#), [88](#)
- [288] R. V. Harlander and T. Neumann, *Phys. Rev.* **D88** (2013) 074015, [[1308.2225](#)]. [87](#)
- [289] A. Banfi, A. Martin, and V. Sanz, *JHEP* **08** (2014) 053, [[1308.4771](#)]. [87](#)

- [290] A. Azatov and A. Paul, *JHEP* **01** (2014) 014, [[1309.5273](#)]. [87](#)
- [291] C. Englert, M. McCullough, and M. Spannowsky, *Phys. Rev.* **D89** (2014), no. 1 013013, [[1310.4828](#)]. [87](#)
- [292] C. Grojean, E. Salvioni, M. Schlaffer, and A. Weiler, *JHEP* **05** (2014) 022, [[1312.3317](#)]. [87](#)
- [293] M. Schlaffer, M. Spannowsky, M. Takeuchi, A. Weiler, and C. Wymant, *Eur. Phys. J.* **C74** (2014), no. 10 3120, [[1405.4295](#)]. [87](#)
- [294] M. Buschmann, C. Englert, D. Goncalves, T. Plehn, and M. Spannowsky, *Phys. Rev.* **D90** (2014), no. 1 013010, [[1405.7651](#)]. [87](#)
- [295] M. Buschmann, D. Goncalves, S. Kuttimalai, M. Schonherr, F. Krauss, and T. Plehn, *JHEP* **02** (2015) 038, [[1410.5806](#)]. [87](#)
- [296] U. Langenegger, M. Spira, and I. Strebel, [1507.01373](#). [87](#), [88](#), [89](#)
- [297] C. R. Schmidt, *Phys. Lett.* **B413** (1997) 391–395, [[hep-ph/9707448](#)]. [87](#)
- [298] D. de Florian, M. Grazzini, and Z. Kunszt, *Phys. Rev. Lett.* **82** (1999) 5209–5212, [[hep-ph/9902483](#)]. [87](#)
- [299] V. Ravindran, J. Smith, and W. L. Van Neerven, *Nucl. Phys.* **B634** (2002) 247–290, [[hep-ph/0201114](#)]. [87](#)
- [300] C. J. Glosser and C. R. Schmidt, *JHEP* **12** (2002) 016, [[hep-ph/0209248](#)]. [87](#)
- [301] C. Anastasiou, K. Melnikov, and F. Petriello, *Phys. Rev. Lett.* **93** (2004) 262002, [[hep-ph/0409088](#)]. [87](#)
- [302] C. Anastasiou, K. Melnikov, and F. Petriello, *Nucl. Phys.* **B724** (2005) 197–246, [[hep-ph/0501130](#)]. [87](#)
- [303] S. Dawson, I. M. Lewis, and M. Zeng, *Phys. Rev.* **D90** (2014), no. 9 093007, [[1409.6299](#)]. [87](#)
- [304] K. Hamilton, P. Nason, and G. Zanderighi, *JHEP* **05** (2015) 140, [[1501.04637](#)]. [87](#)
- [305] R. V. Harlander, T. Neumann, K. J. Ozeren, and M. Wiesemann, *JHEP* **08** (2012) 139, [[1206.0157](#)]. [87](#), [88](#)
- [306] R. Boughezal, F. Caola, K. Melnikov, F. Petriello, and M. Schulze, *JHEP* **06** (2013) 072, [[1302.6216](#)]. [87](#)
- [307] X. Chen, T. Gehrmann, E. W. N. Glover, and M. Jaquier, *Phys. Lett.* **B740** (2015) 147–150, [[1408.5325](#)]. [87](#)
- [308] R. Boughezal, F. Caola, K. Melnikov, F. Petriello, and M. Schulze, *Phys. Rev. Lett.* **115** (2015), no. 8 082003, [[1504.07922](#)]. [87](#)
- [309] R. Boughezal, C. Focke, W. Giele, X. Liu, and F. Petriello, *Phys. Lett.* **B748** (2015) 5–8, [[1505.03893](#)]. [87](#)
- [310] S. Catani, E. D’Emilio, and L. Trentadue, *Phys. Lett.* **B211** (1988) 335–342. [88](#)
- [311] I. Hinchliffe and S. F. Novaes, *Phys. Rev.* **D38** (1988) 3475–3480. [88](#)
- [312] R. P. Kauffman, *Phys. Rev.* **D44** (1991) 1415–1425. [88](#)
- [313] R. P. Kauffman, *Phys. Rev.* **D45** (1992) 1512–1517. [88](#)
- [314] C. Balazs and C. P. Yuan, *Phys. Lett.* **B478** (2000) 192–198, [[hep-ph/0001103](#)]. [88](#)
- [315] D. de Florian and M. Grazzini, *Phys. Rev. Lett.* **85** (2000) 4678–4681, [[hep-ph/0008152](#)]. [88](#)
- [316] S. Catani, D. de Florian, and M. Grazzini, *Nucl. Phys.* **B596** (2001) 299–312,

- [[hep-ph/0008184](#)]. [88](#)
- [317] D. de Florian and M. Grazzini, *Nucl. Phys.* **B616** (2001) 247–285, [[hep-ph/0108273](#)]. [88](#)
- [318] E. L. Berger and J.-w. Qiu, *Phys. Rev.* **D67** (2003) 034026, [[hep-ph/0210135](#)]. [88](#)
- [319] G. Bozzi, S. Catani, D. de Florian, and M. Grazzini, *Phys. Lett.* **B564** (2003) 65–72, [[hep-ph/0302104](#)]. [88](#)
- [320] A. Kulesza and W. J. Stirling, *JHEP* **12** (2003) 056, [[hep-ph/0307208](#)]. [88](#)
- [321] G. Watt, A. D. Martin, and M. G. Ryskin, *Phys. Rev.* **D70** (2004) 014012, [[hep-ph/0309096](#)]. [Erratum: *Phys. Rev.*D70,079902(2004)]. [88](#)
- [322] A. Kulesza, G. F. Sterman, and W. Vogelsang, *Phys. Rev.* **D69** (2004) 014012, [[hep-ph/0309264](#)]. [88](#)
- [323] A. Gawron and J. Kwiecinski, *Phys. Rev.* **D70** (2004) 014003, [[hep-ph/0309303](#)]. [88](#)
- [324] A. V. Lipatov and N. P. Zotov, *Eur. Phys. J.* **C44** (2005) 559–566, [[hep-ph/0501172](#)]. [88](#)
- [325] G. Bozzi, S. Catani, D. de Florian, and M. Grazzini, *Nucl. Phys.* **B737** (2006) 73–120, [[hep-ph/0508068](#)]. [88](#)
- [326] G. Bozzi, S. Catani, D. de Florian, and M. Grazzini, *Nucl. Phys.* **B791** (2008) 1–19, [[0705.3887](#)]. [88](#)
- [327] D. de Florian, G. Ferrera, M. Grazzini, and D. Tommasini, *JHEP* **11** (2011) 064, [[1109.2109](#)]. [88](#)
- [328] D. Neill, I. Z. Rothstein, and V. Vaidya, *JHEP* **12** (2015) 097, [[1503.00005](#)]. [88](#)
- [329] J. Alwall, Q. Li, and F. Maltoni, *Phys. Rev.* **D85** (2012) 014031, [[1110.1728](#)]. [88](#)
- [330] E. Bagnaschi, G. Degrossi, P. Slavich, and A. Vicini, *JHEP* **02** (2012) 088, [[1111.2854](#)]. [88](#)
- [331] H. Mantler and M. Wiesemann, *Eur. Phys. J.* **C73** (2013), no. 6 2467, [[1210.8263](#)]. [88](#)
- [332] M. Grazzini, A. Ilnicka, M. Spira, and M. Wiesemann, in *Proceedings, 2015 European Physical Society Conference on High Energy Physics (EPS-HEP 2015)*, 2015. [1511.08059](#). [88](#)
- [333] A. Djouadi, W. Kilian, M. Muhlleitner, and P. M. Zerwas, *Eur. Phys. J.* **C10** (1999) 45–49, [[hep-ph/9904287](#)]. [88](#)
- [334] J. Baglio, A. Djouadi, R. Grober, M. M. Muhlleitner, J. Quevillon, and M. Spira, *JHEP* **04** (2013) 151, [[1212.5581](#)]. [88](#)
- [335] E. N. Glover and J. van der Bij, *Nucl.Phys.* **B309** (1988) 282. [88](#), [164](#)
- [336] T. Plehn, M. Spira, and P. M. Zerwas, *Nucl. Phys.* **B479** (1996) 46–64, [[hep-ph/9603205](#)]. [Erratum: *Nucl. Phys.*B531,655(1998)]. [88](#), [164](#)
- [337] S. Dawson, S. Dittmaier, and M. Spira, *Phys. Rev.* **D58** (1998) 115012, [[hep-ph/9805244](#)]. [88](#), [122](#)
- [338] J. Grigo, J. Hoff, K. Melnikov, and M. Steinhauser, *Nucl. Phys.* **B875** (2013) 1–17, [[1305.7340](#)]. [88](#)
- [339] R. Frederix, S. Frixione, V. Hirschi, F. Maltoni, O. Mattelaer, P. Torrielli, E. Vryonidou, and M. Zaro, *Phys. Lett.* **B732** (2014) 142–149, [[1401.7340](#)]. [88](#)
- [340] F. Maltoni, E. Vryonidou, and M. Zaro, [1408.6542](#). [88](#)
- [341] D. de Florian and J. Mazzitelli, *Phys. Lett.* **B724** (2013) 306–309, [[1305.5206](#)]. [88](#)



- [342] D. de Florian and J. Mazzitelli, *Phys. Rev. Lett.* **111** (2013) 201801, [[1309.6594](#)]. [88](#), [166](#)
- [343] J. Grigo, J. Hoff, and M. Steinhauser, *Nucl. Phys.* **B900** (2015) 412–430, [[1508.00909](#)]. [89](#)
- [344] D. Y. Shao, C. S. Li, H. T. Li, and J. Wang, *JHEP* **07** (2013) 169, [[1301.1245](#)]. [89](#), [164](#)
- [345] D. de Florian and J. Mazzitelli, *JHEP* **09** (2015) 053, [[1505.07122](#)]. [89](#), [164](#), [166](#)
- [346] R. Grober, M. Muhlleitner, M. Spira, and J. Streicher, *JHEP* **09** (2015) 092, [[1504.06577](#)]. [89](#), [90](#)
- [347] R. Grober, M. Muhlleitner, and M. Spira, [1602.05851](#). [90](#), [94](#), [164](#)
- [348] M. Gorbahn, J. M. No, and V. Sanz, *JHEP* **10** (2015) 036, [[1502.07352](#)]. [90](#)
- [349] J. Brehmer, A. Freitas, D. Lopez-Val, and T. Plehn, [1510.03443](#). [90](#)
- [350] A. Biekotter, J. Brehmer, and T. Plehn, [1602.05202](#). [90](#), [164](#)
- [351] F. Maltoni, K. Mawatari, and M. Zaro, *Eur. Phys. J.* **C74** (2014), no. 1 2710, [[1311.1829](#)]. [91](#)
- [352] K. Mimasu, V. Sanz, and C. Williams, [1512.02572](#). [91](#)
- [353] R. Contino, M. Ghezzi, C. Grojean, M. Muhlleitner, and M. Spira, *JHEP* **07** (2013) 035, [[1303.3876](#)]. [91](#), [159](#), [168](#)
- [354] B. Biedermann, A. Denner, S. Dittmaier, L. Hofer, and B. Jäger, [1601.07787](#). [91](#)
- [355] M. J. Dolan, C. Englert, and M. Spannowsky, *Phys. Rev.* **D87** (2013) 055002, [[1210.8166](#)]. [93](#)
- [356] ATLAS Collaboration, *Eur. Phys. J.* **C75** (2015) 412, [[1506.00285](#)]. [93](#), [94](#), [164](#)
- [357] CMS Collaboration, *Phys. Lett.* **B749** (2015) 560–582, [[1503.04114](#)]. [93](#), [94](#), [164](#)
- [358] CMS Collaboration, [1602.08762](#). Submitted to EPJC. [93](#), [94](#), [164](#)
- [359] CMS Collaboration, *Phys. Lett.* **B755** (2016) 217–244, [[1510.01181](#)]. [93](#), [164](#)
- [360] CMS Collaboration, Tech. Rep. CMS-PAS-EXO-15-008, CERN, Geneva, 2015. [93](#), [164](#)
- [361] V. Khachatryan *et. al.*, CMS Collaboration, [1603.06896](#). [93](#), [94](#), [164](#)
- [362] K. Agashe, H. Davoudiasl, G. Perez, and A. Soni, *Phys. Rev. D* **76** (2007) 036006, [[hep-ph/0701186](#)]. [93](#)
- [363] D. Dominici, B. Grzadkowski, J. F. Gunion, and M. Toharia, *Nucl. Phys. B* **671** (2003) 243, [[hep-ph/0206192](#)]. [93](#)
- [364] L. Randall and R. Sundrum, *Phys. Rev. Lett.* **83** (1999) 3370, [[hep-ph/9905221](#)]. [93](#)
- [365] R. Grober and M. Muhlleitner, *JHEP* **06** (2011) 020, [[1012.1562](#)]. [94](#)
- [366] R. Contino, M. Ghezzi, M. Moretti, G. Panico, F. Piccinini, and A. Wulzer, *JHEP* **08** (2012) 154, [[1205.5444](#)]. [94](#)
- [367] M. Dall’Osso, T. Dorigo, C. A. Gottardo, A. Oliveira, M. Tosi, and F. Goertz, [1507.02245](#). [94](#), [159](#), [164](#), [165](#), [166](#)
- [368] I. Antoniadis, *Phys. Lett.* **B246** (1990) 377–384. [94](#)
- [369] D. B. Kaplan, *Nucl. Phys.* **B365** (1991) 259–278. [94](#)
- [370] J. A. Aguilar-Saavedra, *Phys. Rev.* **D67** (2003) 035003, [[hep-ph/0210112](#)]. [Erratum: *Phys. Rev.*D69,099901(2004)]. [94](#)
- [371] A. De Simone, O. Matsedonskyi, R. Rattazzi, and A. Wulzer, *JHEP* **04** (2013) 004, [[1211.5663](#)]. [94](#)

- [372] R. Contino, L. Da Rold, and A. Pomarol, *Phys. Rev.* **D75** (2007) 055014, [[hep-ph/0612048](#)]. 94
- [373] C. Anastasiou, E. Furlan, and J. Santiago, *Phys. Rev.* **D79** (2009) 075003, [[0901.2117](#)]. 94
- [374] G. Dissertori, E. Furlan, F. Moortgat, and P. Nef, *JHEP* **09** (2010) 019, [[1005.4414](#)]. 94
- [375] O. Matsedonskyi, G. Panico, and A. Wulzer, *JHEP* **01** (2013) 164, [[1204.6333](#)]. 94
- [376] J. Berger, J. Hubisz, and M. Perelstein, *JHEP* **07** (2012) 016, [[1205.0013](#)]. 94
- [377] N. Vignaroli, *Phys. Rev.* **D86** (2012) 075017, [[1207.0830](#)]. 94
- [378] C. Grojean, O. Matsedonskyi, and G. Panico, *JHEP* **10** (2013) 160, [[1306.4655](#)]. 94
- [379] O. Matsedonskyi, G. Panico, and A. Wulzer, [1512.04356](#). 94
- [380] F. del Aguila, M. Perez-Victoria, and J. Santiago, *JHEP* **09** (2000) 011, [[hep-ph/0007316](#)]. 94
- [381] G. Cacciapaglia, A. Deandrea, N. Gaur, D. Harada, Y. Okada, and L. Panizzi, *JHEP* **09** (2015) 012, [[1502.00370](#)]. 94
- [382] K. Ishiwata, Z. Ligeti, and M. B. Wise, *JHEP* **10** (2015) 027, [[1506.03484](#)]. 94
- [383] A. Atre, G. Azuelos, M. Carena, T. Han, E. Ozcan, J. Santiago, and G. Unel, *JHEP* **08** (2011) 080, [[1102.1987](#)]. 94, 98
- [384] G. Cacciapaglia, A. Deandrea, L. Panizzi, N. Gaur, D. Harada, and Y. Okada, *JHEP* **03** (2012) 070, [[1108.6329](#)]. 94
- [385] S. A. R. Ellis, R. M. Godbole, S. Gopalakrishna, and J. D. Wells, *JHEP* **09** (2014) 130, [[1404.4398](#)]. 94
- [386] N. Bizot and M. Frigerio, *JHEP* **01** (2016) 036, [[1508.01645](#)]. 94
- [387] G. Brooijmans *et. al.*, [1405.1617](#). 95
- [388] M. Buchkremer, G. Cacciapaglia, A. Deandrea, and L. Panizzi, *Nucl. Phys.* **B876** (2013) 376–417, [[1305.4172](#)]. 95, 97, 98
- [389] C. Degrande, *Comput. Phys. Commun.* **197** (2015) 239–262, [[1406.3030](#)]. 96
- [390] C. Degrande, B. Fuks, V. Hirschi, J. Proudome, and H.-S. Shao, *Phys. Rev.* **D91** (2015) 094005, [[1412.5589](#)]. 96
- [391] C. Degrande, B. Fuks, V. Hirschi, J. Proudome, and H.-S. Shao, *Phys. Lett.* **B755** (2016) 82–87, [[1510.00391](#)]. 96
- [392] G. Ossola, C. G. Papadopoulos, and R. Pittau, *Nucl. Phys.* **B763** (2007) 147–169, [[hep-ph/0609007](#)]. 96
- [393] G. Ossola, C. G. Papadopoulos, and R. Pittau, *JHEP* **03** (2008) 042, [[0711.3596](#)]. 96
- [394] V. Hirschi, R. Frederix, S. Frixione, M. V. Garzelli, F. Maltoni, and R. Pittau, *JHEP* **05** (2011) 044, [[1103.0621](#)]. 96
- [395] S. Frixione, Z. Kunszt, and A. Signer, *Nucl. Phys.* **B467** (1996) 399–442, [[hep-ph/9512328](#)]. 96
- [396] R. Frederix, S. Frixione, F. Maltoni, and T. Stelzer, *JHEP* **10** (2009) 003, [[0908.4272](#)]. 96
- [397] S. Frixione and B. R. Webber, *JHEP* **06** (2002) 029, [[hep-ph/0204244](#)]. 96
- [398] R. D. Ball *et. al.*, **NNPDF** Collaboration, *JHEP* **04** (2015) 040, [[1410.8849](#)]. 96
- [399] A. Buckley, J. Ferrando, S. Lloyd, K. Nordström, B. Page, M. Rüfenacht, M. Schönherr, and G. Watt, *Eur. Phys. J.* **C75** (2015) 132, [[1412.7420](#)]. 96

- [400] F. Demartin, S. Forte, E. Mariani, J. Rojo, and A. Vicini, *Phys. Rev.* **D82** (2010) 014002, [[1004.0962](#)]. [96](#)
- [401] A. Azatov, O. Bondu, A. Falkowski, M. Felcini, S. Gascon-Shotkin, D. K. Ghosh, G. Moreau, and S. Sekmen, *Phys. Rev.* **D85** (2012) 115022, [[1204.0455](#)]. [98](#)
- [402] M. Backović, T. Flacke, J. H. Kim, and S. J. Lee, *JHEP* **04** (2015) 082, [[1410.8131](#)]. [98](#)
- [403] A. Atre, M. Chala, and J. Santiago, *JHEP* **05** (2013) 099, [[1302.0270](#)]. [98](#)
- [404] T. Han, I. Lewis, and Z. Liu, *JHEP* **12** (2010) 085, [[1010.4309](#)]. [101](#)
- [405] C.-R. Chen, W. Klemm, V. Rentala, and K. Wang, *Phys. Rev.* **D79** (2009) 054002, [[0811.2105](#)]. [101](#)
- [406] E. L. Berger, Q.-H. Cao, C.-R. Chen, G. Shaughnessy, and H. Zhang, *Phys. Rev. Lett.* **105** (2010) 181802, [[1005.2622](#)]. [101](#)
- [407] C.-Y. Chen, A. Freitas, T. Han, and K. S. M. Lee, *JHEP* **05** (2015) 135, [[1410.8113](#)]. [101](#)
- [408] N. D. Christensen and C. Duhr, *Comput. Phys. Commun.* **180** (2009) 1614–1641, [[0806.4194](#)]. [103](#)
- [409] R. D. Ball, V. Bertone, S. Carrazza, L. Del Debbio, S. Forte, A. Guffanti, N. P. Hartland, and J. Rojo, *NNPDF Collaboration, Nucl. Phys.* **B877** (2013) 290–320, [[1308.0598](#)]. [104](#)
- [410] M. Misiak *et. al.*, *Phys. Rev. Lett.* **114** (2015), no. 22 221801, [[1503.01789](#)]. [111](#)
- [411] J. M. Gerard and M. Herquet, *Phys. Rev. Lett.* **98** (2007) 251802, [[hep-ph/0703051](#)]. [111](#)
- [412] W. Grimus, L. Lavoura, O. M. Ogreid, and P. Osland, *J. Phys.* **G35** (2008) 075001, [[0711.4022](#)]. [111](#)
- [413] M. Baak, J. Cuth, J. Haller, A. Hoecker, R. Kogler, K. Moenig, M. Schott, and J. Stelzer, *Gfitter Group Collaboration, Eur. Phys. J.* **C74** (2014) 3046, [[1407.3792](#)]. [111](#), [161](#), [170](#)
- [414] J. Bernon, J. F. Gunion, H. E. Haber, Y. Jiang, and S. Kraml, *Phys. Rev.* **D92** (2015), no. 7 075004, [[1507.00933](#)]. [111](#)
- [415] J. Bernon, J. F. Gunion, H. E. Haber, Y. Jiang, and S. Kraml, [1511.03682](#). [111](#), [115](#)
- [416] P. M. Ferreira, J. F. Gunion, H. E. Haber, and R. Santos, *Phys. Rev.* **D89** (2014), no. 11 115003, [[1403.4736](#)]. [111](#)
- [417] G. C. Dorsch, S. J. Huber, K. Mimasu, and J. M. No, [1601.04545](#). [112](#), [115](#), [118](#)
- [418] J. Bernon, J. F. Gunion, Y. Jiang, and S. Kraml, *Phys. Rev.* **D91** (2015), no. 7 075019, [[1412.3385](#)]. [112](#)
- [419] **CMS Collaboration**, CMS-PAS-HIG-15-001. [112](#), [113](#), [114](#), [115](#), [116](#)
- [420] F. Domingo, U. Ellwanger, E. Fullana, C. Hugonie, and M.-A. Sanchis-Lozano, *JHEP* **01** (2009) 061, [[0810.4736](#)]. [113](#)
- [421] **CMS Collaboration**, *Phys. Rev. Lett.* **109** (2012) 121801, [[1206.6326](#)]. [113](#)
- [422] B. Coleppa, F. Kling, and S. Su, *JHEP* **09** (2014) 161, [[1404.1922](#)]. [114](#)
- [423] G. C. Dorsch, S. J. Huber, K. Mimasu, and J. M. No, *Phys. Rev. Lett.* **113** (2014), no. 21 211802, [[1405.5537](#)]. [114](#)
- [424] **CMS Collaboration**, [1511.03610](#). [116](#), [117](#), [118](#)
- [425] **CMS Collaboration**, *JHEP* **10** (2014) 160, [[1408.3316](#)]. [116](#), [117](#), [118](#)

- [426] ATLAS Collaboration, *JHEP* **11** (2014) 056, [[1409.6064](#)]. [116](#), [118](#)
- [427] R. Barate *et. al.*, **OPAL, DELPHI, LEP Working Group for Higgs boson searches, ALEPH, L3** Collaboration, *Phys. Lett.* **B565** (2003) 61–75, [[hep-ex/0306033](#)]. [117](#), [118](#)
- [428] B. Dumont, J. F. Gunion, Y. Jiang, and S. Kraml, [1409.4088](#). [118](#)
- [429] J. Bernon, B. Dumont, and S. Kraml, *Phys. Rev.* **D90** (2014) 071301, [[1409.1588](#)]. [118](#)
- [430] H. Georgi and M. Machacek, *Nucl.Phys.* **B262** (1985) 463. [120](#), [121](#), [126](#)
- [431] L. Cort, M. Garcia, and M. Quiros, *Phys.Rev.* **D88** (2013) 075010, [[1308.4025](#)]. [120](#), [121](#), [126](#)
- [432] M. Garcia-Pepin, S. Gori, M. Quiros, R. Vega, R. Vega-Morales, and T.-T. Yu, *Phys. Rev.* **D91** (2015), no. 1 015016, [[1409.5737](#)]. [120](#), [121](#)
- [433] M. S. Chanowitz and M. Golden, *Phys.Lett.* **B165** (1985) 105. [120](#), [121](#)
- [434] J. Gunion, R. Vega, and J. Wudka, *Phys.Rev.* **D42** (1990) 1673–1691. [120](#), [121](#)
- [435] J. Gunion, R. Vega, and J. Wudka, *Phys.Rev.* **D43** (1991) 2322–2336. [120](#), [121](#)
- [436] M. Aoki and S. Kanemura, *Phys.Rev.* **D77** (2008) 095009, [[0712.4053](#)]. [120](#), [121](#)
- [437] C.-W. Chiang and K. Yagyu, *JHEP* **01** (2013) 026, [[1211.2658](#)]. [120](#), [121](#)
- [438] C.-W. Chiang, A.-L. Kuo, and K. Yagyu, *JHEP* **10** (2013) 072, [[1307.7526](#)]. [120](#), [121](#)
- [439] K. Hartling, K. Kumar, and H. E. Logan, *Phys.Rev.* **D90** (2014) 015007, [[1404.2640](#)]. [120](#), [121](#), [126](#)
- [440] H. E. Logan and V. Rentala, *Phys. Rev.* **D92** (2015) 075011, [[1502.01275](#)]. [120](#), [121](#), [126](#)
- [441] A. Delgado, M. Garcia-Pepin, B. Ostdiek, and M. Quiros, *Phys. Rev.* **D92** (2015), no. 1 015011, [[1504.02486](#)]. [120](#), [121](#)
- [442] A. Delgado, M. Garcia-Pepin, and M. Quiros, *JHEP* **08** (2015) 159, [[1505.07469](#)]. [120](#), [121](#)
- [443] A. Delgado, M. Garcia-Pepin, and M. Quiros, in *18th International Conference From the Planck Scale to the Electroweak Scale (Planck 2015) Ioannina, Greece, May 25-29, 2015*, 2015. [1511.03254](#). [120](#), [121](#)
- [444] M. Garcia-Pepin and M. Quiros, [1602.01351](#). [120](#), [121](#)
- [445] A. Delgado, M. Garcia-Pepin, M. Quiros, J. Santiago, and R. Vega-Morales, [1603.00962](#). [120](#)
- [446] A. G. Akeroyd, M. A. Diaz, and F. J. Pacheco, *Phys. Rev.* **D70** (2004) 075002, [[hep-ph/0312231](#)]. [121](#)
- [447] A. G. Akeroyd, A. Alves, M. A. Diaz, and O. J. P. Eboli, *Eur. Phys. J.* **C48** (2006) 147–157, [[hep-ph/0512077](#)]. [121](#)
- [448] T. A. Aaltonen *et. al.*, **CDF** Collaboration, [1601.00401](#). [121](#), [126](#)
- [449] E. Eichten, I. Hinchliffe, K. D. Lane, and C. Quigg, *Rev. Mod. Phys.* **56** (1984) 579–707. [Addendum: *Rev. Mod. Phys.*58,1065(1986)]. [122](#)
- [450] C. Degrande, K. Hartling, H. E. Logan, A. D. Peterson, and M. Zaro, [1512.01243](#). [122](#), [126](#)
- [451] LHC Higgs Cross Section Working Group, S. Dittmaier, C. Mariotti, G. Passarino, and R. Tanaka (Eds.), *CERN-2011-002* (CERN, Geneva, 2011) [[1101.0593](#)]. [123](#)
- [452] LHC Higgs Cross Section Working Group, S. Dittmaier, C. Mariotti, G. Passarino, and

- R. Tanaka (Eds.), *CERN-2012-002* (CERN, Geneva, 2012) [[1201.3084](#)]. [123](#)
- [453] I. Low and J. Lykken, *JHEP* **1010** (2010) 053, [[1005.0872](#)]. [123](#)
- [454] A. G. Akeroyd and S. Moretti, *Phys. Rev.* **D86** (2012) 035015, [[1206.0535](#)]. [123](#), [125](#)
- [455] A. Arhrib, R. Benbrik, M. Chabab, G. Moulhaka, and L. Rahili, *JHEP* **04** (2012) 136, [[1112.5453](#)]. [123](#)
- [456] S. Kanemura and K. Yagyu, *Phys. Rev.* **D85** (2012) 115009, [[1201.6287](#)]. [123](#)
- [457] Y. Chen, N. Tran, and R. Vega-Morales, *JHEP* **1301** (2013) 182, [[1211.1959](#)]. [123](#), [128](#), [130](#), [131](#), [132](#)
- [458] Y. Chen and R. Vega-Morales, *JHEP* **1404** (2014) 057, [[1310.2893](#)]. [123](#), [128](#), [132](#)
- [459] Y. Chen, A. Falkowski, I. Low, and R. Vega-Morales, *Phys.Rev.* **D90** (2014) 113006, [[1405.6723](#)]. [123](#)
- [460] Y. Chen, D. Stolarski, and R. Vega-Morales, *Phys. Rev.* **D92** (2015), no. 5 053003, [[1505.01168](#)]. [123](#), [128](#), [130](#), [131](#), [132](#)
- [461] **ATLAS** Collaboration, *Phys. Rev. Lett.* **113** (2014), no. 17 171801, [[1407.6583](#)]. [124](#), [125](#)
- [462] **CMS** Collaboration, *JHEP* **10** (2015) 144, [[1504.00936](#)]. [124](#), [125](#)
- [463] K. Hartling, K. Kumar, and H. E. Logan, [1412.7387](#). [124](#), [126](#)
- [464] K. Hartling, K. Kumar, and H. E. Logan, *Phys. Rev.* **D91** (2015), no. 1 015013, [[1410.5538](#)]. [126](#)
- [465] C.-W. Chiang, A.-L. Kuo, and T. Yamada, *JHEP* **01** (2016) 120, [[1511.00865](#)]. [126](#)
- [466] M. Fabbrichesi and A. Urbano, [1601.02447](#). [126](#)
- [467] C.-W. Chiang and A.-L. Kuo, [1601.06394](#). [126](#)
- [468] C. Englert, E. Re, and M. Spannowsky, *Phys.Rev.* **D87** (2013), no. 9 095014, [[1302.6505](#)]. [126](#)
- [469] C. Englert, E. Re, and M. Spannowsky, *Phys.Rev.* **D88** (2013) 035024, [[1306.6228](#)]. [126](#)
- [470] C. A. Nelson, *Phys.Rev.* **D37** (1988) 1220. [128](#)
- [471] A. Soni and R. Xu, *Phys.Rev.* **D48** (1993) 5259–5263, [[hep-ph/9301225](#)]. [128](#)
- [472] D. Chang, W.-Y. Keung, and I. Phillips, *Phys.Rev.* **D48** (1993) 3225–3234, [[hep-ph/9303226](#)]. [128](#)
- [473] V. D. Barger, K.-m. Cheung, A. Djouadi, B. A. Kniehl, and P. Zerwas, *Phys.Rev.* **D49** (1994) 79–90, [[hep-ph/9306270](#)]. [128](#)
- [474] T. Arens and L. Sehgal, *Z.Phys.* **C66** (1995) 89–94, [[hep-ph/9409396](#)]. [128](#)
- [475] S. Choi, . Miller, D.J., M. Muhlleitner, and P. Zerwas, *Phys.Lett.* **B553** (2003) 61–71, [[hep-ph/0210077](#)]. [128](#)
- [476] C. Buszello, I. Fleck, P. Marquard, and J. van der Bij, *Eur.Phys.J.* **C32** (2004) 209–219, [[hep-ph/0212396](#)]. [128](#)
- [477] R. M. Godbole, . Miller, D.J., and M. M. Muhlleitner, *JHEP* **0712** (2007) 031, [[0708.0458](#)]. [128](#)
- [478] V. Kovalchuk, *J.Exp.Theor.Phys.* **107** (2008) 774–786. [128](#)
- [479] Q.-H. Cao, C. Jackson, W.-Y. Keung, I. Low, and J. Shu, *Phys.Rev.* **D81** (2010) 015010, [[0911.3398](#)]. [128](#)
- [480] Y. Gao, A. V. Gritsan, Z. Guo, K. Melnikov, M. Schulze, *et. al.*, *Phys.Rev.* **D81** (2010)



- 075022, [1001.3396]. 128
- [481] A. De Rujula, J. Lykken, M. Pierini, C. Rogan, and M. Spiropulu, *Phys.Rev.* **D82** (2010) 013003, [1001.5300]. 128
- [482] J. S. Gainer, K. Kumar, I. Low, and R. Vega-Morales, *JHEP* **1111** (2011) 027, [1108.2274]. 128, 130, 131, 132
- [483] J. M. Campbell, W. T. Giele, and C. Williams, 1204.4424. 128
- [484] J. M. Campbell, W. T. Giele, and C. Williams, 1205.3434. 128
- [485] A. Belyaev, N. D. Christensen, and A. Pukhov, 1207.6082. 128
- [486] B. Coleppa, K. Kumar, and H. E. Logan, 1208.2692. 128
- [487] S. Bolognesi, Y. Gao, A. V. Gritsan, K. Melnikov, M. Schulze, *et. al.*, 1208.4018. 128
- [488] R. Boughezal, T. J. LeCompte, and F. Petriello, 1208.4311. 128
- [489] D. Stolarski and R. Vega-Morales, *Phys.Rev.* **D86** (2012) 117504, [1208.4840]. 128, 130, 131, 132
- [490] P. Avery, D. Bourilkov, M. Chen, T. Cheng, A. Drozdetskiy, *et. al.*, 1210.0896. 128
- [491] T. Modak, D. Sahoo, R. Sinha, and H.-Y. Cheng, 1301.5404. 128
- [492] J. S. Gainer, J. Lykken, K. T. Matchev, S. Mrenna, and M. Park, *Phys.Rev.Lett.* **111** (2013) 041801, [1304.4936]. 128
- [493] B. Grinstein, C. W. Murphy, and D. Pirtskhalava, *JHEP* **1310** (2013) 077, [1305.6938]. 128
- [494] Y. Sun, X.-F. Wang, and D.-N. Gao, 1309.4171. 128
- [495] I. Anderson, S. Bolognesi, F. Caola, Y. Gao, A. V. Gritsan, *et. al.*, 1309.4819. 128
- [496] M. Chen, T. Cheng, J. S. Gainer, A. Korytov, K. T. Matchev, *et. al.*, 1310.1397. 128
- [497] G. Buchalla, O. Cata, and G. D'Ambrosio, 1310.2574. 128
- [498] J. S. Gainer, J. Lykken, K. T. Matchev, S. Mrenna, and M. Park, 1403.4951. 128
- [499] Y. Chen, R. Harnik, and R. Vega-Morales, *Phys.Rev.Lett.* **113** (2014), no. 19 191801, [1404.1336]. 128, 130, 131, 132
- [500] Y. Chen, E. Di Marco, J. Lykken, M. Spiropulu, R. Vega-Morales, *et. al.*, *JHEP* **1501** (2015) 125, [1401.2077]. 128, 130, 131, 132
- [501] Y. Chen, R. Harnik, and R. Vega-Morales, *JHEP* **09** (2015) 185, [1503.05855]. 128, 130, 131, 132
- [502] B. Bhattacharjee, T. Modak, S. K. Patra, and R. Sinha, 1503.08924. 128
- [503] M. Gonzalez-Alonso, A. Greljo, G. Isidori, and D. Marzocca, 1504.04018. 128
- [504] P. Artoisenet *et. al.*, *JHEP* **11** (2013) 043, [1306.6464]. 128
- [505] **ATLAS** Collaboration, *Phys. Rev.* **D92** (2015), no. 1 012006, [1412.2641]. 128, 131
- [506] **ATLAS** Collaboration, *Eur. Phys. J.* **C75** (2015), no. 5 231, [1503.03643]. 128, 131
- [507] **LHC Higgs Cross Section Working Group 2**, **LHCHXSWG-INT-2015-001**. 130
- [508] R. S. Gupta, A. Pomarol, and F. Riva, *Phys.Rev.* **D91** (2015), no. 3 035001, [1405.0181]. 130, 159
- [509] A. Falkowski, 1505.00046. 131, 159, 160, 162, 163, 174
- [510] Y. Chen, E. Di Marco, J. Lykken, M. Spiropulu, R. Vega-Morales, *et. al.*, 1410.4817. 132
- [511] M. Papucci, K. Sakurai, A. Weiler, and L. Zeune, *Eur. Phys. J.* **C74** (2014), no. 11 3163,

- [1402.0492]. 135, 143
- [512] B. M. Waugh, H. Jung, A. Buckley, L. Lonnblad, J. M. Butterworth, and E. Nurse, in *15th International Conference on Computing in High Energy and Nuclear Physics (CHEP 2006) Mumbai, Maharashtra, India, February 13-17, 2006*, 2006. [hep-ph/0605034](#). 135, 141, 143
- [513] G. Grasseau, D. Chamont, F. Beaudette, L. Bianchini, O. Davignon, L. Mastrolorenzo, C. Ochando, P. Paganini, and T. Strebler, *J. Phys. Conf. Ser.* **664** (2015), no. 9 092009. 136
- [514] ATLAS Collaboration, *JHEP* **10** (2015) 134, [[1508.06608](#)]. 136
- [515] S. Sekmen, S. Kraml, J. Lykken, F. Moortgat, S. Padhi, L. Pape, M. Pierini, H. B. Prosper, and M. Spiropulu, *JHEP* **02** (2012) 075, [[1109.5119](#)]. 136
- [516] R. Raja, in *Workshop on Detector Simulation for the SSC Argonne, Illinois, August 24-28, 1987*, 1988. 136
- [517] D0 Collaboration, N. A. Graf, , in *International Conference on Calorimetry in High-energy Physics Batavia, Illinois, October 29-November 1, 1990*, 1990. 136
- [518] Q. Sun, Tech. Rep. USIP-96-05, Stockholm Univ. Inst. Theor. Phys., Stockholm, May, 1996. 136
- [519] V. Arena, G. Boca, G. Bonomi, G. Gianini, M. Marchesotti, M. Merlo, S. P. Ratti, C. Riccardi, L. Viola, and P. Vitulo, in *Calorimetry in high-energy physics. Proceedings, 6th International Conference, Frascati, Italy, June 8-14, 1996*, pp. 509–518, 1996. 136
- [520] N. Raicevic, A. Glazov, and A. Zhokin, *Nucl. Instrum. Meth.* **A718** (2013) 104–106. 136
- [521] B. Knuteson, *Nucl. Instrum. Meth.* **A534** (2004) 7–14, [[hep-ex/0402029](#)]. 136
- [522] A. Buckley and C. Pollard, *Eur. Phys. J.* **C76** (2016), no. 2 71, [[1507.00508](#)]. 137
- [523] “k-d tree.” <http://en.wikipedia.org/wiki/Kd-tree>. 138
- [524] G. Brooijmans *et. al.*, in *Proceedings, 7th Les Houches Workshop on Physics at TeV Colliders*, pp. 221–463, 2012. [1203.1488](#). 140
- [525] S. Kraml *et. al.*, *Eur. Phys. J.* **C72** (2012) 1976, [[1203.2489](#)]. 140
- [526] S. Chatrchyan *et. al.*, CMS Collaboration, *Phys. Rev. Lett.* **111** (2013) 081802, [[1212.6961](#)]. 141
- [527] Maurizio Pierini, Javier Duarte, “Reproducing the razor limits in your susy study.” [Online; accessed May 2 2016]. 141
- [528] A. Buckley, J. Butterworth, L. Lonnblad, D. Grellscheid, H. Hoeth, J. Monk, H. Schulz, and F. Siegert, *Comput. Phys. Commun.* **184** (2013) 2803–2819, [[1003.0694](#)]. 141, 143
- [529] E. Boos *et. al.*, in *Physics at TeV colliders. Proceedings, Euro Summer School, Les Houches, France, May 21-June 1, 2001*, 2001. [hep-ph/0109068](#). 141
- [530] J. Alwall *et. al.*, *Comput. Phys. Commun.* **176** (2007) 300–304, [[hep-ph/0609017](#)]. 141
- [531] P. Z. Skands *et. al.*, *JHEP* **07** (2004) 036, [[hep-ph/0311123](#)]. 141
- [532] A. Buckley and M. Whalley, *PoS ACAT2010* (2010) 067, [[1006.0517](#)]. 142
- [533] J. W. Walker, [1207.3383](#). 147
- [534] T. A. W. Martin, [1503.03073](#). 147
- [535] R. Alonso, E. E. Jenkins, A. V. Manohar, and M. Trott, *JHEP* **1404** (2014) 159, [[1312.2014](#)]. 159

- [536] E. Masso, *JHEP* **1410** (2014) 128, [[1406.6376](#)]. [159](#)
- [537] A. Pomarol, in *2014 European School of High-Energy Physics (ESHEP 2014) Garderen, The Netherlands, June 18–July 1, 2014*, 2014. [1412.4410](#). [159](#)
- [538] A. Falkowski, B. Fuks, K. Mawatari, K. Mimasu, F. Riva, and V. sanz, *Eur. Phys. J.* **C75** (2015), no. 12 583, [[1508.05895](#)]. [159](#), [167](#)
- [539] R. Contino, M. Ghezzi, C. Grojean, M. Mühlleitner, and M. Spira, *Comput. Phys. Commun.* **185** (2014) 3412–3423, [[1403.3381](#)]. [159](#)
- [540] A. Pomarol and F. Riva, *JHEP* **1401** (2014) 151, [[1308.2803](#)]. [159](#)
- [541] A. Falkowski and K. Mimouni, *JHEP* **02** (2016) 086, [[1511.07434](#)]. [159](#), [160](#), [162](#)
- [542] A. Efrati, A. Falkowski, and Y. Soreq, *JHEP* **07** (2015) 018, [[1503.07872](#)]. [159](#), [160](#), [162](#)
- [543] Z. Han and W. Skiba, *Phys.Rev.* **D71** (2005) 075009, [[hep-ph/0412166](#)]. [159](#), [160](#)
- [544] J. Ellis, V. Sanz, and T. You, *JHEP* **03** (2015) 157, [[1410.7703](#)]. [159](#), [160](#)
- [545] J. Ellis, V. Sanz, and T. You, *JHEP* **1407** (2014) 036, [[1404.3667](#)]. [159](#)
- [546] A. Buckley, C. Englert, J. Ferrando, D. J. Miller, L. Moore, M. Russell, and C. D. White, [1512.03360](#). [159](#)
- [547] J. Ellis and T. You, [1510.04561](#). [159](#)
- [548] S.-F. Ge, H.-J. He, and R.-Q. Xiao, [1603.03385](#). [159](#)
- [549] C. Grojean, E. E. Jenkins, A. V. Manohar, and M. Trott, *JHEP* **04** (2013) 016, [[1301.2588](#)]. [159](#)
- [550] J. Elias-Miró, C. Grojean, R. S. Gupta, and D. Marzocca, *JHEP* **05** (2014) 019, [[1312.2928](#)]. [159](#)
- [551] E. E. Jenkins, A. V. Manohar, and M. Trott, *JHEP* **1310** (2013) 087, [[1308.2627](#)]. [159](#)
- [552] E. E. Jenkins, A. V. Manohar, and M. Trott, *JHEP* **1401** (2014) 035, [[1310.4838](#)]. [159](#)
- [553] J. D. Wells and Z. Zhang, [1512.03056](#). [159](#)
- [554] J. Elias-Miró, J. Espinosa, E. Masso, and A. Pomarol, *JHEP* **1308** (2013) 033, [[1302.5661](#)]. [159](#)
- [555] J. Elias-Miró, J. Espinosa, E. Masso, and A. Pomarol, *JHEP* **1311** (2013) 066, [[1308.1879](#)]. [159](#)
- [556] A. Falkowski and F. Riva, [1411.0669](#). [159](#), [160](#), [162](#)
- [557] A. Falkowski, M. Gonzalez-Alonso, A. Greljo, and D. Marzocca, *Phys. Rev. Lett.* **116** (2016), no. 1 011801, [[1508.00581](#)]. [159](#)
- [558] J. Bernon and B. Dumont, *Eur. Phys. J.* **C75** (2015), no. 9 440, [[1502.04138](#)]. [160](#)
- [559] S. Schael *et. al.*, **ALEPH, DELPHI, L3, OPAL, LEP Electroweak** Collaboration, *Phys.Rept.* **532** (2013) 119–244, [[1302.3415](#)]. [161](#), [171](#)
- [560] P. L. Anthony *et. al.*, **SLAC E158** Collaboration, *Phys. Rev. Lett.* **95** (2005) 081601, [[hep-ex/0504049](#)]. [161](#)
- [561] A. Czarnecki and W. J. Marciano, *Phys. Rev.* **D53** (1996) 1066–1072, [[hep-ph/9507420](#)]. [161](#)
- [562] C. Bouchiat and L. Michel, *Phys. Rev.* **106** (1957) 170–172. [162](#)
- [563] M. González-Alonso, *Nucl. Part. Phys. Proc.* **260** (2015) 3–11, [[1411.4529](#)]. [162](#)
- [564] M. Gonzalez-Alonso, *Phd Thesis* (2010). [162](#)
- [565] N. Danneberg *et. al.*, *Phys. Rev. Lett.* **94** (2005) 021802. [162](#)



- [566] **ATLAS** Collaboration, *Phys. Rev. Lett.* **114** (2015), no. 8 081802, [[1406.5053](#)]. [164](#)
- [567] A. Azatov, R. Contino, G. Panico, and M. Son, [1502.00539](#). [164](#)
- [568] S. Dawson, A. Ismail, and I. Low, *Phys. Rev.* **D91** (2015) 115008, [[1504.05596](#)]. [164](#)
- [569] A. Agostini, G. Degrassi, R. Gröber, and P. Slavich, [1601.03671](#). [164](#)
- [570] S. Dawson *et. al.*, “LHC Higgs Cross Section Working Group HH Cross-group (Higgs Pair Production).”. [164](#), [166](#)
- [571] A. Carvalho Antunes De Oliveira, M. Dall’Osso, M. Gouzevitch, F. Goertz, M. Tosi, P. De Castro Manzano, and T. Dorigo, [LHCHSWG-INT-2016-001](#). [166](#)
- [572] S. Schael *et. al.*, **ALEPH, DELPHI, L3, OPAL, SLD, LEP Electroweak Working Group, SLD Electroweak Group, SLD Heavy Flavour Group** Collaboration, *Phys.Rept.* **427** (2006) 257–454, [[hep-ex/0509008](#)]. [170](#)
- [573] K. Abe *et. al.*, **SLD** Collaboration, *Phys. Rev. Lett.* **85** (2000) 5059–5063, [[hep-ex/0006019](#)]. [170](#)
- [574] J. Beringer *et. al.*, **Particle Data Group** Collaboration, *Phys.Rev.* **D86** (2012) 010001. [170](#), [171](#)
- [575] V. M. Abazov *et. al.*, **D0** Collaboration, *Phys. Rev.* **D84** (2011) 012007, [[1104.4590](#)]. [170](#)
- [576] **CMS** Collaboration, *Phys. Rev. Lett.* **112** (2014) 191802, [[1402.0923](#)]. [170](#), [171](#)
- [577] Tevatron Electroweak Working Group,, **CDF, D0** Collaboration, [1204.0042](#). [171](#)
- [578] **CMS** Collaboration, *JHEP* **1406** (2014) 090, [[1403.7366](#)]. [171](#)
- [579] J. Erler and S. Su, *Prog. Part. Nucl. Phys.* **71** (2013) 119–149, [[1303.5522](#)]. [171](#)
- [580] P. Vilain *et. al.*, **CHARM-II** Collaboration, *Phys. Lett.* **B335** (1994) 246–252. [171](#)
- [581] J. Dorenbosch *et. al.*, **CHARM** Collaboration, *Z. Phys.* **C41** (1989) 567. [Erratum: *Z. Phys.*C51,142(1991)]. [171](#)
- [582] L. A. Ahrens *et. al.*, *Phys. Rev.* **D41** (1990) 3297–3316. [171](#)
- [583] R. D. Ball *et. al.*, *Nucl. Phys.* **B867** (2013) 244–289, [[1207.1303](#)]. [174](#)
- [584] S. Gori and I. Low, *JHEP* **09** (2013) 151, [[1307.0496](#)]. [174](#)