

# Investigation of classical radiation reaction with aligned crystals

A. Di Piazza

*Max-Planck-Institut für Kernphysik, Saupfercheckweg 1, D-69117, Germany*

T. N. Wistisen, U. I. Uggerhøj

*Department of Physics and Astronomy, Aarhus University, 8000 Aarhus, Denmark*

*This article is registered under preprint number: arXiv:1503.05717*

---

## Abstract

Classical radiation reaction is the effect of the electromagnetic field emitted by an accelerated electric charge on the motion of the charge itself. The self-consistent underlying classical equation of motion including radiation-reaction effects, the Landau-Lifshitz equation, has never been tested experimentally, in spite of the first theoretical treatments of radiation reaction having been developed more than a century ago. Here we show that classical radiation reaction effects, in particular those due to the near electromagnetic field, as predicted by the Landau-Lifshitz equation, can be measured in principle using presently available facilities, in the energy emission spectrum of 30-GeV electrons crossing a 0.55-mm thick diamond crystal in the axial channeling regime. Our theoretical results indicate the feasibility of the suggested setup, e.g., at the CERN Secondary Beam Areas (SBA) beamlines.

Keywords: Radiation reaction, Landau-Lifshitz equation, channeling radiation in crystals

---

## 1. Introduction

The Lorentz equation is one of the cornerstones of classical electrodynamics and it describes the motion of an electric charge, an electron for definiteness (charge  $e < 0$  and mass  $m$ ), in the presence of an external, given electromagnetic field [1]. The Lorentz equation, however, does not take into account that, as the electron is being accelerated by the external field, it emits electromagnetic radiation, which in turn alters the trajectory of the electron itself (radiation reaction (RR)). The search for the equation of motion of an electron moving in a given external electromagnetic field, including self-consistently the effects of RR, has already been pursued since the beginning of the 20th century. By starting from the Lorentz equation of an electron in the presence of an external electromagnetic field and of the electromagnetic field produced by the electron itself, the so-called Lorentz-

Abraham-Dirac (LAD) equation has been derived [2, 3, 4, 1, 5, 6, 7, 8]. After mass renormalization RR effects result in two force terms in the LAD equation, one proportional to the Liénard formula for the radiated power and accounting for the energy-momentum loss of the electron due to radiation, the “damping term”, and the other one, the “Schott” term, related to the electron’s near field [8] and accounting for the work done by the field emitted by the electron on the electron itself [9]. Unlike the damping term, the Schott term, being proportional to the time derivative of the acceleration of the electron, 1) renders the LAD equation a non-Newtonian, third-order time differential equation; and 2) allows for unphysical features of the LAD equation as the existence of “run-away solutions”, with the electron acceleration exponentially diverging in the remote future, even if, for example, the external field identically vanishes

[1, 5, 6, 7, 8, 9, 10, 11].

The origin of the inconsistencies of the LAD equation has been identified in [5]. The conclusion is that in the realm of classical electrodynamics, i.e., when quantum effects can be neglected, a “reduction of order” can be consistently carried out in the LAD equation, resulting in a second-order differential equation, known as the Landau-Lifshitz (LL) equation. Moreover, quoting Spohn [12], the physical solutions of the LAD equation “are on the critical manifold and are governed there by an effective second-order equation” which is the LL equation. Finally, the LL equation has been also derived from quantum electrodynamics in [13] (see also [14]).

The rapid progress of laser technology has renewed the interest in the problem of RR as the strong electromagnetic fields produced by lasers can violently accelerate the electron and consequently prime a substantial emission of electromagnetic radiation. Correspondingly, a large number of setups and schemes have been recently proposed to measure classical RR effects in electron-laser interaction [15, 16, 17, 18, 19, 20] (we refer to the review [10] for previous proposals). However, experimental challenges either in the detection of relatively small RR effects or in the availability of sufficiently strong lasers has prevented so far any experimental test of the LL equation. Moreover, since RR effects are larger for ultrarelativistic electrons, reported laser-based experimental tests of the LL equation turn out to be sensitive mainly to the damping term in the LL equation, which has the most favorable dependence on the electron Lorentz factor.

In the present Letter we adopt a different perspective and put forward a presently feasible experimental setup to measure classical RR effects on the radiation field, generated in the interaction of ultrarelativistic electrons with an aligned crystal. The experiment can already be performed at, e.g., the CERN Secondary Beam Areas (SBA) beamlines. In fact, in the proposed setup 30-GeV electrons impinge into a 0.55-mm thick diamond crystal and emit a significant amount of radiation due to axial channeling [21, 22, 23, 24]. Our numerical simulations indicate that in this regime RR effects substantially alter the electromagnetic emission spectrum. Moreover, unlike experimental proposals employing lasers, the distinct structure of the electric field of the crystal at axial channeling renders the emission spectrum more sensitive to a term in the LL equation originating from the controversial Schott term in the LAD equation. As we will see

below, this term depends in general on the space-time derivatives of the background field. This feature makes our setup prominent also with respect to synchrotron facilities where the electron dynamics is dominated by the damping term. We also mention that at an electron energy  $\varepsilon_0 = 30$  GeV and for a typical synchrotron radius  $R = 1$  km, the relative electron energy loss per turn is  $\Delta\varepsilon/\varepsilon_0 = 8.9 \times 10^{-5} \varepsilon_0 [\text{GeV}]^3 / R [\text{m}] = 2.4 \times 10^{-3}$  [25], which would induce too small effects on the emitted radiation to be measured. In addition, in order for the synchrotron to operate during many turns, the electron energy loss has to be precisely compensated preventing again any possibility of “accumulating” and measuring RR effects on the emitted radiation.

## 2. The physical model

When a high-energy electron impinges onto a single crystal along a direction of high symmetry, its motion can become transversely bound and its dynamics determined by a coherent scattering in the collective, screened field of many atoms aligned along the direction of symmetry (axial channeling) [21, 22, 23, 24]. In this regime the electron experiences an effective potential in the transverse directions (continuum potential), resulting from the average of the atomic potential along the direction of symmetry. For the sake of simplicity, in the present and in the next section we assume that the atomic potential is due to a single string. By indicating as  $z$  the direction corresponding to the symmetry axis of the crystal and by  $\boldsymbol{\rho} = (x, y)$  the coordinates in the transverse plane, with the atomic string crossing this plane at  $\boldsymbol{\rho} = \mathbf{0}$ , the continuum potential  $\Phi(\boldsymbol{\rho})$  depends only on the distance  $\rho = |\boldsymbol{\rho}|$  and it can be approximated as [23]:

$$\Phi(\rho) = \Phi_0 \left[ \ln \left( 1 + \frac{1}{\varrho^2 + \eta} \right) - \ln \left( 1 + \frac{1}{\varrho_c^2 + \eta} \right) \right], \quad (1)$$

where  $\varrho = \boldsymbol{\rho}/a_s$  and  $\varrho_c = \rho_c/a_s$ . Here, the parameters  $\Phi_0$ ,  $\rho_c$ ,  $\eta$ , and  $a_s$  depend on the crystal and  $\rho \leq \rho_c$ . A convenient choice to investigate classical RR effects is diamond, with, e.g., the  $\langle 111 \rangle$  as symmetry axis and for which  $\Phi_0 = 29$  V,  $\rho_c = 0.765$  Å,  $\eta = 0.025$ , and  $a_s = 0.326$  Å. In fact, the relatively low value of  $\Phi_0$  as compared to other crystals allows one to neglect quantum effects also at relatively high electron energies. The depth  $\Phi_M = \Phi(0)$  of the potential in diamond is such that  $U_M = U(0) = -103$  eV, where  $U(\rho) = e\Phi(\rho)$  is the

electron potential energy (units with  $\hbar = c = 1$  and  $\alpha = e^2 \approx 1/137$  are employed throughout).

In general, the channeling regime of interaction features ultrastrong electromagnetic fields, which can lead to substantial energy loss of the radiating electron. In order for quantum effects to be negligible, we require that  $\chi = \gamma_0 E/E_{cr} \ll 1$  [23], where  $\gamma_0$  is the initial Lorentz factor of the electron,  $E$  is a measure of the amplitude of the electric field  $\mathbf{E}(\boldsymbol{\rho}) = -\nabla\Phi(\boldsymbol{\rho}) = (2\Phi_0/a_s)\boldsymbol{\rho}/[(\eta + \varrho^2 + (\eta + \varrho^2)^2)]$  in the crystal, and  $E_{cr} = m^2/|e| = 1.3 \times 10^{16}$  V/cm is the critical electric field of QED. By employing  $E \sim \Phi_M/\rho_c$  as an estimate of  $E$ , it is  $\chi = 1.5 \times 10^{-5}\varepsilon_0[\text{GeV}]|U_M[\text{eV}]|/\rho_c[\text{\AA}]$ .

In the classical regime  $\chi \ll 1$  the electron dynamics including RR effects is described by the LL equation [5]. The LL equation for an electron with arbitrary momentum  $\mathbf{p}(t) = m\gamma(t)\boldsymbol{\beta}(t)$ , with  $\gamma(t) = \varepsilon(t)/m = 1/\sqrt{1 - \boldsymbol{\beta}^2(t)}$  and  $\boldsymbol{\beta}(t) = \dot{\mathbf{r}}(t) = d\mathbf{r}(t)/dt$ , reads:

$$\frac{d\mathbf{p}}{dt} = e\mathbf{E} + \frac{2e^2}{3m} \left\{ e\gamma(\boldsymbol{\beta} \cdot \nabla)\mathbf{E} + \frac{e^2}{m}(\boldsymbol{\beta} \cdot \mathbf{E})\mathbf{E} - \frac{e^2}{m}\gamma^2[\mathbf{E}^2 - (\boldsymbol{\beta} \cdot \mathbf{E})^2]\boldsymbol{\beta} \right\}. \quad (2)$$

Here the first two terms of the RR force originate from the Schott term in the LAD equation whereas the last ‘‘damping’’ one corresponds to the Liénard formula. Unlike the first ‘‘derivative’’ term, however, the second term of the RR force is strictly related to the damping one as only their sum ensures that the on-shell condition  $\varepsilon(t) = \sqrt{m^2 + \mathbf{p}^2(t)}$  is preserved during the electron motion.

Now, we assume that the crystal extends from  $z = 0$  to  $z = L$  and that at the initial time  $t = 0$ , the electron’s position and velocity are  $\mathbf{r}_0 = (x_0, 0, 0)$ , with  $0 < x_0 \leq \rho_c$ , and  $\boldsymbol{\beta}_0 = (0, 0, \beta_{z,0})$ , respectively ( $\varepsilon_0 = m\gamma_0 = m/\sqrt{1 - \beta_{z,0}^2}$ ). With these initial conditions, due to the symmetry of the potential  $\Phi(\boldsymbol{\rho})$ , it is  $y(t) = 0$  and  $E_y(\boldsymbol{\rho}) = 0$  along the electron trajectory. Thus, Eq. (2) substantially simplifies and only the equation

$$\frac{d\beta_x}{dt} = - \left( \frac{F_x}{\varepsilon} + \frac{2e^2}{3m^2} \frac{dF_x}{dx} \beta_x \right) (1 - \beta_x^2), \quad (3)$$

for  $\beta_x(t)$  is needed below, with  $F_x(x) = |e|E_x(x, 0)$ .

If one first neglects RR, the total energy  $\varepsilon(t) + U(|x(t)|)$  is a constant of motion. In the ultrarelativistic regime  $\gamma_0 \gg 1$  of interest here and for typical crystal parameters it results  $|\beta_x(t)| \ll 1$ , such

that  $\varepsilon(t) \approx \varepsilon_0[1 + \beta_x^2(t)/2]$  (see, e.g., [21, 22, 23]). Indeed, energy conservation implies that  $|\beta_x(t)| \leq \sqrt{2|U_M - U(x_0)|/\varepsilon_0} \ll 1$  (recall that  $|U(\boldsymbol{\rho})| \sim 100$  eV [22, 23]). Finally, with the considered initial conditions, the quantity  $\beta_x(t)$  is periodic in time, with period  $T_0 = \sqrt{8\varepsilon_0} \int_0^{x_0} dx/\sqrt{|U(x) - U(x_0)|}$  and angular frequency  $\omega_0 = 2\pi/T_0$  [22].

### 3. Analytical results

The considerations above based on the single-string approximation allow us to evaluate the effects of RR on the electron dynamics analytically. In fact, as it can be verified *a posteriori*, it is safe to assume that  $|\beta_x(t)| \ll 1$  and that  $\beta_z(t) \approx 1$  also including RR. Thus, by multiplying Eq. (2) by  $p_x(t)$  and by neglecting corrections proportional to  $\beta_x^2(t) \sim |U_M|/\varepsilon_0$ , it is easy to prove that (see also [5])

$$\varepsilon(t) = \frac{\varepsilon_0}{1 + (2/3)\alpha(\gamma_0/m^3) \int_0^t dt' F_x^2(x(t'))}, \quad (4)$$

where the integral is performed along the electron trajectory. In order to get an analytical insight on the motion of the electron, we assume here that  $|x(t)| \ll a_s\sqrt{\eta}$ , such that  $F_x(x) \approx F_0x/a_s\sqrt{\eta}$  and  $dF_x(x)/dx \approx F_0/a_s\sqrt{\eta}$ , where  $F_0 = |e|E_0 = 2|U_0|/a_s\sqrt{\eta}$ , with  $U_0 = e\Phi_0$  ( $U_0 = -29$  eV for diamond). Equation (3) with  $1 - \beta_x^2(t) \approx 1$  and Eq. (4) show that the electron dynamics along the  $x$  direction is characterized by three time scales: one,  $T_0 \approx 2\pi/\sqrt{F_0/\sqrt{\eta}\varepsilon_0 a_s}$ , proper of the Lorentz dynamics and two additional,

$$\tau_s = \frac{6}{\alpha} \frac{\eta}{\gamma_0} \left( \frac{E_{cr}}{E_0} \right)^2 \left( \frac{a_s}{x_0} \right)^2 \lambda_C, \quad \tau_d = \frac{3}{\alpha} \sqrt{\eta} \frac{E_{cr}}{E_0} a_s \quad (5)$$

introduced by RR and corresponding to the term containing  $F_x^2(x)$  in Eq. (4) and to the one proportional to  $dF_x(x)/dx$  in Eq. (3), respectively ( $\lambda_C = 1/m = 3.9 \times 10^{-3}$  Å is the Compton wavelength). Now, it is  $T_0[\text{\AA}] = 1.4 \times 10^5 a_s[\text{\AA}] \sqrt{\eta\varepsilon_0[\text{GeV}]/|U_0[\text{eV}]|}$ ,  $\tau_s[\text{\AA}] = 7.0 \times 10^{12} \eta^2 a_s[\text{\AA}]^4 / (\varepsilon_0[\text{GeV}] U_0[\text{eV}]^2 x_0[\text{\AA}]^2)$ , and  $\tau_d[\text{\AA}] = 2.7 \times 10^{10} \eta a_s[\text{\AA}]^2 / U_0[\text{eV}]$ , thus for a typical initial energy of  $\varepsilon_0 = 10$  GeV and for  $x_0 = 0.2 a_s\sqrt{\eta}$  in diamond, it results  $\tau_d/\tau_s \approx 0.044$  and  $T_0/\tau_d \approx 23 T_0/\tau_s = 1.7 \times 10^{-3}$ . This suggests to solve Eq. (3) by employing the method of

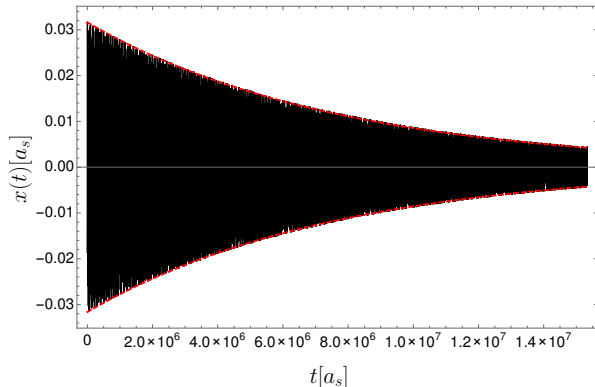


Figure 1: (Color online) The rapidly oscillating electron’s coordinate  $x(t)$  (continuous black curve) and the analytical expression  $x_0 \exp(-t/\tau_d)$  of the envelope (dashed red curve), for numerical parameters given in the text.

separation of time scales, which provides  $x(t) \approx x_0 \exp(-t/\tau_d) \cos(\varphi(t))$ , where  $\varphi(t) = \int_0^t dt' \omega_0(t')$ , with  $\omega_0^2(t) = F_0/\sqrt{\eta} \varepsilon(t) a_s$ , and

$$\varepsilon(t) \approx \frac{\varepsilon_0}{1 + (\tau_d/\tau_s)[1 - \exp(-2t/\tau_d)]}. \quad (6)$$

An alternative derivation of this equation can be obtained starting from the observation that the momentum  $d\mathbf{P}_r$  and the energy  $d\mathcal{E}_r$  of the radiation emitted during a time  $dt$  are related by (see [26, 27])  $d\mathbf{P}_r = \beta(t)d\mathcal{E}_r$  and that energy and longitudinal momentum conservation imply that  $d\varepsilon = -d\mathcal{E}_r$  and  $dp_z = -dP_{z,r}$  (see in particular [26, 27] and also [28, 29, 30] for additional details). In Fig. 1 and Fig. 2 we show a numerical example for diamond indicating the validity of the analytical estimation for  $x(t)$  and for  $\varepsilon(t)$  in Eq. (6) in comparison with a numerical integration of Eq. (2). The initial energy of the electron is 10 GeV, the initial position is  $x_0 = 0.2 a_s \sqrt{\eta}$ , and the final time corresponds to a crystal thickness of 0.55 mm (see also below). The above numerical example only aims at showing the validity of our approximated analytical treatment and it has to be pointed out that for the used numerical parameters quantum effects in the transverse motion of the electron could not be neglected (as it will be clear below, the electrons initially so close to an atomic string do not significantly contribute to the average emission spectra measured in experiments). We have ensured in the above numerical example that the trend shown in Fig. 1, with RR “focusing” the electron’s transverse motion to amplitudes much smaller than  $a_s \sqrt{\eta}$ , occurs

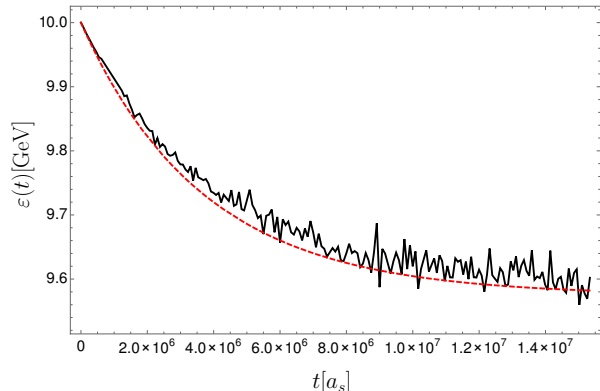


Figure 2: (Color online) Time evolution of the electron energy from a numerical integration of Eq. (2) (continuous black curve) and according to Eq. (6) (dashed red curve), for the same parameters as in Fig. 1.

for all allowed  $x_0 \leq \rho_c$ .

#### 4. Numerical results

The above considerations provide an analytical insight on the effects of RR but hold under the assumption that the crystal potential can be approximated by the expression in Eq. (1). Below, we will investigate numerically the effects of RR on the emission spectra of electrons crossing a diamond crystal along the axis  $\langle 100 \rangle$ , with the crystal field being represented more realistically than above by a periodic replica of the Doyle-Turner potential [31]. Considering the distribution of the strings along the  $x$ - $y$  plane perpendicular to the axis  $\langle 100 \rangle$  of diamond, at each instant we have included the effects of the  $16+25=41$  strings within a square centered on the string closest to the electron. In order to obtain results more easily comparable with experimental results, the reported single-particle spectra result from the average over 200 electrons all with the same incoming momentum (along the  $z$ -direction) and energy  $\varepsilon_0 = 30$  GeV, and uniformly distributed over the cell  $-a/4 \leq x, y \leq a/4$ , with  $a = 3.57 \text{ \AA}$  being the diamond lattice constant. Now, RR effects are clearly larger for thicker crystals. However, an upper limit to “meaningful” values of the crystal thickness is set by the dechanneling, i.e., by the fact that, due to multiple Coulomb scattering with the atoms in the crystal, the transverse amplitude of the electron motion increases and, after a certain distance  $l_d$  (dechanneling length), the electron leaves the “channel” gen-

erated by a single atomic string [22, 23]. The term “meaningful” above thus refers to the fact that for a crystal thickness much larger than  $l_d$ , the electron will not anyway emit channeling radiation after a distance of the order of  $l_d$ . An order-of-magnitude estimate of the dechanneling length  $l_d$  for an electron initially propagating along the atomic string is given by  $l_d = (\alpha/4\pi)(|U_M|\gamma_0/m)X_0$ , where  $X_0 = [4Z^2\alpha^3n\lambda_C^2\log(183Z^{-1/3})]^{-1}$ , with  $Z$  being the crystal atomic number and  $n$  its atomic density, is the radiation length in the amorphous case [23]. In order to implement the effects of multiple scattering and of dechanneling on the electron motion, we started from the kinetic equation describing the evolution of the transverse velocity with respect to time, which can be approximated as a Fokker-Planck equation with diffusion coefficient  $D/4 = \overline{\beta_\perp^2}/4L$ , where  $\overline{\beta_\perp^2} = (4\pi/\alpha)L/\gamma_0^2X_0$  and  $L$  is the thickness of the crystal [22, 23] (note that the dechanneling length corresponds to the thickness obtained by equating the quantity  $\sqrt{2\overline{\beta_\perp^2}}$  with the Lindhard critical angle  $\theta_c = \sqrt{2|U_M|/\varepsilon_0}$ ). Based on the equivalence between the Fokker-Planck kinetic equation and a single-particle stochastic equation [32], we have added the stochastic term  $d\beta_{\perp,s} = \sqrt{D/2}d\mathbf{S}_t$  to the equation of motion for the transverse velocity  $\beta_\perp$  of the electron, where  $\mathbf{S}_t$  is the vector stochastic variable corresponding to the Wiener process and having the dimension of the square root of time [32]. Each spectrum has then been obtained by averaging over five spectra, every one being obtained with an independent sequence of random numbers corresponding to the stochastic variable  $\mathbf{S}_t$ . We point out that the diffusion coefficient  $D$  corresponds to the amorphous case, whereas the electrons within a disk of radius  $u_\perp \approx 0.04 \text{ \AA}$  and centered on a string, with  $u_\perp$  being the average thermal vibration amplitude on the plane perpendicular to the string, would see a relatively high nuclear density and would dechannel at distances significantly smaller than  $l_d$ . In order to include the effect of the higher nuclear density in the vicinity of the strings, we have followed Ref. [33] and we have multiplied the diffusion coefficient  $D$  by the enhancing factor  $P(\mathbf{r}) = (s/\pi u_\perp^2) \exp(-\rho^2/u_\perp^2)$ , where  $s = 1/nd = 1.6 \text{ \AA}^2$  is the area for each string, with  $n = 1.77 \times 10^{23} \text{ cm}^{-3}$  for diamond and  $d = a = 3.57 \text{ \AA}$  being the distance between two atoms in a string, and where  $\rho$  is the distance of the electron from the closest string.

In Fig. 3 three single-electron energy spectra

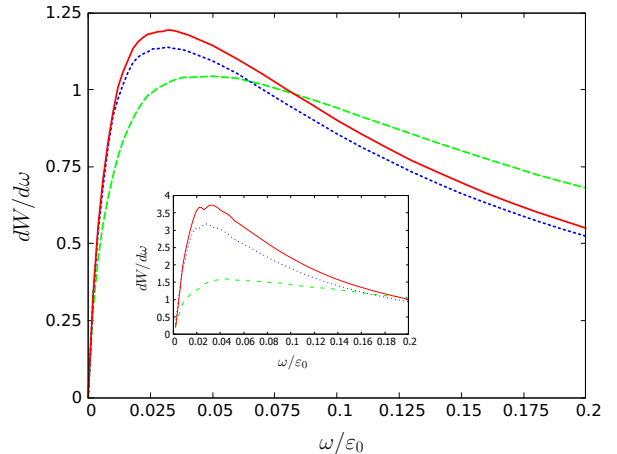


Figure 3: (Color online) Radiation energy spectra for numerical parameters given in the text without RR (dashed green curve), with RR excluding the derivative term in the LL equation (dotted blue curve), and with RR including the derivative term in the LL equation (continuous red curve). The inset shows the corresponding spectra without multiple scattering.

$dW/d\omega$  are shown as a function of  $\omega/\varepsilon_0$ , with  $\omega$  being the emitted radiation angular frequency, and for a crystal thickness of  $L \approx l_d/3 = 0.55 \text{ mm}$ . In order to test specifically the importance of the derivative term in the LL equation (2), we show the spectrum without RR terms (dashed green curve), with RR terms except the derivative one (dotted blue curve), and with all RR terms (continuous red curve). The inset shows the corresponding spectra without the inclusion of multiple scattering. The spectra are calculated by integrating the differential spectrum [1]

$$\frac{dW}{d\omega d\Omega} = \frac{e^2}{4\pi^2} \left| \int_{-\infty}^{\infty} dt \frac{\mathbf{n} \times [(\mathbf{n} - \boldsymbol{\beta}) \times \dot{\boldsymbol{\beta}}]}{(1 - \mathbf{n} \cdot \boldsymbol{\beta})^2} e^{i\omega(t - \mathbf{n} \cdot \mathbf{r})} \right|^2 \quad (7)$$

with respect to the solid angle  $\Omega$  along the observation direction  $\mathbf{n}$  (see also [34] for details) and by integrating numerically either the Lorentz equation or the LL equation along the whole electron trajectory. The Lorentz equation corresponds to the dashed green curve and the LL equation to the dotted blue curve (without the derivative term) and to the continuous red curve (with the derivative term). For the considered numerical parameters, the local constant crossed field approximation [23], which requires  $\langle K(t) \rangle \gg 1$ , where  $\langle K(t) \rangle = \sqrt{2\langle \gamma^2(t) \beta_\perp^2(t) \rangle}$  is the average Free-Electron Laser (FEL) parameter, with  $\langle f(t) \rangle = L^{-1} \int_0^L dt f(t)$ , cannot be applied

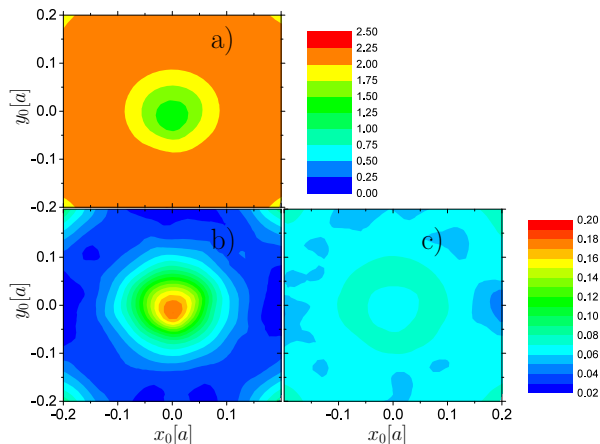


Figure 4: (Color online) The average FEL parameter  $\langle K(t) \rangle$  with RR (part a) and the average electric field  $\langle \chi(t) \rangle$  experienced by the electron in units of  $E_{cr}$  without (part b) and with (part c) RR as functions of the initial transverse coordinates of the electron (a crystal atomic string is at the origin of the coordinates). The numerical parameters are the same as in Fig. 3.

here. In fact, as it can be seen in Fig. 4a, where for the sake of simplicity multiple scattering is ignored, it turns out that for the above numerical parameters it is  $\langle K(t) \rangle \lesssim 1$ . Going back to Fig. 3, the main effect of RR is to increase the radiation yield at low frequencies and the derivative term in the LL equation enhances this effect. The resulting lowering of the average emitted radiation frequency can be understood qualitatively as RR effects tend to reduce the electron energy and the average electric field experienced by the electron. The reduction of the average electric field experienced by the electron, corresponding to the parameter  $\langle \chi(t) \rangle$  is not obvious because RR also induces a cooling effect in the transverse motion (see, e.g. Fig. 1) which, for some values of the initial electron's position, might let the electron spend more time in regions where the electric field is large. In Figs. 4b and 4c we show the quantity  $\langle \chi(t) \rangle$  as a function of  $x_0$  and  $y_0$  without RR (Fig. 4b) and with RR (Fig. 4c) and, again, ignoring multiple scattering for simplicity (as it can be seen from Fig. 3 multiple scattering does not alter qualitatively the effects of RR). Although, for some values of  $x_0$  and  $y_0$  RR indeed induces an increase of  $\langle \chi(t) \rangle$ , for those initial conditions closer to the atomic string and corresponding to the largest values of  $\langle \chi(t) \rangle$ , RR induces a reduction. It is worth mentioning here that RR effects are most important at the peak of the emission spectrum corresponding to photon energies of the order of  $0.025 \varepsilon_0$ , where

quantum effects are safely negligible. The enhancement of RR effects due to the derivative term in the LL equation can be qualitatively understood going back to the simplified model in Section 2 and by noticing that the derivative  $dF_x/dx$  is largest at small  $x$ , where  $dF_x/dx > 0$ , such that the corresponding term in Eq. (3) acts as an additional “cooling” term.

It is also worth observing that multiple scattering with the nuclei tends to increase the transverse electron energy. As expected, this “heating” effect, on the one hand decreases the overall emission yield and, on the other hand, also suppresses the cooling effect due to RR (see Fig. 3). However, Fig. 3 shows that for the chosen numerical parameters, the effects of RR and in particular of the derivative term in the LL equation are still sizable, although detecting the latter experimentally may prove to be challenging.

Finally, on the one hand, our numerical model including the effect of multiple atomic strings on the electron motion takes into account automatically the radiation by dechanneled electrons in the corresponding potential. On the other hand, it can be checked that the contribution  $dW_{IB}/d\omega$  of incoherent bremsstrahlung to the emission spectrum for the numerical example in Fig. 3 is negligible. In fact, starting from the Bethe-Heitler cross section (see e.g. Eq. (27) in [24]), it can be seen that in the region  $\omega \ll \varepsilon_0$ , the function  $dW_{IB}/d\omega$  is approximately constant and

$$\frac{dW_{IB}}{d\omega} \approx \frac{16}{3} Z^2 \alpha^3 n \lambda_C^2 L \log(183 Z^{-1/3}) = \frac{4}{3} \frac{L}{X_0}. \quad (8)$$

By plugging the numerical parameters corresponding to the plots in Fig. 3, one obtains that  $dW_{IB}/d\omega \approx 5 \times 10^{-3}$ . In addition, we have ensured that by also accounting for the higher nuclear density experienced by the electrons close to the atomic strings at channeling than in an amorphous medium, the effect of incoherent bremsstrahlung is still negligible. In fact, following [33], this amounts in multiplying the quantity  $dW_{IB}/d\omega$  by the enhancing factor  $\langle P(\mathbf{r}(t)) \rangle$ . We have ensured that, by including the effects of RR and of multiple scattering, the quantity  $\langle P(\mathbf{r}(t)) \rangle$  is typically smaller than 10 for almost all initial conditions as in Fig. 4 and that its average value with respect to the initial conditions is typically less than 3.

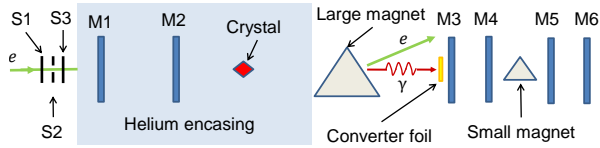


Figure 5: Sketch of a possible experimental setup (top view). S1-S3 denote scintillators and M1-M6 denote position-sensitive MIMOSA detectors [35].

## 5. Experimental considerations

Measurement of the spectra in Fig. 3 is possible using a setup as shown in Fig. 5. After passing the scintillators S1-S3, the electrons go through two position-sensitive MIMOSA detectors M1 and M2 [35] encased in Helium to reduce multiple scattering, in order to determine their incoming angle [36]. By deflecting the charged particles outgoing from the crystal via the large magnet, only the emitted photons hit a converter foil to produce electron-positron pairs. By measuring the energy of the pairs employing the small magnet, the energy of the photons can be determined. The case considered here of electrons initially moving along the atomic string is a reasonable approximation as long as the electrons impinge with angles to the atomic string on a scale of order of or smaller than the Lindhard critical angle  $\theta_c$ . Electrons with an angular divergence comparable to  $\theta_c$  can indeed be achieved at the CERN SBA [37]. The spectrum including RR in the inset in Fig. 3 corresponds to each electron emitting approximately 4.4 photons capable of pair production in the converter foil. In order to avoid pileup and obtain single-photon spectra, the converter foil should have correspondingly a thickness smaller than about one fifth of the radiation length. In the region around the peak of the red curve in the inset in Fig. 3 where  $dW/d\omega > 1$  about 3.5 photons are emitted. In order to resolve the peak in 200 bins with  $10^4$  counts in each bin corresponding to an uncertainty of 1%, which would allow to discriminate among the three higher peaks of the curves in the inset in Fig. 3, would thus require about  $2.9 \times 10^6$  electrons. At the CERN SBA a rate of 2000 electrons per minute can be achieved implying a measurement time of about 24 hours.

## 6. Conclusions

In conclusion, we have demonstrated that the predictions of the LL equation can be feasibly tested

experimentally by measuring the channeling radiation emitted by ultra-relativistic electrons impinging onto a diamond crystal slab. The required experimental conditions are available at the CERN SBA beamlines. Most importantly, the effects of the derivative term in the LL equation are shown to affect the emission spectra much more than in previous proposals based on intense lasers fields although the measurability of such effects may be challenging. In this respect, we point out that the present one represents the first investigation on testing the LL equation in aligned crystals and a more complete and quantitatively precise study would include other effects than those already considered here as the incidence angle of the electrons or the efficiency and the resolution of the detectors.

## References

### References

- [1] J. D. Jackson, *Classical Electrodynamics*, Wiley, New York, 1975.
- [2] M. Abraham, *Theorie der Elektrizität*, Teubner, Leipzig, 1905.
- [3] H. A. Lorentz, *The Theory of Electrons*, Teubner, Leipzig, 1909.
- [4] P. A. M. Dirac, *Proc. R. Soc. London, Ser. A* 167 (1938) 148.
- [5] L. D. Landau, E. M. Lifshitz, *The Classical Theory of Fields*, Elsevier, Oxford, 1975.
- [6] A. O. Barut, *Electrodynamics and Classical Theory of Fields and Particles*, Dover Publications, New York, 1980.
- [7] F. V. Hartemann, *High-Field Electrodynamics*, CRC Press, Boca Raton, 2001.
- [8] F. Rohrlich, *Classical Charged Particles*, World Scientific, Singapore, 2007.
- [9] R. T. Hammond, *Electron. J. Theor. Phys.* 7 (2010) 221.
- [10] A. Di Piazza, C. Müller, K. Z. Hatsagortsyan, C. H. Keitel, *Rev. Mod. Phys.* 84 (2012) 1177.
- [11] D. A. Burton, A. Noble, *Contemp. Phys.* 55 (2014) 110.
- [12] H. Spohn, *Europhys. Lett.* 50 (2000) 287.
- [13] V. S. Krivitskii, V. N. Tsytovich, *Sov. Phys. Usp.* 34 (1991) 250.
- [14] A. Ilderton, G. Torgrimsson, *Phys. Lett. B* 725 (2013) 481.
- [15] A. G. R. Thomas, C. P. Ridgers, S. S. Bulanov, B. J. Griffin, S. P. D. Mangles, *Phys. Rev. X* 2 (2012) 041004.
- [16] A. Gonoskov, A. Bashinov, I. Gonoskov, C. Harvey, A. Ilderton, A. Kim, M. Marklund, G. Mourou, A. Sergeev, *Phys. Rev. Lett.* 113 (2014) 014801.
- [17] N. Kumar, K. Z. Hatsagortsyan, C. H. Keitel, *Phys. Rev. Lett.* 111 (2013) 105001.
- [18] M. Tamburini, C. H. Keitel, A. Di Piazza, *Phys. Rev. E* 89 (2014) 021201.
- [19] A. Zhidkov, S. Masuda, S. S. Bulanov, J. Koga, T. Hosokai, R. Kodama, *Phys. Rev. ST Accel. Beams* 17 (2014) 054001.

- [20] T. Heinzl, C. Harvey, A. Ilderton, M. Marklund, S. S. Bulanov, S. Rykovanov, C. B. Schroeder, E. Esarey, W. P. Leemans, *Phys. Rev. E* 91 (2015) 023207.
- [21] X. Artru, M. Chevallier, *Rad. Eff. Def. in Solids* 130 (1994) 415.
- [22] A. I. Akhiezer, N. F. Shul'ga, *High-Energy Electrodynamics in Matter*, Gordon and Breach Publishers, Amsterdam, 1996.
- [23] V. N. Baier, V. M. Katkov, V. M. Strakhovenko, *Electromagnetic Processes at High Energies in Oriented Single Crystals*, World Scientific, Singapore, 1998.
- [24] U. I. Uggerhøj, *Rev. Mod. Phys.* 77 (2005) 1131.
- [25] H. Wiedemann, *Synchrotron Radiation*, Springer, Berlin, 2003.
- [26] X. Artru, G. Bignon, T. Qasmi, *Probl. At. Sci. Tech.* 6 (2001) 98.
- [27] X. Artru, G. Bignon, *Electron-Photon Interaction in Dense Media*, Vol. 49 of NATO Science Series II, Kluwer Academic Publishers, Dordrecht, 2002.
- [28] C. Teitelboim, *Phys. Rev. D* 1 (1969) 1572.
- [29] C. Teitelboim, *Phys. Rev. D* 2 (1970) 1763.
- [30] I. V. Sokolov, *JETP* 16 (2009) 207.
- [31] P. A. Doyle, P. S. Turner, *Acta Cryst.* A24 (1968) 390.
- [32] C. Gardiner, *Stochastic Methods: A Handbook for the Natural and Social Sciences*, Springer, Berlin, 2009.
- [33] V. V. Beloshitskii, M. A. Kumakhov, *Sov. Phys. JETP* 55 (1982) 265.
- [34] T. N. Wistisen, *Phys. Rev. D* 90 (2014) 125008.
- [35] M. Winter, *Nucl. Instr. Meth. A* 623 (2010) 192.
- [36] K. Kirsebom, U. Mikkelsen, E. Uggerhøj, K. Elsener, S. Ballestrero, P. Sona, S. Connell, J. Sellschop, Z. Vi-lakazi, *Nucl. Instr. Meth. B* 174 (2001) 274.
- [37] Secondary Beams and Areas (SBA), <http://sba.web.cern.ch/sba/> (2014).