

Light stops, blind spots, and isospin violation in the MSSM

Andreas Crivellin,^{1,2} Martin Hoferichter,^{3,4,2}
Massimiliano Procura,^{5,2} and Lewis C. Tunstall²

¹*CERN Theory Division, CH-1211 Geneva 23, Switzerland*

²*Albert Einstein Center for Fundamental Physics, Institute for Theoretical Physics,
University of Bern, Sidlerstrasse 5, CH-3012 Bern, Switzerland*

³*Institut für Kernphysik, Technische Universität Darmstadt, D-64289 Darmstadt, Germany*

⁴*ExtreMe Matter Institute EMMI, GSI Helmholtzzentrum für
Schwerionenforschung GmbH, D-64291 Darmstadt, Germany*

⁵*Fakultät für Physik, Universität Wien,
Boltzmannngasse 5, A-1090 Vienna, Austria*

Abstract

In the framework of the MSSM, we examine several simplified models where only a few superpartners are light. This allows us to study WIMP–nucleus scattering in terms of a handful of MSSM parameters and thereby scrutinize their impact on dark matter direct-detection experiments. Focusing on spin-independent WIMP–nucleon scattering, we derive simplified, analytic expressions for the Wilson coefficients associated with Higgs and squark exchange. We utilize these results to study the complementarity of constraints due to direct-detection, flavor, and collider experiments. We also identify parameter configurations that produce (almost) vanishing cross sections. In the proximity of these so-called blind spots, we find that the amount of isospin violation may be much larger than typically expected in the MSSM. This feature is a generic property of parameter regions where cross sections are suppressed, and highlights the importance of a careful analysis of the nucleon matrix elements and the associated hadronic uncertainties. This becomes especially relevant once the increased sensitivity of future direct-detection experiments corners the MSSM into these regions of parameter space.

I. INTRODUCTION

Establishing the microscopic nature of Dark Matter (DM) is one of the central, open questions in cosmology and particle physics. In the context of cold nonbaryonic DM, the prevailing paradigm is based on weakly interacting massive particles (WIMPs), and extensive theoretical and experimental resources have been devoted towards identifying viable candidates and developing methods to detect them. One of the most studied WIMPs arises in the Minimal Supersymmetric Standard Model (MSSM), where an assumed R -parity ensures that the lightest superpartner (LSP) is a stable neutralino χ composed of bino \tilde{B} , wino \tilde{W} , and Higgsino \tilde{H} eigenstates. The mass of the LSP is expected to lie in the range of tens to hundreds of GeV.

In its general form, however, the MSSM contains more than 100 parameters, most of which are tied to the hidden sector which breaks supersymmetry (SUSY) at some scale M_{SUSY} . Since these parameters are unknown *a priori*, it is necessary to restrict the dimensionality of the parameter space in order to obtain a predictive framework with which to undertake phenomenological analyses. One way to achieve this is to adopt a specific mechanism that describes high-scale SUSY-breaking in terms of a small number of parameters. For example, the constrained MSSM (CMSSM) with minimal supergravity [1–4] only involves five free parameters, but faces increasing tension [5–12] with the non-observation of superpartners at the LHC experiments and other observables like the measured Higgs mass and anomalous magnetic moment of the muon. Alternatively, one can remain agnostic about the features of SUSY-breaking and incorporate data-driven constraints, as in e.g. the p(henomenological)MSSM [13, 14], where only 19 free parameters are used to capture the essential features of weak-scale SUSY.

In both approaches, long computational chains involving spectrum generators, the calculation of decay rates, or the DM relic abundance are typically required in order to explore the relevant parameter space. This strategy has been used extensively for the CMSSM [5–12] and pMSSM [15–18] to analyze χ -nucleon scattering and impose limits from current DM direct-detection experiments such as SuperCDMS [19], XENON100 [20], and LUX [21], as well as upcoming proposals like XENON1T [22], LUX-ZEPLIN (LZ) [23], and SuperCDMS SNOLAB [24]. While these parameter scans allow one to gain useful information about the status of the theory in light of global fits, they generally hinder attempts to clearly identify which contributions associated with the underlying theory parameters can have the greatest impact on a signal of interest. An *analytical* understanding of the underlying parameter space can instead be obtained in the context of so-called simplified models, defined¹ [30] to be minimal theories of weak-scale SUSY where all but a handful of the superpartners relevant for DM phenomenology are decoupled from the spectrum.

For spin-independent (SI) χ -nucleon scattering, the choice of simplified model is guided by the dominant contributions to the cross section, namely, Higgs and squark exchange [31–36]. To date, the focus has largely concerned the role of the Higgs sector, both in the decoupling limit where a single SM-like Higgs h is present in the spectrum [30, 37], or in the

¹ For a definition of “simplified models” in the context of LHC searches, see [25–29].

more general case [38, 39] where the heavier CP -even Higgs H is included. This focus is chiefly motivated by the fact that current bounds on the masses of gluinos and (degenerate) squarks of the first two generations are larger than about 1 TeV [40, 41], and so their contribution to the SI cross section can be safely ignored.²

However, the decoupling of third-generation squarks—especially stops—upsets the main motivation behind the MSSM, namely, its ability to stabilize the electroweak scale $v \simeq 174$ GeV against loop corrections in a technically natural fashion [46–51]. In other words, if naturalness is to remain a useful criterion with which to constrain the MSSM parameter space, then the spectrum should (minimally) include light stops $\tilde{t}_{1,2}$ and—due to $SU(2)_L$ invariance—a left-handed sbottom \tilde{b}_L [46, 52–54]. While the search for top and bottom squarks remains a primary focus of the LHC experiments, their impact on DM direct-detection limits has not been explored in detail.

The purpose of this paper is to present an analytical scheme which allows one to successively include those states which are most relevant for naturalness and DM direct detection. In particular, we consider a bino-like LSP and derive simplified, analytic expressions for the Wilson coefficients associated with SI scattering. We examine in detail the contributions from Higgs and third-generation squark exchange, and study the interplay of collider, flavor, and DM constraints. As in previous analyses of the Higgs sector [30, 37–39], our scheme allows us to identify so-called blind spots in parameter space, where the SI cross section is strongly suppressed by either a particular set of parameters [30, 37], or destructive interference [38, 39] in the scattering amplitude. This effect was first identified numerically through a scan of the CMSSM parameter space [55–57], while lower bounds on the χ -nucleon cross sections were first discussed in [58] for both the CMSSM and a generalized MSSM framework. A key feature of our analysis is that in the vicinity of blind spots, the amount of isospin violation may be much larger than typically expected for the MSSM [59].³ In order to account for isospin-violating effects originating from the nucleon matrix elements of the scalar quark currents, we use the formalism developed in [66], which provides an accurate determination of the hadronic uncertainties.

The paper is organized as follows. In Sec. II we establish our notation for χ -nucleus scattering and comment on the differing treatments [59, 66, 67] of the nucleon scalar matrix elements found in the literature. The leading MSSM contributions to the Wilson coefficients are then identified using a systematic expansion in v/M_{SUSY} which generates simplified analytic expressions for the Wilson coefficients associated with Higgs and squark exchange. Section III examines four simplified models, where, driven by naturalness, we successively include the most relevant particles as active degrees of freedom. In each case, we discuss the conditions for blind spots and examine the amount of isospin violation allowed by current and projected limits from SI DM scattering. Our analysis shows that the absence of DM

² However, for non-degenerate squarks [42, 43] the constraints from FCNCs are satisfied [44], and the collider bounds are significantly weakened [45]. In this case, contributions from the first two generations could also be important for SI χ -nucleon scattering.

³ Large isospin violation has been put forward as a mechanism to reconcile contradictory DM direct-detection signal claims and null observations [60–65].

signals pushes the MSSM into regions of parameter space where isospin-violating effects are likely to become relevant.

II. THEORETICAL PRELIMINARIES

A. Spin-independent neutralino–nucleus cross section: scalar matrix elements

We start by providing some definitions for the elastic scattering of the lightest neutralino χ off a species of nucleus $\mathcal{N} = \frac{A}{Z}X$, where Z and A denote the atomic and mass numbers respectively. Typically, the dependence of the cross section on the small momentum transfer is assumed to be described by nuclear form factors. At zero momentum transfer and for one-body currents only, the cross section for $\chi\mathcal{N} \rightarrow \chi\mathcal{N}$ is given by

$$\sigma_{\text{SI}} = \frac{4\mu_\chi^2}{\pi} [Zf_p + (A - Z)f_n]^2. \quad (1)$$

Here, $\mu_\chi = m_\chi m_{\mathcal{N}} / (m_\chi + m_{\mathcal{N}})$ is the reduced mass of the χ - \mathcal{N} system, while f_p and f_n are effective (zero-momentum) SI couplings of the LSP to the proton and neutron respectively.

For nucleons N , the χ - N couplings f_N are defined by

$$\frac{f_N}{m_N} = \sum_{q=u,d,s} f_q^N C_q + f_Q^N \sum_{q=c,b,t} C_q, \quad N = p \text{ or } n, \quad (2)$$

where C_q is the Wilson coefficient of the scalar operator $\bar{m}_q \bar{\chi} \chi \bar{q} q$ with running quark mass \bar{m}_q , and

$$m_N f_q^N = \langle N | \bar{m}_q \bar{q} q | N \rangle, \quad f_Q^N = \frac{2}{27} (1 - f_u^N - f_d^N - f_s^N). \quad (3)$$

The coefficients f_q^N can be interpreted as the fraction of the nucleon mass generated by the respective quark scalar current and are often referred to as nucleon scalar couplings. In the framework adopted in (3), the heavy quarks c, b, t are integrated out, so that, via the trace anomaly [68–71] of the QCD energy-momentum tensor, their scalar coefficients f_Q^N can be expressed in terms of the light-quark ones [35]. As shown by Drees and Nojiri [72], this procedure fails if the squarks are sufficiently light, and in Sec. II we discuss the necessary modifications to (2) which account for the exact one-loop result.

We note that (3) holds at leading order in α_s : in the case of the charm quark, this may not be sufficiently accurate, so that either higher-order corrections [73–75] or a non-perturbative determination on the lattice could become mandatory. Similarly, corrections to the single-nucleon picture underlying (1) in the form of two-nucleon currents can be systematically taken into account using effective field theory [64, 65, 76, 77]. In this paper, we use (1) and (3) to investigate the amount of isospin violation that can be generated within several simplified models, given the hadronic uncertainties of the single-nucleon coefficients f_q^N for the light quarks u, d, s .

Traditionally, the scalar matrix elements of the light quarks have been determined from a combination of chiral $SU(3)_L \times SU(3)_R$ perturbation theory (χPT_3) and phenomenological

input inferred from the pion–nucleon σ -term $\sigma_{\pi N}$ and the hadron mass spectrum [55, 59, 64, 78]. A central feature of this approach is that the up- and down-quark coefficients $f_{u,d}^N$ are reconstructed from two three-flavor quantities: the so-called strangeness content of the nucleon

$$y = \frac{2\langle N|\bar{s}s|N\rangle}{\langle N|\bar{u}u + \bar{d}d|N\rangle} = \frac{2f_s^N/\bar{m}_s}{f_u^N/\bar{m}_u + f_d^N/\bar{m}_d}, \quad (4)$$

and another parameter

$$z = \frac{\langle N|\bar{u}u - \bar{s}s|N\rangle}{\langle N|\bar{d}d - \bar{s}s|N\rangle} = \frac{f_u^N/\bar{m}_u - f_s^N/\bar{m}_s}{f_d^N/\bar{m}_d - f_s^N/\bar{m}_s} \quad (5)$$

that is related to isospin violation. As a result, the inherent uncertainties of χPT_3 (typically of order 30%) propagate to the two-flavor sector. Furthermore, z is usually extracted from a leading-order fit to baryon masses [79], and this compounds the problem of obtaining reliable uncertainty estimates.

For the up- and down-quark coefficients $f_{u,d}^N$, these problems can be circumvented by using the two-flavor theory χPT_2 directly, thus avoiding the three-flavor expansion in the first place [66]. Starting from the χPT_2 expansion of the nucleon mass at third chiral order and including the effects due to strong isospin violation, one finds

$$\begin{aligned} f_u^N &= \frac{\sigma_{\pi N}(1 - \xi)}{2m_N} + \Delta f_u^N, & f_d^N &= \frac{\sigma_{\pi N}(1 + \xi)}{2m_N} + \Delta f_d^N, \\ \Delta f_u^p &= (1.0 \pm 0.2) \times 10^{-3}, & \Delta f_u^n &= (-1.0 \pm 0.2) \times 10^{-3}, \\ \Delta f_d^p &= (-2.1 \pm 0.4) \times 10^{-3}, & \Delta f_d^n &= (2.0 \pm 0.4) \times 10^{-3}, \end{aligned} \quad (6)$$

where the σ -term is defined as $\sigma_{\pi N} \equiv \langle N|\hat{m}(\bar{u}u + \bar{d}d)|N\rangle$, averaged over proton and neutron, $\hat{m} = (\bar{m}_u + \bar{m}_d)/2$, and

$$\xi = \frac{\bar{m}_d - \bar{m}_u}{\bar{m}_d + \bar{m}_u} = 0.36 \pm 0.04 \quad (7)$$

is taken from [80].

For the present work, one particularly important aspect of the χPT_2 approach [66] is that isospin violation can be rigorously accounted for, including uncertainty estimates. This aspect can be nicely illustrated by considering the differences

$$f_u^p - f_u^n = (1.9 \pm 0.4) \times 10^{-3} \quad \text{and} \quad f_d^p - f_d^n = (-4.1 \pm 0.7) \times 10^{-3}, \quad (8)$$

wherein the terms $\sigma_{\pi N}(1 \pm \xi)/2m_N$ from (6) cancel.⁴ Using the χPT_3 approach, these differences are overestimated by roughly a factor of 2, as in e.g. [67]:

$$f_u^p - f_u^n = 4.3 \times 10^{-3}, \quad f_d^p - f_d^n = -8.2 \times 10^{-3}. \quad (9)$$

⁴ The chiral expansion of the nucleon mass difference $m_p - m_n$ is known to have a large chiral logarithm at fourth order, with coefficient $(6g_A^2 + 1)/2 \approx 5$ [81, 82]. We have checked that including this logarithm in the analysis leads to changes of the $\Delta f_{u,d}^N$ well within the uncertainties given in (6).

Alternatively, one could introduce further measures of isospin violation like $f_u^p - f_d^n$ and $f_u^n - f_d^p$ (motivated by the quark-model picture of the nucleon), but these combinations depend on the specific value of $\sigma_{\pi N}$. In the isospin-conserving limit, all up- and down-coefficients obtained from the chiral expansion of the nucleon mass become equal $f_u^p = f_u^n = f_d^p = f_d^n = \sigma_{\pi N}/2m_N$, so that the relations $f_u^p = f_d^n$ and $f_u^n = f_d^p$ are fulfilled.

Ultimately, the quantities relevant for the direct-detection cross section are the parameters defined in (2), after multiplication by the Wilson coefficients and summing over quark flavors. In particular, the cross section (1) may be rewritten as

$$\sigma_{\text{SI}} = \frac{4\mu_\chi^2}{\pi} f_p^2 \left[A + (A - Z) \left(\frac{f_n}{f_p} - 1 \right) \right]^2, \quad (10)$$

so that the departure of f_n/f_p from unity emerges as a convenient measure of isospin violation. In this context, care has to be taken in interpreting the limits on the WIMP–*nucleon* cross section $\sigma_{\text{SI}}^{p,n}$ given by experimental collaborations. Indeed, these are generally extracted via the relation

$$\sigma_{\text{SI}} = \sigma_{\text{SI}}^N \left(\frac{\mu_\chi}{\mu_N} \right)^2 A^2, \quad (11)$$

where μ_N is the reduced mass of the χ –nucleon system. We stress that σ_{SI}^p in (11) can be identified with the SI χ –proton cross section only under the *assumption* $f_n \simeq f_p$. If isospin-violating effects are large, it is natural to compare against the χ –nucleus cross section (1) directly, and (11) indicates how the experimental limits are to be rescaled.

In general, the effects of isospin violation depend on the target nucleus. For the mass range $m_\chi \simeq 50\text{--}1000$ GeV considered in most of our analysis (Sec. III), the strongest limits on SI χ –nucleon scattering are currently set by LUX [21]. In the context of isospin violation, this prompts us to focus on the projected reach of upcoming xenon-based experiments like XENON1T [22] and LZ [23]. However, this raises the question whether other experiments like SuperCDMS SNOLAB [24] (based on germanium) can be used to place complementary constraints on f_n/f_p . To quantify the difference between xenon-based constraints and other nuclei, consider the f_n/f_p dependence of the ratio

$$R_{\mathcal{N}} = \frac{\sigma_{\text{SI}}^{\text{Xe}}}{\sigma_{\text{SI}}^{\mathcal{N}}} \left(\frac{\mu_\chi^{\mathcal{N}} A_{\mathcal{N}}}{\mu_\chi^{\text{Xe}} A_{\text{Xe}}} \right)^2, \quad (12)$$

normalized such that $R_{\mathcal{N}} = 1$ in the isospin-conserving limit. For SI scattering off argon and germanium, the result is shown in Fig. 1, where we observe a maximum difference of around 10% for f_n/f_p much larger or smaller than unity. In the simplified models considered in Sec. III, the difference between f_n and f_p is generated entirely by SM quantities, so the improved limits offered by e.g. SuperCDMS SNOLAB are limited to the percent level. Moreover, the location of blind spots is determined by the condition $f_{n,p} \simeq 0$, so neither the blind spot nor the uncertainty on f_n/f_p depends significantly on the atomic/mass numbers of the nuclear target.

The crucial input quantity $\sigma_{\pi N}$ is not yet precisely determined: in Sec. III we show the dependence on this parameter explicitly in the case of generic Higgs exchange, and

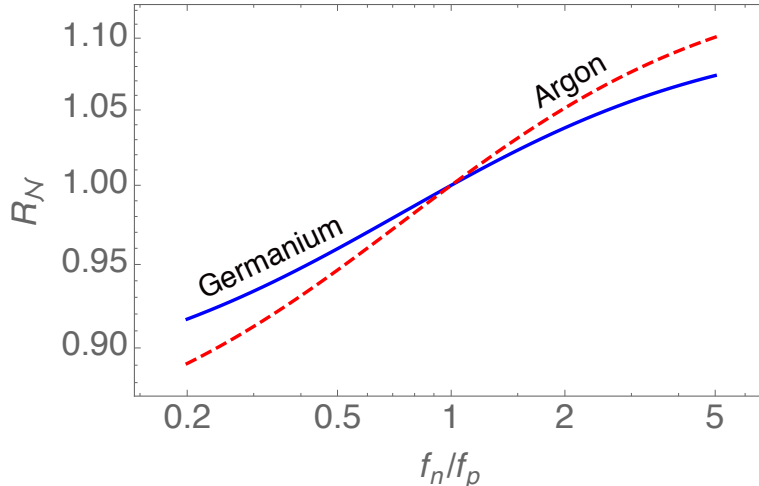


FIG. 1: Relative difference $R_{\mathcal{N}}$ (defined in (12)) between xenon and other nuclear targets \mathcal{N} as a function of the isospin violation measure f_n/f_p . The dashed line in red shows the comparison against $\mathcal{N} = \text{germanium}$, while the solid blue line corresponds to the $\mathcal{N} = \text{argon}$ comparison.

later fix its central value to $\sigma_{\pi N} = 50 \text{ MeV}$ for illustrative purposes. The need for a precise determination of $\sigma_{\pi N}$ has triggered many ongoing efforts, including lattice-QCD calculations at (nearly) physical values of the pion mass; see [67, 83–85] for a compilation of recent results and improved phenomenological analyses. The challenge in the phenomenological approach, i.e. extracting $\sigma_{\pi N}$ from πN scattering, lies in controlling the required analytic continuation of the isoscalar πN amplitude into the unphysical region [86], which might even be sensitive to isospin-breaking corrections [87, 88]. This analytic continuation can be stabilized with the help of the low-energy data that have become available in recent years thanks to accurate pionic-atom measurements [89, 90], leading to a precise extraction of the πN scattering lengths [91, 92]. A systematic analysis of πN scattering based on this input as well as constraints from unitarity, analyticity, and crossing symmetry along the lines of [93–95] will help clarify the situation concerning the phenomenological determination of $\sigma_{\pi N}$ [96–98].

In our numerical analysis, we compare three different methods used to determine the scalar couplings f_q^N and their uncertainties:

- **Method 1:** Based on χPT_2 [66], with $f_{u,d}^N$ determined from (6) and f_s^N from lattice QCD. It is well known [99] that the χ -nucleon cross section is sensitive to the value of f_s^N . In our analysis we adopt the lattice average from [85]:

$$f_s^N = 0.043 \pm 0.011. \quad (13)$$

- **Method 2:** Corresponds to the traditional χPT_3 approach [55, 59, 64, 78], where $f_{u,d}^N$ and f_s^N are determined via the three-flavor quantities y and z . In this approach, the strange-quark scalar matrix element is defined via

$$f_s^N = \frac{\sigma_{\pi N}}{2m_N} \frac{\bar{m}_s}{\hat{m}} y, \quad (14)$$

where $\bar{m}_s/\hat{m} = (27.4 \pm 0.4)$ [80], the strangeness content is taken from the relation $y = 1 - \sigma_0/\sigma_{\pi N}$, with $\sigma_0 = (36 \pm 7)$ MeV [100], and $z \simeq 1.49$ is extracted from leading-order fits to the baryon mass spectrum [79]. This approach introduces uncertainties that are difficult to quantify and is sensitive to the precise value of $\sigma_{\pi N}$. The range $\sigma_{\pi N} = (50 \pm 15)$ MeV covering the determinations discussed above [83, 84, 96, 97] translates to $f_s^N = 0.2 \pm 0.2$. Even for moderate values of the σ -term, large values $f_s^N \approx 0.25$ have been inferred in this way. Such large values are incompatible with recent lattice calculations, which provide a more reliable determination of f_s^N (see (13) for a recent average). A determination of the uncertainty bands arising from this approach requires us to attach an error to z , which, as argued before, is impossible to quantify reliably. Therefore, based on general expectations for the convergence pattern in χPT_3 , we simply attach to z a 30% error.⁵

- **Method 3:** Corresponds to the implementation in MICROMEAS-4.1.2 [67] and follows the traditional approach in Method 2, but with (14) inverted so that y is a function of f_s^N . With lattice QCD input (13) for f_s^N , this method has reduced uncertainties compared with Method 2, but suffers from the fact that $f_{u,d}^N$ still depend on the three-flavor quantities y and z .

B. Simplified expressions for spin-independent scattering of bino-like dark matter

Let us now derive analytic expressions for SI χ -nucleon scattering in the MSSM. We first review the complete expressions due to tree-level Higgs and squark exchange, and then simplify them by expanding in powers of v/M_{SUSY} . For light third-generation squarks, a procedure [102] to extend our results to include the one-loop corrections [72] is discussed below.

The lightest neutralino is a linear combination of \tilde{B} , \tilde{W} , and $\tilde{H}_{u,d}$ interaction eigenstates,

$$\chi \equiv \tilde{\chi}_1^0 = Z_{11}^X \tilde{B} + Z_{21}^X \tilde{W} + Z_{31}^X \tilde{H}_d + Z_{41}^X \tilde{H}_u, \quad (15)$$

while the neutralino mass matrix is given by

$$M^\chi = \begin{pmatrix} M_1 & 0 & -\frac{1}{2}g_1 v_d & \frac{1}{2}g_1 v_u \\ 0 & M_2 & \frac{1}{2}g_2 v_d & -\frac{1}{2}g_2 v_u \\ -\frac{1}{2}g_1 v_d & \frac{1}{2}g_2 v_d & 0 & -\mu \\ \frac{1}{2}g_1 v_u & -\frac{1}{2}g_2 v_u & -\mu & 0 \end{pmatrix}. \quad (16)$$

Here M_1 (M_2) are the soft SUSY-breaking masses of the bino (wino), μ is the Higgsino mass parameter, and $v_{u,d}$ are the two Higgs $H_{u,d}$ vacuum expectation values, whose ratio v_u/v_d is denoted by $\tan \beta$. Note that while $v_{u,d}$ can be rendered real and positive by an appropriate phase redefinition of the Higgs fields, M_1 and M_2 are in general complex if the gluino mass is

⁵ This is consistent with an analysis [101] of the quark-mass dependence of octet baryons.

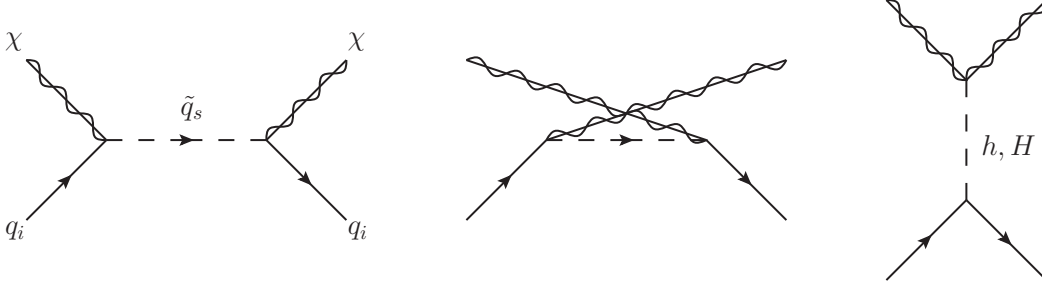


FIG. 2: Tree-level MSSM graphs which contribute to the SI cross section for χ -quark scattering.

assumed to be real (as is standard convention). The neutralino mixing in (15) is determined by the unitary matrix Z^χ which diagonalizes M^χ [103]:

$$Z_{I'I}^\chi M_{I'J'}^\chi Z_{J'J}^\chi = \delta_{IJ} m_{\tilde{\chi}_I^0}. \quad (17)$$

In the squark sector, the squared masses $m_{\tilde{q}_s}^2$ are eigenvalues of the 6×6 matrices in flavor/chirality space,

$$\begin{aligned} \mathcal{M}_u^2 &= \begin{pmatrix} V^\dagger \mathbf{m}_Q^2 V + v_u^2 \mathbf{Y}_u \mathbf{Y}_u^\dagger + g_{uL} m_Z^2 c_{2\beta} & -v_u (\mathbf{Y}_u \mathbf{A}_u + \mathbf{Y}_u \mu \cot \beta) \\ -v_u (\mathbf{A}_u^\dagger \mathbf{Y}_u^\dagger + \mathbf{Y}_u^\dagger \mu^* \cot \beta) & \mathbf{m}_U^2 + v_u^2 \mathbf{Y}_u^\dagger \mathbf{Y}_u + g_{uR} m_Z^2 c_{2\beta} \end{pmatrix}, \\ \mathcal{M}_d^2 &= \begin{pmatrix} \mathbf{m}_Q^2 + v_d^2 \mathbf{Y}_d \mathbf{Y}_d^\dagger + g_{dL} m_Z^2 c_{2\beta} & -v_d (\mathbf{Y}_d \mathbf{A}_d + \mathbf{Y}_d \mu \tan \beta) \\ -v_d (\mathbf{A}_d^\dagger \mathbf{Y}_d^\dagger + \mathbf{Y}_d^\dagger \mu^* \tan \beta) & \mathbf{m}_D^2 + v_d^2 \mathbf{Y}_d^\dagger \mathbf{Y}_d + g_{dR} m_Z^2 c_{2\beta} \end{pmatrix}. \end{aligned} \quad (18)$$

Here, the soft SUSY-breaking squark masses are \mathbf{m}_Q , \mathbf{m}_U , and \mathbf{m}_D , $\mathbf{Y}_{u,d}$ are complex Yukawa matrices, V is the CKM matrix, and we have assumed flavor universality $\mathbf{a}_q = \mathbf{Y}_q \mathbf{A}_q$ for the trilinear A -terms. We also use s and c for sine and cosine, so that $s_\beta \equiv \sin \beta$, $c_{2\beta} \equiv \cos 2\beta$, etc. The weak neutral-current couplings

$$g_q = I_3^q - e_q s_W^2 \quad (19)$$

are defined in terms of the third component of weak isospin I_3^q , electric charge e_q , and $s_W^2 \simeq 0.2231$. A unitary transformation

$$Z_{s't}^{\tilde{q}*} (\mathcal{M}_{\tilde{q}}^2)_{s't'} Z_{t't}^{\tilde{q}} = m_{\tilde{q}_s}^2 \delta_{st}, \quad (20)$$

gives the physical basis with diagonal squark mass matrices, where we adopt the convention to order the states in increasing mass. We have also defined the super-CKM basis in (18) as the one with diagonal (and in general, complex) Yukawa couplings Y_{q_i} [104].

We have now introduced the necessary ingredients to discuss χ -quark scattering in the MSSM. The tree-level contributions to the Wilson coefficients C_{q_i} are the diagrams shown in Fig. 2. For CP -conserving neutralino interactions, these amplitudes were calculated long ago in [31–35], and extended in [105] to include CP -violating effects.

In our conventions, the contributions to C_{q_i} due to squark exchange in the s - and u -channels at zero momentum transfer read⁶

$$\bar{m}_{q_i} C_{q_i}^{\tilde{q}} = \frac{1}{8} \sum_{s=1}^6 \left[\frac{1}{(m_\chi + m_{q_i})^2 - m_{\tilde{q}_s}^2 + i\epsilon} + \frac{1}{(m_\chi - m_{q_i})^2 - m_{\tilde{q}_s}^2 + i\epsilon} \right] \text{Re} \{ \Gamma_L^{q_i \tilde{q}_s^*} \Gamma_R^{q_i \tilde{q}_s} \}, \quad (21)$$

where there is no sum over i , and a pole mass m_{q_i} enters in the squark propagator. Since we work at M_{SUSY} , the running quark masses \bar{m}_{q_i} must also be evaluated at this scale. For the Higgs-exchange contribution we have⁷

$$\bar{m}_{q_i} C_{q_i}^{h,H} = \frac{1}{2} \sum_{k=1}^2 \frac{1}{m_{H_k}^2} \text{Re} \{ \Gamma_{\chi\chi}^{H_k} \} \text{Re} \{ \Gamma_{q_i q_i}^{H_k} \}, \quad (22)$$

where $H_1 \equiv H$ and $H_2 \equiv h$. We assume that $m_h \simeq 125$ GeV is the mass of the Higgs-like resonance found at the LHC [106, 107] and $m_h < m_H$. In general, the $\chi q_i \tilde{q}_s$ and $H_k^0 \chi \chi$ couplings appearing in (21) and (22) are complicated expressions involving the mixing matrices Z^χ and $Z^{\tilde{q}}$. Thus the SI cross section is typically determined numerically. However, it is known [108–110] that one can obtain analytic results by diagonalizing M^χ perturbatively⁸ in powers of v/M_{SUSY} . For complex $M_{1,2}$ and μ , one finds to leading order

$$\begin{aligned} Z_{11}^\chi &= e^{-\frac{i}{2}\phi_{M_1}} + O(v^2/M_{\text{SUSY}}^2), \\ Z_{21}^\chi &= O(v^2/M_{\text{SUSY}}^2), \\ Z_{31}^\chi &= -\frac{e^{-\frac{i}{2}\phi_{M_1}}}{\sqrt{2}} \frac{g_1 v}{|M_1|^2 - |\mu|^2} (M_1 c_\beta + \mu^* s_\beta) + O(v^2/M_{\text{SUSY}}^2), \\ Z_{41}^\chi &= \frac{e^{-\frac{i}{2}\phi_{M_1}}}{\sqrt{2}} \frac{g_1 v}{|M_1|^2 - |\mu|^2} (M_1 s_\beta + \mu^* c_\beta) + O(v^2/M_{\text{SUSY}}^2), \end{aligned} \quad (23)$$

where ϕ_{M_1} is the phase of M_1 . Note that the presence of a pole at $|M_1| = |\mu|$ has no physical meaning: it is a consequence of the fact that we assume a bino-like LSP and used non-degenerate perturbation theory to diagonalize the neutralino mass matrix.

In Appendix B, we show how (23) can be used to simplify (21) and (22) if flavor-violating effects are neglected,⁹ while allowing for non-universal A -terms and squark masses. The

⁶ We have $i = 1, 2, 3$ for generation indices and $s = 1, \dots, 6$ for squark mass eigenstates. To recover the expressions in [105], one needs to make the identification $C_{u_1}^{\tilde{q}} \leftrightarrow \alpha_{3_1}$ etc.

⁷ In principle, the CP -odd Higgs can contribute to SI χ -quark scattering if μ or the Yukawa couplings Y_{q_i} are allowed to be complex. We exclude this possibility in our numerical analysis since we take real μ and the real part of Y_{q_i} after threshold corrections are included.

⁸ For real $M_{1,2}$ and μ , the exact diagonalization of M^χ is known [111–113], although the resulting formulae are not simple.

⁹ Flavor violation in DM direct detection is strongly suppressed since the effect can only enter via double flavor changes $f \rightarrow j \rightarrow f$ which are experimentally known to be small. Furthermore, the effect of flavor off-diagonal entries can be largely absorbed by a change of the physical squark masses.

resulting expressions read

$$C_{u_i}^{\tilde{q}} = \frac{g_1^2}{8} \left[\frac{2}{9} X_{u_i} L_{u_i}^+ R_{u_i}^+ + \frac{1}{6} \frac{M_1 + \mu \cot \beta}{M_1^2 - \mu^2} (L_{u_i}^+ - 4R_{u_i}^+) \right] + (L^+, R^+) \leftrightarrow (L^-, R^-), \quad (24)$$

$$C_{d_i}^{\tilde{q}} = -\frac{g_1^2}{8} \left[\frac{1}{9} X_{d_i} L_{d_i}^+ R_{d_i}^+ + \frac{1}{6} \frac{M_1 + \mu \tan \beta}{M_1^2 - \mu^2} (L_{d_i}^+ + 2R_{d_i}^+) \right] + (L^+, R^+) \leftrightarrow (L^-, R^-), \quad (25)$$

$$C_{u_i}^{h,H} = \frac{g_1^2}{4} \frac{1}{M_1^2 - \mu^2} \left[(M_1 + \mu \cot \beta) \left(\frac{c_\alpha^2}{m_h^2} + \frac{s_\alpha^2}{m_H^2} \right) - (M_1 \cot \beta + \mu) s_\alpha c_\alpha \left(\frac{1}{m_h^2} - \frac{1}{m_H^2} \right) \right], \quad (26)$$

$$C_{d_i}^{h,H} = \frac{g_1^2}{4} \frac{1}{M_1^2 - \mu^2} \left[(M_1 + \mu \tan \beta) \left(\frac{s_\alpha^2}{m_h^2} + \frac{c_\alpha^2}{m_H^2} \right) - (M_1 \tan \beta + \mu) s_\alpha c_\alpha \left(\frac{1}{m_h^2} - \frac{1}{m_H^2} \right) \right], \quad (27)$$

where the squark mixing is defined as

$$X_{u_i} \equiv A_u^{ii} + \mu \cot \beta \quad \text{and} \quad X_{d_i} \equiv A_d^{ii} + \mu \tan \beta, \quad (28)$$

while the squark propagators are

$$S_{q_i}^\pm = \frac{1}{(m_\chi \pm m_{q_i})^2 - m_{\tilde{q}_i^S}^2 + i\epsilon} \quad \text{for } S = L \text{ or } R, \quad (29)$$

and $m_{\tilde{q}_i^L}^2$ and $m_{\tilde{q}_i^R}^2$ are the upper and lower diagonal components of the squark (mass)² matrices in (18). In deriving (26-27), we have imposed CP conservation so that the neutralino mass parameters $M_{1,2}$ and μ are real. We also take $0 < \beta < \pi/2$ and $M_{1,2} > 0$ so that both signs of μ are allowed. Expressions for C_{q_i} in the CP -violating case are provided in Appendix B.

Note that:

1. The simplified expressions in (24-25) are valid provided the squarks are sufficiently heavy, i.e. if $m_q^2 + m_\chi^2 \ll m_{\tilde{q}}^2$. This requirement is not met for light third-generation squarks, and thus (24-25) must be corrected to account for the one-loop result [72]. To do so, we follow the prescription adopted in [102] and replace all tree-level squark propagators

$$S_{q_i}^\pm \rightarrow -K(\pm, m_{q_i}, m_{\tilde{q}_i^S}, m_\chi) \quad (30)$$

in terms of a linear combination K of one-loop functions $I_i(m_\chi, m_q, m_{\tilde{q}})$,¹⁰

$$K(\alpha, m_q, m_{\tilde{q}}, m_\chi) = \frac{3}{2} m_q \left[m_q (I_1 - \frac{2}{3} m_\chi^2 I_3) - \alpha m_\chi (I_2 - \frac{1}{3} I_5 - \frac{2}{3} m_\chi^2 I_4) \right], \quad (31)$$

whose form is given in Appendix B of [72]. In the heavy squark limit, the function K agrees with $S_{q_i}^\pm$ to leading order in $m_{\tilde{q}}^{-2}$.

¹⁰ The term proportional to I_3 in (A5) of [102] is missing a factor of m_q .

2. We have made use of the tree-level relation $Y_{q_i} = \bar{m}_{q_i}/v_q$ in order to obtain (24-27). For down quarks, however, this relation can be modified by one-loop graphs which induce an effective coupling between d_i and the neutral component of H_u . These corrections [109, 110, 114–116] are non-decoupling and enhanced by a factor of $\tan \beta$.¹¹ For example, the gluino contribution at one-loop modifies the tree-level relation so that

$$Y_{d_i} = \frac{\bar{m}_{d_i}}{v_d(1 + \epsilon_i \tan \beta)}, \quad (32)$$

where $\epsilon_i \simeq -\frac{2\alpha_s}{3\pi} m_{\tilde{g}} \mu^* C_0(m_{\tilde{g}}^2, m_{\tilde{d}_i^L}^2, m_{\tilde{d}_i^R}^2)$ and

$$C_0(a^2, b^2, c^2) = \frac{b^2}{(a^2 - b^2)(c^2 - b^2)} \log \frac{a^2}{b^2} + \frac{c^2}{(a^2 - c^2)(b^2 - c^2)} \log \frac{a^2}{c^2}. \quad (33)$$

Since $\bar{m}_{q_i} C_{q_i}$ is proportional to $Y_{q_i} v_q$, we can account for (32) by a simple rescaling of the Wilson coefficients

$$C_{d_i}^{\tilde{q}, H} \rightarrow \frac{v_d Y_{d_i}}{\bar{m}_{d_i}} C_{d_i}^{\tilde{q}, H}, \quad (34)$$

where we include corrections [109, 110, 114–116] beyond the gluino loop (32). These threshold corrections feature in our analysis of heavy Higgs H and sbottom contributions (Sec. III) to the SI amplitude. Note that corrections to the light Higgs coupling $h\bar{d}d$ cancel in the relation $\bar{m}_{u_i} = Y_{u_i} v_u$.

III. SIMPLIFIED MODELS: BLIND SPOTS AND ISOSPIN VIOLATION

We now apply our analytic results (24-27) to four simplified models; each motivated by the following experimental and naturalness considerations. Firstly, the ATLAS [106] and CMS [107] experiments at the LHC have discovered a Higgs boson with SM-like properties and a mass below the upper bound $\lesssim 135$ GeV of the MSSM. Secondly, a natural resolution of the gauge hierarchy problem requires several conditions [46, 52, 53] to be met:

- In order to cancel the top-quark correction to the Higgs mass parameter $m_{H_u}^2$, top squarks must be light with masses in the sub-TeV range;
- The gluino mass must be around a TeV in order to prevent radiative corrections driving the stop masses too heavy;
- Light Higgsinos must be present in the spectrum so that tree-level electroweak symmetry breaking implies that $\mu \sim v$ is satisfied.

¹¹ In principle, large A -terms can also change the values of Y_{q_i} significantly [110, 117–120]. However, this effect drops out in the Higgs–quark–quark couplings where the effective (physical) mass enters. Furthermore, since we assume flavor-universal A -terms in our numerical analysis, the effect cannot be very large without violating vacuum stability bounds.

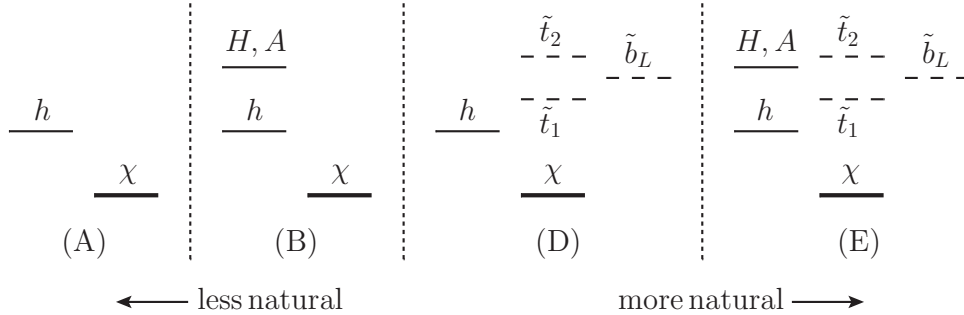


FIG. 3: Spectra of the simplified models (A-D) considered in this work. For each model, the LSP χ is assumed to be bino-like and may be accompanied by a nearly degenerate tau slepton in order to produce the observed DM relic density. The SM-like Higgs is denoted by h , while all other states are assumed to lie below 1 TeV, including Higgsinos (not shown). From left-to-right, the spectra become increasingly more natural as one includes the additional Higgs states H, A and third-generation squarks $\tilde{t}_1, \tilde{t}_2, \tilde{b}_L$. In general, χ may be heavier than h, H , and A .

It has also been observed [121] that naturalness constrains the additional Higgs bosons H, H^\pm, A to not be too heavy. Barring the gluino, the current experimental bounds on the masses of the above particles are rather weak. In contrast, the mass of the gluino and squarks of the first two generations are constrained to lie above 1 TeV. Therefore, naturalness prompts us to consider the simplified models shown in Fig. 3, where we start from a minimal, light particle spectrum necessary to have bino-like DM scattering [model (A)] and successively include as active degrees of freedom those particles which are (a) required to be light by naturalness, and (b) relevant for DM direct detection. Note that due to $SU(2)_L$ invariance, the models (C-D) involving two light stops always require a light sbottom in the spectrum. (Only if there is a single, mostly right-handed stop, can sbottoms be decoupled.)

In general, a bino-like LSP produces a DM relic density that is too large in most of the parameter space considered in Sec. III. However, the overproduction of bino-like DM in the MSSM can be diluted by either s -channel resonance exchange involving Z, h, H, A , or χ - \tilde{f} co-annihilation with a sfermion \tilde{f} that is nearly degenerate in mass with χ .¹² Both mechanisms [122] increase the annihilation cross section before thermal freeze-out and can produce the observed relic abundance. In each of the models shown in Fig. 3, the relic density constraint may be satisfied by either mechanism or, if necessary, by extending the spectrum to include a tau slepton $\tilde{\tau}$ which generates additional co-annihilations [123, 124]. Since the $\tilde{\tau}$ mass can be tuned without affecting naturalness or DM direct detection, we do not consider the DM relic density constraint in our subsequent analysis.

Similarly, we do not consider the constraint from the anomalous magnetic moment of the muon a_μ , whose world average is dominated by the Brookhaven measurement [125]. The resulting value deviates from the SM prediction by 3–4 σ , depending on the details of

¹² See e.g. [17] for a detailed analysis of these effects in the pMSSM.

the evaluation of the hadronic contributions [126, 127]. Recent developments in the evaluation of the SM prediction include: the QED calculation has been carried out at 5-loop accuracy [128], after the Higgs discovery [106, 107] the electroweak contribution is complete at two-loop order [129, 130], and hadronic corrections have been considered at third order in the fine-structure constant [131, 132]. Although an improved determination of the leading hadronic contribution, hadronic vacuum polarization, mainly requires improved data input, see [126, 133–135], the uncertainties in the subleading hadronic-light-by-light contribution have been notoriously difficult to estimate due to substantial model dependence [126, 127, 136]. Recently, data-driven techniques have been put forward to reduce the model dependence based on dispersion relations [137–140], and a first lattice calculation has become available [141]. All these efforts are motivated by two new experiments, at FNAL [142] and J-PARC [143], which each aim at improving the measurement by a factor of 4 and thus help clarify the origin of the discrepancy between experiment and the SM prediction.

Should the discrepancy persist, an explanation within the MSSM is possible provided certain assumptions are made about the SUSY parameters entering the smuon, chargino, and neutralino mass matrices. If these parameters are all equal to M_{SUSY} , then a positive contribution to a_μ requires $\text{sign}(\mu M_2) > 0$ since the dominant one-loop amplitude scales approximately with $\mu M_2 \tan \beta / M_{\text{SUSY}}^2$; see e.g. the review [144] and references therein. In the blind spot regions where $\mu < 0$, this condition would require us to relax the assumption that $M_2 > 0$. However, the requirement $\text{sign}(\mu M_2) > 0$ does not necessarily apply if the SUSY mass parameters are non-degenerate. For example, it has been shown [145–147] that a positive contribution to a_μ can arise if $|M_1|, m_{\tilde{\mu}_R} \ll |M_2|, m_{\tilde{\mu}_L}$, in which case μ and $M_{1,2}$ must have *opposite* sign. The key point is that neither the sign of M_2 nor the smuon masses are relevant for our analysis of SI scattering, so it would be possible to account for the experimental value of a_μ by a suitable choice of these parameters. Furthermore, the discrepancy could also be explained by large A_μ terms [118, 148, 149] not correlated with DM scattering.

We conclude this section by anticipating a key result of our analysis: isospin-violating effects can be magnified in the proximity of blind spots, where the SI direct-detection cross section lies below the lower bounds set by the irreducible neutrino background. For these parameter-space configurations, the SI amplitude itself becomes tiny and hence more susceptible to small variations in the input quantities, such as corrections from isospin breaking. In particular, the ratio of proton and neutron SI cross sections becomes very sensitive to the values of the scalar matrix elements and their uncertainties $\delta f_{n,p}$,

$$\left(\delta \frac{f_n}{f_p}\right)^2 = \left(\frac{\delta f_n}{f_p}\right)^2 + \left(\frac{f_n \delta f_p}{f_p^2}\right)^2, \quad (35)$$

so that the overall uncertainty on f_n/f_p can become large near blind spots where $f_p \simeq 0$. In each of the four simplified models (A–D), we examine the amount of isospin violation associated with the three methods of Sec. II A.

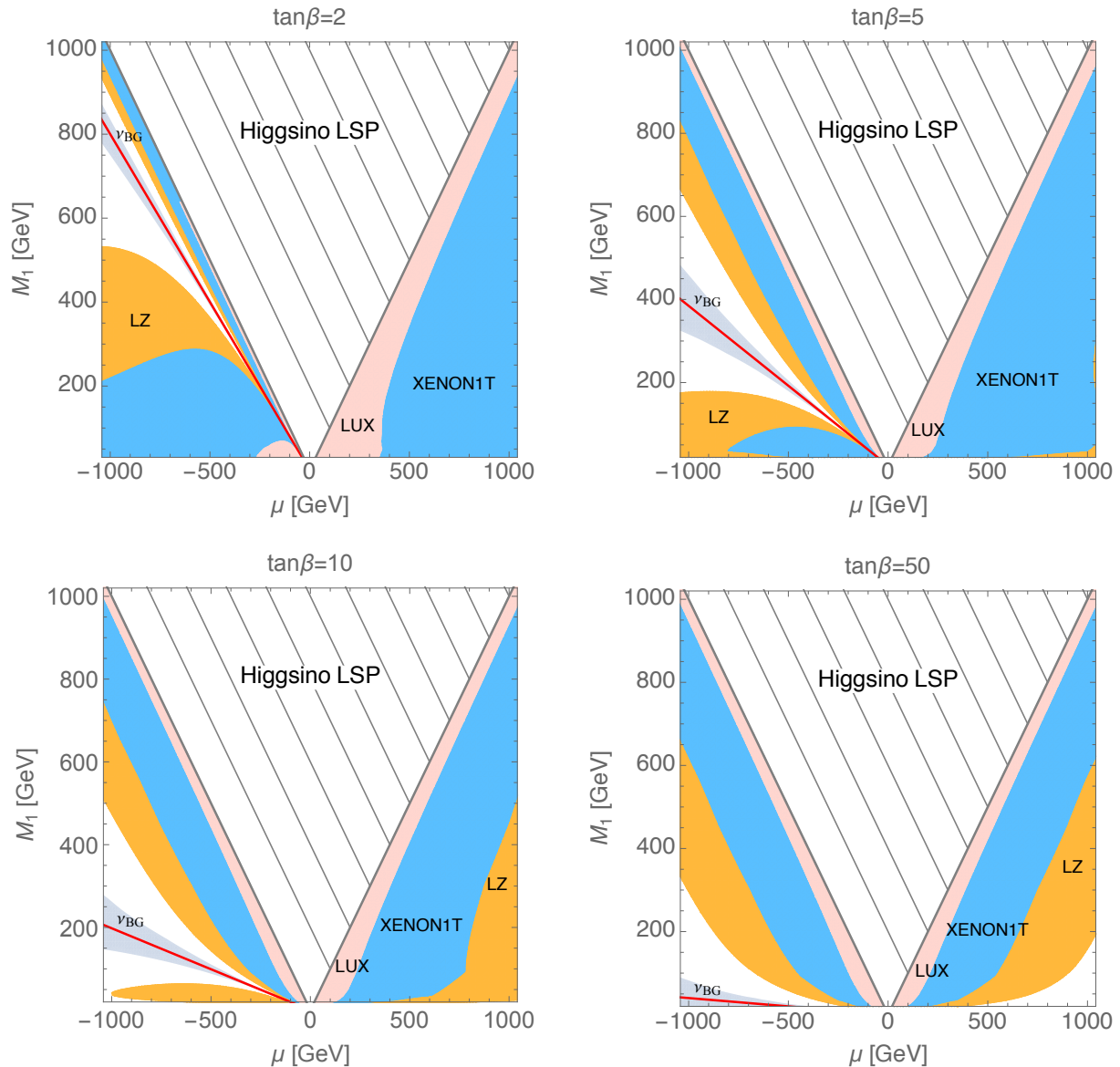


FIG. 4: Current and projected limits on SI χ -xenon scattering due to h exchange with $\tan\beta = 2$ (top left), 5 (top right), 10 (bottom left), and 50 (bottom right). The pink band shows the existing constraints from LUX [21], while projected limits from XENON1T [22] and LZ [23] are given by the blue and orange regions respectively. The blind spot where the SI cross section vanishes is denoted by the red line and lies within the irreducible neutrino background (ν_{BG}) shown in gray. We assume the LSP is bino-like (Fig. 3), so do not consider the triangular, hatched region where $\mu < M_1$ and χ becomes Higgsino-like.

A. SM-like Higgs exchange

We begin by considering the minimal particle spectrum for which an observable SI cross section is possible. From the rightmost diagram in Fig. 2, it seems reasonable to conclude

that the SM-like Higgs and the bino-like LSP is sufficient in this case. However, in the limit $m_A \gg m_Z$, (26) and (27) become

$$C_{u_i}^h = C_{d_i}^h = \frac{g_1^2}{4m_h^2} \frac{1}{M_1^2 - \mu^2} (M_1 + \mu s_{2\beta}), \quad u_i = u, c, t, \quad d_i = d, s, b, \quad (36)$$

and thus the scattering amplitude decouples with the Higgsino mass μ . It follows that a measurable cross section due to Higgs exchange implies the presence of light Higgsinos in the spectrum, thereby satisfying one of the minimal naturalness requirements. Although this feature does not prevent the reintroduction of fine-tuning in the MSSM altogether, it becomes relevant in our subsequent analysis where light stops are added to the spectrum.

To compare (36) to data, we first note that $C_{q_i}^h$ vanishes when

$$M_1 + \mu s_{2\beta} = 0, \quad (37)$$

and thus a blind spot arises in the SI cross section provided μ is negative. The prospects for constraining this feature (37) have been extensively analyzed [30] for χ -nucleon scattering. To examine isospin violation, however, we need limits on χ -*nucleus* cross sections, so we use (11) in order to constrain the relevant parameter space.

Let us first consider the limits associated with (36) when the scalar matrix elements f_q^N of Method 1 are employed. In Fig. 4, we update the results from [30] and show constraints for various values of $\tan \beta$ in the (μ, M_1) plane from current and upcoming xenon experiments. For $\mu > 0$, we find that only a narrow strip is excluded by the existing limits from LUX [21], while the projected reach from XENON1T [22] and LZ [23] will probe most of the naturalness-preferred region where μ is of order v . As $\tan \beta$ is increased, the term $\propto \mu$ in $C_{q_i}^h$ is suppressed, thereby weakening the direct detection limits. If no signal is seen at LZ, then the allowed parameter space is focused towards $\tan \beta = 50$ and values of $M_1 \lesssim 200$ GeV. In the $\mu < 0$ region and for small $\tan \beta$, the naturalness-preferred values of μ occur at $|\mu| \simeq M_1$ and are concentrated near the blind spot. Although the irreducible neutrino background make this region difficult to probe experimentally, larger values of $\tan \beta$ decrease the blind spot slope, so that natural values of μ become allowed for $M_1 \lesssim 300$ -400 GeV.

By taking a slice through the (μ, M_1) plane, we can also extract the limits due to a small mass splitting $|\mu| - M_1 = 80$ GeV between the bino and Higgsinos. This choice is motivated by the current CMS results [150] on same-flavor opposite-sign dilepton searches. Here CMS sees a 2.6σ deviation which can be explained by a heavier neutralino decaying to a lighter one. Fig. 5 shows the resulting constraints, where we plot the SI cross sections as a function of the bino mass. For $\mu > 0$, the limits from LUX are stringent, with values below $M_1 \simeq 600$ GeV excluded. The strength of these limits is due to an enhancement in the amplitude (36) from both a nearly degenerate denominator and lack of interference in the numerator terms. For $\mu < 0$, there are no constraints from LUX, although XENON1T and LZ will exclude the whole parameter space in the absence of a DM signal.

We now examine the hadronic uncertainties associated with each of the three methods discussed in Sec. II A. For h exchange, the Wilson coefficient (36) is independent of quark

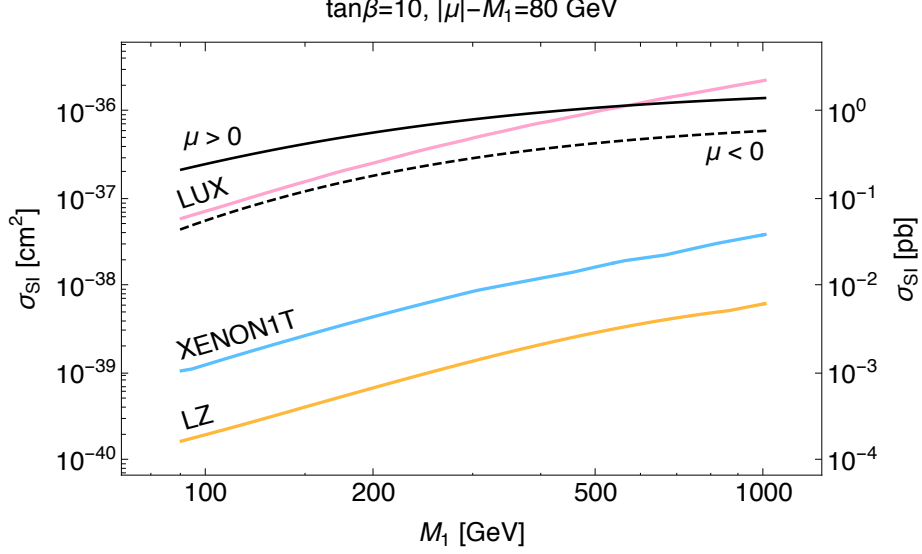


FIG. 5: SI χ -xenon cross sections for h exchange with $\tan\beta = 10$ and a small mass difference $|\mu| - M_1 = 80$ GeV between the Higgsino and bino. The solid (dashed) black line corresponds to $\mu > 0$ ($\mu < 0$). Shown are the limits from LUX [21], XENON1T [22], and LZ [23], with the same color coding as in Fig. 4.

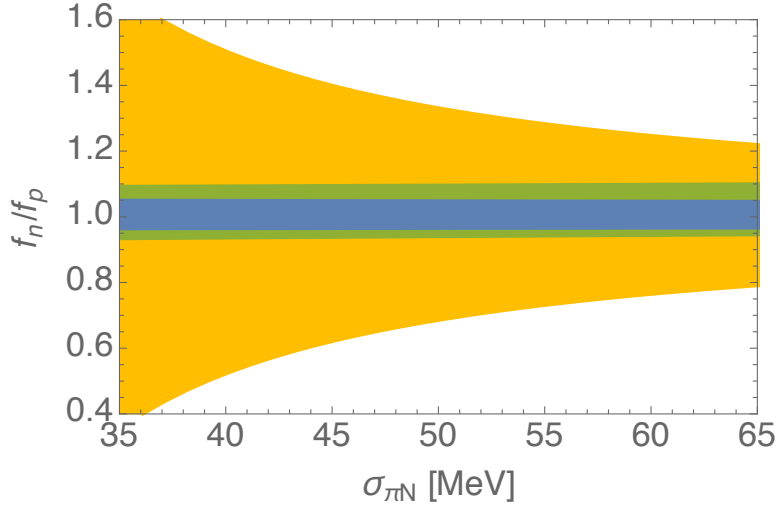


FIG. 6: Amount of isospin violation in terms of f_n/f_p due to h exchange in χ -nucleus scattering. The colored bands correspond to the 1σ uncertainties associated with the different determinations of the scalar matrix elements f_q^N discussed in Sec. II A. The blue band corresponds to Method 1, while the orange and green bands correspond to Method 2 and Method 3 respectively.

flavor, so the SI amplitude (2) factorizes

$$\frac{f_N}{m_N} = C_{q_i}^h \left(\frac{2}{9} + \frac{7}{9} \sum_{q=u,d,s} f_q^N \right). \quad (38)$$

Evidently, the resulting SI cross section is sensitive to the value of f_s^N , with a dramatic

effect observed [99] on the regions of excluded parameter space when the typically large value $f_s^N \approx 0.25$ of Method 3 is replaced with much smaller determinations (13) from the lattice. We emphasize that this sensitivity is also present in *any* analysis of isospin violation, where f_n/f_p is the quantity of interest. For the present discussion, (38) implies that the ratio

$$\frac{f_n}{f_p} = \left(\frac{m_n}{m_p} \right) \frac{2 + 7 \sum f_q^n}{2 + 7 \sum f_q^p} \quad (39)$$

is independent of $C_{q_i}^h$, and thus isospin violation is entirely determined by hadronic quantities. In Fig. 6 we compare the uncertainties on f_n/f_p as a function of $\sigma_{\pi N}$. For Methods 1 and 3, we find stability across a large range of $\sigma_{\pi N}$ values, with isospin violation allowed at around the five and ten percent level respectively. As noted in [151], this stability is due to the fact that the constant term of $\frac{2}{9}$ in (38) dominates the remainder whenever f_s^N is fixed by lattice input. In contrast, the χPT_3 formalism of Method 2 produces a strong dependence of f_s^N on $\sigma_{\pi N}$, which in turn affects f_n/f_p . From Fig. 6, isospin violation greater than 50% is allowed, in marked contrast to the precision of Method 1. This example clearly demonstrates the huge uncertainties associated with Method 2, which, however, is still used in the literature [10, 152].

B. Light and heavy Higgs exchange

Let us now extend model (A) to include the heavy Higgs bosons H, A, H^\pm [model (B) in Fig. 3]. The inclusion of these additional degrees of freedom is motivated by naturalness [121], however, only H contributes to the SI cross section (Fig. 2).

From our simplified expressions (26-27), we see that the couplings to up and down quarks differ by a factor of $\tan \beta$, but are identical¹³ among different generations $i = 1, 2, 3$. As a result, the SI amplitude may be expressed as

$$\frac{f_N}{m_N} = C_{u_i}^{h,H} U_N + C_{d_i}^{h,H} D_N, \quad (40)$$

where

$$U_N = f_u^N + 2f_Q^N \quad \text{and} \quad D_N = f_d^N + f_s^N + f_Q \quad (41)$$

collect the scalar coefficients associated with the up- and down-type Wilson coefficients. A blind spot occurs if the condition

$$C_{u_i}^{h,H} U_N + C_{d_i}^{h,H} D_N \simeq 0 \quad (42)$$

is satisfied, and the resulting suppression of the SI cross section has been identified numerically [39, 55–57] and further studied analytically [38]. In the latter case, an explicit

¹³ Up to threshold corrections (34), which enhance $C_{d_i}^H$ by tens of percent at large $\tan \beta$. Their inclusion does not have a large impact on the numerical analysis.

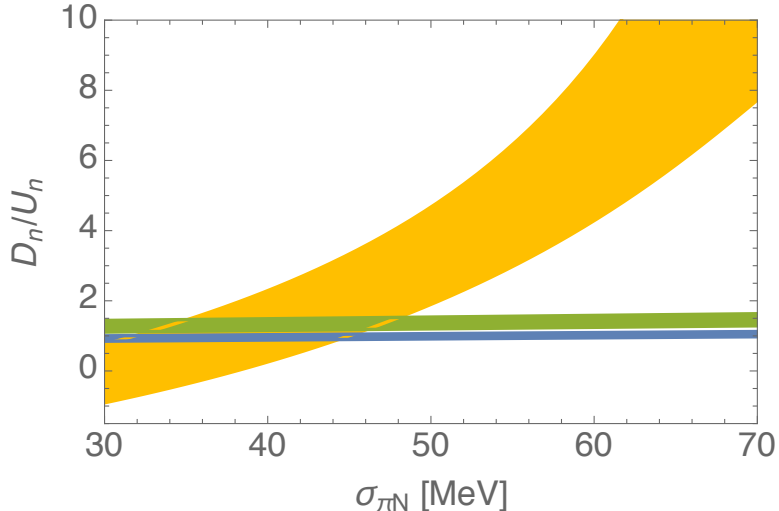


FIG. 7: Dependence on $\sigma_{\pi N}$ in the ratio of the hadronic terms U_N and D_N pre-multiplying the up- and down-type Wilson coefficient for h, H exchange (40). Shown is the case for $N =$ neutron, with similar results obtained for $N =$ proton. Color coding as in Fig. 6.

formula [38] for the blind spot can be found for moderate to large values of $\tan \beta$ and $m_A > m_h$:

$$\frac{2}{m_h^2}(M_1 + \mu s_{2\beta}) + \mu \tan \beta \frac{1}{m_H^2} \simeq 0. \quad (43)$$

In effect, (42) has been recast as an *interference* condition between the h and H amplitudes; a feature which has important consequences for isospin violation in the MSSM. As with h exchange, negative values of μ are required in order to generate the blind spot. However, note that in the vicinity of (37), the first term in (43) is suppressed, so in some cases the contribution from H exchange may dominate the scattering amplitude [38].

A crucial step in the derivation [38] of (43) is the observation that $U_N \approx D_N$ numerically. Deviations of D_N/U_N from unity have the effect of shifting the location of the blind spot (43), so it is necessary to determine this ratio precisely. In Fig. 7, we display the sensitivity of D_N/U_N to $\sigma_{\pi N}$ for each of the three methods of Sec. II A. Similar to our analysis of h exchange (Fig. 6), we find that Methods 1 and 3 are stable across a large range of $\sigma_{\pi N}$ values, with $D_N/U_N \simeq 1$ tightly constrained. In contrast, Method 2 exhibits a strong dependence on $\sigma_{\pi N}$ and for $\sigma_{\pi N} \gtrsim 45$ MeV, the location of the blind spot (43) can get shifted by a factor of eight or more. These findings illustrate again the importance of using a well-controlled framework for the hadronic input quantities.

Let us now examine the experimental limits associated with χ -xenon scattering. In Fig. 8, we show constraints in the $(m_A, \tan \beta)$ plane for two benchmark values of M_1 and μ . We find that as the mass splitting between M_1 and μ is decreased, the limits become significantly stronger. This is because the amplitude $C_{q_i}^{h,H}$ scales like $\sim 1/(M_1^2 - \mu^2)$, so the naturalness requirement of light Higgsinos implies strong constraints on the SI cross section. We also find blind spots similar to those previously identified [38, 39, 55–57], and see that the strongest limits are due to $H, A \rightarrow \tau^+ \tau^-$ searches [153] as one approaches (43) from

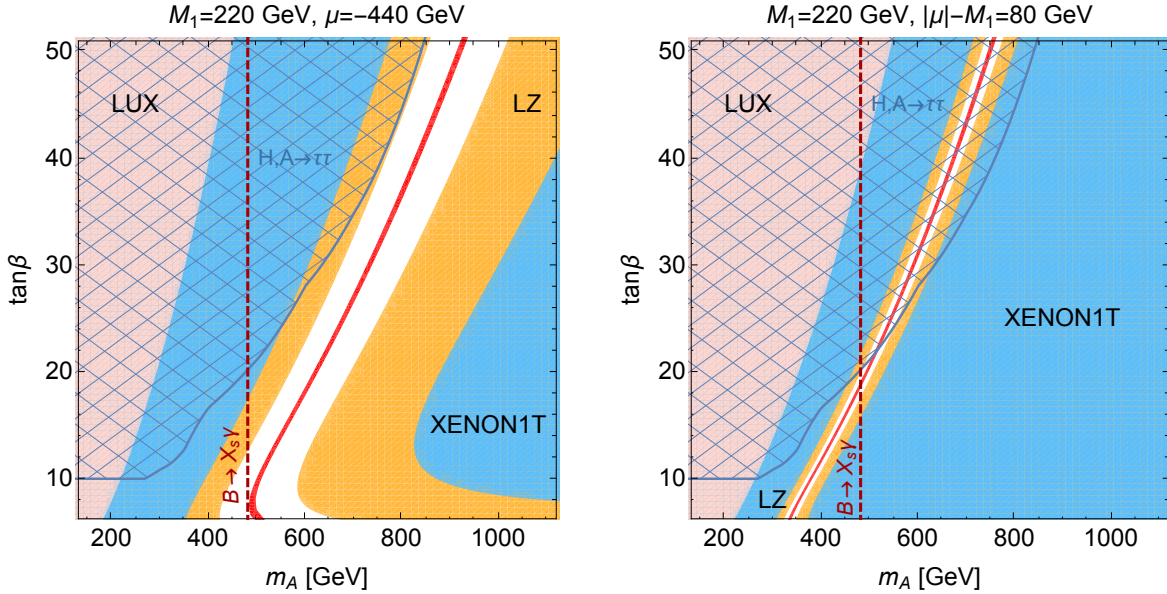


FIG. 8: Current and projected limits on SI χ -xenon scattering due to h, H exchange with different benchmark values for M_1 and μ . Excluded regions and the blind spot are color-coded as in Fig. 4, with the cross-hatched region in dark-blue corresponding to CMS limits [153] on $H, A \rightarrow \tau^+\tau^-$. The region to the left of the dark-red dashed line at $m_A \simeq m_{H^+} \simeq 480$ GeV is excluded by $B \rightarrow X_s\gamma$ [154].

below.

What about isospin violation in this model? Unlike single h exchange, where f_n/f_p is entirely fixed (39) by hadronic quantities, the blind spot (43) for light and heavy Higgs bosons involves destructive interference between the respective amplitudes. In general, we find that isospin violation can be enhanced in the vicinity of such blind spots because f_n/f_p becomes sensitive to the scalar matrix elements and their uncertainties (35). This is evident in Fig. 9, where the *central value* of f_n/f_p (determined by Method 1) reaches $\approx 15\%$ as the blind spot is approached with increasing m_A .

In Fig. 10 we compare the amount of isospin violation allowed by Methods 1-3. As observed in single h exchange, the uncertainties associated with Method 2 are large, and differ by a factor of two or more for $m_A \lesssim 400$ GeV. For $m_A \gtrsim 400$ GeV, a comparison between the Methods is obscured by the fact that the location of the blind spot is shifted depending on deviations from $D_N = U_N$ (Fig. 7).

In Fig. 11 we display the allowed ranges of isospin violation due to Method 1 for two values of $\tan\beta$. For $\tan\beta = 10$, the recent limit from $B \rightarrow X_s\gamma$ [154] excludes the region below the blind spot at $m_A \approx 500$ GeV. Above the blind spot, the absence of a signal at LZ would imply that isospin violation as large as 10% becomes allowed. For $\tan\beta = 20$, the current limit from LUX [21] allows around 10% isospin violation, although this occurs at a value of $m_A \approx 200$ GeV already excluded by the limits from $H, A \rightarrow \tau^+\tau^-$ [153] and $B \rightarrow X_s\gamma$ [154]. The absence of a signal at XENON1T would allow $\approx 20\%$, while at LZ this would imply that isospin violation as large as 40% is allowed within the uncertainties as

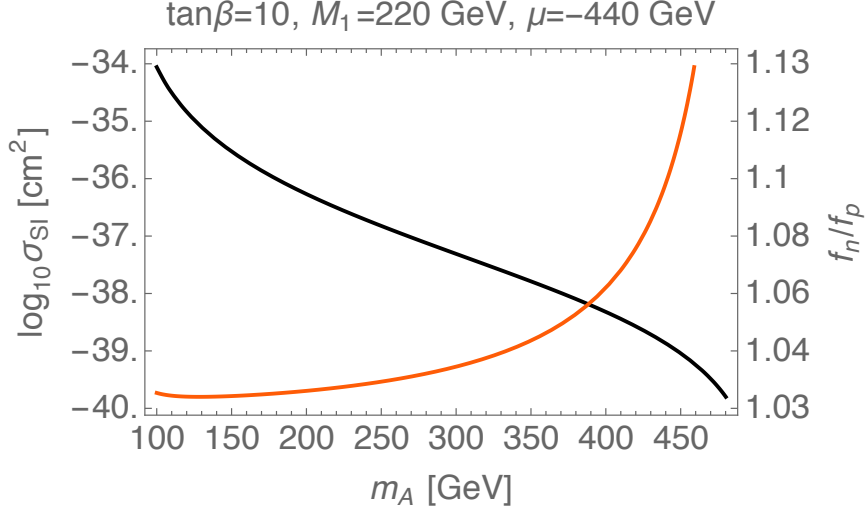


FIG. 9: Pseudoscalar Higgs mass m_A dependence of the SI χ -xenon cross section (black) and the central value of f_n/f_p (red) as determined by Method 1.

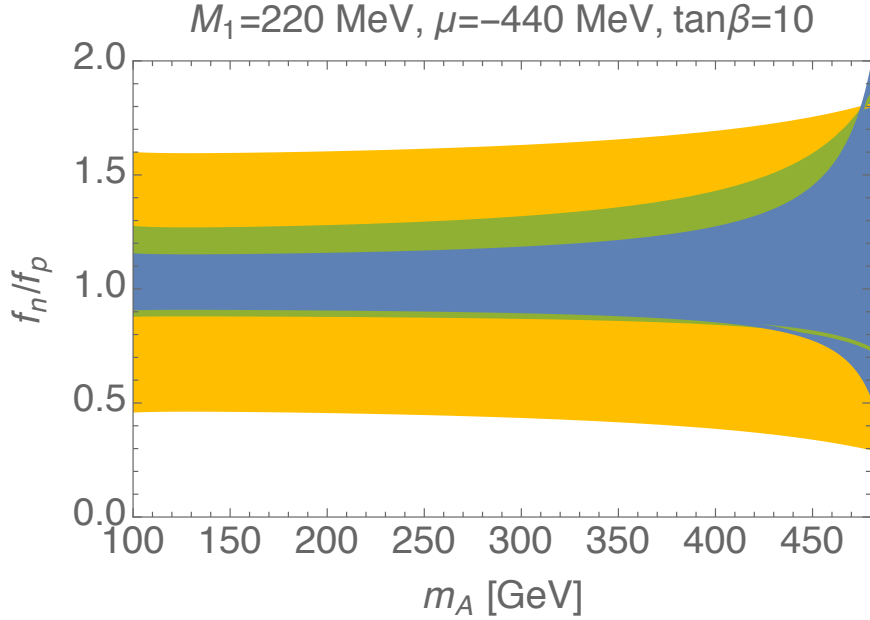


FIG. 10: Amount of isospin violation in terms of f_n/f_p due to h, H exchange in χ -xenon scattering. The shaded regions show the uncertainty on f_n/f_p due to each determination of the scalar matrix elements listed in Sec. II A. Color coding as in Fig. 6.

one approaches the blind spot from below. As illustrated in Fig. 9, it is important to note that not only the allowed range, but also the central value of f_n/f_p can increase as the blind spot is approached. In consequence, the absence of signals in SI DM searches pushes the parameter space into blind spots, at which f_n/f_p may become large and thus the accurate determination of δf_n and δf_p becomes paramount. A comparison for other nuclear targets can be inferred by taking the limits on f_n/f_p and comparing against Fig. 1.

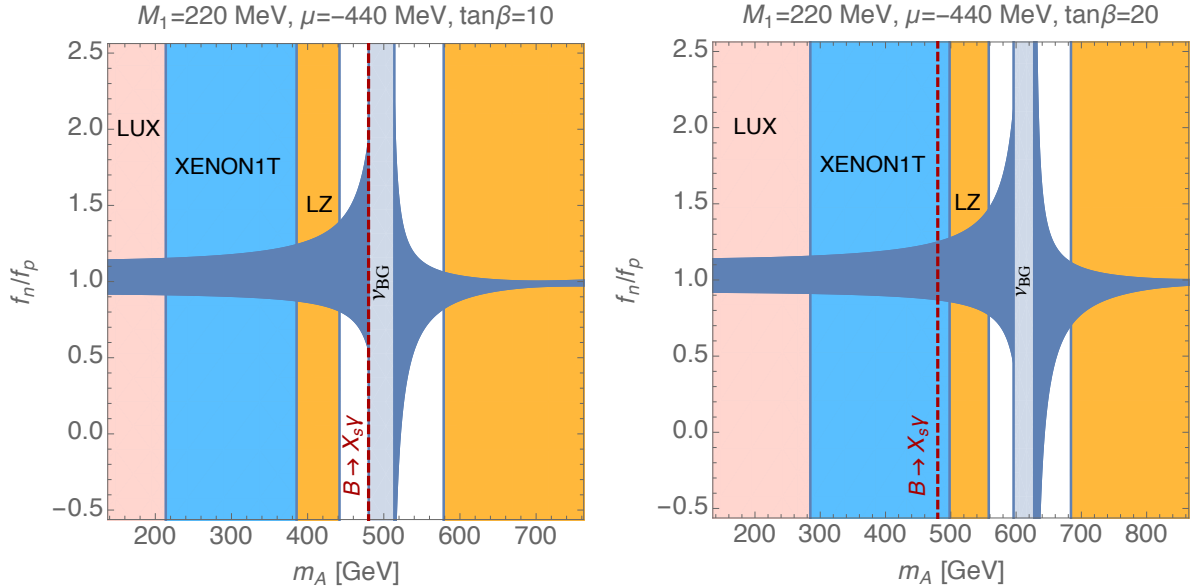


FIG. 11: Current and projected results for the measure f_n/f_p of isospin violation arising from h, H exchange in SI χ -xenon scattering for $\tan\beta = 10$ (left) and 20 (right). The dark blue region denotes the uncertainty on f_n/f_p as determined by Method 1. The existing and projected experimental limits are color coded as in Fig. 4, with the irreducible neutrino background (νBG) shown by the central gray band. The region to the left of the dark red dashed line at $m_A \simeq 480$ GeV is excluded by $B \rightarrow X_s \gamma$ [154].

C. SM-like Higgs and light squark exchange

In the previous subsection, we investigated parameter configurations (42) where the h, H amplitudes interfere destructively and observed that isospin violation can be enhanced in the proximity of these blind spots (Fig. 11). Next, we examine if blind spots still exist once third-generation squarks are added to the spectrum of model (A).

The effects on the SI amplitude due to squarks from the first two generations were considered in [30] (including h exchange) and shown to be small due to the stringent limits from LHC searches. However, the existing limits on third-generation squark masses are much weaker, so that effects from stops and sbottoms can be significantly larger.

The simplest model, i.e. with minimal particle content, would involve a single, mostly right-handed stop \tilde{t}_R . However, as one can see from (24), this contribution is not $\tan\beta$ enhanced and thus the h contribution (36) dominates the SI cross section. Therefore, we consider a spectrum where h and $\tilde{t}_{1,2}$ are the dynamical degrees of freedom [model (C) in Fig. 3]. Since a left-handed stop is always associated with a left-handed sbottom \tilde{b}_L , the sbottom contribution must be included as well. Although this does not increase the number of free parameters, we can see from (25) that the sbottom amplitude is $\tan\beta$ enhanced and, crucially, *can* compete with the Higgs contribution to the SI amplitude. Note that while the Higgs amplitude vanishes with decoupling Higgsinos (thereby violating the minimal naturalness conditions), this is not the case for the sbottom contribution, which possesses a

term proportional to μ .

Using our simplified expressions, we find that a blind spot occurs if the condition

$$\frac{6}{m_h^2}(M_1 + \mu s_{2\beta}) \left[\sum_q f_q^N + 3f_Q^N \right] - \frac{1}{M_1^2 - m_{\tilde{b}_L}^2}(M_1 + \mu \tan \beta) f_Q^N \simeq 0 \quad (44)$$

is satisfied. Here, we have ignored the numerically small stop contribution $C_t^{\tilde{t}}$ and approximated the effects due to sbottom loops (31) by the tree-level propagator. This latter approximation is for illustrative purposes only, and in our numerical analysis we use the exact one-loop expressions. Using the scalar matrix elements from Method 1, we have $\sum_q f_q^N + 3f_Q^N \simeq \frac{1}{3}$ and $f_Q^N \simeq \frac{1}{15}$. Therefore, for moderate to large values of $\tan \beta$ the blind spot condition simplifies to

$$\frac{30}{m_h^2}(M_1 + \mu s_{2\beta}) + \mu \tan \beta \frac{1}{m_{\tilde{b}_L}^2 - M_1^2} \simeq 0. \quad (45)$$

As expected, this blind spot shares common features with the one found [38] for h, H exchange (43): it requires negative values of μ , so that the couplings to h are suppressed and destructive interference between the h and \tilde{b}_L amplitudes can occur. However, larger values of $|\mu|$ are required in order to overcome the factor of 30 in the Higgs amplitude.

Before determining the experimental limits on this model, let us consider the size of the parameter space. The h amplitude depends on M_1 , μ , and $\tan \beta$, so we need to add the parameters $(\mathbf{m}_Q)_{33}$, $(\mathbf{m}_U)_{33}$, and X_t of the stop mass matrix. As noted above, the sbottom contribution does not involve additional parameters since the left-handed sbottom mass is given by

$$m_{\tilde{b}_L}^2 = (\mathbf{m}_Q)_{33}^2 + m_b^2 - \left(\frac{1}{2} - \frac{1}{3}s_W^2\right)m_Z^2 c_{2\beta}. \quad (46)$$

To reduce the number of free parameters we fix $(\mathbf{m}_Q)_{33} \approx (\mathbf{m}_U)_{33}$, in which case the left- and right-handed entries in the stop mass matrix become nearly degenerate, while the physical mass eigenvalues read

$$m_{\tilde{t}_1, \tilde{t}_2}^2 = m_{\tilde{t}_L}^2 \mp m_t X_t. \quad (47)$$

This allows us to express our simplified expressions (24-25) in terms of the physical masses and compare with collider limits in the $(m_{\tilde{t}_1}, M_1)$ plane. In order for light stops to generate the correct Higgs mass in the MSSM, we assume these states are mixed in such a way so as to give a maximal contribution to the Higgs mass. This is achieved by noting that the one-loop stop contribution to the Higgs mass

$$m_h^2 \approx m_Z^2 c_{2\beta}^2 + \frac{3}{4\pi^2} \frac{\bar{m}_t^4}{v^2} \left[\ln \frac{\hat{m}_t^2}{\bar{m}_t^2} + \frac{X_t^2}{\hat{m}_t^2} \left(1 - \frac{X_t^2}{12\hat{m}_t^2} \right) \right] \quad (48)$$

is maximized at $|X_t| = X_t^{\max} = \sqrt{6}\hat{m}_t$, where $\hat{m}_t^2 = m_{\tilde{t}_1} m_{\tilde{t}_2}$ is the average stop mass. Since m_h is bounded at tree-level by m_Z , requiring $m_h \simeq 125$ GeV implies a lower bound $\hat{m}_t^2 \gtrsim 550$ GeV for X_t^{\max} . While this is the main source of fine-tuning in the MSSM, it can be easily evaded in e.g. non-minimal SUSY models, where the correct Higgs mass can be obtained via non-decoupling D -terms [155], or in the next-to-minimal supersymmetric SM with special parameter choices [156].

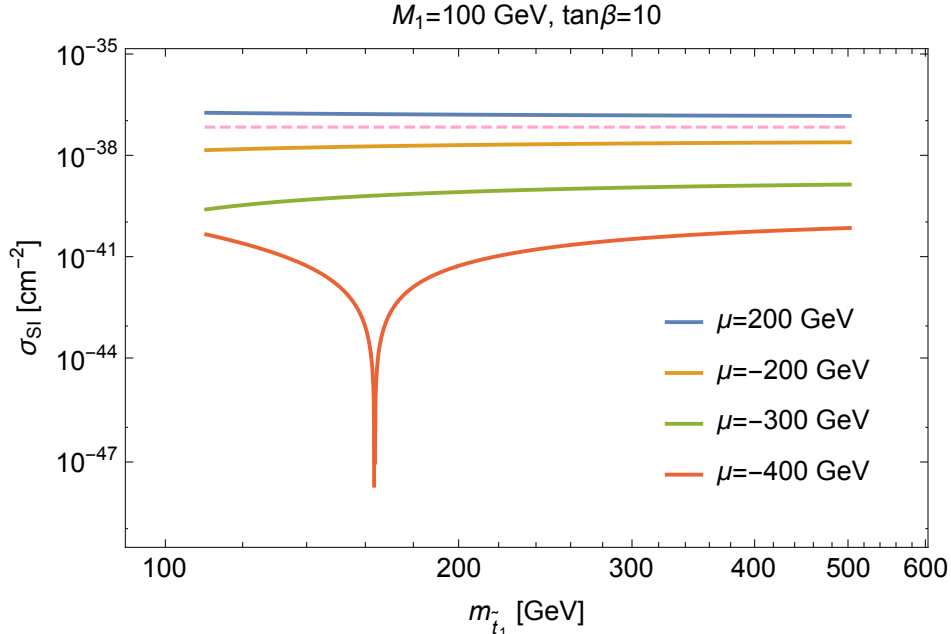


FIG. 12: SI χ –xenon cross sections as a function of the lightest stop mass $m_{\tilde{t}_1}$. The solid lines correspond to different values of the Higgsino mass μ , while the pink dashed line is the existing limit from LUX. The blind spot at $m_{\tilde{t}_1} \simeq 160$ GeV is shown in red.

In Fig. 12 the SI cross section is displayed as a function of the lightest stop mass $m_{\tilde{t}_1}$ for $\tan\beta = 10$ and several values of μ . We find that a positive value of μ is excluded by LUX, while negative values become progressively harder to constrain as the mass difference between the bino and Higgsinos is increased. The blind spot is clearly seen for $\mu = -4M_1$ and occurs at a light stop mass $m_{\tilde{t}_1} \simeq 160$ GeV.

In Fig. 13 we show the interplay between collider and DM direct-detection limits in the $(m_{\tilde{t}_1}, M_1)$ plane for two values of $\tan\beta$ and μ . We find that in the absence of blind spots ($\mu = -2M_1$), LUX excludes the $M_1 \lesssim 50$ GeV region across a large range of stop masses. These limits will be significantly improved if XENON1T and LZ do not detect a DM signal, with whole regions below $M_1 \approx 300$ GeV and 500 GeV excluded by the respective experiments. In these cases, the direct-detection limits surpass those derived from the ATLAS searches for stops and sbottoms.

In the blind spot region ($\mu = -4M_1$), the DM limits are considerably weakened, with LZ excluding most of the $M_1 \lesssim 50$ MeV and 150 MeV regions for $\tan\beta = 10$ and 25 respectively. As noted in Sec. III B, isospin violation can be enhanced in the proximity of blind spots which arise from destructive interference in the amplitude. Since this is a generic feature of SI scattering, it follows that isospin violation can also be large near the blind spots shown in Fig. 13. Although these regions are excluded by collider limits, we have not ruled out the possibility that blind spots for this model occur in viable regions of parameter space.

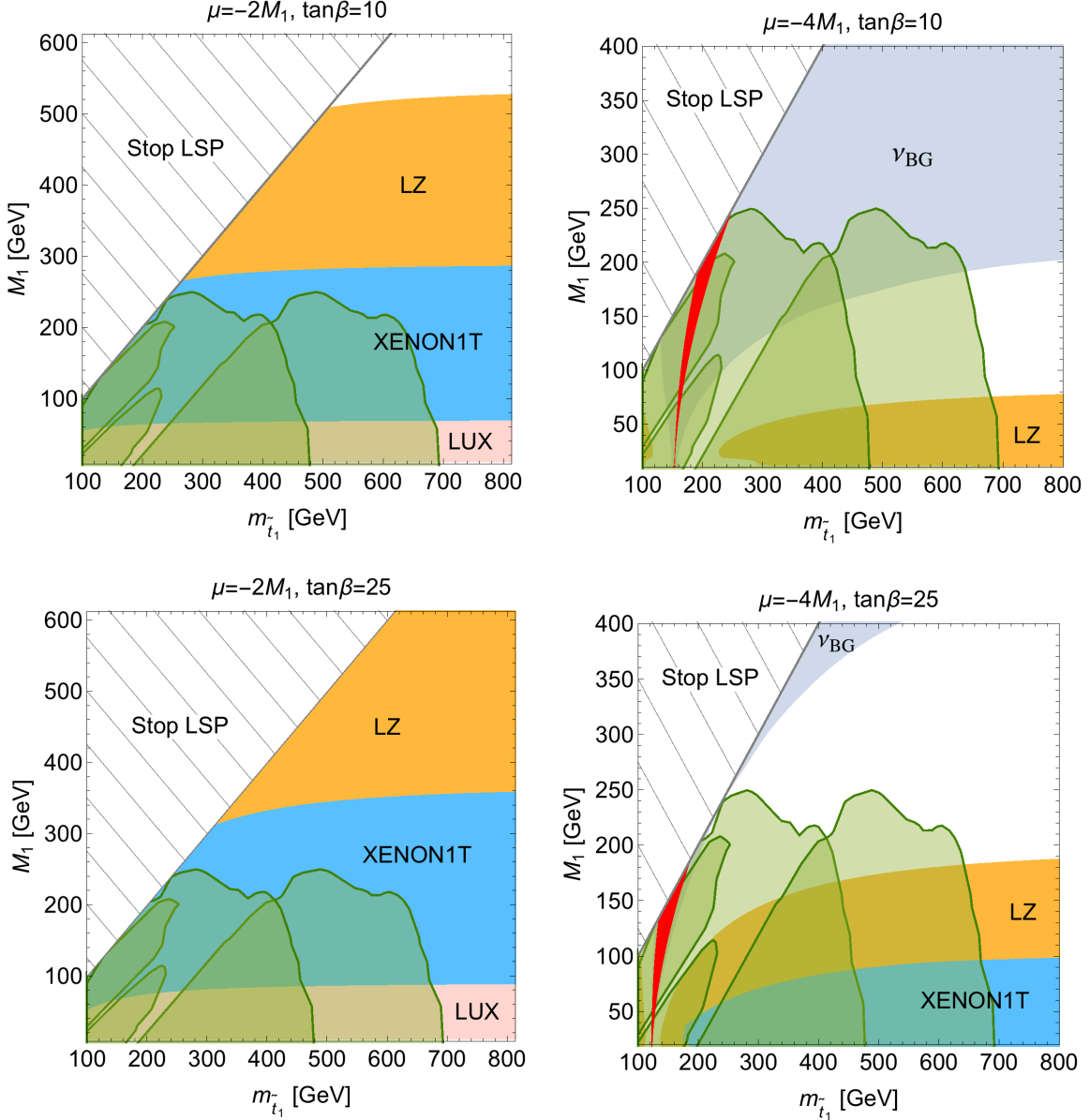


FIG. 13: Current and projected limits due to light Higgs h and squark $\tilde{t}_{1,2}, \tilde{b}_L$ exchange in χ -xenon scattering with $\tan\beta = 10$ (top row) and $\tan\beta = 25$ (bottom row) and two benchmarks for negative μ . The figures show the DM constraints from LUX [21] and XENON1T [22] (color coded as in Fig. 4), while limits from direct searches for stops and sbottoms at ATLAS [157] are shown in green. The blind spot is shown in red and lies within the neutrino background (ν_{BG}) shown in gray. The hatched region corresponds to the case where \tilde{t}_1 becomes the LSP.

D. Generic Higgs and light squark exchange

In this Section, we consider the effect of adding H to the particle content, so that the active degrees of freedom are h, H and $\tilde{t}_{1,2}, \tilde{b}_L$ [model (D) in Fig. 3]. This is the most “natural” model studied in this article since a large value of m_H would also require fine

tuning [121].

To derive an analytic formula for the blind spot, we follow the same steps used to obtain (44). For moderate to large values of $m_A > m_h$ and $\tan \beta$, we find that a blind spot occurs whenever

$$\frac{30}{m_h^2}(M_1 + \mu s_{2\beta}) + \mu \tan \beta \left(\frac{15}{m_H^2} + \frac{1}{m_{b_L}^2 - M_1^2} \right) \simeq 0 \quad (49)$$

is satisfied. In this case, the inclusion of H has the effect of shifting the location of the blind spot found for h and squark exchange (45). In particular, negative values of μ are still required.

To examine the limits on this model, we must also consider flavor observables since H and light stops contribute to $B \rightarrow X_s \gamma$ and $B_s \rightarrow \mu^+ \mu^-$. To evaluate the flavor constraints we use SUSY_FLAVOR-2.51 [158–160] and implement the NNLO SM calculation by constraining the ratio

$$R_{\text{SUSY}}(B \rightarrow X_s \gamma) = \frac{\text{Br}(B \rightarrow X_s \gamma)_{\text{SUSY_FLAVOR}}^{\text{MSSM}}}{\text{Br}(B \rightarrow X_s \gamma)_{\text{SUSY_FLAVOR}}^{\text{SM}}} \quad (50)$$

to lie within the allowed range for

$$R_{\text{EXP}}(B \rightarrow X_s \gamma) = \frac{\text{Br}(B \rightarrow X_s \gamma)_{\text{EXP}}}{\text{Br}(B \rightarrow X_s \gamma)_{\text{NNLO}}^{\text{SM}}}. \quad (51)$$

Here we use the recent calculation of [154]

$$\text{Br}(B \rightarrow X_s \gamma)_{\text{SM}} = (3.36 \pm 0.23) \times 10^{-4} \quad (52)$$

to incorporate the NNLO SM prediction. For the experimental value we use the PDG average [161] within 2σ uncertainties,

$$\text{Br}(B \rightarrow X_s \gamma)_{\text{EXP}} = (3.41 \pm 0.21 \pm 0.07) \times 10^{-4}. \quad (53)$$

We add the theoretical error linearly with the experimental one, so that R_{SUSY} is required to lie within the interval

$$R_{\text{EXP}}^{\text{MIN}}(B \rightarrow X_s \gamma) \leq R_{\text{SUSY}}(B \rightarrow X_s \gamma) \leq R_{\text{EXP}}^{\text{MAX}}(B \rightarrow X_s \gamma). \quad (54)$$

For $B_s \rightarrow \mu^+ \mu^-$ we adopt the same procedure to impose limits on the relevant SUSY parameter space. Here the SM prediction [162] is

$$\text{Br}(B_s \rightarrow \mu^+ \mu^-)_{\text{SM}} = (3.65 \pm 0.23) \times 10^{-9}, \quad (55)$$

and has to be compared against

$$\text{Br}(B_s \rightarrow \mu^+ \mu^-)_{\text{EXP}} = (3.1 \pm 0.7) \times 10^{-9}. \quad (56)$$

In Fig. 14 we display limits in the $(m_{\tilde{t}_1}, M_1)$ plane for $\tan \beta = 10$ and several values of m_A . Since this choice of $\tan \beta$ corresponds to a horizontal slice through the h, H parameter space (Fig. 8), the effect of increasing m_A is to probe the effect of the h, H blind spot (43)

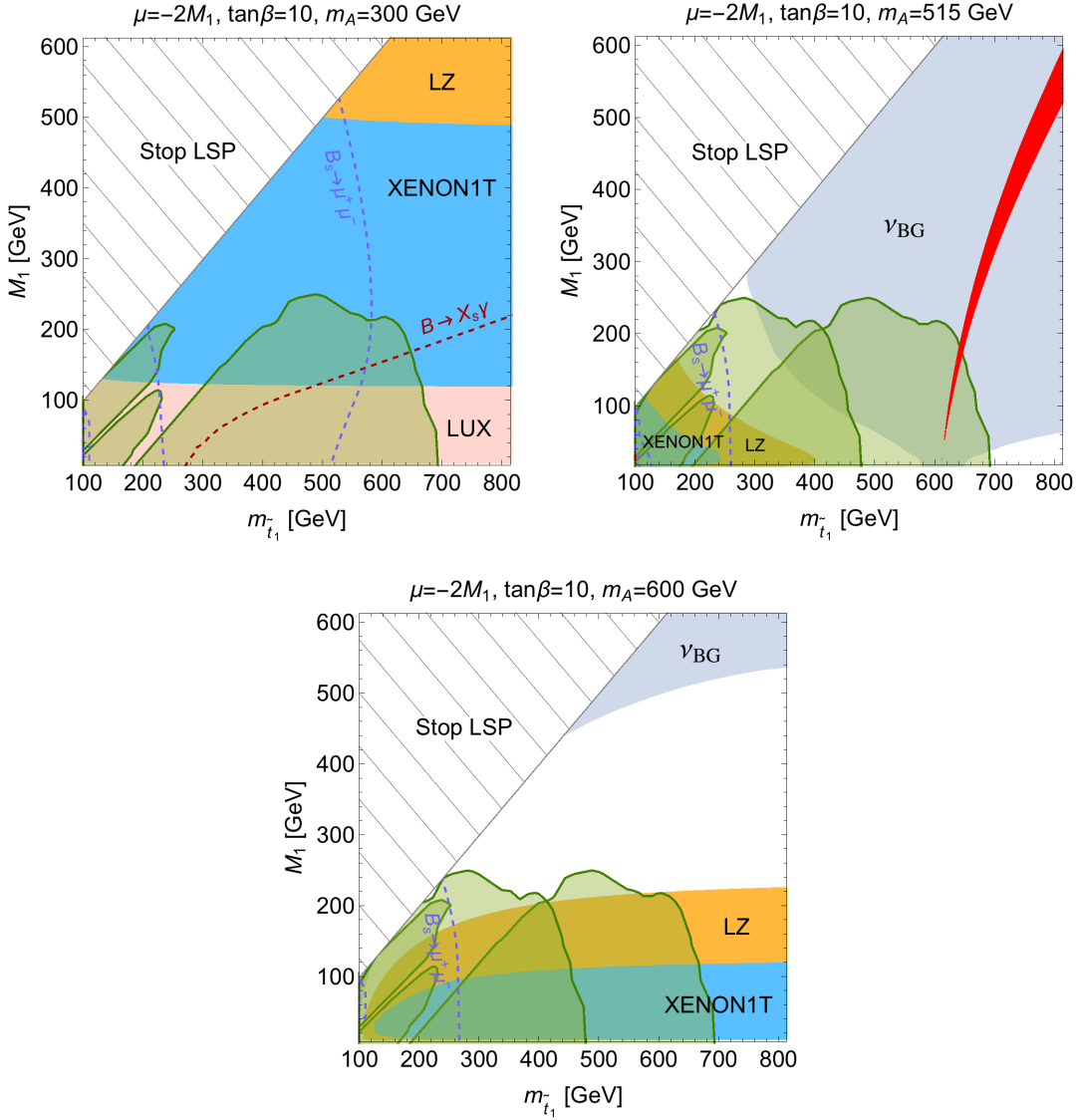


FIG. 14: Current and projected limits in the $(m_{\tilde{t}_1}, M_1)$ plane from h, H and $\tilde{t}_{1,2}, \tilde{b}_L$ exchange in χ -xenon scattering. The three plots represent different values of m_A , for fixed $\tan\beta = 10$. For $A_t^{\max} < 0$, the regions between the purple dashed lines are excluded by $B_s \rightarrow \mu^+\mu^-$, while regions to the left of the dark red dashed lines are excluded by $B \rightarrow X_s\gamma$. Excluded regions from direct detection are color-coded as in Fig. 13.

from below. For $m_A = 300$ GeV and away from the blind spot, we find that LUX excludes the band below $M_1 \approx 100$ GeV. In this case, the limits from $B \rightarrow X_s\gamma$ and $B_s \rightarrow \mu^+\mu^-$ provide a complementary and stringent constraint: compatibility with both observables and LUX only leaves a small region of parameter space viable. XENON1T and LZ will carve out most of the remaining parameter space, providing a very strong constraint on the light m_A scenario. However, for heavier values of m_A , the constraints from flavor and direct detection weaken considerably and here the collider bounds become the dominant constraint. This is

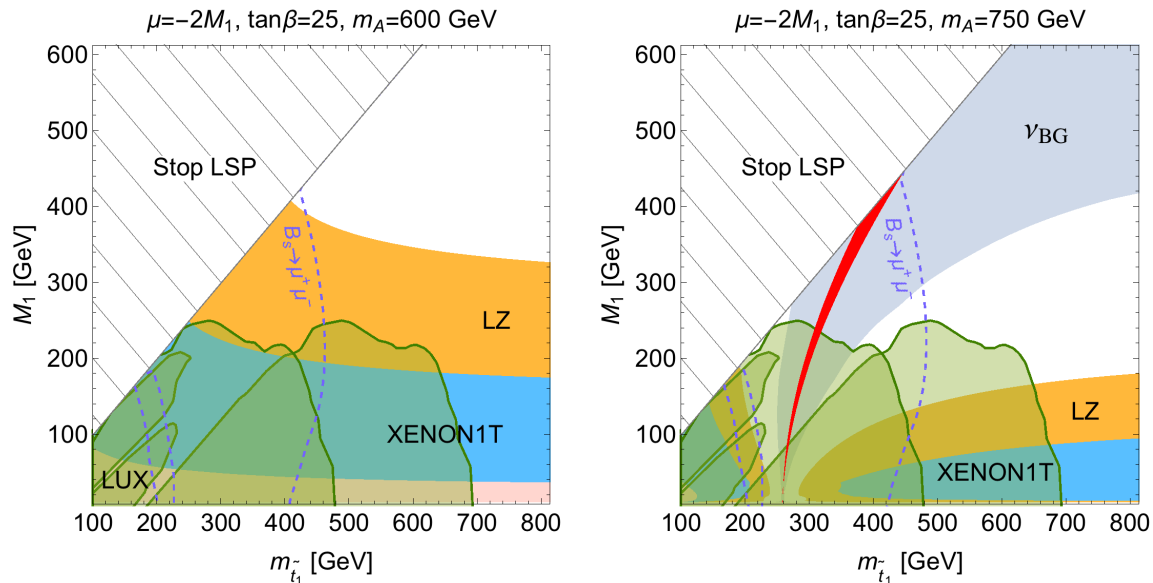


FIG. 15: Current and projected limits in the $(m_{\tilde{t}_1}, M_1)$ plane from h, H and $\tilde{t}_{1,2}, \tilde{b}_L$ exchange in χ -xenon scattering. In the figures, the value of m_A is increased for fixed $\tan\beta$. Excluded regions are color-coded as in Fig. 14, with $B \rightarrow X_s\gamma$ ruling out both values of m_A entirely.

particularly evident in the second plot of Fig. 14, where the blind spot suppresses the SI cross section and the moderate value of m_A reduces the tension with $B \rightarrow X_s\gamma$ entirely.

We consider the effect of increasing $\tan\beta$ in Fig. 15. For $m_A = 600$ GeV, there is no blind spot in the physical region, with most of the area below $m_{\tilde{t}_1} \approx 450$ MeV excluded, while for $m_A = 750$ GeV a blind spot does occur. This latter region is allowed by current collider limits, but excluded by $B \rightarrow X_s\gamma$. However, one should keep in mind that the flavor bounds included in Fig. 14 (and Fig. 15) are the least rigorous ones as they can be evaded if some of the underlying assumptions are relaxed: in the presence of non-minimal sources of flavor violation the bounds can become weaker. In fact, a mass splitting among the left-handed squarks deviates from naive minimal flavor violation since there are either off-diagonal elements in the up or in the down sector of the squark mass matrix (or in both simultaneously). Furthermore, relaxing our assumption that the left-handed bilinear terms are diagonal in the down basis (18) would lead to additional effects in flavor observables.

IV. CONCLUSIONS

In this paper we examined four simplified models in the framework of the MSSM where all but a handful of superpartners are decoupled from the spectrum. We started from the minimal model necessary to provide a viable DM candidate and sequentially added particles to render the spectrum more natural. The key result, analytic expressions for the Wilson coefficients relevant for the Higgs- and squark-exchange contribution to spin-independent WIMP-nucleon scattering, is summarized in (24-27).

As the main application of our scheme, we studied the amount of isospin violation generated by single-nucleon contributions to the spin-independent WIMP–nucleon cross section. In general, isospin violation is a rather small effect: for pure h exchange, the amount of isospin violation is $\approx 5\%$, i.e. in line with common expectations and results in two-Higgs-doublet models [163]. Beyond single h exchange, however, the effect can be enhanced in the proximity of blind spots. In such cases, the blind spots occur (at a given order in perturbation theory) due to destructive interference among different contributions to the SI amplitudes. As a consequence, small variations of the amplitude become increasingly important. Although the SI cross sections are strongly suppressed in the vicinity of blind spots, as direct-detection experiments become increasingly more sensitive, MSSM models are pushed towards these corners of parameter space. For instance, we find that for h and H exchange, the projected limits from LZ [23] allow isospin violation to be as large as 40%, which increases rapidly as one approaches the irreducible neutrino background. In this way, precise predictions for isospin violation are essential to relate future direct-detection data to MSSM predictions.

In our simplified models, the source of isospin violation originates purely from the SM; it is the blind spots that make these small differences prominent. This situation is unlike e.g. in Z' models which introduce new sources of isospin violation beyond the SM. Therefore, an accurate evaluation of isospin violation requires a careful assessment of the nuclear input quantities and the associated hadronic uncertainties. We demonstrated this point by comparing different methods to determine the proton and neutron scalar matrix elements that are currently used in the literature. While the traditional approach based on χPT_3 relations suffers from large and, in part, uncontrolled uncertainties, the hadronic input can be accurately evaluated by using the two-flavor formalism developed in [66]. In particular, we showed that in the three-flavor framework, depending on which input is used for the strangeness-related quantities, incorrect conclusions concerning both central values and uncertainties can occur.

We also extended our models to include light stops and sbottoms in the spectrum. Again, for certain corners of the parameter space, cancellations occur that suppress the amplitude and led us to the identification of new blind spots. We identified these blind spots analytically in (45) and (49). Furthermore, the interplay between DM, collider, and flavor limits was studied, finding that the inclusion of the latter tends to exclude configurations with blind spots which are allowed by collider bounds. Only for $\tan\beta = 10$ and near the blind spot generated by h and H exchange, did we find a blind spot consistent with all constraints (Fig. 14).

Acknowledgments

We thank Ross Young and Joel Giedt for useful correspondence regarding [99], Ahmed Ismail and Thomas Rizzo for providing us with details of their pMSSM benchmark models [164], Geneviève Bélanger and Alexander Pukhov for correspondence concerning MICROMEGAS [67], and Xavier Garcia i Tormo and DingYu Shao for useful discussions. Financial support by BMBF ARCHES, the Helmholtz Alliance HA216/EMMI, and the

Swiss National Science Foundation (SNF) is gratefully acknowledged. A.C. is supported by a Marie Curie Intra-European Fellowship of the European Community's 7th Framework Programme under contract number (PIEF-GA-2012-326948).

Appendix A: Perturbative diagonalization of the neutralino mass matrix

In this Appendix, we diagonalize the neutralino mass matrix M^χ (16) via a perturbative expansion in v/M_{SUSY} . Following [108–110], we first consider the diagonal matrix $Z_a^{\chi\dagger} M^{\chi\dagger} M^\chi Z_a^\chi$, where to leading order in v/M_{SUSY} we have

$$Z_a^\chi = \begin{pmatrix} 1 & 0 & \frac{g_1 v (M_1^* c_\beta + \mu s_\beta)}{\sqrt{2} |M_1|^2 - |\mu|^2} & -\frac{g_1 v (M_1^* s_\beta + \mu c_\beta)}{\sqrt{2} |M_1|^2 - |\mu|^2} \\ 0 & 1 & -\frac{g_2 v (M_1^* c_\beta + \mu s_\beta)}{\sqrt{2} |M_1|^2 - |\mu|^2} & \frac{g_2 v (M_2^* s_\beta + \mu c_\beta)}{\sqrt{2} |M_1|^2 - |\mu|^2} \\ -\frac{g_1 v (M_1 c_\beta + \mu^* s_\beta)}{\sqrt{2} |M_1|^2 - |\mu|^2} & \frac{g_2 v (M_1 c_\beta + \mu^* s_\beta)}{\sqrt{2} |M_1|^2 - |\mu|^2} & 1 & 0 \\ \frac{g_2 v (M_1 s_\beta + \mu^* c_\beta)}{\sqrt{2} |M_1|^2 - |\mu|^2} & -\frac{g_2 v (M_2 s_\beta + \mu^* c_\beta)}{\sqrt{2} |M_1|^2 - |\mu|^2} & 0 & 1 \end{pmatrix}. \quad (\text{A1})$$

Although Z_a^χ diagonalizes the square $M^{\chi\dagger} M^\chi$, we need to perform two additional rotations in order to make $Z^{\chi T} M^\chi Z^\chi$ real and diagonal:

$$Z_b^\chi = \begin{pmatrix} 1 & 0 & 0 & 0 \\ 0 & 1 & 0 & 0 \\ 0 & 0 & \frac{1}{\sqrt{2}} & -\frac{1}{\sqrt{2}} \\ 0 & 0 & \frac{1}{\sqrt{2}} & \frac{1}{\sqrt{2}} \end{pmatrix} \quad \text{and} \quad Z_c^\chi = \begin{pmatrix} e^{-i\phi_{M_1}/2} & 0 & 0 & 0 \\ 0 & e^{-i\phi_{M_2}/2} & 0 & 0 \\ 0 & 0 & e^{-i\phi_\mu/2} & 0 \\ 0 & 0 & 0 & e^{-i\phi_\mu/2} \end{pmatrix}, \quad (\text{A2})$$

where $\phi_{M_i, \mu}$ is the phase of $M_{1,2}$ and μ respectively. The resulting mixing matrix is given by

$$Z^\chi = Z_a^\chi Z_b^\chi Z_c^\chi, \quad (\text{A3})$$

from which we deduce the relevant components for the lightest neutralino

$$\begin{aligned} Z_{11}^\chi &= e^{-\frac{i}{2}\phi_{M_1}} + O(v^2/M_{\text{SUSY}}^2), \\ Z_{21}^\chi &= O(v^2/M_{\text{SUSY}}^2), \\ Z_{31}^\chi &= -\frac{e^{-\frac{i}{2}\phi_{M_1}}}{\sqrt{2}} \frac{g_1 v}{|M_1|^2 - |\mu|^2} (M_1 c_\beta + \mu^* s_\beta) + O(v^2/M_{\text{SUSY}}^2), \\ Z_{41}^\chi &= \frac{e^{-\frac{i}{2}\phi_{M_1}}}{\sqrt{2}} \frac{g_1 v}{|M_1|^2 - |\mu|^2} (M_1 s_\beta + \mu^* c_\beta) + O(v^2/M_{\text{SUSY}}^2). \end{aligned} \quad (\text{A4})$$

Appendix B: Analytic expressions for χ -nucleon scattering

This Appendix concerns the derivation of the analytic expressions (24-27) for the Wilson coefficients C_{q_i} appearing in the scalar χ -nucleon couplings (2). The derivation involves an analysis of the spin-independent (SI) amplitude for $\chi q_i \rightarrow \chi q_i$ scattering due to tree-level Higgs and squark exchange (Fig. 2).

Squark exchange—Consider first the contribution due to squark exchange, where the zero-momentum propagator for the s - and u -channels is denoted by

$$D_{q_i \tilde{q}_s}^\pm = \frac{1}{(m_\chi \pm m_{q_i})^2 - m_{\tilde{q}_s}^2 + i\epsilon}, \quad (\text{B1})$$

and we define

$$i(\Gamma_L^{q_i \tilde{q}_s^*} P_R + \Gamma_R^{q_i \tilde{q}_s^*} P_L) \quad (\text{B2})$$

as the Feynman rule for the $\chi \bar{q}_i \tilde{q}_s$ coupling. Then for spinors u_i and v_i carrying momentum p_i , the s -channel amplitude is

$$\begin{aligned} \mathcal{A}_s^{q_i} &= \sum_{s=1}^6 \bar{v}_1 [i(\Gamma_L^{q_i \tilde{q}_s^*} P_R + \Gamma_R^{q_i \tilde{q}_s^*} P_L)] u_2 [i D_{q_i \tilde{q}_s}^+] \bar{u}_4 [i(\Gamma_L^{q_i \tilde{q}_s} P_L + \Gamma_R^{q_i \tilde{q}_s} P_R)] v_3 \\ &= -\frac{i}{2} \sum_{s=1}^6 D_{q_i \tilde{q}_s}^+ \left\{ \Gamma_L^{q_i \tilde{q}_s^*} \Gamma_L^{q_i \tilde{q}_s} (\bar{v}_1 \gamma^\mu P_L v_3) (\bar{u}_4 \gamma_\mu P_R u_2) + \Gamma_R^{q_i \tilde{q}_s^*} \Gamma_R^{q_i \tilde{q}_s} (\bar{v}_1 \gamma^\mu P_R v_3) (\bar{u}_4 \gamma_\mu P_L u_2) \right. \\ &\quad + \Gamma_L^{q_i \tilde{q}_s^*} \Gamma_R^{q_i \tilde{q}_s} [(\bar{v}_1 P_R v_3) (\bar{u}_4 P_R u_2) + \frac{1}{4} (\bar{v}_1 \sigma^{\mu\nu} v_3) (\bar{u}_4 \sigma_{\mu\nu} P_R u_2)] \\ &\quad \left. + \Gamma_R^{q_i \tilde{q}_s^*} \Gamma_L^{q_i \tilde{q}_s} [(\bar{v}_1 P_L v_3) (\bar{u}_4 P_L u_2) + \frac{1}{4} (\bar{v}_1 \sigma^{\mu\nu} v_3) (\bar{u}_4 \sigma_{\mu\nu} P_L u_2)] \right\}, \end{aligned} \quad (\text{B3})$$

where the Fierz identities

$$\begin{aligned} (P_{L,R})_{ij} (P_{L,R})_{kl} &= \frac{1}{2} (P_{L,R})_{il} (P_{L,R})_{kj} + \frac{1}{8} (\sigma^{\mu\nu})_{il} (\sigma_{\mu\nu} P_{L,R})_{kj}, \\ (P_{L,R})_{ij} (P_{R,L})_{kl} &= \frac{1}{2} (\gamma^\mu P_{R,L})_{il} (\gamma_\mu P_{L,R})_{kj}, \end{aligned} \quad (\text{B4})$$

have been used to obtain the final equality. Similarly, in the u -channel we find

$$\begin{aligned} \mathcal{A}_u^{q_i} &= -\sum_{s=1}^6 \bar{v}_3 [i(\Gamma_L^{q_i \tilde{q}_s} P_L + \Gamma_R^{q_i \tilde{q}_s} P_R)] u_2 [i D_{q_i \tilde{q}_s}^-] \bar{u}_4 [i(\Gamma_L^{q_i \tilde{q}_s^*} P_R + \Gamma_R^{q_i \tilde{q}_s^*} P_L)] v_1 \\ &= \frac{i}{2} \sum_{s=1}^6 D_{q_i \tilde{q}_s}^- \left\{ \Gamma_L^{q_i \tilde{q}_s^*} \Gamma_L^{q_i \tilde{q}_s} (\bar{v}_3 \gamma^\mu P_R v_1) (\bar{u}_4 \gamma_\mu P_L u_2) + \Gamma_R^{q_i \tilde{q}_s^*} \Gamma_R^{q_i \tilde{q}_s} (\bar{v}_3 \gamma^\mu P_L v_1) (\bar{u}_4 \gamma_\mu P_R u_2) \right. \\ &\quad + \Gamma_L^{q_i \tilde{q}_s^*} \Gamma_R^{q_i \tilde{q}_s} [(\bar{v}_3 P_L v_1) (\bar{u}_4 P_L u_2) + \frac{1}{4} (\bar{v}_3 \sigma^{\mu\nu} v_1) (\bar{u}_4 \sigma_{\mu\nu} P_L u_2)] \\ &\quad \left. + \Gamma_R^{q_i \tilde{q}_s^*} \Gamma_L^{q_i \tilde{q}_s} [(\bar{v}_3 P_R v_1) (\bar{u}_4 P_R u_2) + \frac{1}{4} (\bar{v}_3 \sigma^{\mu\nu} v_1) (\bar{u}_4 \sigma_{\mu\nu} P_R u_2)] \right\}, \end{aligned} \quad (\text{B5})$$

so neglecting the spin-dependent terms involving γ_μ and $\gamma_\mu \gamma_5$ gives,

$$\mathcal{A}_{s+u}^{q_i} |_{\text{SI}} = \frac{i}{4} \sum_{s=1}^6 [D_{q_i \tilde{q}_s}^+ + D_{q_i \tilde{q}_s}^-] \text{Re} \left\{ \Gamma_L^{q_i \tilde{q}_s} \Gamma_R^{q_i \tilde{q}_s^*} \right\} (\bar{v}_3 v_1) (\bar{u}_4 u_2) + \gamma_5 \text{ terms}. \quad (\text{B6})$$

At zero-momentum transfer, the terms involving γ_5 are suppressed and so we can read off the Wilson coefficient for the operator $\bar{\chi} \chi \bar{q}_i q_i$:

$$\begin{aligned} \bar{m}_{q_i} C_{q_i}^{\tilde{q}} &= \frac{1}{8} \sum_{s=1}^6 [D_{q_i \tilde{q}_s}^+ + D_{q_i \tilde{q}_s}^-] \text{Re} \left\{ \Gamma_L^{q_i \tilde{q}_s} \Gamma_R^{q_i \tilde{q}_s^*} \right\} \\ &= \frac{1}{8} \sum_{s=1}^6 \left[\frac{1}{(m_\chi + m_{q_i})^2 - m_{\tilde{q}_s}^2 + i\epsilon} + \frac{1}{(m_\chi - m_{q_i})^2 - m_{\tilde{q}_s}^2 + i\epsilon} \right] \text{Re} \left\{ \Gamma_L^{q_i \tilde{q}_s} \Gamma_R^{q_i \tilde{q}_s^*} \right\}, \end{aligned} \quad (\text{B7})$$

where there is no sum over q_i and \bar{m}_{q_i} is the running quark mass. In the literature, the quark mass in $D_{q_i\tilde{q}_s}^\pm$ is often neglected, in which case the s - and u -channel amplitudes coincide with each other. Note that by substituting the couplings [103]

$$\begin{aligned}
\Gamma_L^{d_i\tilde{d}_s} &= \sqrt{2}g_2\left(\frac{1}{2}Z_{21}^\chi - \frac{1}{6}\tan\theta_W Z_{11}^\chi\right)Z_{is}^{\tilde{d}^*} - Y_{d_i}^* Z_{31}^\chi Z_{i+3,s}^{\tilde{d}^*}, \\
\Gamma_R^{d_i\tilde{d}_s} &= -\frac{\sqrt{2}}{3}g_2\tan\theta_W Z_{11}^{\chi^*} Z_{i+3,s}^{\tilde{d}^*} - Y_{d_i} Z_{31}^{\chi^*} Z_{is}^{\tilde{d}^*}, \\
\Gamma_L^{u_i\tilde{u}_s} &= -\sqrt{2}g_2\left(\frac{1}{2}Z_{21}^\chi + \frac{1}{6}\tan\theta_W Z_{11}^\chi\right)Z_{is}^{\tilde{u}^*} - Y_{u_i}^* Z_{41}^\chi Z_{i+3,s}^{\tilde{u}^*}, \\
\Gamma_R^{u_i\tilde{u}_s} &= \frac{2\sqrt{2}}{3}g_2\tan\theta_W Z_{11}^{\chi^*} Z_{i+3,s}^{\tilde{u}^*} - Y_{u_i} Z_{41}^{\chi^*} Z_{is}^{\tilde{u}^*},
\end{aligned} \tag{B8}$$

into (B7), one recovers the expressions given in [105].

To simplify (B7), we expand all mixing matrices in powers of v/M_{SUSY} . At leading order, the elements Z_{IJ}^χ are given by (23), while products of squark mixing matrices simplify as follows [165]:

$$\begin{aligned}
\sum_{s=1}^6 Z_{is}^{\tilde{u}} Z_{i+3,s}^{\tilde{u}^*} D_{q_i\tilde{q}_s}^\pm &= \Delta_{u_i} \frac{L_{u_i}^\pm - R_{u_i}^\pm}{m_{\tilde{u}_i^L}^2 - m_{\tilde{u}_i^R}^2} \\
\sum_{s=1}^6 Z_{is}^{\tilde{d}} Z_{i+3,s}^{\tilde{d}^*} D_{q_i\tilde{q}_s}^\pm &= \Delta_{d_i} \frac{L_{d_i}^\pm - R_{d_i}^\pm}{m_{\tilde{d}_i^L}^2 - m_{\tilde{d}_i^R}^2} \\
\sum_{s=1}^6 Z_{i+3,s}^{\tilde{d}} Z_{i+3,s}^{\tilde{d}^*} D_{q_i\tilde{q}_s}^\pm &= R_{d_i}^\pm \\
\sum_{s=1}^6 Z_{is}^{\tilde{d}} Z_{is}^{\tilde{d}^*} D_{q_i\tilde{q}_s}^\pm &= L_{d_i}^\pm \\
\sum_{s=1}^6 Z_{i+3,s}^{\tilde{u}} Z_{i+3,s}^{\tilde{u}^*} D_{q_i\tilde{q}_s}^\pm &= R_{u_i}^\pm \\
\sum_{s=1}^6 Z_{is}^{\tilde{u}} Z_{is}^{\tilde{u}^*} D_{q_i\tilde{q}_s}^\pm &= L_{u_i}^\pm,
\end{aligned} \tag{B9}$$

where $m_{\tilde{q}_i^L}^2$ and $m_{\tilde{q}_i^R}^2$ correspond to the upper and lower diagonal elements of the squark (mass)² matrices (18),

$$\Delta_{u_i} = -\bar{m}_{u_i}(A_u^{ii} + \mu \cot\beta) \quad \text{and} \quad \Delta_{d_i} = -\bar{m}_{d_i}(A_d^{ii} + \mu \tan\beta), \tag{B10}$$

are the off-diagonal elements, and the squark propagators in the chiral basis are

$$S_{q_i}^\pm = \frac{1}{(m_\chi \pm m_{q_i})^2 - m_{\tilde{q}_i^S}^2 + i\epsilon}, \quad \text{for } S = L \text{ or } R. \tag{B11}$$

Neglecting terms of $O(v/M_{\text{SUSY}}^2)$, the final result is

$$\begin{aligned}
\bar{m}_{u_i} C_{u_i}^{\bar{q}} &= \frac{1}{8} \text{Re} \left\{ -\frac{4}{3} g_2^2 \tan \theta_W \left(\frac{1}{2} Z_{11}^{\chi^*} Z_{21}^{\chi^*} + \frac{1}{6} \tan \theta_W Z_{11}^{\chi^*} Z_{11}^{\chi^*} \right) \Delta_{u_i} L_{u_i}^+ R_{u_i}^+ \right. \\
&\quad \left. - \frac{2\sqrt{2}}{3} g_2 \tan \theta_W Z_{11}^{\chi^*} Z_{41}^{\chi^*} Y_{u_i} R_{u_i}^+ + \sqrt{2} g_2 \left(\frac{1}{2} Z_{21}^{\chi^*} Z_{41}^{\chi^*} + \frac{1}{6} \tan \theta_W Z_{11}^{\chi^*} Z_{41}^{\chi^*} \right) Y_{u_i} L_{u_i}^+ \right\} \\
&\quad + (L^+, R^+) \leftrightarrow (L^-, R^-) \\
&= \bar{m}_{u_i} \frac{g_1^2}{8} \text{Re} \left\{ e^{i\phi_{M_1}} \left[\frac{2}{9} X_{u_i} L_{u_i}^+ R_{u_i}^+ + \frac{1}{6} \frac{(M_1^* + \mu \cot \beta)}{|M_1|^2 - |\mu|^2} (L_{u_i}^+ - 4R_{u_i}^+) \right] \right\} \\
&\quad + (L^+, R^+) \leftrightarrow (L^-, R^-), \\
\bar{m}_{d_i} C_{d_i}^{\bar{q}} &= \frac{1}{8} \text{Re} \left\{ -\frac{2}{3} g_2^2 \tan \theta_W \left(\frac{1}{2} Z_{21}^{\chi^*} Z_{11}^{\chi^*} - \frac{1}{6} \tan \theta_W Z_{11}^{\chi^*} Z_{11}^{\chi^*} \right) \Delta_{d_i} L_{d_i}^+ R_{d_i}^+ \right. \\
&\quad \left. - \sqrt{2} g_2 \left(\frac{1}{2} Z_{21}^{\chi^*} Z_{31}^{\chi^*} - \frac{1}{6} \tan \theta_W Z_{11}^{\chi^*} Z_{31}^{\chi^*} \right) Y_{d_i} L_{d_i}^+ + \frac{\sqrt{2}}{3} g_2 \tan \theta_W Z_{11}^{\chi^*} Z_{31}^{\chi^*} Y_{d_i} R_{d_i}^+ \right\} \\
&\quad + (L^+, R^+) \leftrightarrow (L^-, R^-) \\
&= -\bar{m}_{d_i} \frac{g_1^2}{8} \text{Re} \left\{ e^{i\phi_{M_1}} \left[\frac{1}{9} X_{d_i} L_{d_i}^+ R_{d_i}^+ + \frac{1}{6} \frac{(M_1^* + \mu \tan \beta)}{|M_1|^2 - |\mu|^2} (L_{d_i}^+ + 2R_{d_i}^+) \right] \right\} \\
&\quad + (L^+, R^+) \leftrightarrow (L^-, R^-), \tag{B12}
\end{aligned}$$

where the squark mixing X_{q_i} is defined in (28).

Higgs exchange—Now consider the Higgs contribution, for which the t -channel amplitude reads

$$\begin{aligned}
\mathcal{A}_t^{h,H} &= \sum_{k=1,2} \bar{u}_3 [i(\Gamma_{\chi\chi}^{H_k} P_R + \Gamma_{\chi\chi}^{H_k^*} P_L)] u_1 \left[\frac{i}{-m_{H_k}^2} \right] \bar{u}_4 [i(\Gamma_{q_i q_i}^{H_k} P_R + \Gamma_{q_i q_i}^{H_k^*} P_L)] u_2 \\
&= i \sum_{k=1,2} \frac{1}{m_{H_k}^2} \text{Re} \{ \Gamma_{\chi\chi}^{H_k} \} \text{Re} \{ \Gamma_{q_i q_i}^{H_k} \} (\bar{u}_3 u_1) (\bar{u}_4 u_2) + \text{spin-dependent terms}. \tag{B13}
\end{aligned}$$

Evidently, the Wilson coefficient due to Higgs exchange is

$$C_{q_i}^{h,H} = \frac{1}{2} \sum_{k=1}^2 \frac{1}{m_{H_k}^2} \text{Re} \{ \Gamma_{\chi\chi}^{H_k} \} \text{Re} \{ \Gamma_{q_i q_i}^{H_k} \}, \tag{B14}$$

and as in the case for squark exchange, we substitute the $H_k^0 \chi\chi$ and $H_k^0 q_i q_i$ couplings [103]

$$\begin{aligned}
\Gamma_{\chi\chi}^{H_k} &= \frac{g_2}{c_W} (Z_{1k}^h Z_{31}^{\chi^*} - Z_{2k}^h Z_{41}^{\chi^*}) (Z_{11}^{\chi} s_W - Z_{21}^{\chi} c_W), \\
\Gamma_{q_i q_i}^{H_k} &= -\frac{Y_{q_i}}{\sqrt{2}} Z_{qk}^h \quad \text{where } Z_{qk}^h = \begin{cases} Z_{2k}^h & \text{for } q = u \\ -Z_{1k}^h & \text{for } q = d \end{cases}, \tag{B15}
\end{aligned}$$

to obtain the analytic expressions

$$\begin{aligned}
\bar{m}_{u_i} C_{u_i}^{h,H} &= \frac{g_2}{2\sqrt{2}} \text{Re} \{Y_{u_i}\} \left[\text{Re} \{Z_{41}^{\chi*} (Z_{11}^\chi \tan \theta_W - Z_{21}^\chi)\} \left(\frac{c_\alpha^2}{m_h^2} + \frac{s_\alpha^2}{m_H^2} \right) \right. \\
&\quad \left. + \text{Re} \{Z_{31}^{\chi*} (Z_{11}^\chi \tan \theta_W - Z_{21}^\chi)\} s_\alpha c_\alpha \left(\frac{1}{m_h^2} - \frac{1}{m_H^2} \right) \right] \\
&= \frac{g_1^2}{4} \frac{\bar{m}_{u_i}}{|M_1|^2 - |\mu|^2} \left[\text{Re} \{M_1^* + \mu \cot \beta\} \left(\frac{c_\alpha^2}{m_h^2} + \frac{s_\alpha^2}{m_H^2} \right) \right. \\
&\quad \left. - \text{Re} \{M_1^* \cot \beta + \mu\} s_\alpha c_\alpha \left(\frac{1}{m_h^2} - \frac{1}{m_H^2} \right) \right] \\
\bar{m}_{d_i} C_{d_i}^{h,H} &= \frac{g_2}{2\sqrt{2}} \text{Re} \{Y_{d_i}\} \left[\text{Re} \{Z_{31}^{\chi*} (Z_{11}^\chi \tan \theta_W - Z_{21}^\chi)\} \left(\frac{s_\alpha^2}{m_h^2} + \frac{c_\alpha^2}{m_H^2} \right) \right. \\
&\quad \left. + \text{Re} \{Z_{41}^{\chi*} (Z_{11}^\chi \tan \theta_W - Z_{21}^\chi)\} s_\alpha c_\alpha \left(\frac{1}{m_h^2} - \frac{1}{m_H^2} \right) \right] \\
&= \frac{g_1^2}{4} \frac{\bar{m}_{d_i}}{|M_1|^2 - |\mu|^2} \left[\text{Re} \{M_1^* + \mu \tan \beta\} \left(\frac{s_\alpha^2}{m_h^2} + \frac{c_\alpha^2}{m_H^2} \right) \right. \\
&\quad \left. - \text{Re} \{M_1^* \tan \beta + \mu\} s_\alpha c_\alpha \left(\frac{1}{m_h^2} - \frac{1}{m_H^2} \right) \right]. \tag{B16}
\end{aligned}$$

-
- [1] A. H. Chamseddine, R. L. Arnowitt, and P. Nath, Phys.Rev.Lett. **49**, 970 (1982).
 - [2] P. Nath, R. L. Arnowitt, and A. H. Chamseddine, Phys.Lett. **B121**, 33 (1983).
 - [3] R. Barbieri, S. Ferrara, and C. A. Savoy, Phys.Lett. **B119**, 343 (1982).
 - [4] L. J. Hall, J. D. Lykken, and S. Weinberg, Phys.Rev. **D27**, 2359 (1983).
 - [5] O. Buchmueller et al., Eur.Phys.J. **C72**, 2020 (2012), 1112.3564.
 - [6] O. Buchmueller et al., Eur.Phys.J. **C72**, 2243 (2012), 1207.7315.
 - [7] M. E. Cabrera, J. A. Casas, and R. R. de Austri, JHEP **1307**, 182 (2013), 1212.4821.
 - [8] C. Strege et al., JCAP **1304**, 013 (2013), 1212.2636.
 - [9] A. Fowlie et al., Phys.Rev. **D86**, 075010 (2012), 1206.0264.
 - [10] O. Buchmueller et al., Eur.Phys.J. **C74**, 2922 (2014), 1312.5250.
 - [11] P. Bechtle et al., JHEP **1206**, 098 (2012), 1204.4199.
 - [12] P. Bechtle et al., PoS **EPS-HEP2013**, 313 (2013), 1310.3045.
 - [13] A. Djouadi et al. (MSSM Working Group) (1998), hep-ph/9901246.
 - [14] C. F. Berger, J. S. Gainer, J. L. Hewett, and T. G. Rizzo, JHEP **0902**, 023 (2009), 0812.0980.
 - [15] C. Boehm, P. S. B. Dev, A. Mazumdar, and E. Pukartas, JHEP **1306**, 113 (2013), 1303.5386.
 - [16] P. Grothaus, M. Lindner, and Y. Takanishi, JHEP **1307**, 094 (2013), 1207.4434.
 - [17] T. Han, Z. Liu, and A. Natarajan, JHEP **1311**, 008 (2013), 1303.3040.
 - [18] C. Strege et al., JHEP **1409**, 081 (2014), 1405.0622.
 - [19] R. Agnese et al. (SuperCDMS Collaboration), Phys.Rev.Lett. **112**, 241302 (2014), 1402.7137.
 - [20] E. Aprile et al. (XENON100 Collaboration), Phys.Rev.Lett. **107**, 131302 (2011), 1104.2549.
 - [21] D. Akerib et al. (LUX Collaboration), Phys.Rev.Lett. **112**, 091303 (2014), 1310.8214.

- [22] E. Aprile (XENON1T collaboration), Springer Proc.Phys. **C12-02-22**, 93 (2013), 1206.6288.
- [23] D. Malling et al. (2011), 1110.0103.
- [24] P. Brink (SuperCDMS), J.Low.Temp.Phys. **167**, 1093 (2012).
- [25] J. Allwall, P. Schuster, and N. Toro, Phys.Rev. **D79**, 075020 (2009), 0810.3921.
- [26] D. Alves et al. (LHC New Physics Working Group), J.Phys. **G39**, 105005 (2012), 1105.2838.
- [27] J. Barnard and B. Farmer, JHEP **1406**, 132 (2014), 1402.3298.
- [28] L. Edelhäuser, J. Heisig, M. Krämer, L. Oymanns, and J. Sonneveld, JHEP **1412**, 022 (2014), 1410.0965.
- [29] L. Calibbi, J. M. Lindert, T. Ota, and Y. Takahashi, JHEP **1411**, 106 (2014), 1410.5730.
- [30] C. Cheung, L. J. Hall, D. Pinner, and J. T. Ruderman, JHEP **1305**, 100 (2013), 1211.4873.
- [31] M. W. Goodman and E. Witten, Phys.Rev. **D31**, 3059 (1985).
- [32] K. Griest, Phys.Rev. **D38**, 2357 (1988).
- [33] M. Srednicki and R. Watkins, Phys.Lett. **B225**, 140 (1989).
- [34] G. Giudice and E. Roulet, Nucl.Phys. **B316**, 429 (1989).
- [35] M. A. Shifman, A. Vainshtein, and V. I. Zakharov, Phys.Lett. **B78**, 443 (1978).
- [36] M. Drees and M. M. Nojiri, Phys.Rev. **D47**, 4226 (1993), hep-ph/9210272.
- [37] J. Hisano, K. Ishiwata, and N. Nagata, Phys.Rev. **D87**, 035020 (2013), 1210.5985.
- [38] P. Huang and C. E. M. Wagner, Phys.Rev. **D90**, 015018 (2014), 1404.0392.
- [39] A. Anandakrishnan, B. Shakya, and K. Sinha, Phys.Rev. **D91**, 035029 (2015), 1410.0356.
- [40] G. Aad et al. (ATLAS), JHEP **1409**, 176 (2014), 1405.7875.
- [41] S. Chatrchyan et al. (CMS Collaboration), JHEP **1406**, 055 (2014), 1402.4770.
- [42] Y. Nir and N. Seiberg, Phys.Lett. **B309**, 337 (1993), hep-ph/9304307.
- [43] Y. Nir and G. Raz, Phys.Rev. **D66**, 035007 (2002), hep-ph/0206064.
- [44] A. Crivellin and M. Davidkov, Phys.Rev. **D81**, 095004 (2010), 1002.2653.
- [45] R. Mahbubani, M. Papucci, G. Perez, J. T. Ruderman, and A. Weiler, Phys.Rev.Lett. **110**, 151804 (2013), 1212.3328.
- [46] S. Dimopoulos and G. Giudice, Phys.Lett. **B357**, 573 (1995), hep-ph/9507282.
- [47] G. Giudice and A. Romanino, Nucl.Phys. **B699**, 65 (2004), hep-ph/0406088.
- [48] R. Kitano and Y. Nomura, Phys.Rev. **D73**, 095004 (2006), hep-ph/0602096.
- [49] M. Perelstein and C. Spethmann, JHEP **0704**, 070 (2007), hep-ph/0702038.
- [50] C. Brust, A. Katz, S. Lawrence, and R. Sundrum, JHEP **1203**, 103 (2012), 1110.6670.
- [51] M. Papucci, J. T. Ruderman, and A. Weiler, JHEP **1209**, 035 (2012), 1110.6926.
- [52] R. Barbieri and G. Giudice, Nucl.Phys. **B306**, 63 (1988).
- [53] A. G. Cohen, D. Kaplan, and A. Nelson, Phys.Lett. **B388**, 588 (1996), hep-ph/9607394.
- [54] R. Barbieri and D. Pappadopulo, JHEP **0910**, 061 (2009), 0906.4546.
- [55] J. R. Ellis, A. Ferstl, and K. A. Olive, Phys.Lett. **B481**, 304 (2000), hep-ph/0001005.
- [56] J. R. Ellis, A. Ferstl, and K. A. Olive, Phys.Rev. **D63**, 065016 (2001), hep-ph/0007113.
- [57] H. Baer, A. Mustafayev, E.-K. Park, and X. Tata, JCAP **0701**, 017 (2007), hep-ph/0611387.
- [58] V. Mandic, A. Pierce, P. Gondolo, and H. Murayama (2000), hep-ph/0008022.
- [59] J. R. Ellis, K. A. Olive, and C. Savage, Phys.Rev. **D77**, 065026 (2008), 0801.3656.
- [60] A. Kurylov and M. Kamionkowski, Phys.Rev. **D69**, 063503 (2004), hep-ph/0307185.
- [61] F. Giuliani, Phys.Rev.Lett. **95**, 101301 (2005), hep-ph/0504157.

- [62] S. Chang, J. Liu, A. Pierce, N. Weiner, and I. Yavin, *JCAP* **1008**, 018 (2010), 1004.0697.
- [63] J. L. Feng, J. Kumar, D. Marfatia, and D. Sanford, *Phys.Lett.* **B703**, 124 (2011), 1102.4331.
- [64] V. Cirigliano, M. L. Graesser, and G. Ovanessian, *JHEP* **1210**, 025 (2012), 1205.2695.
- [65] V. Cirigliano, M. L. Graesser, G. Ovanessian, and I. M. Shoemaker, *Phys.Lett.* **B739**, 293 (2014), 1311.5886.
- [66] A. Crivellin, M. Hoferichter, and M. Procura, *Phys.Rev.* **D89**, 054021 (2014), 1312.4951.
- [67] G. Bélanger, F. Boudjema, A. Pukhov, and A. Semenov, *Comput.Phys.Commun.* **185**, 960 (2014), 1305.0237.
- [68] S. L. Adler, J. C. Collins, and A. Duncan, *Phys.Rev.* **D15**, 1712 (1977).
- [69] P. Minkowski, Berne PRINT-76-0813 (1976).
- [70] N. K. Nielsen, *Nucl.Phys.* **B120**, 212 (1977).
- [71] J. C. Collins, A. Duncan, and S. D. Joglekar, *Phys.Rev.* **D16**, 438 (1977).
- [72] M. Drees and M. Nojiri, *Phys.Rev.* **D48**, 3483 (1993), hep-ph/9307208.
- [73] A. Kryjevski, *Phys.Rev.* **D70**, 094028 (2004), hep-ph/0312196.
- [74] L. Vecchi (2013), 1312.5695.
- [75] R. J. Hill and M. P. Solon, *Phys.Rev.* **D91**, 043505 (2015), 1409.8290.
- [76] G. Prézeau, A. Kurylov, M. Kamionkowski, and P. Vogel, *Phys.Rev.Lett.* **91**, 231301 (2003), astro-ph/0309115.
- [77] M. Hoferichter, P. Klos, and A. Schwenk (2015), 1503.04811.
- [78] A. Corsetti and P. Nath, *Phys.Rev.* **D64**, 125010 (2001), hep-ph/0003186.
- [79] H.-Y. Cheng, *Phys.Lett.* **B219**, 347 (1989).
- [80] G. Colangelo et al., *Eur.Phys.J.* **C71**, 1695 (2011), 1011.4408.
- [81] M. Frink and U.-G. Meißner, *JHEP* **0407**, 028 (2004), hep-lat/0404018.
- [82] B. C. Tiburzi and A. Walker-Loud, *Nucl.Phys.* **A764**, 274 (2006), hep-lat/0501018.
- [83] R. Young, *PoS LATTICE2012*, 014 (2012), 1301.1765.
- [84] A. S. Kronfeld, *Ann.Rev.Nucl.Part.Sci.* **62**, 265 (2012), 1203.1204.
- [85] P. Junnarkar and A. Walker-Loud, *Phys.Rev.* **D87**, 114510 (2013), 1301.1114.
- [86] T. Cheng and R. F. Dashen, *Phys.Rev.Lett.* **26**, 594 (1971).
- [87] M. Hoferichter, B. Kubis, and U.-G. Meißner, *Phys.Lett.* **B678**, 65 (2009), 0903.3890.
- [88] M. Hoferichter, B. Kubis, and U.-G. Meißner, *Nucl.Phys.* **A833**, 18 (2010), 0909.4390.
- [89] D. Gotta et al., *Lect.Notes Phys.* **745**, 165 (2008).
- [90] T. Strauch et al., *Eur.Phys.J.* **A47**, 88 (2011), 1011.2415.
- [91] V. Baru et al., *Phys.Lett.* **B694**, 473 (2011), 1003.4444.
- [92] V. Baru et al., *Nucl.Phys.* **A872**, 69 (2011), 1107.5509.
- [93] C. Ditsche, M. Hoferichter, B. Kubis, and U.-G. Meißner, *JHEP* **1206**, 043 (2012), 1203.4758.
- [94] M. Hoferichter, C. Ditsche, B. Kubis, and U.-G. Meißner, *JHEP* **1206**, 063 (2012), 1204.6251.
- [95] M. Hoferichter, J. Ruiz de Elvira, B. Kubis, and U.-G. Meißner (2015), 1506.04142.
- [96] J. Gasser, H. Leutwyler, and M. Sainio, *Phys.Lett.* **B253**, 252 (1991).
- [97] M. Pavan, I. Strakovsky, R. Workman, and R. Arndt, *PiN Newslett.* **16**, 110 (2002), hep-ph/0111066.
- [98] J. Alarcón, J. Camalich, and J. Oller, *Phys.Rev.* **D85**, 051503 (2012), 1110.3797.
- [99] J. Giedt, A. W. Thomas, and R. D. Young, *Phys.Rev.Lett.* **103**, 201802 (2009), 0907.4177.

- [100] B. Borasoy and U.-G. Meißner, *Annals Phys.* **254**, 192 (1997), hep-ph/9607432.
- [101] P. Shanahan, A. Thomas, and R. Young, *PoS LATTICE2012*, 165 (2012), 1301.3231.
- [102] G. Bélanger, F. Boudjema, A. Pukhov, and A. Semenov, *Comput.Phys.Commun.* **180**, 747 (2009), 0803.2360.
- [103] J. Rosiek (1995), hep-ph/9511250.
- [104] A. Crivellin and U. Nierste, *Phys.Rev.* **D79**, 035018 (2009), 0810.1613.
- [105] T. Falk, A. Ferstl, and K. A. Olive, *Phys.Rev.* **D59**, 055009 (1999), hep-ph/9806413.
- [106] G. Aad et al. (ATLAS Collaboration), *Phys.Lett.* **B716**, 1 (2012), 1207.7214.
- [107] S. Chatrchyan et al. (CMS Collaboration), *Phys.Lett.* **B716**, 30 (2012), 1207.7235.
- [108] R. L. Arnowitt and P. Nath, *Phys.Rev.* **D54**, 2374 (1996), hep-ph/9509260.
- [109] L. Hofer, U. Nierste, and D. Scherer, *JHEP* **0910**, 081 (2009), 0907.5408.
- [110] A. Crivellin, L. Hofer, and J. Rosiek, *JHEP* **1107**, 017 (2011), 1103.4272.
- [111] M. Guchait, *Z.Phys.* **C57**, 157 (1993), Erratum-ibid. **C61**, 178 (1994).
- [112] M. El Kheishen, A. Aboshousha, and A. Shafik, *Phys.Rev.* **D45**, 4345 (1992).
- [113] V. D. Barger, M. Berger, and P. Ohmann, *Phys.Rev.* **D49**, 4908 (1994), hep-ph/9311269.
- [114] L. J. Hall, R. Rattazzi, and U. Sarid, *Phys.Rev.* **D50**, 7048 (1994), hep-ph/9306309.
- [115] M. S. Carena, M. Olechowski, S. Pokorski, and C. Wagner, *Nucl.Phys.* **B426**, 269 (1994), hep-ph/9402253.
- [116] M. S. Carena, D. Garcia, U. Nierste, and C. E. Wagner, *Nucl.Phys.* **B577**, 88 (2000), hep-ph/9912516.
- [117] T. Banks, *Nucl.Phys.* **B303**, 172 (1988).
- [118] F. Borzumati, G. R. Farrar, N. Polonsky, and S. D. Thomas, *Nucl.Phys.* **B555**, 53 (1999), hep-ph/9902443.
- [119] A. Crivellin and J. Girrbach, *Phys.Rev.* **D81**, 076001 (2010), 1002.0227.
- [120] A. Crivellin, *Phys.Rev.* **D83**, 056001 (2011), 1012.4840.
- [121] A. Katz, M. Reece, and A. Sajjad, *JHEP* **1410**, 102 (2014), 1406.1172.
- [122] K. Griest and D. Seckel, *Phys.Rev.* **D43**, 3191 (1991).
- [123] J. R. Ellis, T. Falk, and K. A. Olive, *Phys.Lett.* **B444**, 367 (1998), hep-ph/9810360.
- [124] J. R. Ellis, T. Falk, K. A. Olive, and M. Srednicki, *Astropart.Phys.* **13**, 181 (2000), hep-ph/9905481.
- [125] G. Bennett et al. (Muon $g - 2$), *Phys.Rev.* **D73**, 072003 (2006), hep-ex/0602035.
- [126] F. Jegerlehner and A. Nyffeler, *Phys.Rept.* **477**, 1 (2009), 0902.3360.
- [127] J. Prades, E. de Rafael, and A. Vainshtein (2009), 0901.0306.
- [128] T. Aoyama, M. Hayakawa, T. Kinoshita, and M. Nio, *Phys.Rev.Lett.* **109**, 111808 (2012), 1205.5370.
- [129] C. Gnendiger, D. Stöckinger, and H. Stöckinger-Kim, *Phys.Rev.* **D88**, 053005 (2013), 1306.5546.
- [130] A. Czarnecki, W. J. Marciano, and A. Vainshtein, *Phys.Rev.* **D67**, 073006 (2003), hep-ph/0212229.
- [131] A. Kurz, T. Liu, P. Marquard, and M. Steinhauser, *Phys.Lett.* **B734**, 144 (2014), 1403.6400.
- [132] G. Colangelo, M. Hoferichter, A. Nyffeler, M. Passera, and P. Stoffer, *Phys.Lett.* **B735**, 90 (2014), 1403.7512.

- [133] M. Davier, A. Hoecker, B. Malaescu, and Z. Zhang, Eur.Phys.J. **C71**, 1515 (2011), 1010.4180.
- [134] K. Hagiwara, R. Liao, A. D. Martin, D. Nomura, and T. Teubner, J.Phys. **G38**, 085003 (2011), 1105.3149.
- [135] T. Blum et al. (2013), 1311.2198.
- [136] M. Benayoun et al. (2014), 1407.4021.
- [137] G. Colangelo, M. Hoferichter, M. Procura, and P. Stoffer, JHEP **1409**, 091 (2014), 1402.7081.
- [138] G. Colangelo, M. Hoferichter, B. Kubis, M. Procura, and P. Stoffer, Phys.Lett. **B738**, 6 (2014), 1408.2517.
- [139] V. Pauk and M. Vanderhaeghen, Phys.Rev. **D90**, 113012 (2014), 1409.0819.
- [140] G. Colangelo, M. Hoferichter, M. Procura, and P. Stoffer (2015), 1506.01386.
- [141] T. Blum, S. Chowdhury, M. Hayakawa, and T. Izubuchi, Phys.Rev.Lett. **114**, 012001 (2015), 1407.2923.
- [142] J. Grange et al. (Muon $g - 2$) (2015), 1501.06858.
- [143] N. Saito (J-PARC $g - 2$ /EDM), AIP Conf.Proc. **1467**, 45 (2012).
- [144] D. Stöckinger, J.Phys. **G34**, R45 (2007), hep-ph/0609168.
- [145] G.-C. Cho, K. Hagiwara, Y. Matsumoto, and D. Nomura, JHEP **1111**, 068 (2011), 1104.1769.
- [146] H. G. Fargnoli, C. Gnendiger, S. Paehr, D. Stöckinger, and H. Stöckinger-Kim, Phys. Lett. **B726**, 717 (2013), 1309.0980.
- [147] H. Fargnoli, C. Gnendiger, S. Paehr, D. Stöckinger, and H. Stöckinger-Kim, JHEP **02**, 070 (2014), 1311.1775.
- [148] A. Crivellin, J. Girrbach, and U. Nierste, Phys.Rev. **D83**, 055009 (2011), 1010.4485.
- [149] M. Endo, K. Hamaguchi, T. Kitahara, and T. Yoshinaga, JHEP **1311**, 013 (2013), 1309.3065.
- [150] CMS-PAS-SUS-12-019 (CMS Collaboration) (2014).
- [151] A. Crivellin, M. Hoferichter, and M. Procura, Phys.Rev. **D89**, 093024 (2014), 1404.7134.
- [152] O. Buchmueller et al., Eur.Phys.J. **C74**, 3212 (2014), 1408.4060.
- [153] CMS-PAS-HIG-13-021 (CMS Collaboration) (2013).
- [154] M. Misiak, H. Asatrian, R. Boughezal, et al. (2015), 1503.01789.
- [155] P. Batra, A. Delgado, D. E. Kaplan, and T. M. Tait, JHEP **0402**, 043 (2004), hep-ph/0309149.
- [156] L. J. Hall, D. Pinner, and J. T. Ruderman, JHEP **1204**, 131 (2012), 1112.2703.
- [157] ATLAS-CONF-2013-037, ATLAS-COM-CONF-2013-038 (ATLAS Collaboration) (2013).
- [158] J. Rosiek, P. Chankowski, A. Dedes, S. Jager, and P. Tanedo, Comput.Phys.Commun. **181**, 2180 (2010), 1003.4260.
- [159] A. Crivellin et al., Comput.Phys.Commun. **184**, 1004 (2013), 1203.5023.
- [160] J. Rosiek, Comput.Phys.Commun. **188**, 208 (2014), 1410.0606.
- [161] J. Beringer et al. (Particle Data Group), Phys.Rev. **D86**, 010001 (2012).
- [162] C. Bobeth, M. Gorbahn, T. Hermann, M. Misiak, E. Stamou, et al., Phys.Rev.Lett. **112**, 101801 (2014), 1311.0903.
- [163] A. Drozd, B. Grzadkowski, J. F. Gunion, and Y. Jiang, JHEP **1411**, 105 (2014), 1408.2106.
- [164] M. W. Cahill-Rowley, J. L. Hewett, A. Ismail, M. E. Peskin, and T. G. Rizzo (2013), 1305.2419.
- [165] A. Crivellin and C. Greub, Phys.Rev. **D87**, 015013 (2013), 1210.7453.