

Fermionic decays of SM Higgs

ANDREY POZDNYAKOV
ON BEHALF OF THE ATLAS AND CMS COLLABORATIONS*Department of Physics and Astronomy
Northwestern University, Evanston, IL, USA*

In this document I present an overview of the recent results published by ATLAS and CMS collaborations on the searches for SM Higgs boson decay to fermions. The document summarizes the status of the analyses up to September of 2014 and contains the results of pp collision Data at $\sqrt{s} = 7$ and 8 TeV. Searches for $H \rightarrow \tau\tau$, $H \rightarrow bb$, $H \rightarrow \mu\mu$ and ttH processes are presented.

PRESENTED AT

XXXIV Physics in Collision Symposium
Bloomington, Indiana, September 16–20, 2014

1 Introduction

The existence of the scalar boson with mass of 125 GeV has been established. The properties of this new particle thus far are consistent with the standard model (SM) Higgs boson. Decay modes for its discovery, $H \rightarrow ZZ/WW$ and $H \rightarrow \gamma\gamma$, provide an indirect evidence for Higgs coupling to top quark due to its production in gluon-gluon fusion process (Fig. 1). Nevertheless a direct evidence for its decay to fermions is crucial in order to uncover the true nature of the new particle. Standard Model predicts that the coupling of the Higgs to fermions is proportional to the mass of the fermion, hence one expects larger branching fraction of the decay to heavier leptons. For example for a 125 GeV Higgs SM predicts $\mathcal{B}(H \rightarrow bb) = 58\%$, $\mathcal{B}(H \rightarrow \tau\tau) = 6\%$.

In proton-proton collisions at LHC leading Higgs boson production mechanisms are (Fig. 1): gluon-gluon fusion (ggF) – about 88% for SM Higgs with $m_H = 125$ GeV at $\sqrt{S} = 8$ TeV; Vector Boson Fusion (VBF) – 7%; associated production with a Z or W boson (VH) – 5%; and a $t\bar{t}$ fusion (ttH) – 0.4%.

Even though ggF process dominates, there are experimental advantages of VBF and VH modes: tagging events with extra particles and reducing the backgrounds. In VH production the tag is based on the leptonic decays of the Z/W bosons: missing transverse energy from neutrinos (E_T^{miss}) and/or leptons – $W(\ell\nu)H$, $Z(\ell\ell)H$ and $Z(\nu\nu)H$. Let me note the branching ratios of those decays: $\mathcal{B}(W \rightarrow \ell\nu) \approx 10\%$ per lepton, $\mathcal{B}(Z \rightarrow \ell\ell) \approx 3.4\%$, $\mathcal{B}(Z \rightarrow \nu\nu) \approx 20\%$.

Typical VBF tag requires an event with two jets with $m_{jj} > 500$ GeV and $|\eta_{j1} - \eta_{j2}| > 3.5$.

This Note summarizes recent results released by ATLAS and CMS experiments up to September of 2014. It includes analyses of the pp Data sets at $\sqrt{s} = 7$ TeV with $\mathcal{L}_{int} \approx 5fb^{-1}$ and $\sqrt{s} = 8$ TeV with $\mathcal{L}_{int} \approx 20fb^{-1}$.

2 $H \rightarrow \tau\tau$

The search for $H \rightarrow \tau\tau$ decay is challenging experimentally due to several reasons: (1) reconstruction of the E_T^{miss} from neutrinos, which is difficult at hadronic colliders; (2) jet reconstruction and energy resolution in hadronic final states; (3) large irreducible background from $Z \rightarrow \tau\tau$ process.

In addition the analysis complicates by three different final states due to decay modes of the taus: $H \rightarrow \tau_{lep}\tau_{lep}$ (12%), $H \rightarrow \tau_{lep}\tau_{had}$ (46%), $H \rightarrow \tau_{had}\tau_{had}$ (42%).

Reconstruction of the Higgs boson candidate mass, $m_{\tau\tau}$, from the visible decay products of the τ -lepton is one of the key ingredients of the analysis. Both ATLAS and CMS accomplish this with similar methods: ATLAS makes use of Missing Mass Calculator algorithm [2], while CMS does matrix element Likelihood Function minimization [3]. See Fig. 2 for the validation of this procedure from CMS.

Both ATLAS and CMS estimate the contribution from $Z \rightarrow \tau\tau$ background using so-called *embedding* technique: they take well identified $Z \rightarrow \mu\mu$ events in Data and insert the τ -leptons instead of the muons in those events. Tau particles are then decayed by TAUOLA program (which takes into account polarization) and detector simulation of those decays is inserted into the Data events. This technique is shown to perform very well with various validation tests both in Data and Monte Carlo (MC).

2.1 ATLAS Analysis

In order to increase sensitivity of the analysis events are separated into mutually independent categories based on the presence of jets and their topology (VBF), and $p_T^{\tau\tau}$ of the Higgs candidate. Major backgrounds (besides already mentioned $Z \rightarrow \tau\tau$) are estimated from Data (different methods used in different final states).

After basic pre-selection of events BDT training is performed with 6-9 most important variables (including $m_{\tau\tau}$). Separate BDTs are trained for each final state and event category. Then, a global likelihood fitting is done using the BDT scores and event rates in the control regions.

2.2 CMS Analysis

Additional categories are introduced (compared to the ATLAS analysis) based on the number of jets, VBF and VH topology, and $p_T^{\tau\tau}$. Shape and yield of major backgrounds are estimated from Data: $Z \rightarrow \tau\tau$ from the embedding method; QCD from same-sign lepton events. For some other backgrounds the shape is taken from MC while normalization is from Data: $Z \rightarrow \mu\mu/ee$, W +jets, $t\bar{t}$.

A global fit is performed using m_{tt} variable for most categories (while BDT is used for $H \rightarrow \tau_\mu\tau_\mu$ $H \rightarrow \tau_e\tau_e$ final states).

2.3 Results for $H \rightarrow \tau\tau$

Once the final background composition is determined from the global fit in control regions one looks into the signal region to determine the amount of excess (if any). Both experiments do see an excess of events over the backgrounds with significance greater than 3σ and the signal strength of 1.4 ± 0.4 (ATLAS) and 0.8 ± 0.3 (CMS), which constitutes the evidence for $H \rightarrow \tau\tau$ decay!

See Figs. 5 and 6 for the details on the signal strength across all the analysis categories. The breakdown of uncertainties from ATLAS is instructive – systematics dominate and the largest one is the theoretical uncertainty (due PDFs, “scale”, NNLO corrections). Another visually attractive way to present the results is the distributions in Fig. 4, where events are binned according to their expected Signal-to-Background (S/B) ratio.

3 $H \rightarrow b\bar{b}$

Very large background rate prevents doing this search in ggF channel. However, tagging events with an extra lepton and/or E_T^{miss} enables the analysis in VH channel, which is the way both ATLAS and CMS experiments go [5, 6]. (VBF channel is also possible but has lower sensitivity than VH (CMS); it is not presented here.) Besides the VH tagging, a key feature of the analysis is the possibility to identify the jets from b-quarks due to a displaced vertex. Efficiency of the b-jet ID varies but one can think of $\varepsilon \sim 70\%$ for simplicity.

Both ATLAS and CMS perform a BDT type of analysis. As a validation of the methods used in the Higgs boson search they also measure SM cross section of $pp \rightarrow VZ$ process with $Z \rightarrow b\bar{b}$ decay. It is found to be consistent with SM prediction [4, 6].

Expected upper limit in both experiments is less than $1 \times \text{SM}$, however an excess of events observed in Data is not yet significant to claim the evidence for $H \rightarrow b\bar{b}$ decay. Final di-jet mass distributions are shown in Fig. 7 and the results (upper limits) are in Fig. 8.

4 $H \rightarrow \mu\mu$

Decay of the Higgs to a pair of muons provides a clean final state and requires a rather simple analysis: one looks for a bump in the dimuon invariant mass, $m_{\mu\mu}$, spectrum. It is however a very small signal in SM, $\mathcal{B}(H \rightarrow \mu\mu) = 2 * 10^{-4}$, and has large irreducible background from $Z \rightarrow \mu^+\mu^-$ events.

Both experiments enhance the sensitivity of the search with event categorization [7] [8]. Here, for example, is a basic set up by ATLAS: (1) VBF tag, (2) Non-VBF category which is split further into 2 subcategories based on η^μ and 3 subcategories based on $p_T^{\mu\mu}$. (Both muons in $|\eta^\mu| < 1$ or otherwise; three $p_T^{\mu\mu}$ bins: (0–15), (15–50) and > 50 GeV.)

Background is estimated from a smooth fit to Data events. In non-VBF categories the background model is the sum of a Breit-Wigner (BW) function convoluted with a Gaussian (GS), and an exponential function divided by x^3 : $\mathcal{P}(x) = f \cdot [BW(m, \Gamma) * GS(\sigma)](x) + (1 - f)Ce^{Ax}/x^3$; while for VBF events it is the product of a Breit-Wigner and an exponential function: $\mathcal{P}(x) = BW(m, \Gamma, x) \cdot e^{Ax}$, where $x \equiv m_{\mu\mu}$.

Signal model is obtained from MC via a fit to a Crystal Ball plus Gaussian function with the same mean value.

CMS has a similar analysis and one can compare the $m_{\mu\mu}$ distribution in the equivalent event categories in Fig. 9. Neither experiment sees any significant excess of events, hence the result is an upper limit on the signal strength ($\sim 5 - 8 \times \text{SM}$ for $m_H = 125$ GeV), see Fig. 10.

5 ttH

Search for ttH decay is the hardest among all, not only because of a tiny signal rate expected from SM, but also because of the experimentally difficult final state due to top quarks decay, $t \rightarrow Wb$.

In order to see any events from Higgs boson one has to look first for the dominant decay, $H \rightarrow b\bar{b}$, which is the analysis done by ATLAS [9] (for $m_H = 125$ GeV only). They put an upper limit of $4.1 \times \text{SM}$ with the expected of $2.6 \times \text{SM}$. CMS analysis combines $H \rightarrow b\bar{b}, \tau\tau, WW, ZZ, \gamma\gamma$ modes. The upper limit by CMS is set to $4.5 \times \text{SM}$ with the expectation of $1.7 \times \text{SM}$ [10]. A broad excess across m_H is observed and found to be coming from same-sign di-muon events, see Fig. 11.

6 Summary

In spite of the very challenging analyses, both ATLAS and CMS experiments achieved significant progress in exploring $H \rightarrow ff$ decays. An excess of events with more than 3σ significance is reported in $H \rightarrow \tau\tau$ channel by both experiments – evidence for $H \rightarrow \tau\tau$ decay. The boundaries of $H \rightarrow b\bar{b}$ search are pushed tremendously: expected limit on the signal strength is below one times the SM prediction.

$H \rightarrow \mu\mu$ decay and ttH production channel are still waiting for the right time (or better to say: more statistics) – we hope to see those peaks in the future!

So far everything is consistent with the Standard Model.

References

- [1] A. Djouadi, “Higgs Physics: Theory,” *Pramana* **79**, 513 (2012) [arXiv:1203.4199 [hep-ph]].
- [2] ATLAS Collaboration, “Evidence for Higgs boson Yukawa couplings in the $H \rightarrow \tau\tau$ decay mode with the ATLAS detector”, ATLAS-CONF-2014-061, <https://atlas.web.cern.ch/Atlas/GROUPS/PHYSICS/CONFNOTES/ATLAS-CONF-2014-061>
- [3] CMS Collaboration, “Search for the Standard-Model Higgs boson decaying to tau pairs in proton-proton collisions at $\sqrt{s} = 7$ and 8 TeV”, CMS-PAS-HIG-13-004, <https://twiki.cern.ch/twiki/bin/view/CMSPublic/Hig13004PubTWiki>
- [4] ATLAS Collaboration, “Measurement of the cross section of high transverse momentum $Z \rightarrow b\bar{b}$ production in proton–proton collisions at $\sqrt{s} = 8$ TeV with the ATLAS Detector”, *Phys. Lett. B* **738**, 25 (2014) [arXiv:1404.7042 [hep-ex]].

- [5] ATLAS Collaboration, “Search for the $b\bar{b}$ decay of the Standard Model Higgs boson in associated $(W/Z)H$ production with the ATLAS detector”, [arXiv:1409.6212 [hep-ex]].
- [6] CMS Collaboration, “Search for the standard model Higgs boson produced in association with a W or a Z boson and decaying to bottom quarks”, Phys. Rev. D **89**, no. 1, 012003 (2014) [arXiv:1310.3687 [hep-ex]].
- [7] ATLAS Collaboration, “Search for the Standard Model Higgs boson decay to $\mu^+\mu^-$ with the ATLAS detector”, Phys. Lett. B **738**, 68 (2014) [arXiv:1406.7663 [hep-ex]].
- [8] CMS Collaboration, “Search for the standard model Higgs boson in the dimuon decay channel in pp collisions at $\sqrt{s} = 7$ and 8 TeV”, CMS-PAS-HIG-13-007, <https://twiki.cern.ch/twiki/bin/view/CMSPublic/Hig13007TWiki>
- [9] ATLAS Collaboration, “Search for $H \rightarrow \gamma\gamma$ produced in association with top quarks and constraints on the Yukawa coupling between the top quark and the Higgs boson using Data taken at 7 TeV and 8 TeV with the ATLAS detector”, [arXiv:1409.3122 [hep-ex]].
- [10] CMS Collaboration, “Search for the associated production of the Higgs boson with a top-quark pair”, JHEP **09**, 087 (2014) [arXiv:1408.1682 [hep-ex]].

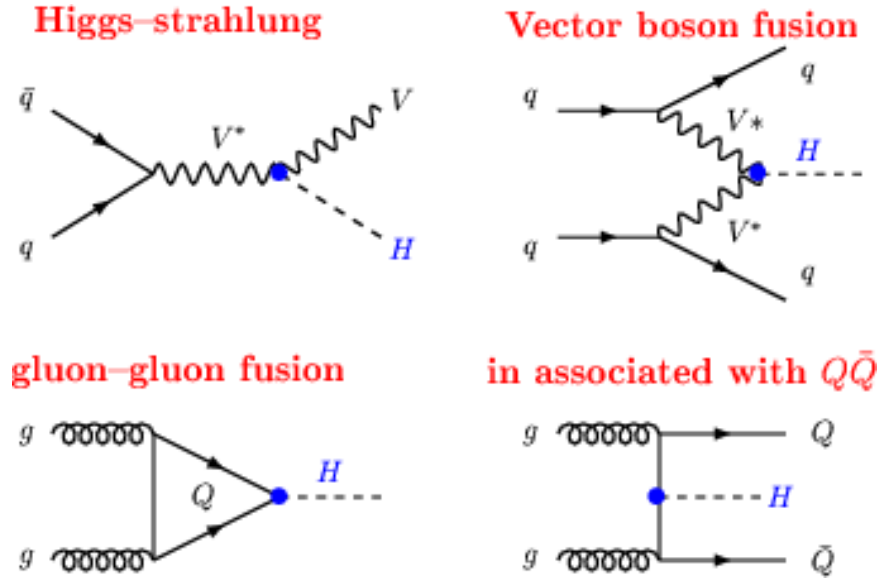


Figure 1: Diagrams of Higgs production processes. Image from [1]

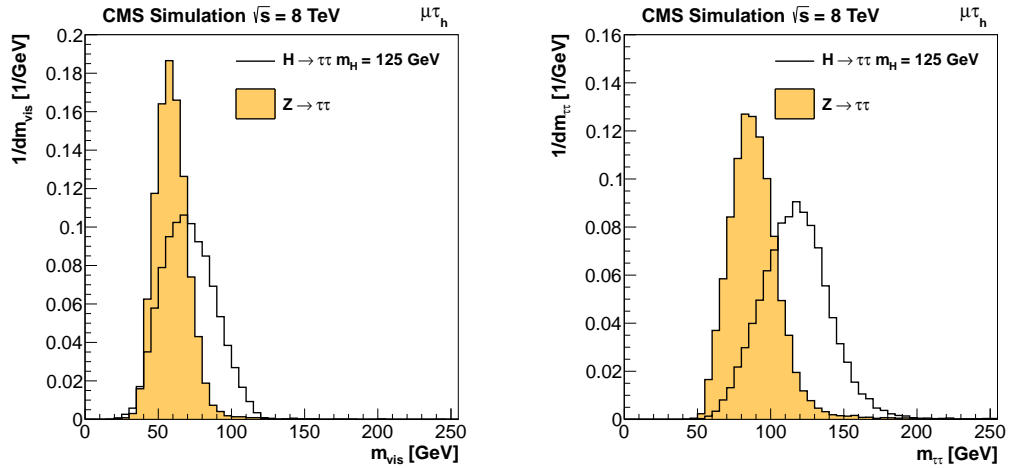


Figure 2: CMS: invariant mass of $\tau\tau$ from $Z \rightarrow \tau\tau$ and $H \rightarrow \tau\tau$ MC samples, reconstructed from “visible” particles (left) and after full recovery (right).

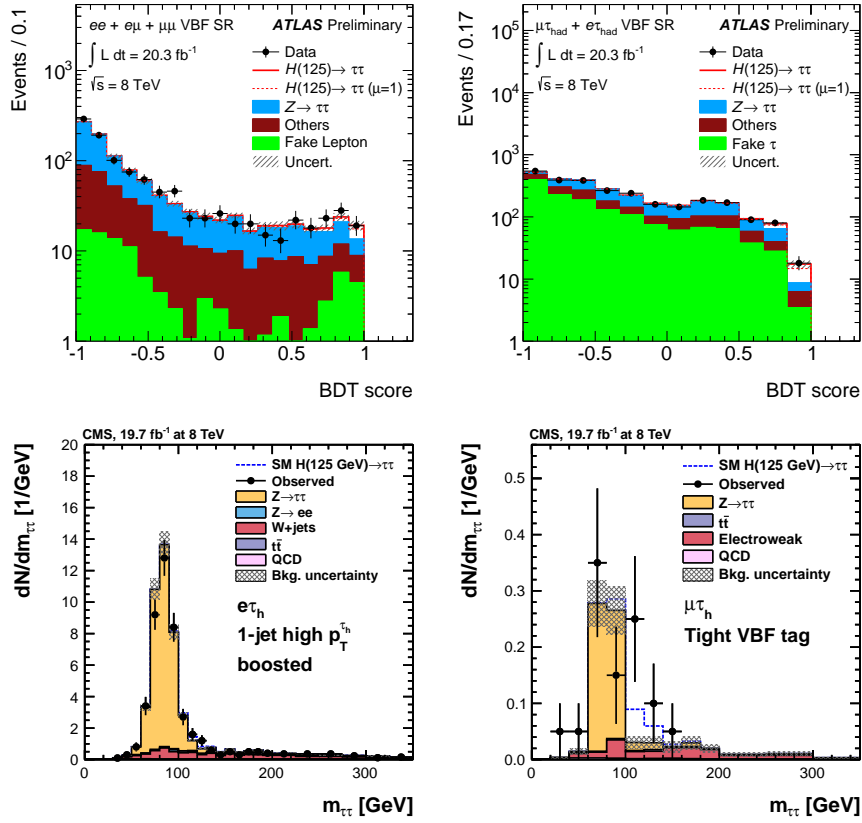


Figure 3: Example distributions of the final BDT output from ATLAS analysis (top) and $m_{\tau\tau}$ from CMS, after the global fit.

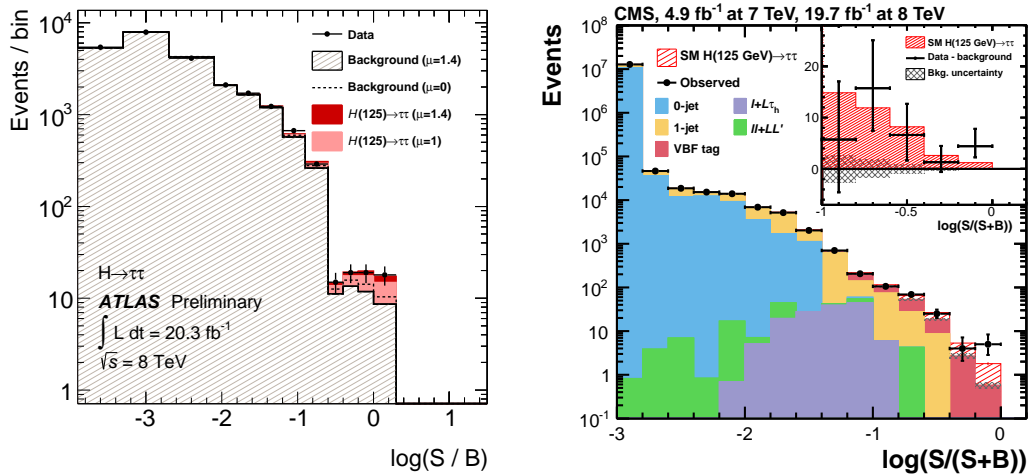


Figure 4: $H \rightarrow \tau\tau$ candidate events in bins of expected S/B ratio, ATLAS (left) and CMS (right).

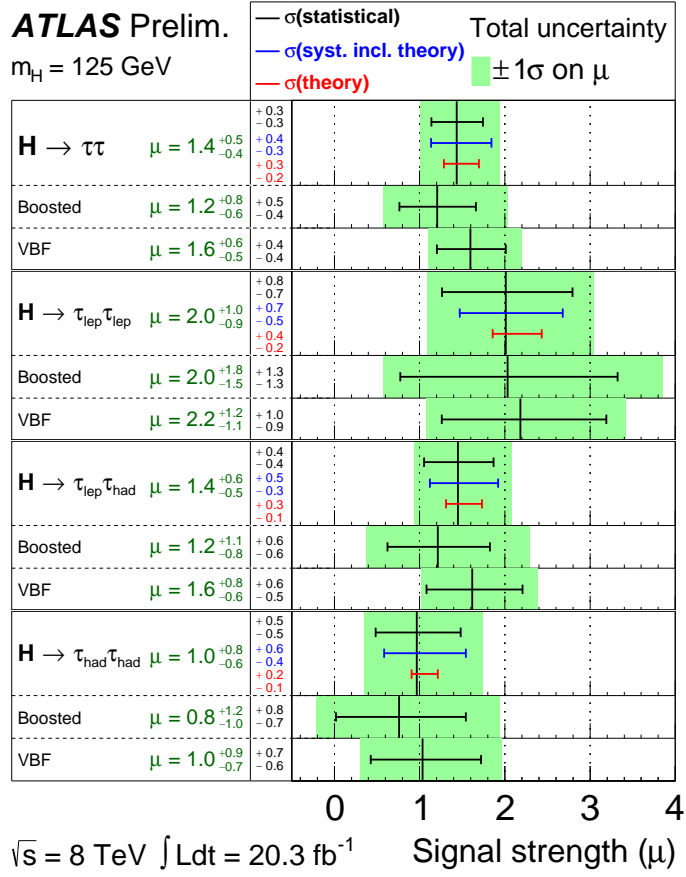


Figure 5: ATLAS $H \rightarrow \tau\tau$ results on signal strength.

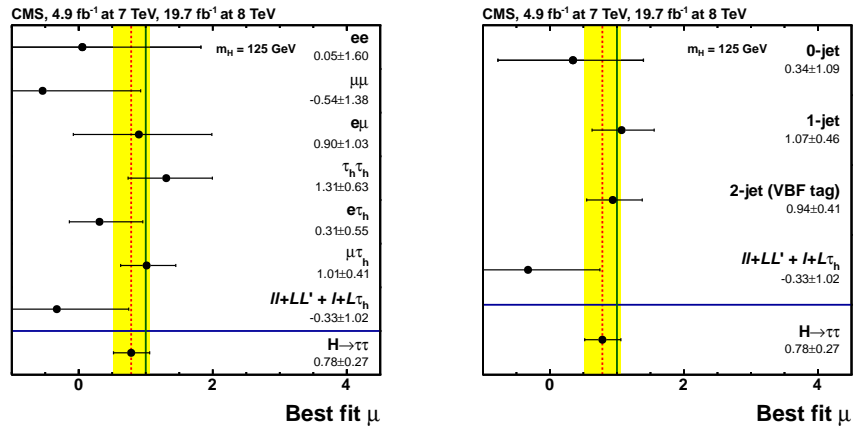


Figure 6: CMS $H \rightarrow \tau\tau$ results on signal strength.

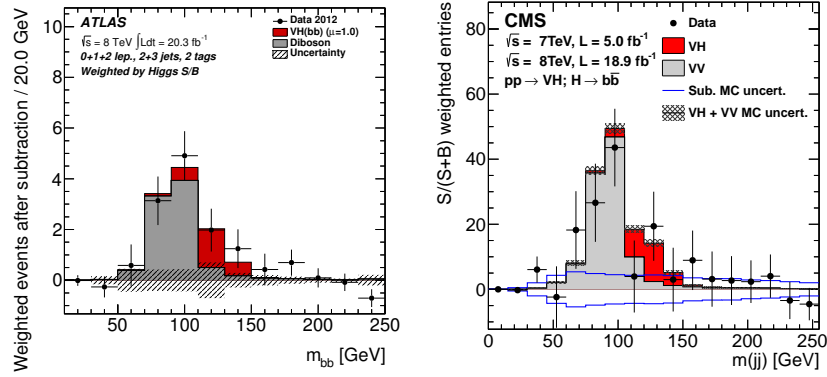


Figure 7: Final distribution of m_{bb} where events are weighted according to their S/B bin (Fig. 6); ATLAS (left) and CMS (right).

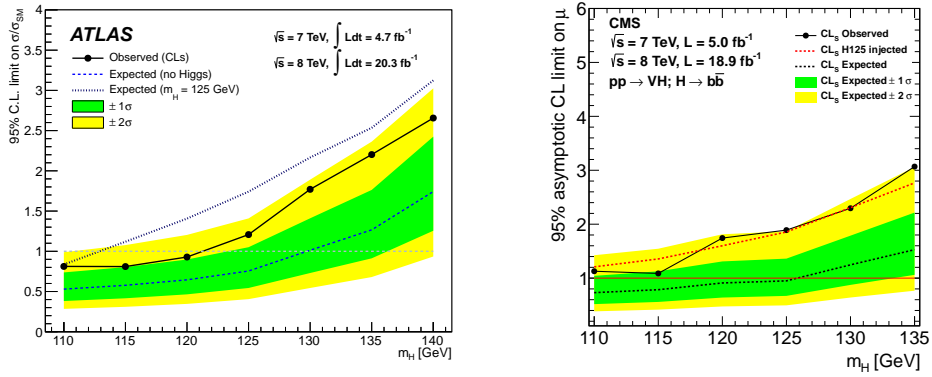


Figure 8: Upper limits on the signal strength of the $VH(bb)$ by ATLAS (left) and CMS (right).

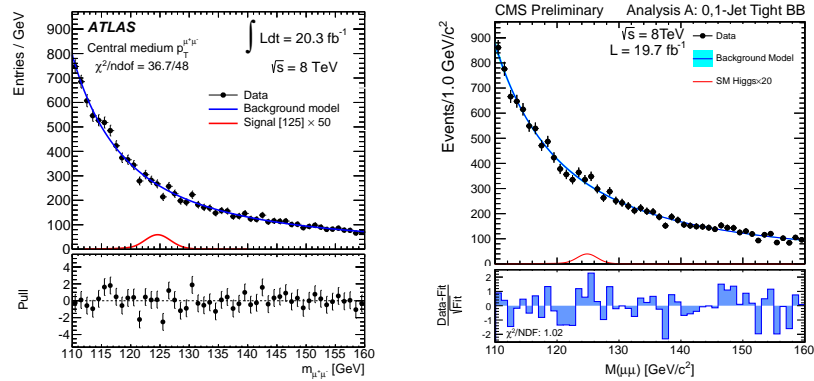


Figure 9: $m_{\mu\mu}$ distributions of “central” events by ATLAS (left) and CMS (right).

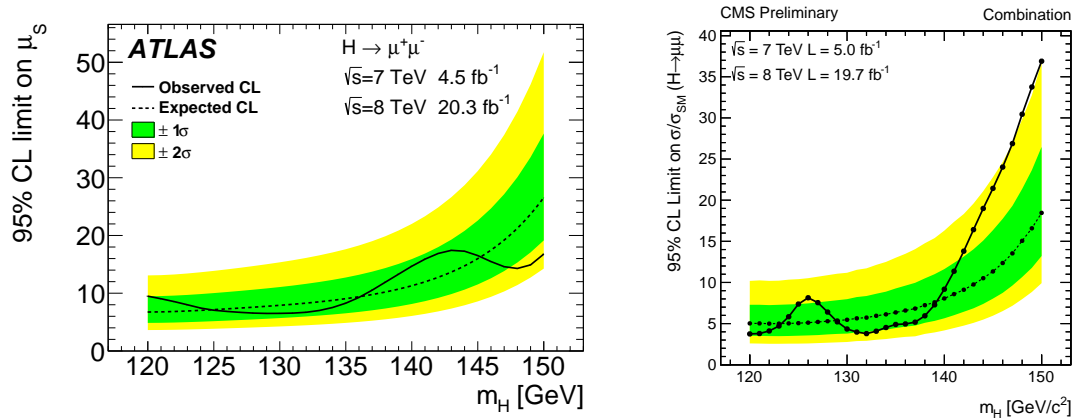


Figure 10: Upper limits on the signal strength of the $H \rightarrow \mu\mu$ by ATLAS (left) and CMS (right).

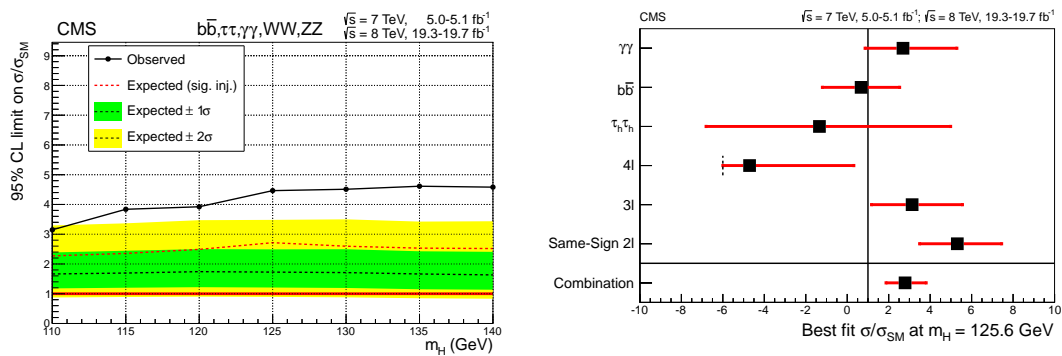


Figure 11: CMS upper limit on the signal strength of the ttH process (left); and the best fit μ by event category (right).