



First observation of the decays

$$\begin{aligned} \bar{B}_{(s)}^0 &\rightarrow D_s^+ K^- \pi^+ \pi^- \quad \text{and} \\ \bar{B}_s^0 &\rightarrow D_{s1}(2536)^+ \pi^- \end{aligned}$$

The LHCb collaboration[†]

Abstract

The first observation of the decays $\bar{B}_s^0 \rightarrow D_s^+ K^- \pi^+ \pi^-$ and $\bar{B}^0 \rightarrow D_s^+ K^- \pi^+ \pi^-$ are reported using an integrated luminosity of 1.0 fb^{-1} recorded by the LHCb experiment. The branching fractions, normalized with respect to $\bar{B}_s^0 \rightarrow D_s^+ \pi^- \pi^+ \pi^-$ and $\bar{B}^0 \rightarrow D_s^+ K^- \pi^+ \pi^-$, respectively, are measured to be

$$\begin{aligned} \frac{\mathcal{B}(\bar{B}_s^0 \rightarrow D_s^+ K^- \pi^+ \pi^-)}{\mathcal{B}(\bar{B}_s^0 \rightarrow D_s^+ \pi^- \pi^+ \pi^-)} &= (5.2 \pm 0.5 \pm 0.3) \times 10^{-2}, \\ \frac{\mathcal{B}(\bar{B}^0 \rightarrow D_s^+ K^- \pi^+ \pi^-)}{\mathcal{B}(\bar{B}_s^0 \rightarrow D_s^+ K^- \pi^+ \pi^-)} &= 0.54 \pm 0.07 \pm 0.07, \end{aligned}$$

where the first uncertainty is statistical and the second is systematic. The $\bar{B}_s^0 \rightarrow D_s^+ K^- \pi^+ \pi^-$ decay is of particular interest as it can be used to measure the weak phase γ . First observation of the $\bar{B}_s^0 \rightarrow D_{s1}(2536)^+ \pi^-$, $D_{s1}^+ \rightarrow D_s^+ \pi^- \pi^+$ decay is also presented, and its branching fraction relative to $\bar{B}_s^0 \rightarrow D_s^+ \pi^- \pi^+ \pi^-$ is found to be

$$\frac{\mathcal{B}(\bar{B}_s^0 \rightarrow D_{s1}(2536)^+ \pi^-, D_{s1}^+ \rightarrow D_s^+ \pi^- \pi^+)}{\mathcal{B}(\bar{B}_s^0 \rightarrow D_s^+ \pi^- \pi^+ \pi^-)} = (4.0 \pm 1.0 \pm 0.4) \times 10^{-3}.$$

Submitted to Physical Review D

[†]Authors are listed on the following pages.

LHCb collaboration

R. Aaij³⁸, C. Abellan Beteta^{33,n}, A. Adametz¹¹, B. Adeva³⁴, M. Adinolfi⁴³, C. Adrover⁶, A. Affolder⁴⁹, Z. Ajaltouni⁵, J. Albrecht³⁵, F. Alessio³⁵, M. Alexander⁴⁸, S. Ali³⁸, G. Alkhazov²⁷, P. Alvarez Cartelle³⁴, A.A. Alves Jr²², S. Amato², Y. Amhis³⁶, L. Anderlini^{17,f}, J. Anderson³⁷, R.B. Appleby⁵¹, O. Aquines Gutierrez¹⁰, F. Archilli^{18,35}, A. Artamonov³², M. Artuso⁵³, E. Aslanides⁶, G. Auriemma^{22,m}, S. Bachmann¹¹, J.J. Back⁴⁵, C. Baesso⁵⁴, W. Baldini¹⁶, R.J. Barlow⁵¹, C. Barschel³⁵, S. Barsuk⁷, W. Barter⁴⁴, A. Bates⁴⁸, Th. Bauer³⁸, A. Bay³⁶, J. Beddow⁴⁸, I. Bediaga¹, S. Belogurov²⁸, K. Belous³², I. Belyaev²⁸, E. Ben-Haim⁸, M. Benayoun⁸, G. Bencivenni¹⁸, S. Benson⁴⁷, J. Benton⁴³, A. Bereznoi²⁹, R. Bernet³⁷, M.-O. Bettler⁴⁴, M. van Beuzekom³⁸, A. Bien¹¹, S. Bifani¹², T. Bird⁵¹, A. Bizzeti^{17,h}, P.M. Bjørnstad⁵¹, T. Blake³⁵, F. Blanc³⁶, C. Blanks⁵⁰, J. Blouw¹¹, S. Blusk⁵³, A. Bobrov³¹, V. Bocci²², A. Bondar³¹, N. Bondar²⁷, W. Bonivento¹⁵, S. Borghi^{48,51}, A. Borgia⁵³, T.J.V. Bowcock⁴⁹, C. Bozzi¹⁶, T. Brambach⁹, J. van den Brand³⁹, J. Bressieux³⁶, D. Brett⁵¹, M. Britsch¹⁰, T. Britton⁵³, N.H. Brook⁴³, H. Brown⁴⁹, A. Büchler-Germann³⁷, I. Burducea²⁶, A. Bursche³⁷, J. Buytaert³⁵, S. Cadeddu¹⁵, O. Callot⁷, M. Calvi^{20,j}, M. Calvo Gomez^{33,n}, A. Camboni³³, P. Campana^{18,35}, A. Carbone^{14,c}, G. Carboni^{21,k}, R. Cardinale^{19,i}, A. Cardini¹⁵, H. Carranza-Mejia⁴⁷, L. Carson⁵⁰, K. Carvalho Akiba², G. Casse⁴⁹, M. Cattaneo³⁵, Ch. Cauet⁹, M. Charles⁵², Ph. Charpentier³⁵, P. Chen^{3,36}, N. Chiapolini³⁷, M. Chrzaszcz²³, K. Ciba³⁵, X. Cid Vidal³⁴, G. Ciezarek⁵⁰, P.E.L. Clarke⁴⁷, M. Clemencic³⁵, H.V. Cliff⁴⁴, J. Closier³⁵, C. Coca²⁶, V. Coco³⁸, J. Cogan⁶, E. Cogneras⁵, P. Collins³⁵, A. Comerma-Montells³³, A. Contu^{52,15}, A. Cook⁴³, M. Coombes⁴³, G. Corti³⁵, B. Couturier³⁵, G.A. Cowan³⁶, D. Craik⁴⁵, S. Cunliffe⁵⁰, R. Currie⁴⁷, C. D'Ambrosio³⁵, P. David⁸, P.N.Y. David³⁸, I. De Bonis⁴, K. De Bruyn³⁸, S. De Capua⁵¹, M. De Cian³⁷, J.M. De Miranda¹, L. De Paula², P. De Simone¹⁸, D. Decamp⁴, M. Deckenhoff⁹, H. Degaudenzi^{36,35}, L. Del Buono⁸, C. Deplano¹⁵, D. Derkach¹⁴, O. Deschamps⁵, F. Dettori³⁹, A. Di Canto¹¹, J. Dickens⁴⁴, H. Dijkstra³⁵, P. Diniz Batista¹, M. Dogaru²⁶, F. Domingo Bonal^{33,n}, S. Donleavy⁴⁹, F. Dordei¹¹, A. Dosil Suárez³⁴, D. Dosssett⁴⁵, A. Dovbnya⁴⁰, F. Dupertuis³⁶, R. Dzhelyadin³², A. Dziurda²³, A. Dzyuba²⁷, S. Easo^{46,35}, U. Egede⁵⁰, V. Egorychev²⁸, S. Eidelman³¹, D. van Eijk³⁸, S. Eisenhardt⁴⁷, R. Ekelhof⁹, L. Eklund⁴⁸, I. El Rifai⁵, Ch. Elsasser³⁷, D. Elsby⁴², A. Falabella^{14,e}, C. Färber¹¹, G. Fardell⁴⁷, C. Farinelli³⁸, S. Farry¹², V. Fave³⁶, V. Fernandez Albor³⁴, F. Ferreira Rodrigues¹, M. Ferro-Luzzi³⁵, S. Filippov³⁰, C. Fitzpatrick³⁵, M. Fontana¹⁰, F. Fontanelli^{19,i}, R. Forty³⁵, O. Francisco², M. Frank³⁵, C. Frei³⁵, M. Frosini^{17,f}, S. Furcas²⁰, A. Gallas Torreira³⁴, D. Galli^{14,c}, M. Gandelman², P. Gandini⁵², Y. Gao³, J-C. Garnier³⁵, J. Garofoli⁵³, P. Garosi⁵¹, J. Garra Tico⁴⁴, L. Garrido³³, C. Gaspar³⁵, R. Gauld⁵², E. Gersabeck¹¹, M. Gersabeck³⁵, T. Gershon^{45,35}, Ph. Ghez⁴, V. Gibson⁴⁴, V.V. Gligorov³⁵, C. Göbel⁵⁴, D. Golubkov²⁸, A. Golutvin^{50,28,35}, A. Gomes², H. Gordon⁵², M. Grabalosa Gándara³³, R. Graciani Diaz³³, L.A. Granado Cardoso³⁵, E. Graugés³³, G. Graziani¹⁷, A. Grecu²⁶, E. Greening⁵², S. Gregson⁴⁴, O. Grünberg⁵⁵, B. Gui⁵³, E. Gushchin³⁰, Yu. Guz³², T. Gys³⁵, C. Hadjivasiliou⁵³, G. Haefeli³⁶, C. Haen³⁵, S.C. Haines⁴⁴, S. Hall⁵⁰, T. Hampson⁴³, S. Hansmann-Menzemer¹¹, N. Harnew⁵², S.T. Harnew⁴³, J. Harrison⁵¹, P.F. Harrison⁴⁵, T. Hartmann⁵⁵, J. He⁷, V. Heijne³⁸, K. Hennessy⁴⁹, P. Henrard⁵, J.A. Hernando Morata³⁴, E. van Herwijnen³⁵, E. Hicks⁴⁹, D. Hill⁵², M. Hoballah⁵, P. Hopchev⁴, W. Hulsbergen³⁸, P. Hunt⁵², T. Huse⁴⁹, N. Hussain⁵², D. Hutchcroft⁴⁹, D. Hynds⁴⁸, V. Iakovenko⁴¹, P. Ilten¹², J. Imong⁴³, R. Jacobsson³⁵, A. Jaeger¹¹, M. Jahjah Hussein⁵, E. Jans³⁸, F. Jansen³⁸, P. Jaton³⁶,

B. Jean-Marie⁷, F. Jing³, M. John⁵², D. Johnson⁵², C.R. Jones⁴⁴, B. Jost³⁵, M. Kabbalo⁹,
 S. Kandybei⁴⁰, M. Karacson³⁵, T.M. Karbach³⁵, I.R. Kenyon⁴², U. Kerzel³⁵, T. Ketel³⁹,
 A. Keune³⁶, B. Khanji²⁰, Y.M. Kim⁴⁷, O. Kochebina⁷, V. Komarov^{36,29}, R.F. Koopman³⁹,
 P. Koppenburg³⁸, M. Korolev²⁹, A. Kozlinskiy³⁸, L. Kravchuk³⁰, K. Kreplin¹¹, M. Kreps⁴⁵,
 G. Krocker¹¹, P. Krokovny³¹, F. Kruse⁹, M. Kucharczyk^{20,23,j}, V. Kudryavtsev³¹,
 T. Kvaratskheliya^{28,35}, V.N. La Thi³⁶, D. Lacarrere³⁵, G. Lafferty⁵¹, A. Lai¹⁵, D. Lambert⁴⁷,
 R.W. Lambert³⁹, E. Lanciotti³⁵, G. Lanfranchi^{18,35}, C. Langenbruch³⁵, T. Latham⁴⁵,
 C. Lazzeroni⁴², R. Le Gac⁶, J. van Leerdam³⁸, J.-P. Lees⁴, R. Lefèvre⁵, A. Leflat^{29,35},
 J. Lefrançois⁷, O. Leroy⁶, T. Lesiak²³, Y. Li³, L. Li Gioi⁵, M. Liles⁴⁹, R. Lindner³⁵, C. Linn¹¹,
 B. Liu³, G. Liu³⁵, J. von Loeben²⁰, J.H. Lopes², E. Lopez Asamar³³, N. Lopez-March³⁶,
 H. Lu³, J. Luisier³⁶, H. Luo⁴⁷, A. Mac Raighne⁴⁸, F. Machefert⁷, I.V. Machikhiliyan^{4,28},
 F. Maciuc²⁶, O. Maev^{27,35}, J. Magnin¹, M. Maino²⁰, S. Malde⁵², G. Manca^{15,d}, G. Mancinelli⁶,
 N. Mangiafave⁴⁴, U. Marconi¹⁴, R. Märki³⁶, J. Marks¹¹, G. Martellotti²², A. Martens⁸,
 L. Martin⁵², A. Martín Sánchez⁷, M. Martinelli³⁸, D. Martinez Santos³⁵, D. Martins Tostes²,
 A. Massafferri¹, R. Matev³⁵, Z. Mathe³⁵, C. Matteuzzi²⁰, M. Matveev²⁷, E. Maurice⁶,
 A. Mazurov^{16,30,35,e}, J. McCarthy⁴², G. McGregor⁵¹, R. McNulty¹², M. Meissner¹¹, M. Merk³⁸,
 J. Merkel⁹, D.A. Milanes¹³, M.-N. Minard⁴, J. Molina Rodriguez⁵⁴, S. Monteil⁵, D. Moran⁵¹,
 P. Morawski²³, R. Mountain⁵³, I. Mous³⁸, F. Muheim⁴⁷, K. Müller³⁷, R. Muresan²⁶,
 B. Muryn²⁴, B. Muster³⁶, J. Mylroie-Smith⁴⁹, P. Naik⁴³, T. Nakada³⁶, R. Nandakumar⁴⁶,
 I. Nasteva¹, M. Needham⁴⁷, N. Neufeld³⁵, A.D. Nguyen³⁶, T.D. Nguyen³⁶, C. Nguyen-Mau^{36,o},
 M. Nicol⁷, V. Niess⁵, N. Nikitin²⁹, T. Nikodem¹¹, A. Nomerotski^{52,35}, A. Novoselov³²,
 A. Oblakowska-Mucha²⁴, V. Obraztsov³², S. Oggero³⁸, S. Ogilvy⁴⁸, O. Okhrimenko⁴¹,
 R. Oldeman^{15,d,35}, M. Orlandea²⁶, J.M. Otalora Goicochea², P. Owen⁵⁰, B.K. Pal⁵³,
 A. Palano^{13,b}, M. Palutan¹⁸, J. Panman³⁵, A. Papanestis⁴⁶, M. Pappagallo⁴⁸, C. Parkes⁵¹,
 C.J. Parkinson⁵⁰, G. Passaleva¹⁷, G.D. Patel⁴⁹, M. Patel⁵⁰, G.N. Patrick⁴⁶, C. Patrignani^{19,i},
 C. Pavel-Nicorescu²⁶, A. Pazos Alvarez³⁴, A. Pellegrino³⁸, G. Penso^{22,l}, M. Pepe Altarelli³⁵,
 S. Perazzini^{14,c}, D.L. Perego^{20,j}, E. Perez Trigo³⁴, A. Pérez-Calero Yzquierdo³³, P. Perret⁵,
 M. Perrin-Terrin⁶, G. Pessina²⁰, K. Petridis⁵⁰, A. Petrolini^{19,i}, A. Phan⁵³,
 E. Picatoste Olloqui³³, B. Pie Valls³³, B. Pietrzyk⁴, T. Pilař⁴⁵, D. Pinci²², S. Playfer⁴⁷,
 M. Plo Casasus³⁴, F. Polci⁸, G. Polok²³, A. Poluektov^{45,31}, E. Polycarpo², D. Popov¹⁰,
 B. Popovici²⁶, C. Potterat³³, A. Powell⁵², J. Prisciandaro³⁶, V. Pugatch⁴¹, A. Puig Navarro³⁶,
 W. Qian⁴, J.H. Rademacker⁴³, B. Rakotomiamanana³⁶, M.S. Rangel², I. Raniuk⁴⁰,
 N. Rauschmayr³⁵, G. Raven³⁹, S. Redford⁵², M.M. Reid⁴⁵, A.C. dos Reis¹, S. Ricciardi⁴⁶,
 A. Richards⁵⁰, K. Rinnert⁴⁹, V. Rives Molina³³, D.A. Roa Romero⁵, P. Robbe⁷,
 E. Rodrigues^{48,51}, P. Rodriguez Perez³⁴, G.J. Rogers⁴⁴, S. Roiser³⁵, V. Romanovsky³²,
 A. Romero Vidal³⁴, J. Rouvinet³⁶, T. Ruf³⁵, H. Ruiz³³, G. Sabatino^{22,k}, J.J. Saborido Silva³⁴,
 N. Sagidova²⁷, P. Sail⁴⁸, B. Saitta^{15,d}, C. Salzmann³⁷, B. Sanmartin Sedes³⁴, M. Sannino^{19,i},
 R. Santacesaria²², C. Santamarina Rios³⁴, R. Santinelli³⁵, E. Santovetti^{21,k}, M. Sapunov⁶,
 A. Sarti^{18,l}, C. Satriano^{22,m}, A. Satta²¹, M. Savrie^{16,e}, P. Schaack⁵⁰, M. Schiller³⁹,
 H. Schindler³⁵, S. Schleich⁹, M. Schlupp⁹, M. Schmelling¹⁰, B. Schmidt³⁵, O. Schneider³⁶,
 A. Schopper³⁵, M.-H. Schune⁷, R. Schwemmer³⁵, B. Sciascia¹⁸, A. Sciubba^{18,l}, M. Seco³⁴,
 A. Semennikov²⁸, K. Senderowska²⁴, I. Sepp⁵⁰, N. Serra³⁷, J. Serrano⁶, P. Seyfert¹¹,
 M. Shapkin³², I. Shapoval^{40,35}, P. Shatalov²⁸, Y. Shcheglov²⁷, T. Shears^{49,35}, L. Shekhtman³¹,
 O. Shevchenko⁴⁰, V. Shevchenko²⁸, A. Shires⁵⁰, R. Silva Coutinho⁴⁵, T. Skwarnicki⁵³,
 N.A. Smith⁴⁹, E. Smith^{52,46}, M. Smith⁵¹, K. Sobczak⁵, F.J.P. Soler⁴⁸, F. Soomro^{18,35},
 D. Souza⁴³, B. Souza De Paula², B. Spaan⁹, A. Sparkes⁴⁷, P. Spradlin⁴⁸, F. Stagni³⁵,

S. Stahl¹¹, O. Steinkamp³⁷, S. Stoica²⁶, S. Stone⁵³, B. Storaci³⁸, M. Straticiu²⁶,
U. Straumann³⁷, V.K. Subbiah³⁵, S. Swientek⁹, M. Szczekowski²⁵, P. Szczypka^{36,35},
T. Szumlak²⁴, S. T'Jampens⁴, M. Teklishyn⁷, E. Teodorescu²⁶, F. Teubert³⁵, C. Thomas⁵²,
E. Thomas³⁵, J. van Tilburg¹¹, V. Tisserand⁴, M. Tobin³⁷, S. Tol³⁹, D. Tonelli³⁵,
S. Topp-Joergensen⁵², N. Torr⁵², E. Tournefier^{4,50}, S. Tourneur³⁶, M.T. Tran³⁶,
A. Tsaregorodtsev⁶, P. Tsopelas³⁸, N. Tuning³⁸, M. Ubeda Garcia³⁵, A. Ukleja²⁵, D. Urner⁵¹,
U. Uwer¹¹, V. Vagnoni¹⁴, G. Valenti¹⁴, R. Vazquez Gomez³³, P. Vazquez Regueiro³⁴,
S. Vecchi¹⁶, J.J. Velthuis⁴³, M. Veltri^{17,g}, G. Veneziano³⁶, M. Vesterinen³⁵, B. Viaud⁷,
I. Videau⁷, D. Vieira², X. Vilasis-Cardona^{33,n}, J. Visniakov³⁴, A. Vollhardt³⁷, D. Volyanskyy¹⁰,
D. Voong⁴³, A. Vorobyev²⁷, V. Vorobyev³¹, C. Voß⁵⁵, H. Voss¹⁰, R. Waldi⁵⁵, R. Wallace¹²,
S. Wandernoth¹¹, J. Wang⁵³, D.R. Ward⁴⁴, N.K. Watson⁴², A.D. Webber⁵¹, D. Websdale⁵⁰,
M. Whitehead⁴⁵, J. Wicht³⁵, D. Wiedner¹¹, L. Wiggers³⁸, G. Wilkinson⁵², M.P. Williams^{45,46},
M. Williams^{50,p}, F.F. Wilson⁴⁶, J. Wishahi⁹, M. Witek²³, W. Witzeling³⁵, S.A. Wotton⁴⁴,
S. Wright⁴⁴, S. Wu³, K. Wyllie³⁵, Y. Xie^{47,35}, F. Xing⁵², Z. Xing⁵³, Z. Yang³, R. Young⁴⁷,
X. Yuan³, O. Yushchenko³², M. Zangoli¹⁴, M. Zavertyaev^{10,a}, F. Zhang³, L. Zhang⁵³,
W.C. Zhang¹², Y. Zhang³, A. Zhelezov¹¹, L. Zhong³, A. Zvyagin³⁵.

¹Centro Brasileiro de Pesquisas Físicas (CBPF), Rio de Janeiro, Brazil

²Universidade Federal do Rio de Janeiro (UFRJ), Rio de Janeiro, Brazil

³Center for High Energy Physics, Tsinghua University, Beijing, China

⁴LAPP, Université de Savoie, CNRS/IN2P3, Annecy-Le-Vieux, France

⁵Clermont Université, Université Blaise Pascal, CNRS/IN2P3, LPC, Clermont-Ferrand, France

⁶CPPM, Aix-Marseille Université, CNRS/IN2P3, Marseille, France

⁷LAL, Université Paris-Sud, CNRS/IN2P3, Orsay, France

⁸LPNHE, Université Pierre et Marie Curie, Université Paris Diderot, CNRS/IN2P3, Paris, France

⁹Fakultät Physik, Technische Universität Dortmund, Dortmund, Germany

¹⁰Max-Planck-Institut für Kernphysik (MPIK), Heidelberg, Germany

¹¹Physikalisches Institut, Ruprecht-Karls-Universität Heidelberg, Heidelberg, Germany

¹²School of Physics, University College Dublin, Dublin, Ireland

¹³Sezione INFN di Bari, Bari, Italy

¹⁴Sezione INFN di Bologna, Bologna, Italy

¹⁵Sezione INFN di Cagliari, Cagliari, Italy

¹⁶Sezione INFN di Ferrara, Ferrara, Italy

¹⁷Sezione INFN di Firenze, Firenze, Italy

¹⁸Laboratori Nazionali dell'INFN di Frascati, Frascati, Italy

¹⁹Sezione INFN di Genova, Genova, Italy

²⁰Sezione INFN di Milano Bicocca, Milano, Italy

²¹Sezione INFN di Roma Tor Vergata, Roma, Italy

²²Sezione INFN di Roma La Sapienza, Roma, Italy

²³Henryk Niewodniczanski Institute of Nuclear Physics Polish Academy of Sciences, Kraków, Poland

²⁴AGH University of Science and Technology, Kraków, Poland

²⁵National Center for Nuclear Research (NCBJ), Warsaw, Poland

²⁶Horia Hulubei National Institute of Physics and Nuclear Engineering, Bucharest-Magurele, Romania

²⁷Petersburg Nuclear Physics Institute (PNPI), Gatchina, Russia

²⁸Institute of Theoretical and Experimental Physics (ITEP), Moscow, Russia

²⁹Institute of Nuclear Physics, Moscow State University (SINP MSU), Moscow, Russia

³⁰Institute for Nuclear Research of the Russian Academy of Sciences (INR RAN), Moscow, Russia

³¹Budker Institute of Nuclear Physics (SB RAS) and Novosibirsk State University, Novosibirsk, Russia

³²Institute for High Energy Physics (IHEP), Protvino, Russia

³³Universitat de Barcelona, Barcelona, Spain

- ³⁴*Universidad de Santiago de Compostela, Santiago de Compostela, Spain*
³⁵*European Organization for Nuclear Research (CERN), Geneva, Switzerland*
³⁶*Ecole Polytechnique Fédérale de Lausanne (EPFL), Lausanne, Switzerland*
³⁷*Physik-Institut, Universität Zürich, Zürich, Switzerland*
³⁸*Nikhef National Institute for Subatomic Physics, Amsterdam, The Netherlands*
³⁹*Nikhef National Institute for Subatomic Physics and VU University Amsterdam, Amsterdam, The Netherlands*
⁴⁰*NSC Kharkiv Institute of Physics and Technology (NSC KIPT), Kharkiv, Ukraine*
⁴¹*Institute for Nuclear Research of the National Academy of Sciences (KINR), Kyiv, Ukraine*
⁴²*University of Birmingham, Birmingham, United Kingdom*
⁴³*H.H. Wills Physics Laboratory, University of Bristol, Bristol, United Kingdom*
⁴⁴*Cavendish Laboratory, University of Cambridge, Cambridge, United Kingdom*
⁴⁵*Department of Physics, University of Warwick, Coventry, United Kingdom*
⁴⁶*STFC Rutherford Appleton Laboratory, Didcot, United Kingdom*
⁴⁷*School of Physics and Astronomy, University of Edinburgh, Edinburgh, United Kingdom*
⁴⁸*School of Physics and Astronomy, University of Glasgow, Glasgow, United Kingdom*
⁴⁹*Oliver Lodge Laboratory, University of Liverpool, Liverpool, United Kingdom*
⁵⁰*Imperial College London, London, United Kingdom*
⁵¹*School of Physics and Astronomy, University of Manchester, Manchester, United Kingdom*
⁵²*Department of Physics, University of Oxford, Oxford, United Kingdom*
⁵³*Syracuse University, Syracuse, NY, United States*
⁵⁴*Pontifícia Universidade Católica do Rio de Janeiro (PUC-Rio), Rio de Janeiro, Brazil, associated to ²*
⁵⁵*Institut für Physik, Universität Rostock, Rostock, Germany, associated to ¹¹*

^a*P.N. Lebedev Physical Institute, Russian Academy of Science (LPI RAS), Moscow, Russia*

^b*Università di Bari, Bari, Italy*

^c*Università di Bologna, Bologna, Italy*

^d*Università di Cagliari, Cagliari, Italy*

^e*Università di Ferrara, Ferrara, Italy*

^f*Università di Firenze, Firenze, Italy*

^g*Università di Urbino, Urbino, Italy*

^h*Università di Modena e Reggio Emilia, Modena, Italy*

ⁱ*Università di Genova, Genova, Italy*

^j*Università di Milano Bicocca, Milano, Italy*

^k*Università di Roma Tor Vergata, Roma, Italy*

^l*Università di Roma La Sapienza, Roma, Italy*

^m*Università della Basilicata, Potenza, Italy*

ⁿ*LIFAEELS, La Salle, Universitat Ramon Llull, Barcelona, Spain*

^o*Hanoi University of Science, Hanoi, Viet Nam*

^p*Massachusetts Institute of Technology, Cambridge, MA, United States*

1 Introduction

In the Standard Model (SM), the amplitudes associated with flavor-changing processes depend on four Cabibbo-Kobayashi-Maskawa (CKM) [1, 2] matrix parameters. Contributions from physics beyond the Standard Model (BSM) add coherently to these amplitudes, leading to potential deviations in rates and CP-violating asymmetries when compared to the SM contributions alone. Since the SM does not predict the CKM parameters, it is important to make precise measurements of their values in processes that are expected to be insensitive to BSM contributions. Their values then provide a benchmark to which BSM-sensitive measurements can be compared.

The least well-determined of the CKM parameters is the weak phase $\gamma \equiv \arg\left(-\frac{V_{ub}^* V_{ud}}{V_{cb}^* V_{cd}}\right)$, which, through direct measurements, is known to a precision of $\sim 10^\circ - 12^\circ$ [3, 4]. It may be probed using time-independent rates of decays such as $B^- \rightarrow DK^-$ [5, 6, 7], or by analyzing the time-dependent decay rates of processes such as $B_s^0 \rightarrow D_s^\mp K^\pm$ [8, 9, 10, 11]. Sensitivity to the weak phase γ results from the interference between $b \rightarrow c$ and $b \rightarrow u$ transitions, as indicated in Figs. 1(a-c). Such measurements may be extended to multibody decay modes, such as $B^- \rightarrow DK^- \pi^+ \pi^-$ [12] for a time-independent measurement, or $\bar{B}_s^0 \rightarrow D_s^+ K^- \pi^+ \pi^-$ in the case of a time-dependent analysis.

The $\bar{B}^0 \rightarrow D^+ K^- \pi^+ \pi^-$ decay, while having the same final state as $\bar{B}_s^0 \rightarrow D_s^+ K^- \pi^+ \pi^-$, receives contributions not only from the W -exchange process (Fig. 1(d)), but also from $b \rightarrow c$ transitions in association with the production of an extra $s\bar{s}$ pair (Figs. 1(e-f)). The decay may also proceed through mixing followed by a $b \rightarrow u$, W -exchange process (not shown). However, this amplitude is Cabibbo-, helicity- and color-suppressed, and is therefore negligible compared to the $b \rightarrow c$ amplitude.

This paper reports the first observation of $\bar{B}_s^0 \rightarrow D_s^+ K^- \pi^+ \pi^-$ and $\bar{B}^0 \rightarrow D_s^+ K^- \pi^+ \pi^-$, and measurements of their branching fractions relative to $\bar{B}_s^0 \rightarrow D_s^+ \pi^- \pi^+ \pi^-$ and $\bar{B}_s^0 \rightarrow D_s^+ K^- \pi^+ \pi^-$, respectively. The data sample is based on an integrated luminosity of 1.0 fb^{-1} of pp collisions at $\sqrt{s} = 7 \text{ TeV}$ collected by the LHCb experiment. The same data sample is also used to observe the $\bar{B}_s^0 \rightarrow D_{s1}(2536)^+ \pi^-$, $D_{s1}^+ \rightarrow D_s^+ \pi^- \pi^+$ decay for the first time, and measure its branching fraction relative to $\bar{B}_s^0 \rightarrow D_s^+ \pi^- \pi^+ \pi^-$. The inclusion of charge-conjugated modes is implied throughout this paper.

2 Detector and simulation

The LHCb detector [13] is a single-arm forward spectrometer covering the pseudorapidity range $2 < \eta < 5$, designed for the study of particles containing b or c quarks. The detector includes a high precision tracking system consisting of a silicon-strip vertex detector surrounding the pp interaction region, a large-area silicon-strip detector located upstream of a dipole magnet with a bending power of about 4 Tm , and three stations of silicon-strip detectors and straw drift-tubes placed downstream. The combined tracking system has a momentum resolution ($\Delta p/p$) that varies from 0.4% at $5 \text{ GeV}/c$ to 0.6% at $100 \text{ GeV}/c$, and an impact parameter (IP) resolution of $20 \mu\text{m}$ for tracks with high transverse mo-

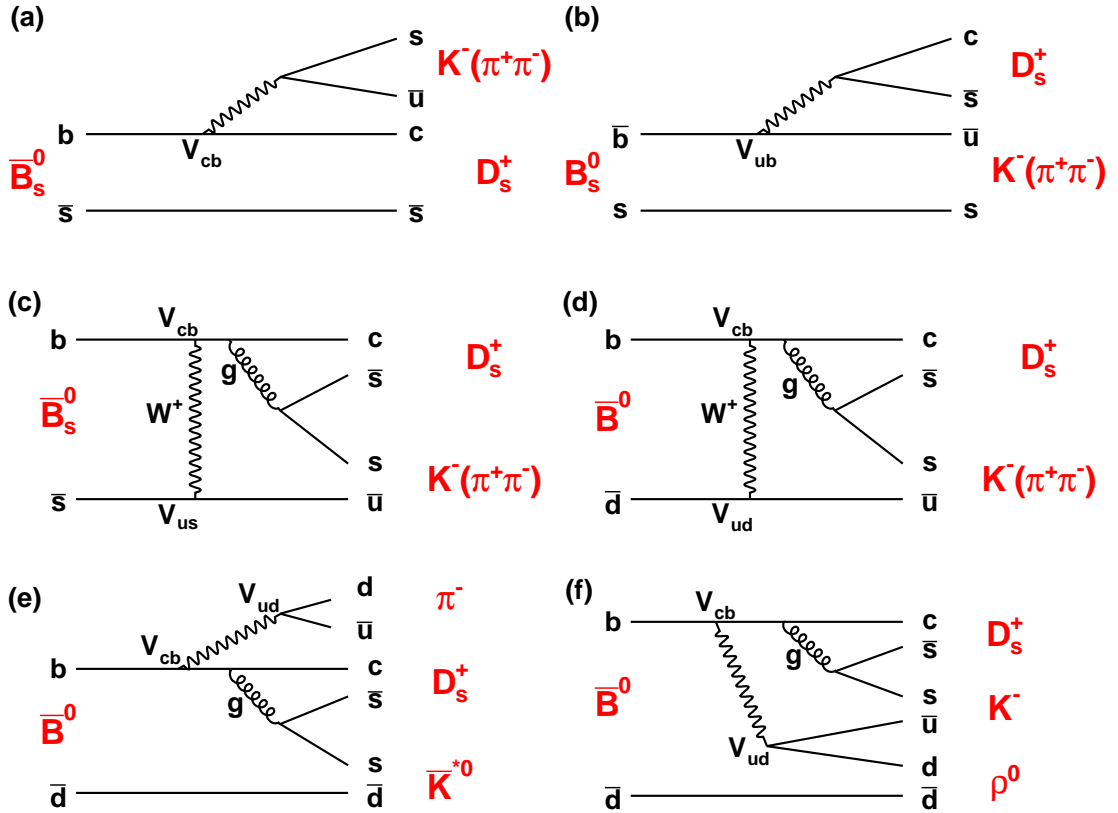


Figure 1: Diagrams contributing to the $B_s^0, \bar{B}_s^0 \rightarrow D_s^+ K^- \pi^+ \pi^-$ (a-c) and $\bar{B}^0 \rightarrow D_s^+ K^- \pi^+ \pi^-$ (d-f) decays, as described in the text. In (a-d), the additional $(\pi^+ \pi^-)$ indicates that the $K^- \pi^+ \pi^-$ may be produced either through an excited strange kaon resonance decay, or through fragmentation.

momentum (p_T). Charged hadrons are identified using two ring-imaging Cherenkov (RICH) detectors. Photon, electron and hadron candidates are identified by a calorimeter system consisting of scintillating-pad and pre-shower detectors, an electromagnetic calorimeter and a hadronic calorimeter. Muons are identified by a system composed of alternating layers of iron and multiwire proportional chambers.

The trigger consists of a hardware stage, based on information from the calorimeter and muon systems, followed by a software stage, which applies a full event reconstruction. The software trigger requires a two-, three- or four-track secondary vertex with a high p_T sum of the tracks and a significant displacement from the primary pp interaction vertices (PVs). At least one track should have $p_T > 1.7 \text{ GeV}/c$, an IP χ^2 greater than 16 with respect to all PVs, and a track fit $\chi^2/\text{ndf} < 2$, where ndf is the number of degrees of freedom. The IP χ^2 is defined as the difference between the χ^2 of the PV reconstructed with and without the considered particle. A multivariate algorithm is used for the identification of secondary vertices [14].

For the simulation, pp collisions are generated using PYTHIA 6.4 [15] with a specific LHCb configuration [16]. Decays of hadronic particles are described by EVTGEN [17] in which final state radiation is generated using PHOTOS [18]. The interaction of the generated particles with the detector and its response are implemented using the GEANT4 toolkit [19] as described in Ref. [20].

3 Signal selection

Signal $\bar{B}_{(s)}^0$ decay candidates are formed by pairing a $D_s^+ \rightarrow K^+K^-\pi^+$ candidate with either a $\pi^-\pi^+\pi^-$ (hereafter referred to as X_d) or a $K^-\pi^+\pi^-$ combination (hereafter referred to as X_s). Tracks used to form the D_s^+ and $X_{d,s}$ are required to be identified as either a pion or a kaon using information from the RICH detectors, have p_T in excess of 100 MeV/ c , and be significantly detached from any reconstructed PV in the event.

Signal D_s^+ candidates are required to have good vertex fit quality, be significantly displaced from the nearest PV, and have invariant mass, $M(K^+K^-\pi^+)$, within 20 MeV/ c^2 of the D_s^+ mass [21]. To suppress combinatorial and charmless backgrounds, only those D_s^+ candidates that are consistent with decaying through either the ϕ ($M(K^+K^-) < 1040$ MeV/ c^2) or \bar{K}^{*0} ($|M(K^-\pi^+) - m_{K^{*0}}| < 75$ MeV/ c^2) resonances are used (here, $m_{K^{*0}}$ is the K^{*0} mass [21]). The remaining charmless background yields are determined using the D_s^+ mass sidebands. For about 20% of candidates, when the K^+ is assumed to be a π^+ , the corresponding $K^-\pi^+\pi^+$ invariant mass is consistent with the D^+ mass. To suppress cross-feed from $\bar{B}^0 \rightarrow D^+X$ decays, a tighter particle identification (PID) requirement is applied to the K^+ in the $D_s^+ \rightarrow K^+K^-\pi^+$ candidates when $|M(K^-\pi^+\pi^+) - m_{D^+}| < 20$ MeV/ c^2 (m_{D^+} is the D^+ mass [21]). Similarly, if the invariant mass of the particles forming the D_s^+ candidate, after replacing the K^+ mass with the proton mass, falls within 15 MeV/ c^2 of the Λ_c^+ mass, tighter PID selection is applied. The sizes of these mass windows are about 2.5 times the invariant mass resolution, and are sufficient to render these cross-feed backgrounds negligible.

Candidate X_d and X_s are formed from $\pi^-\pi^+\pi^-$ or $K^-\pi^+\pi^-$ combinations, where all invariant mass values up to 3 GeV/ c^2 are accepted. To reduce the level of combinatorial background, we demand that the $X_{d,s}$ vertex is displaced from the nearest PV by more than 100 μm in the direction transverse to the beam axis and that at least two of the daughter tracks have $p_T > 300$ MeV/ c . Backgrounds to the $\bar{B}_{(s)}^0 \rightarrow D_s^+K^-\pi^+\pi^-$ search from $\bar{B}_s^0 \rightarrow D_s^{(*)+}\pi^-\pi^+\pi^-$ or $\bar{B}_s^0 \rightarrow D_s^+K^-K^+\pi^-$ decays are suppressed by applying more stringent PID requirements to the K^- and π^+ in X_s . The PID requirements have an efficiency of about 65% for selecting X_s , while rejecting about 97% of the favored three-pion background. To suppress peaking backgrounds from $\bar{B}_s^0 \rightarrow D_s^+D_s^-$ decays, where $D_s^+ \rightarrow \pi^+\pi^-\pi^+$, $K^+\pi^-\pi^+$, it is required that $M(X_{d,s})$ is more than 20 MeV/ c^2 away from the D_s^+ mass.

Signal \bar{B}_s meson candidates are then formed by combining a D_s^+ with either an X_d or X_s . The reconstructed \bar{B} candidate is required to be well separated from the nearest PV with a decay time larger than 0.2 ps and have a good quality vertex fit. To suppress

remaining charmless backgrounds, which appear primarily in $\bar{B}^0 \rightarrow D_s^+ K^- \pi^+ \pi^-$, the vertex separation (VS) χ^2 between the D_s^+ and \bar{B} decay vertices is required to be greater than 9. Candidates passing all selection requirements are refit with both D_s^+ mass and vertex constraints to improve the mass resolution [22].

To further suppress combinatorial background, a boosted decision tree (BDT) selection [23] with the AdaBoost algorithm[24] is employed. The BDT is trained using simulated $\bar{B}_s^0 \rightarrow D_s^+ K^- \pi^+ \pi^-$ decays for the signal distributions, and the high \bar{B} mass sideband in data are used to model the backgrounds. The following thirteen variables are used:

- \bar{B} candidate: IP χ^2 , VS χ^2 , vertex fit χ^2 , and p_T ;
- D_s^+ candidate: Flight distance significance from \bar{B} vertex;
- $X_{d,s}$ candidate: IP χ^2 , maximum of the distances of closest approach between any pair of tracks in the decay;
- $X_{d,s}$ daughters: $\min(\text{IP } \chi^2)$, $\max(\text{IP } \chi^2)$, $\min(p_T)$;
- D_s^+ daughters: $\min(\text{IP } \chi^2)$, $\max(\text{IP } \chi^2)$, $\min(p_T)$,

where min and max denote the minimum and maximum of the indicated values amongst the daughter particles. The flight distance significance is the separation between the D_s^+ and \bar{B} vertices, normalized by the uncertainty. The training produces a single variable, x , that provides discrimination between signal decays and background contributions. The cut value is chosen by optimizing $S(x_{\text{cut}})/\sqrt{S(x_{\text{cut}}) + B(x_{\text{cut}})}$, where $S(x_{\text{cut}})$ and $B(x_{\text{cut}})$ are the expected signal and background yields, respectively, after requiring $x > x_{\text{cut}}$. At the optimal point, a signal efficiency of $\sim 90\%$ is expected while rejecting about 85% of the combinatorial background (after the previously discussed selections are applied). After all selections, about 3% of events have more than one signal candidate in both data and simulation. All candidates are kept for further analysis.

4 Fits to data

The $\bar{B}_s^0 \rightarrow D_s^+ \pi^- \pi^+ \pi^-$ and $\bar{B}_{(s)}^0 \rightarrow D_s^+ K^- \pi^+ \pi^-$ invariant mass spectra are each modeled by the sum of a signal and several background components. The signal shapes are obtained from simulation, and are each described by the sum of a Crystal Ball (CB) [25] shape and a Gaussian function. The CB shape parameter that describes the tail toward low mass is fixed based on simulated decays. A common, freely varying scale factor multiplies the width parameters in the CB and Gaussian functions to account for slightly larger resolution in data than in simulation. For the $\bar{B}_{(s)}^0 \rightarrow D_s^+ K^- \pi^+ \pi^-$ mass fit, the difference between the mean $\bar{B}_{(s)}^0$ and \bar{B}^0 masses is fixed to 87.35 MeV/ c^2 [21].

Several non-signal b -hadron decays produce broad peaking structures in the $D_s^+ \pi^- \pi^+ \pi^-$ and $D_s^+ K^- \pi^+ \pi^-$ invariant mass spectra. For $\bar{B}_s^0 \rightarrow D_s^+ \pi^- \pi^+ \pi^-$, the only

significant source of peaking background is from $\bar{B}_s^0 \rightarrow D_s^{*+} \pi^- \pi^+ \pi^-$, where the photon or π^0 from the D_s^{*+} decay is not included in the reconstructed decay. Since the full decay amplitude for $\bar{B}_s^0 \rightarrow D_s^{*+} \pi^- \pi^+ \pi^-$ is not known, the simulation may not adequately model the decay. Simulation is therefore used to provide an estimate for the shape, but the parameters are allowed to vary within one standard deviation about the fitted values.

For $\bar{B}_{(s)}^0 \rightarrow D_s^+ K^- \pi^+ \pi^-$, backgrounds from $\bar{B}_{(s)}^0 \rightarrow D_s^{*+} K^- \pi^+ \pi^-$ and from misidentified $\bar{B}_s^0 \rightarrow D_s^+ \pi^- \pi^+ \pi^-$ and $\bar{B}_s^0 \rightarrow D_s^{*+} \pi^- \pi^+ \pi^-$ decays are considered. The $\bar{B}_{(s)}^0 \rightarrow D_s^{*+} K^- \pi^+ \pi^-$ shape is fixed to be the same as that obtained for the $\bar{B}_s^0 \rightarrow D_s^{*+} \pi^- \pi^+ \pi^-$ component in the $\bar{B}_s^0 \rightarrow D_s^+ \pi^- \pi^+ \pi^-$ mass fit. This same shape is assumed for both \bar{B}^0 and \bar{B}_s^0 , where for the former, a shift by the $\bar{B}^0 - \bar{B}_s^0$ mass difference is included. For the $\bar{B}_s^0 \rightarrow D_s^+ \pi^- \pi^+ \pi^-$ and $\bar{B}_s^0 \rightarrow D_s^{*+} \pi^- \pi^+ \pi^-$ cross-feed, simulated decays and kaon misidentification rates taken from D^{*+} calibration data are used to obtain their expected yields and invariant mass shapes. The cross-feed contribution is about 3% of the $\bar{B}_s^0 \rightarrow D_s^+ \pi^- \pi^+ \pi^-$ and $\bar{B}_s^0 \rightarrow D_s^{*+} \pi^- \pi^+ \pi^-$ yields; the corresponding cross-feed yields are fixed in the $\bar{B}_{(s)}^0 \rightarrow D_s^+ K^- \pi^+ \pi^-$ fit. The shape is obtained by parameterizing the invariant mass spectrum obtained from the simulation after replacing the appropriate π^- mass in X_d with the kaon mass. The combinatorial background is described by an exponential function whose slope is allowed to vary independently for both mass fits.

Figure 2 shows the invariant mass distribution for $\bar{B}_s^0 \rightarrow D_s^+ \pi^- \pi^+ \pi^-$ candidates passing all selection criteria. The fitted number of $\bar{B}_s^0 \rightarrow D_s^+ \pi^- \pi^+ \pi^-$ signal events is 5683 ± 83 . While it is expected that most of the low mass background emanates from $\bar{B}_s^0 \rightarrow D_s^{*+} \pi^- \pi^+ \pi^-$ decays, contributions from other sources such as $\bar{B}_s^0 \rightarrow D_s^+ \pi^- \pi^+ \pi^- \pi^0$ are also possibly absorbed into this background component. Figure 3 shows the invariant mass distribution for $\bar{B}_{(s)}^0 \rightarrow D_s^+ K^- \pi^+ \pi^-$ candidates. The fitted signal yields are 402 ± 33 $\bar{B}^0 \rightarrow D_s^+ K^- \pi^+ \pi^-$ and 216 ± 21 $\bar{B}_s^0 \rightarrow D_s^+ K^- \pi^+ \pi^-$ events.

The D_s^+ mass sidebands, defined to be from 35 to 55 MeV/ c^2 on either side of the nominal D_s^+ mass, are used to estimate the residual charmless background that may contribute to the observed signals. The numbers of B_s^0 decays in the D_s^+ sidebands are 61 ± 16 , 0_{-0}^{+5} , and 9 ± 5 for the $\bar{B}_s^0 \rightarrow D_s^+ \pi^- \pi^+ \pi^-$, $\bar{B}_s^0 \rightarrow D_s^+ K^- \pi^+ \pi^-$ and $\bar{B}^0 \rightarrow D_s^+ K^- \pi^+ \pi^-$ decays, respectively; they are subtracted from the observed signal yields to obtain the corrected number of signal decays. The yields in the signal and sideband regions are summarized in Table 1.

5 Mass distributions of $X_{d,s}$ and two-body masses

In order to investigate the properties of these $\bar{B}_{(s)}^0$ decays, *sWeights* [26] obtained from the mass fits are used to determine the underlying $X_{d,s}$ invariant mass spectra as well as the two-body invariant masses amongst the three daughter particles. Figure 4 shows (a) the $\pi^- \pi^+ \pi^-$ mass, (b) the smaller $\pi^+ \pi^-$ mass and (c) the larger $\pi^+ \pi^-$ mass in $\bar{B}_s^0 \rightarrow D_s^+ \pi^- \pi^+ \pi^-$ data and simulated decays. A prominent peak, consistent with the $a_1(1260)^- \rightarrow \pi^- \pi^+ \pi^-$ is observed, along with structures consistent with the ρ^0 in the two-body masses. There appears to be an offset in the peak position of the $a_1(1260)^-$

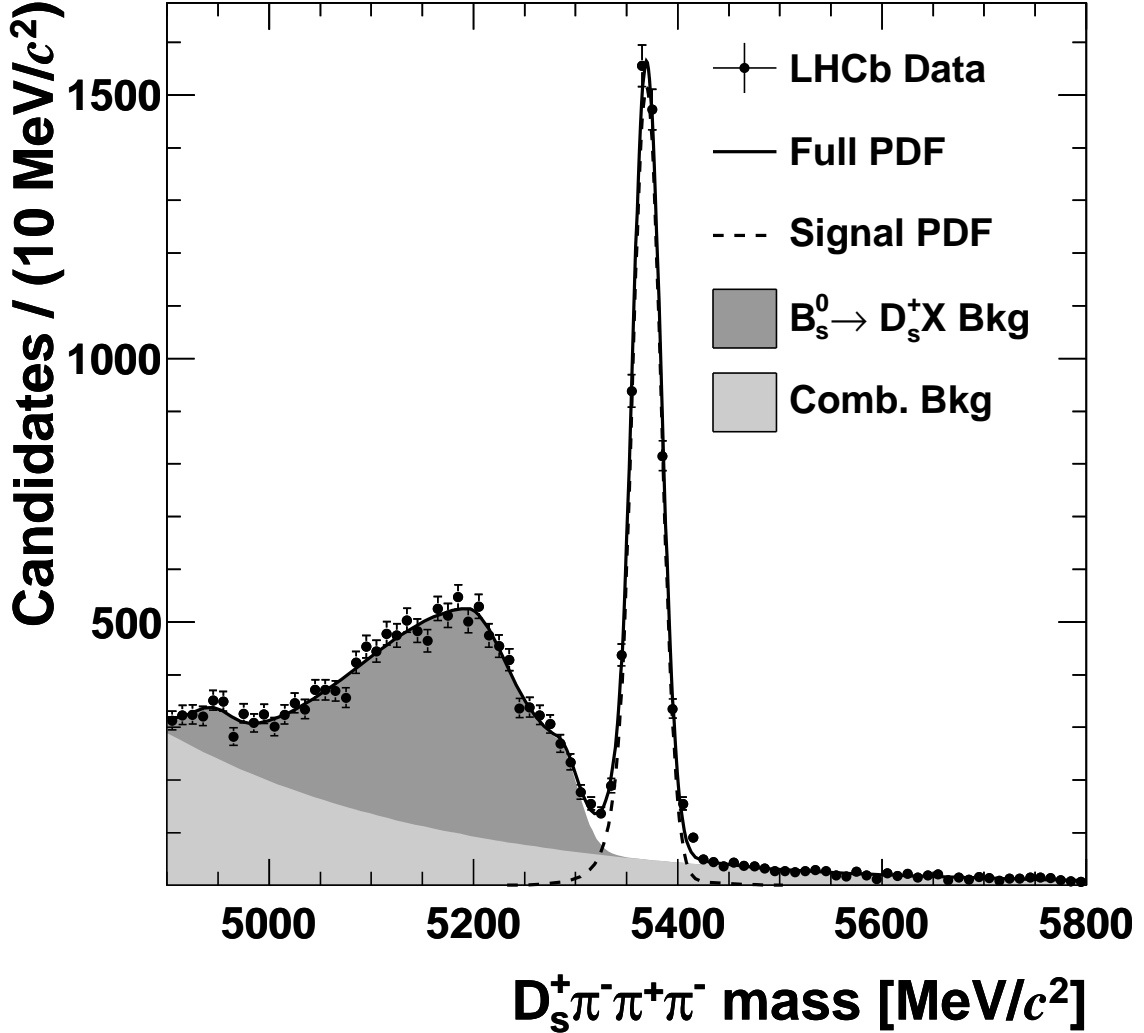


Figure 2: Invariant mass distribution for $\bar{B}_s^0 \rightarrow D_s^+ \pi^- \pi^+ \pi^-$ candidates. The fitted signal probability distribution function (PDF) is indicated by the dashed line and the background shapes are shown as shaded regions, as described in the text.

between data and simulation. Since the mean and width of the $a_1(1260)^-$ resonance are not well known, and their values may even be process dependent, this level of agreement is reasonable. A number of other spectra have been compared between data and simulation, such as the p_T spectra of the D_s^+ , X_d and the daughter particles, and excellent agreement is found.

Figure 5 shows the corresponding distributions for the $\bar{B}_s^0 \rightarrow D_s^+ K^- \pi^+ \pi^-$ decay. A

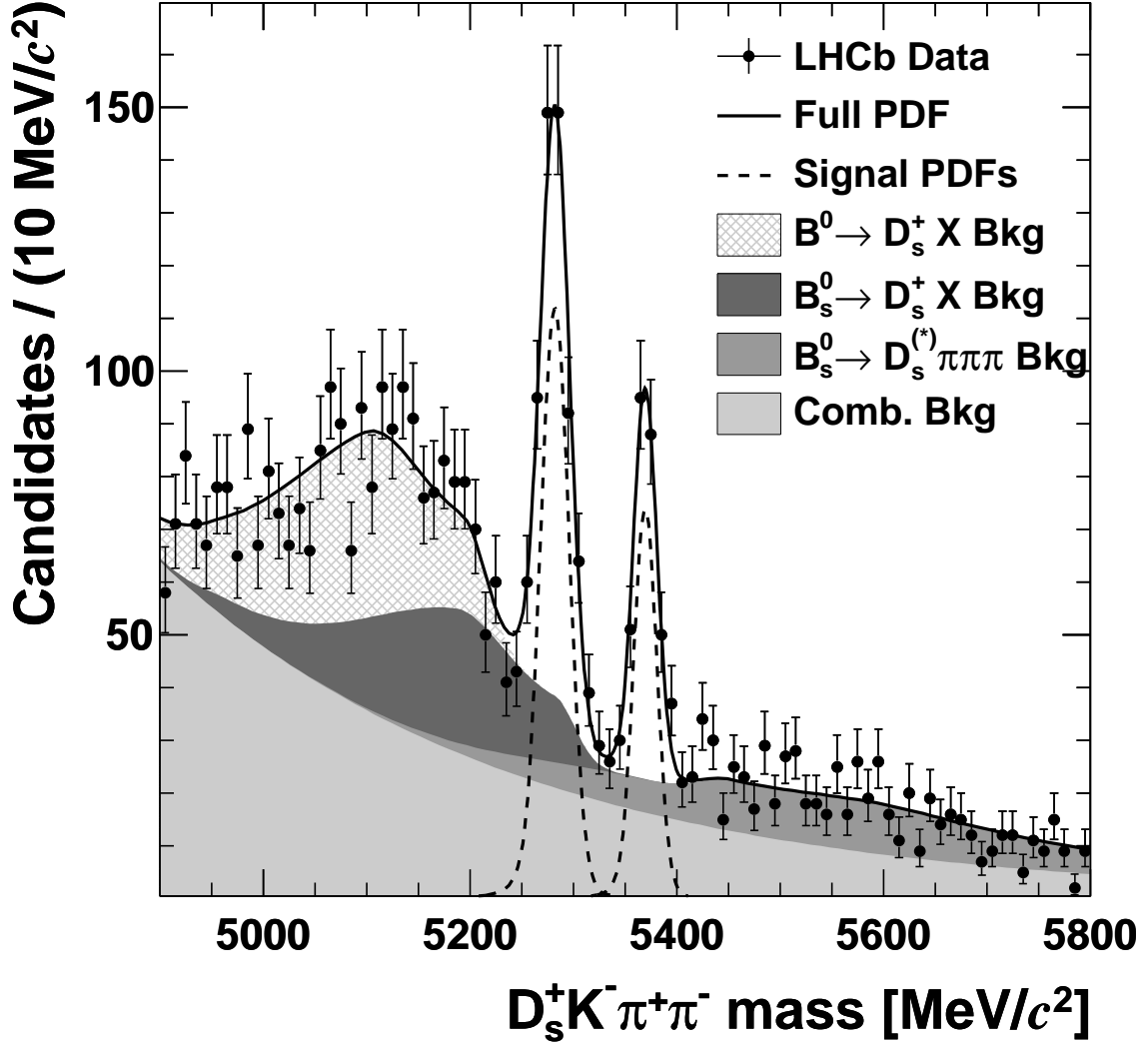


Figure 3: Invariant mass distribution for $\bar{B}_{(s)}^0 \rightarrow D_s^+ K^- \pi^+ \pi^-$ candidates. The fitted signal (dashed lines) and background shapes (shaded/hatched regions) are shown, as described in the text.

peaked structure at low $K^- \pi^+ \pi^-$ mass, consistent with contributions from the lower-lying excited strange mesons, such as the $K_1(1270)^-$ and $K_1(1400)^-$, is observed. As many of these states decay through \bar{K}^{*0} and ρ^0 mesons, significant contributions from these resonances are observed in the $K^- \pi^+$ and $\pi^+ \pi^-$ invariant mass spectra, respectively. The simulation provides a reasonable description of the distributions in the data.

Figure 6 shows the same distributions for $\bar{B}^0 \rightarrow D_s^+ K^- \pi^+ \pi^-$. The $K^- \pi^+ \pi^-$ invariant

Table 1: Summary of event yields from data in the D_s^+ signal and sidebands regions, and the background corrected yield. The signal and sideband regions require D_s^+ candidates to have invariant mass $|M(K^+K^-\pi^+) - m_{D_s^+}| < 20 \text{ MeV}/c^2$ and $35 < |M(K^+K^-\pi^+) - m_{D_s^+}| < 55 \text{ MeV}/c^2$, respectively, where $m_{D_s^+}$ is the D_s^+ mass [21].

Decay	Signal Region	Sideband Region	Corrected Yield
$\bar{B}_s^0 \rightarrow D_s^+ \pi^- \pi^+ \pi^-$	5683 ± 83	61 ± 16	5622 ± 85
$\bar{B}_s^0 \rightarrow D_s^+ K^- \pi^+ \pi^-$	216 ± 21	0_{-0}^{+5}	216 ± 22
$\bar{B}^0 \rightarrow D_s^+ K^- \pi^+ \pi^-$	402 ± 33	9 ± 5	393 ± 33

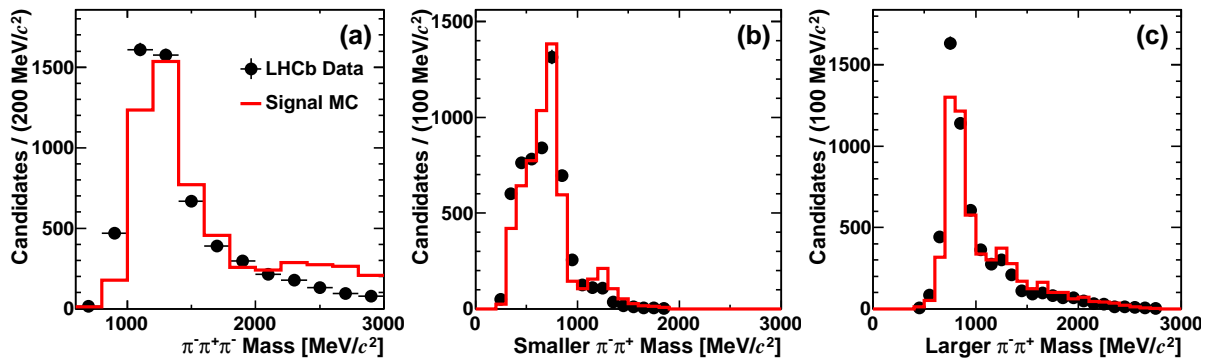


Figure 4: Invariant mass distributions for (a) X_d , (b) smaller $\pi^+\pi^-$ mass in X_d and (c) the larger $\pi^+\pi^-$ mass in X_d , from $\bar{B}_s^0 \rightarrow D_s^+ \pi^- \pi^+ \pi^-$ decays using $sWeights$. The points are the data and the solid line is the simulation. The simulated distribution is normalized to have the same yield as the data.

mass is quite broad, with little indication of any narrow structures. There are indications of \bar{K}^{*0} and ρ^0 contributions in the $K^-\pi^+$ and $\pi^-\pi^+$ invariant mass spectra, respectively, but the contribution from resonances such as the $K_1(1270)^-$ or $K_1(1400)^-$ appear to be small or absent. In the $K^-\pi^+$ invariant mass spectrum, there may be an indication of a $\bar{K}_0^*(1430)^0$ contribution. The simulation, which models the $K^-\pi^+\pi^-$ final state as 10% $K_1(1270)^-$, 10% $K_1(1400)^-$, 40% $\bar{K}^{*0}\pi^-$ and 40% $K^-\rho^0$, provides a reasonable description of the data, which suggests that processes such as those in Figs. 1(e-f) constitute a large portion of the total width for this decay.

6 First observation of $\bar{B}_s^0 \rightarrow D_{s1}(2536)^+ \pi^-$

A search for excited D_s^+ states, such as $D_{sJ}^+ \rightarrow D_s^+ \pi^- \pi^+$, contributing to the $\bar{B}_s^0 \rightarrow D_s^+ \pi^- \pi^+ \pi^-$ final state is performed. Signal candidates within $\pm 40 \text{ MeV}/c^2$ of the nominal

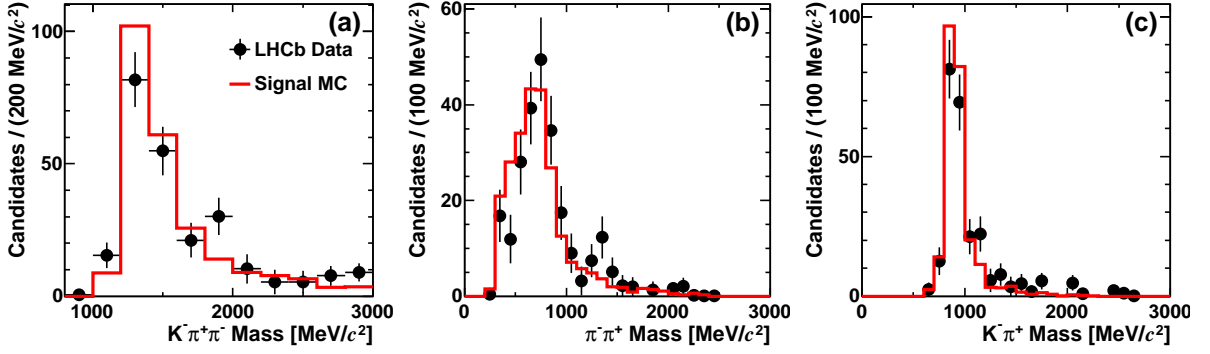


Figure 5: Invariant mass distributions for (a) X_s , (b) $\pi^+\pi^-$ in X_s and (c) the $K^-\pi^+$ in X_s , from $\bar{B}_s^0 \rightarrow D_s^+ K^- \pi^+ \pi^-$ data using $sWeights$. The points are data and the solid line is the simulation. The simulated distribution is normalized to have the same yield as the data.

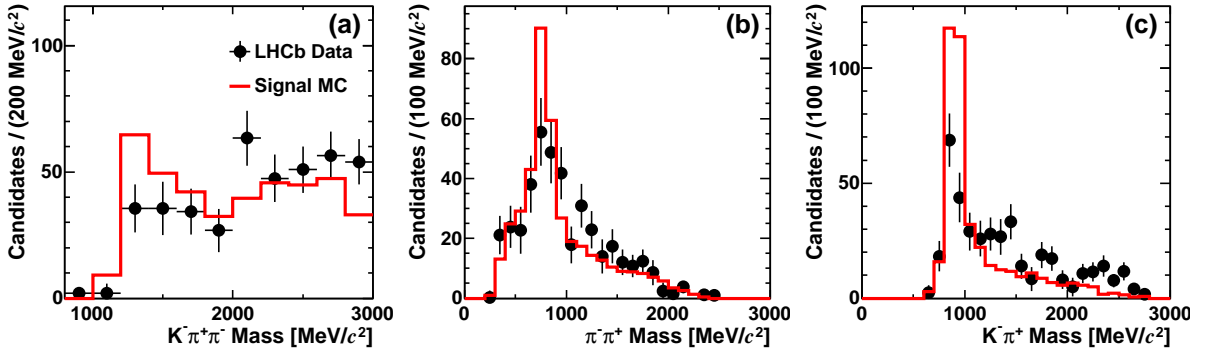


Figure 6: Invariant mass distributions for (a) X_s , (b) $\pi^+\pi^-$ in X_s and (c) the $K^-\pi^+$ in X_s , from $\bar{B}^0 \rightarrow D_s^+ K^- \pi^+ \pi^-$ data using $sWeights$. The points are data and the solid line is the simulation. The simulated distribution is normalized to have the same yield as the data.

B_s^0 mass are selected, and from them the invariant mass difference, $\Delta M = M(D_s^+ \pi^- \pi^+) - M(D_s^+)$ is formed, where both $\pi^+\pi^-$ combinations are included. The ΔM distribution for candidates in the \bar{B}_s^0 signal window is shown in Fig. 7. A peak corresponding to the $D_{s1}(2536)^+$ is observed, whereas no significant structures are observed in the upper \bar{B}_s^0 mass sideband (5450–5590 MeV/c^2). The distribution is fitted to the sum of a signal Breit-Wigner shape convolved with a Gaussian resolution function, and a second order polynomial to describe the background contribution. The Breit-Wigner width is set to 0.92 MeV/c^2 [21], and the Gaussian resolution is fixed to 3.8 MeV/c^2 based on simulation. A signal yield of 20.0 ± 5.1 signal events is observed at a mass difference of $565.1 \pm$

1.0 MeV/c², which is consistent with the known $D_{s1}(2536)^+ - D_s^+$ mass difference of 566.63 ± 0.35 MeV/c² [21]. The significance of the signal is 5.9, obtained by fitting the invariant mass distribution with the mean mass difference fixed to 566.63 MeV/c² [21], and computing $\sqrt{-2\ln(\mathcal{L}_0/\mathcal{L}_{\max})}$. Here, \mathcal{L}_{\max} and \mathcal{L}_0 are the fit likelihoods with the signal yields left free and fixed to zero, respectively. Several variations in the background shape were investigated, and in all cases the signal significance exceeded 5.5. This decay is therefore observed for the first time. To obtain the yield in the normalization mode ($\bar{B}_s^0 \rightarrow D_s^+ \pi^- \pi^+ \pi^-$), the signal function is integrated from 40 MeV/c² below to 40 MeV/c² above the nominal B_s^0 mass. A yield of 5505 ± 85 events is found in this restricted mass interval.

7 Selection efficiencies

The ratios of branching fractions can be written as

$$\frac{\mathcal{B}(\bar{B}_s^0 \rightarrow D_s^+ K^- \pi^+ \pi^-)}{\mathcal{B}(\bar{B}_s^0 \rightarrow D_s^+ \pi^- \pi^+ \pi^-)} = \frac{Y(\bar{B}_s^0 \rightarrow D_s^+ K^- \pi^+ \pi^-)}{Y(\bar{B}_s^0 \rightarrow D_s^+ \pi^- \pi^+ \pi^-)} \times \epsilon_{\text{rel}}^s \quad (1)$$

and

$$\frac{\mathcal{B}(\bar{B}^0 \rightarrow D_s^+ K^- \pi^+ \pi^-)}{\mathcal{B}(\bar{B}_s^0 \rightarrow D_s^+ K^- \pi^+ \pi^-)} = \frac{Y(\bar{B}^0 \rightarrow D_s^+ K^- \pi^+ \pi^-)}{Y(\bar{B}_s^0 \rightarrow D_s^+ K^- \pi^+ \pi^-)} \times \epsilon_{\text{rel}}^d \times f_s/f_d, \quad (2)$$

where Y are the measured yields, $\epsilon_{\text{rel}}^s = \epsilon(\bar{B}_s^0 \rightarrow D_s^+ \pi^- \pi^+ \pi^-)/\epsilon(\bar{B}_s^0 \rightarrow D_s^+ K^- \pi^+ \pi^-)$ and $\epsilon_{\text{rel}}^d = \epsilon(\bar{B}^0 \rightarrow D_s^+ K^- \pi^+ \pi^-)/\epsilon(\bar{B}_s^0 \rightarrow D_s^+ K^- \pi^+ \pi^-)$ are the relative selection efficiencies (including trigger), and $f_s/f_d = 0.267 \pm 0.021$ [27] is the B_s^0 fragmentation fraction relative to B^0 . The ratios of selection efficiencies are obtained from simulation, except for the PID requirements, which are obtained from a dedicated D^{*+} calibration sample, weighted to match the momentum spectrum of the particles that form X_d and X_s . The selection efficiencies for each decay are given in Table 2. The efficiency of the $\bar{B}_s^0 \rightarrow D_s^+ \pi^- \pi^+ \pi^-$ decay is about 35% larger than the values obtained in either the $\bar{B}_s^0 \rightarrow D_s^+ K^- \pi^+ \pi^-$ or $\bar{B}^0 \rightarrow D_s^+ K^- \pi^+ \pi^-$ decay; the efficiencies of the latter two are consistent with each other. The lower efficiency is due almost entirely to the tighter PID requirements on the K^- and π^+ in X_s . Two additional multiplicative correction factors, also shown in Table 2, are applied to the measured ratio of branching fractions in Eqs. 1 and 2. The first is a correction for the D_s^+ mass veto on $M(X_{d,s})$, and the second is due to the requirement that $M(X_{s,d}) < 3$ GeV/c². The former, which represents a small correction, is estimated from the *sWeight*-ed distributions of $M(X_{d,s})$ shown previously. For the latter, the fraction of events with $M(X_{s,d}) > 3$ GeV/c² is obtained from simulation, and scaled by the ratio of yields in data relative to simulation for the mass region $2.6 < M(X_{s,d}) < 3.0$ GeV/c². A 50% uncertainty is assigned to the estimated correction. Based on the qualitative agreement between data and simulation in the $M(X_{d,s})$ distributions (see Sect. 5), and the fact that the phase space approaches zero as $M(X_{d,s}) \rightarrow 3.5$ GeV/c², this uncertainty is conservative. The relative efficiency between $B_s^0 \rightarrow D_{s1}(2536)^+ \pi^-$, $D_{s1}^+ \rightarrow D_s^+ \pi^- \pi^+$ and $\bar{B}_s^0 \rightarrow D_s^+ \pi^- \pi^+ \pi^-$ is estimated from simulation, and is found to be 0.90 ± 0.05 .

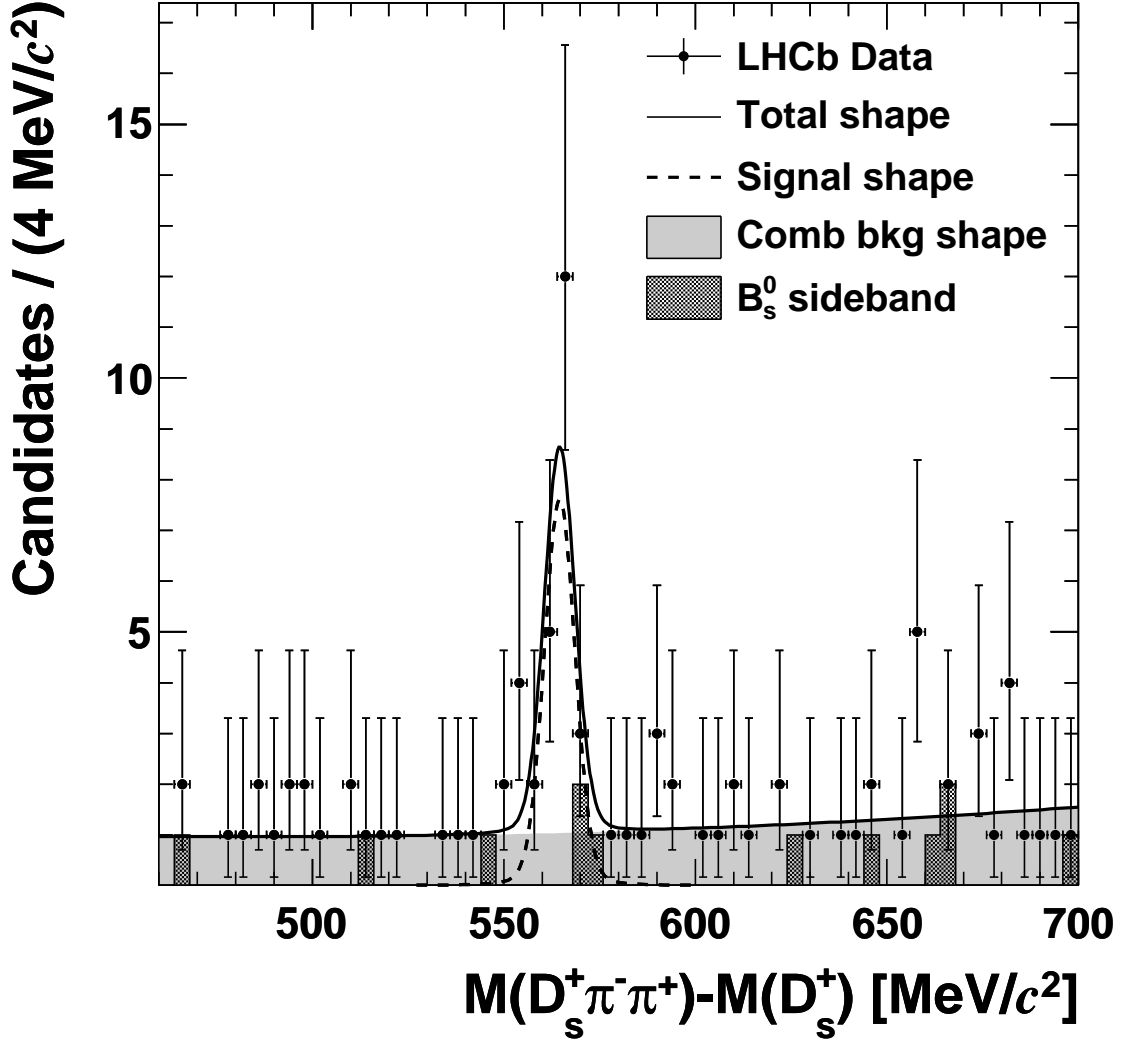


Figure 7: Distribution of the difference in invariant mass, $M(D_s^+ \pi^- \pi^+) - M(D_s^+)$, using $\bar{B}_s^0 \rightarrow D_s^+ \pi^- \pi^+ \pi^-$ candidates within $40 \text{ MeV}/c^2$ of the known B_s^0 mass (points) and in the upper B_s^0 mass sidebands (filled histogram). The fit to the distribution is shown, as described in the text.

8 Systematic uncertainties

Several uncertainties contribute to the ratio of branching fractions. The sources and their values are listed in Table 3. The largest uncertainty, which applies only to the ratio $\frac{B(\bar{B}_s^0 \rightarrow D_s^+ K^- \pi^+ \pi^-)}{B(\bar{B}_s^0 \rightarrow D_s^+ K^- \pi^+ \pi^-)}$, is from the b hadronization fraction, $f_s/f_d = 0.267 \pm 0.021$ [27], which

Table 2: Selection efficiencies and correction factors for decay modes under study. The uncertainties on the selection efficiencies are statistical only, whereas the correction factors show the total uncertainty.

Quantity	$\bar{B}_s^0 \rightarrow D_s^+ \pi^- \pi^+ \pi^-$	$\bar{B}_s^0 \rightarrow D_s^+ K^- \pi^+ \pi^-$	$\bar{B}^0 \rightarrow D_s^+ K^- \pi^+ \pi^-$
Total ϵ (10^{-4})	4.97 ± 0.08	3.67 ± 0.10	3.59 ± 0.10
D_s^+ veto corr.	1.013 ± 0.003	1.013 ± 0.003	1.017 ± 0.005
$M > 3 \text{ GeV}/c^2$ corr.	1.02 ± 0.01	1.04 ± 0.02	1.14 ± 0.07

is 7.9%. Another large uncertainty results from the required correction factor to account for the signal with $M(X_{s,d}) > 3 \text{ GeV}/c^2$. Those corrections are described in Sect. 7.

The selection efficiency depends slightly on the modeling of the $X_{d,s}$ decay. The momentum spectra of the \bar{B} , D_s^+ , $X_{d,s}$ and the $X_{d,s}$ daughters have been compared to simulation, and excellent agreement is found. The selection efficiency is consistent with being flat as a function of $M(X_{d,s})$ at the level of two standard deviations or less. To assess a potential systematic uncertainty due to a possible $M(X_{d,s})$ -dependent efficiency, the relative differences between the nominal selection efficiencies and the ones obtained by reweighting the measured efficiencies by the $X_{d,s}$ mass spectra in data are computed. The relative deviations of 0.5%, 1.1% and 1.2% for $\bar{B}_s^0 \rightarrow D_s^+ K^- \pi^+ \pi^-$, $\bar{B}_s^0 \rightarrow D_s^+ \pi^- \pi^+ \pi^-$ and $\bar{B}^0 \rightarrow D_s^+ K^- \pi^+ \pi^-$, respectively, are the assigned uncertainties. The systematic uncertainty on the BDT efficiency is determined by fitting the $\bar{B}_s^0 \rightarrow D_s^+ \pi^- \pi^+ \pi^-$ mass distribution in data with and without the BDT requirement. The efficiency is found to agree with simulation to better than the 1% uncertainty assigned to this source. In total, the simulated efficiencies have uncertainties of 1.6% and 1.9% in the two ratios of branching fractions. The PID efficiency uncertainty is dominated by the usage of the D^{*+} calibration sample to determine the efficiencies of a given PID requirement [28]. This uncertainty is assessed by comparing the PID efficiencies obtained directly from simulated signal decays with the values obtained using a simulated D^{*+} calibration sample that is re-weighted to match the kinematics of the signal decay particles. Using this technique, an uncertainty of 2% each on the $\bar{B}_s^0 \rightarrow D_s^+ K^- \pi^+ \pi^-$ and $\bar{B}^0 \rightarrow D_s^+ K^- \pi^+ \pi^-$ PID efficiencies is obtained, which is 100% correlated, and a 1% uncertainty for $\bar{B}_s^0 \rightarrow D_s^+ \pi^- \pi^+ \pi^-$. The trigger is fully simulated, and given the identical number of tracks and the well-modeled p_T spectra, the associated uncertainty cancels to first order. Based on previous studies [12], a 2% uncertainty is assigned.

The uncertainties in the signal yield determinations have contributions from both the background and signal modeling. The signal shape uncertainty was estimated by varying all the fixed signal shape parameters one at a time by one standard deviation, and adding the changes in yield in quadrature (0.5%). A double Gaussian signal shape model was also tried, and the difference was negligible. For the combinatorial background, the shape was modified from a single exponential to either the sum of two exponentials, or a linear function. For $\bar{B}_s^0 \rightarrow D_s^+ \pi^- \pi^+ \pi^-$, the difference in yield was 0.4%. For $\bar{B}_s^0 \rightarrow D_s^+ K^- \pi^+ \pi^-$,

Table 3: Summary of systematic uncertainties (in %) on the measurements of the ratios of branching fractions.

Source	$\frac{\mathcal{B}(\bar{B}_s^0 \rightarrow D_s^+ K^- \pi^+ \pi^-)}{\mathcal{B}(\bar{B}_s^0 \rightarrow D_s^+ \pi^- \pi^+ \pi^-)}$	$\frac{\mathcal{B}(\bar{B}^0 \rightarrow D_s^+ K^- \pi^+ \pi^-)}{\mathcal{B}(\bar{B}_s^0 \rightarrow D_s^+ K^- \pi^+ \pi^-)}$
f_s/f_d	-	7.9
$M(X_{s,d}) > 3 \text{ GeV}/c^2$	2.2	7.0
Efficiency	1.6	1.9
PID	2.2	0.0
Trigger	2.0	2.0
Signal yields	4.0	6.9
Simulated sample size	3.0	3.0
Total	6.4	13.4

the maximum change was 4%, and for $\bar{B}^0 \rightarrow D_s^+ K^- \pi^+ \pi^-$, the maximum shift was 1%. In the $\bar{B}_{(s)}^0 \rightarrow D_s^+ K^- \pi^+ \pi^-$ mass fit, the $\bar{B}_{(s)}^0 \rightarrow D_s^{*+} K^- \pi^+ \pi^-$ contribution was modeled using the shape from the $\bar{B}_s^0 \rightarrow D_s^+ \pi^- \pi^+ \pi^-$ mass fit. To estimate an uncertainty from this assumption, the data were fitted with the shape obtained from $\bar{B}_s^0 \rightarrow D_s^{*+} K^- \pi^+ \pi^-$ simulation. A deviation of 5.5% in the fitted $\bar{B}^0 \rightarrow D_s^+ K^- \pi^+ \pi^-$ yield is found, with almost no change in the $\bar{B}_s^0 \rightarrow D_s^+ K^- \pi^+ \pi^-$ yield. The larger sensitivity on the \bar{B}^0 yield than the \bar{B}_s^0 yield arises because these background contributions have a rising edge in the vicinity of the \bar{B}^0 mass peak, which is far enough below the \bar{B}_s^0 mass peak to have negligible impact. These yield uncertainties are added in quadrature to obtain the values shown in Table 3. The uncertainties due to the finite simulation sample sizes are 3.0%.

The major source of systematic uncertainty on the branching fraction for $\bar{B}_s^0 \rightarrow D_{s1}(2536)^+ \pi^-$, $D_{s1}^+ \rightarrow D_s^+ \pi^- \pi^+$, is from the relative efficiency (5%), and on the fraction of events with $M > 3 \text{ GeV}/c^2$ (10%). This 10% uncertainty is conservatively estimated by assuming a flat distribution in $M(X_d)$ up to $3 \text{ GeV}/c^2$, and then a linear decrease to zero at the phase space limit of $\sim 3.5 \text{ GeV}/c^2$. Other systematic uncertainties related to the fit model are negligible. Thus in total, a systematic uncertainty of 11% is assigned to the ratio $\mathcal{B}(\bar{B}_s^0 \rightarrow D_{s1}(2536)^+ \pi^-)$, $D_{s1}^+ \rightarrow D_s^+ \pi^- \pi^+$ / $\mathcal{B}(\bar{B}_s^0 \rightarrow D_s^+ \pi^- \pi^+ \pi^-)$.

9 Results and summary

This paper reports the first observation of the $\bar{B}_s^0 \rightarrow D_s^+ K^- \pi^+ \pi^-$, $\bar{B}^0 \rightarrow D_s^+ K^- \pi^+ \pi^-$ and $\bar{B}_s^0 \rightarrow D_{s1}(2536)^+ \pi^-$, $D_{s1}^+ \rightarrow D_s^+ \pi^- \pi^+$ decays. The ratios of branching fractions are

measured to be

$$\frac{\mathcal{B}(\bar{B}_s^0 \rightarrow D_s^+ K^- \pi^+ \pi^-)}{\mathcal{B}(\bar{B}_s^0 \rightarrow D_s^+ \pi^- \pi^+ \pi^-)} = (5.2 \pm 0.5 \pm 0.3) \times 10^{-2}$$

$$\frac{\mathcal{B}(\bar{B}^0 \rightarrow D_s^+ K^- \pi^+ \pi^-)}{\mathcal{B}(\bar{B}_s^0 \rightarrow D_s^+ K^- \pi^+ \pi^-)} = 0.54 \pm 0.07 \pm 0.07,$$

and

$$\frac{\mathcal{B}(\bar{B}_s^0 \rightarrow D_{s1}(2536)^+ \pi^-, D_{s1}^+ \rightarrow D_s^+ \pi^- \pi^+)}{\mathcal{B}(\bar{B}_s^0 \rightarrow D_s^+ \pi^- \pi^+ \pi^-)} = (4.0 \pm 1.0 \pm 0.4) \times 10^{-3},$$

where the uncertainties are statistical and systematic, respectively. The $\bar{B}_s^0 \rightarrow D_s^+ K^- \pi^+ \pi^-$ branching fraction is consistent with expectations from Cabibbo suppression. This decay is particularly interesting because it can be used in a time-dependent analysis to measure the CKM phase γ . Additional studies indicate that this decay mode, with selections optimized for only $\bar{B}_s^0 \rightarrow D_s^+ K^- \pi^+ \pi^-$, can contribute about an additional 35% more signal events relative to the signal yield in $B_s^0 \rightarrow D_s^\pm K^\pm$ alone.

The $\bar{B}^0 \rightarrow D_s^+ K^- \pi^+ \pi^-$ branching fraction is about 50% of that for $\bar{B}_s^0 \rightarrow D_s^+ K^- \pi^+ \pi^-$. Compared to the $\bar{B}^0 \rightarrow D_s^+ K^-$ decay that proceeds only via a W -exchange diagram, where $\mathcal{B}(\bar{B}^0 \rightarrow D_s^+ K^-)/\mathcal{B}(\bar{B}_s^0 \rightarrow D_s^+ K^-) \sim 0.1$ [21], the ratio $\mathcal{B}(\bar{B}^0 \rightarrow D_s^+ K^- \pi^+ \pi^-)/\mathcal{B}(\bar{B}_s^0 \rightarrow D_s^+ K^- \pi^+ \pi^-)$ is about 5 times larger. A consistent explanation of this larger $\bar{B}^0 \rightarrow D_s^+ K^- \pi^+ \pi^-$ branching fraction is that only about 1/5 of the rate is from the W -exchange process (Fig. 1(d)) and about 4/5 comes from the diagrams shown in Figs. 1(e-f). The observed $M(X_s)$, $M(K^- \pi^+)$ and $M(\pi^+ \pi^-)$ distributions in Fig. 6 also support this explanation, as evidenced by the qualitative agreement with the simulation.

Acknowledgements

We express our gratitude to our colleagues in the CERN accelerator departments for the excellent performance of the LHC. We thank the technical and administrative staff at the LHCb institutes. We acknowledge support from CERN and from the national agencies: CAPES, CNPq, FAPERJ and FINEP (Brazil); NSFC (China); CNRS/IN2P3 and Region Auvergne (France); BMBF, DFG, HGF and MPG (Germany); SFI (Ireland); INFN (Italy); FOM and NWO (The Netherlands); SCSR (Poland); ANCS/IFA (Romania); MinES, Rosatom, RFBR and NRC ‘‘Kurchatov Institute’’ (Russia); MinECo, XuntaGal and GENCAT (Spain); SNSF and SER (Switzerland); NAS Ukraine (Ukraine); STFC (United Kingdom); NSF (USA). We also acknowledge the support received from the ERC under FP7. The Tier1 computing centres are supported by IN2P3 (France), KIT and BMBF (Germany), INFN (Italy), NWO and SURF (The Netherlands), CIEMAT, IFAE and UAB (Spain), GridPP (United Kingdom). We are thankful for the computing resources put at our disposal by Yandex LLC (Russia), as well as to the communities behind the multiple open source software packages that we depend on.

References

- [1] N. Cabibbo, *Unitary symmetry and leptonic decays*, Phys. Rev. Lett. **10** (1963) 531.
- [2] M. Kobayashi and T. Maskawa, *CP Violation in the renormalizable theory of weak interaction*, Prog. Theor. Phys. **49** (1973) 652.
- [3] UTFit collaboration, M. Bona *et al.*, *Standard model updates and new physics analysis with the unitarity triangle fit*, to be published in Nucl. Phys. **B**: Proceedings Supplements, Capri, Italy, July 11-13, 2012. Additional information available at www.utfit.org/UTFit.
- [4] CKMFitter collaboration, S. Descotes-Genon *et al.*, *CKMFitter update: CP violation in the Standard Model and beyond*, to be published in Nucl. Phys. **B**: Proceedings Supplements, Capri, Italy, July 11-13, 2012. Updated results and plots available at: ckmfitter.in2p3.fr.
- [5] I. Dunietz, *CP violation with self tagging B_d modes*, Phys. Lett. **B270** (1991) 75; I. Dunietz, *CP violation with beautiful baryons*, Z. Phys. **C56** (1992) 129; D. Atwood, G. Eilam, M. Gronau, and A. Soni, *Enhancement of CP violation in $B^\pm \rightarrow K_i^\pm D^0$ by resonant effects*, Phys. Lett. **B341** (1995) 372, [arXiv:hep-ph/9409229](https://arxiv.org/abs/hep-ph/9409229); D. Atwood, I. Dunietz, and A. Soni, *Enhanced CP violation with $B \rightarrow KD^0$ (\bar{D}^0) modes and extraction of the CKM angle γ* , Phys. Rev. Lett. **78** (1997) 3257, [arXiv:hep-ph/9612433](https://arxiv.org/abs/hep-ph/9612433).
- [6] M. Gronau and D. London, *How to determine all the angles of the unitarity triangle from $B_d^0 \rightarrow DK_S$ and $B_s^0 \rightarrow D^0\phi$* , Phys. Lett. **B253** (1991) 483; M. Gronau and D. Wyler, *On determining a weak phase from CP asymmetries in charged B decays*, Phys. Lett. **B265** (1991) 172.
- [7] A. Giri, Y. Grossman, A. Soffer, and J. Zupan, *Determining γ using $B^\pm \rightarrow DK^\pm$ with multibody D decays*, Phys. Rev. **D68** (2003) 054018, [arXiv:hep-ph/0303187](https://arxiv.org/abs/hep-ph/0303187).
- [8] I. Dunietz and R. G. Sachs, *Asymmetry between inclusive charmed and anticharmed modes in B^0, \bar{B}^0 decay as a measure of CP violation*, Phys. Rev. **D37** (1988) 3186, Erratum-ibid. **D39** (1989) 3515.
- [9] R. Aleksan, I. Dunietz, and B. Kayser, *Determining the CP violating phase γ* , Z. Phys. **C54** (1992) 653.
- [10] I. Dunietz, *$B_s - \bar{B}_s^0$ mixing, CP violation and extraction of CKM phases from untagged B_s data samples*, Phys. Rev. **D52** (1995) 3048, [arXiv:hep-ph/9501287](https://arxiv.org/abs/hep-ph/9501287).
- [11] R. Fleischer, *New strategies to obtain insights into CP violation through $B_s \rightarrow D_s^\pm K^\mp, D_s^{*\pm} K^\mp, \dots$ and $B_d \rightarrow D^\pm \pi^\mp, D^{*\pm} \pi^\mp, \dots$ decays*, Nucl. Phys. **B671** (2003) 459, [arXiv:hep-ph/0304027](https://arxiv.org/abs/hep-ph/0304027).

- [12] LHCb collaboration, R. Aaij *et al.*, *Measurements of the branching fractions for $B_{(s)} \rightarrow D_{(s)}\pi\pi\pi$ and $\Lambda_b^0 \rightarrow \Lambda_c^+\pi\pi\pi$* , Phys. Rev. **D84** (2011) 092001, arXiv:1109.6831.
- [13] LHCb collaboration, A. A. Alves Jr. *et al.*, *The LHCb detector at the LHC*, JINST **3** (2008) S08005.
- [14] V. V. Gligorov, C. Thomas, and M. Williams, *The HLT inclusive B triggers*, LHCb-PUB-2011-016.
- [15] T. Sjöstrand, S. Mrenna, and P. Skands, *PYTHIA 6.4 Physics and manual*, JHEP **05** (2006) 026, arXiv:hep-ph/0603175.
- [16] I. Belyaev *et al.*, *Handling of the generation of primary events in GAUSS, the LHCb simulation framework*, Nuclear Science Symposium Conference Record (NSS/MIC) **IEEE** (2010) 1155.
- [17] Lange, D. J., *The EvtGen particle decay simulation package*, Nucl. Instrum. Meth. **A462** (2001) 152.
- [18] P. Golonka and Z. Was, *PHOTOS Monte Carlo: a precision tool for QED corrections in Z and W decays*, Eur. Phys. J. **C45** (2006) 97, arXiv:hep-ph/0506026.
- [19] GEANT4 collaboration, J. Allison *et al.*, *Geant4 developments and applications*, IEEE Trans. Nucl. Sci. **53** (2006) 270; GEANT4 collaboration, S. Agostinelli *et al.*, *GEANT4: A simulation toolkit*, Nucl. Instrum. Meth. **A506** (2003) 250.
- [20] M. Clemencic *et al.*, *The LHCb simulation application, GAUSS: design, evolution and experience*, J. of Phys. : Conf. Ser. **331** (2011) 032023.
- [21] Particle Data Group, J. Beringer *et al.*, *Review of particle physics (RPP)*, Phys. Rev. **D86** (2012) 010001.
- [22] W. D. Hulsbergen, *Decay chain fitting with a Kalman filter*, Nucl. Instrum. Meth. **A552** (2005) 566, arXiv:physics/0503191.
- [23] L. Breiman, J. H. Friedman, R. A. Olshen, and C. J. Stone, *Classification and regression trees*, Wadsworth international group, Belmont, California, USA, 1984; B. P. Roe *et al.*, *Boosted decision trees as an alternative to artificial neural networks for particle identification*, Nucl. Instrum. Meth. **A543** (2005) 577, arXiv:physics/0408124.
- [24] R. E. Schapire and Y. Freund, *A decision-theoretic generalization of on-line learning and an application to boosting*, Jour. Comp. and Syst. Sc. **55** (1997) 119.
- [25] T. Skwarnicki, *A study of the radiative cascade transitions between the Upsilon-prime and Upsilon resonances*, PhD thesis, Institute of Nuclear Physics, Krakow, 1986, DESY-F31-86-02.

- [26] M. Pivk and F. R. Le Diberder, *SPlot: A statistical tool to unfold data distributions*, Nucl. Instrum. Meth. **A555** (2005) 356, [arXiv:physics/0402083](#).
- [27] LHCb collaboration, R. Aaij *et al.*, *Measurement of b hadron production fractions in 7 TeV pp collisions*, Phys. Rev. **D85** (2012) 032008, [arXiv:1111.2357](#).
- [28] A. Powell *et al.*, *Particle identification at LHCb*, PoS **ICHEP2010** (2010) 020, LHCb-PROC-2011-008.