

1 J/ψ production and polarization2 MADDALENA FROSINI
3 ON BEHALF OF LHCb COLLABORATION4 *Department of Physics*
5 *University of Florence, INFN of Florence, ITALY*6 The study of the production of heavy quarkonium is crucial for a thor-
7 ough understanding of Quantum Chromodynamics (QCD). This note re-
8 ports the measurements of the J/ψ , χ_c and double charm production cross
9 section, and discusses the prospects for the J/ψ polarization at LHCb.

10 PRESENTED AT

11 CHARM 2012
12 Honolulu, Hawaii, May 14–17, 2012

1 Introduction

Understanding the charmonium hadroproduction mechanism has been a long-term program both experimentally and theoretically. At the LHC two different components contribute: the “prompt” component, which includes “direct” production in the pp collisions and the “feed down” from higher charmonium states, and the “delayed” component, coming from the b -hadron decays. In the direct production the $c\bar{c}$ pairs are expected to be created mainly through gluon-gluon fusion at the leading order (LO) and the bound states are formed in the final color-singlet states. The most recent models allow the formation of the $c\bar{c}$ pairs also through color-octet states, which evolve toward the final state via exchange of soft gluons. Such evolution is described in terms of a non-perturbative QCD (NRQCD) factorization approach.

The LHCb collaboration has given many contributions in understanding the quarkonium production mechanism, some of them reported here. The measurement of the J/ψ production cross section together with the status of the polarization analysis will be presented. Both measurements provide a critical test for the color-singlet [1, 2] and color-octet models [3]. The study of χ_c , double J/ψ and J/ψ production associated with an open charm hadron will also be presented. In particular the last two are rare processes and they can be useful to investigate the contributions from other mechanisms, such as the Double Parton Scattering (DPS) [7, 8, 9].

2 The LHCb detector

The LHCb detector [10] is a single-arm forward spectrometer covering the pseudorapidity range $2 < \eta < 5$, designed for the study of particles containing b or c quarks. The detector includes a high precision tracking system consisting of a silicon-strip vertex detector surrounding the proton-proton interaction region, a large-area silicon-strip detector located upstream of a dipole magnet with a bending power of about 4 Tm, and three stations of silicon-strip detectors and straw drift-tubes placed downstream. The combined tracking system has a momentum resolution $\delta p/p$ that varies from 0.4% at 5 GeV/ c^2 to 0.6% at 100 GeV/ c^2 , and an impact parameter resolution of 20 μm for tracks with high transverse momentum. Charged hadrons are identified using two ring-imaging Cherenkov detectors. Photon, electron and hadron candidates are identified by a calorimeter system consisting of scintillating-pad and pre-shower detectors, an electromagnetic calorimeter and a hadron calorimeter. Muons are identified by a muon system composed of alternating layers of iron and multiwire proportional chambers. The trigger consists of a hardware stage, based on information from the calorimeter and muon systems, followed by a software stage which applies a full event reconstruction.

3 J/ψ cross section measurement

The cross section is measured selecting J/ψ decaying to two muons: the data sample corresponds to an integrated luminosity $\mathcal{L} = (5.2 \pm 0.5) \text{ pb}^{-1}$ of pp collisions at $\sqrt{s} = 7 \text{ TeV}$ recorded by the experiment during September 2010. The double differential cross section in J/ψ p_T and y is defined as following:

$$\frac{d^2\sigma}{dp_T dy} = \frac{N(J/\psi \rightarrow \mu^+\mu^-)}{L \times \varepsilon_{tot} \times \mathcal{B}(J/\psi \rightarrow \mu^+\mu^-) \Delta p_T \Delta y}, \quad (1)$$

where $N(J/\psi \rightarrow \mu^+\mu^-)$ is the number of selected J/ψ decaying in two muons, \mathcal{L} is the integrated luminosity, ε_{tot} is the total efficiency (estimated from Monte Carlo including the detector acceptance, the reconstruction and trigger efficiency), $\mathcal{B}(J/\psi \rightarrow \mu^+\mu^-)$ is the branching ratio of the $J/\psi \rightarrow \mu^+\mu^-$ decay, Δp_T and Δy are respectively the J/ψ transverse momentum and rapidity bin sizes. The analysis selection requires at least one reconstructed primary vertex in each event. The J/ψ candidates are formed from pairs of opposite sign charged tracks reconstructed in the tracking system and identified as muons. The two muons must have a good quality of the track fit and originate from a common vertex. To separate the prompt and the delayed component the J/ψ pseudo proper time is used, defined as $t_z = \frac{(z_{J/\psi} - z_{PV})m_{J/\psi}}{p_z}$, where $z_{J/\psi}$ and z_{PV} are the J/ψ decay vertex and the primary vertex positions along the beam axis and $m_{J/\psi}$ and p_z are respectively the mass and the momentum component of the J/ψ along the beam axis.

Figures 1 and 2 show respectively the double differential prompt cross section and the differential prompt cross section integrated over rapidity as a function of p_T . Results are compared with the prediction of three different theoretical models (Colour Singlet Model, Colour Octet Model and Colour Evaporation Model). In Fig.3 the double differential cross section of the delayed component is shown and in Fig.4 it is integrated over rapidity and compared with the FONLL computation. The total integrated cross sections are

$$\sigma_{prompt} = (10.52 \pm 0.04(stat.) \pm 1.40(sys.)_{-2.20}^{+1.64}(pol.)) \mu\text{b}, \quad (2)$$

$$\sigma_{from b} = [1.14 \pm 0.01(stat.) \pm 0.16(sys.)] \mu\text{b}. \quad (3)$$

The first and the second uncertainties are the statistical and the systematic, where the main sources of systematic uncertainty come from the luminosity measurement, the tracking and trigger efficiency. The third uncertainty on the prompt cross section is due to the unknown polarization of the J/ψ and it is estimated calculating the total efficiency in two possible extreme scenarios of fully transverse and fully longitudinal polarization. The deviation from the case of zero polarization is assigned as systematic uncertainty to the measurement. From Eq.3 the $b\bar{b}$ cross section is extrapolated to

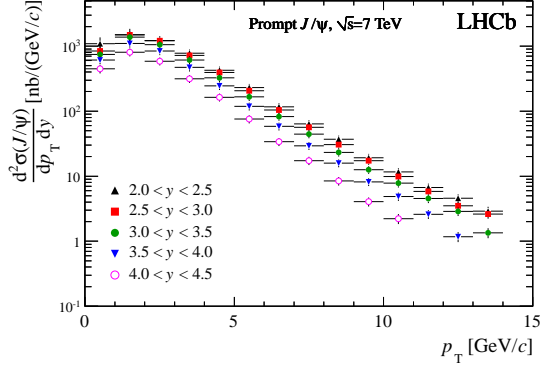


Figure 1: Double differential cross section of J/ψ prompt component.

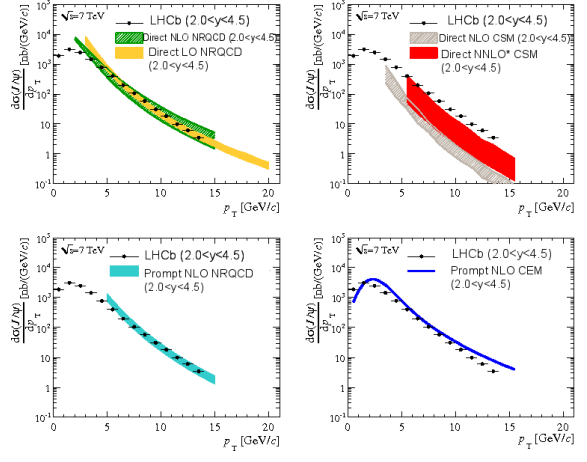


Figure 2: Prompt J/ψ differential cross section compared with different theoretical models. The top plots show the direct component only and the bottom include the feed down.

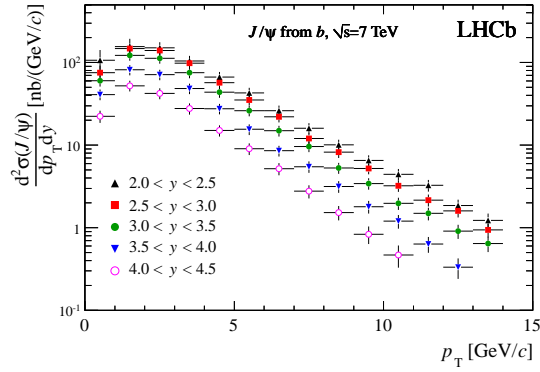


Figure 3: Double differential cross section of the delayed J/ψ component.

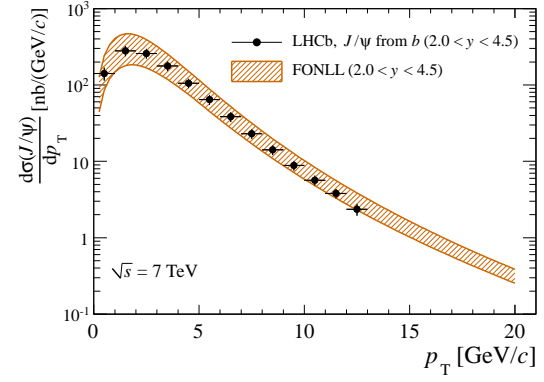


Figure 4: Differential cross section of delayed J/ψ component compared with FONLL computation.

82 the full solid angle using the formula

$$\sigma(pp \rightarrow b\bar{b}X) = \alpha_{4\pi} \frac{\sigma_{frob}}{2\mathcal{B}(b \rightarrow J/\psi X)} = [288 \pm 4(stat.) \pm 48(sys.)] \mu\text{b}. \quad (4)$$

83 All these results have been published in Ref.[11].

84 4 Outlook for polarization measurement

85 With the full 2011 data sample the prompt J/ψ polarization will be measured study-
86 ing the full angular distribution of the two muons:

$$\frac{dN}{d(\cos\theta)d\phi} \propto 1 + \lambda_\theta \cos^2\theta + \lambda_\phi \sin^2\theta \cos 2\phi + \lambda_{\theta\phi} \sin 2\theta \cos\phi, \quad (5)$$

87 where θ and ϕ are the polar and azimuthal angles in the helicity frame (using the
88 J/ψ momentum as polarization axis). The measurement will be performed in bins of
89 J/ψ transverse momentum and rapidity. The statistical sensitivity should be under
90 0.15 for λ_θ and about 0.01 for λ_ϕ and $\lambda_{\theta\phi}$. The systematic uncertainty is expected to
91 be of the same order of magnitude.

92 5 χ_c production

93 The study of the J/ψ production through the radiative decays of the χ_c states pro-
94 vides a useful test of both the color-singlet and color-octet model. Moreover it is
95 fundamental for the J/ψ polarization measurement, as the directly produced J/ψ
96 and those coming from χ_c decays can carry different polarization and this represents
97 a possible source of uncertainty for the polarization measurement of the prompt com-
98 ponent. The measurement of the fraction of J/ψ coming from χ_c decays can quantify
99 this uncertainty.

100 The relative cross section $\sigma(\chi_{c2})/\sigma(\chi_{c1})$ is measured using two different data sam-
101 ple acquired by the LHCb experiment during the 2010 and 2011, respectively of 37
102 pb^{-1} [12] and 370 pb^{-1} [13]. In both cases the χ_c states are identified through their
103 radiative decay $\chi_c \rightarrow J/\psi\gamma$ with the J/ψ decaying to two muons $J/\psi \rightarrow \mu^+\mu^-$. For
104 the first measurement, made with a smaller data sample, the photons reconstructed
105 in the calorimeter system have been used. This allows to have a higher statistics but
106 the poor resolution of the calorimeter doesn't permit to separate the two χ_{c1} and χ_{c2}
107 states. In the second measurement the photons converted in the detector material
108 before the magnet have been used, $\gamma \rightarrow e^+e^-$. In this way it is possible to take ad-
109 vantage of the good resolution of the tracker, which allows to resolve the two states,
110 as it is shown in Fig.5.

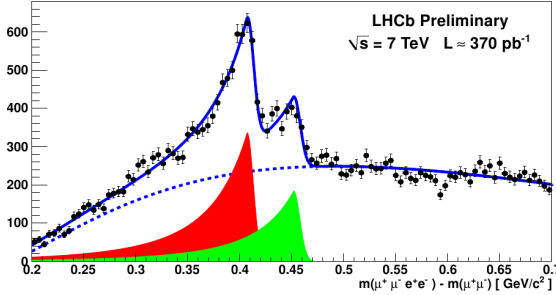


Figure 5: Invariant mass difference spectrum $\Delta m = m(\chi_c) - m(J/\psi) = m(e^+e^-\mu^+\mu^-) - m(\mu^+\mu^-)$ using converted photons.

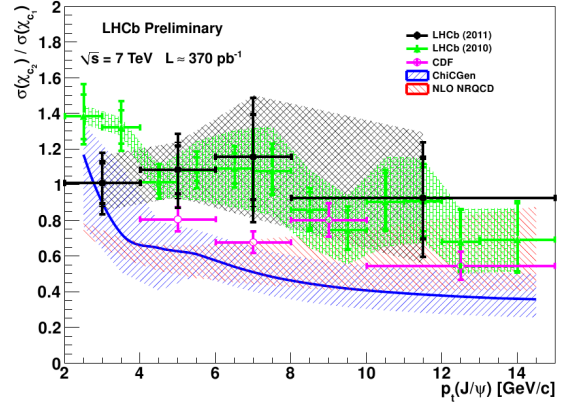


Figure 6: Relative cross section $\sigma(\chi_{c2})/\sigma(\chi_{c1})$ in bins of J/ψ transverse momentum.

111 In both measurements the efficiency is determined from the Monte Carlo simulation
 112 and the number of signal events is extracted with a fit to the invariant mass difference
 113 spectra, in four bins of J/ψ transverse momentum.

114 The results for the relative cross section $\sigma(\chi_{c2})/\sigma(\chi_{c1})$ are shown in Fig.6. In the
 115 plot the inner error bars correspond to the statistical uncertainties and the outer bars
 116 correspond to the sum of all the sources of systematic uncertainties. The shaded
 117 area represents the maximum effect due to the unknown χ_c polarization. In green
 118 and black the results obtained reconstructing the photons in the calorimeter (2010
 119 statistics) and the converted photons (2011 statistics) are shown. The results from
 120 the CDF collaboration are shown in magenta [14]. The blue and red shaded area
 121 correspond to the color-singlet and NRQCD prediction respectively.

122 The χ_c to J/ψ ratio has been measured with the 36 pb^{-1} data sample acquired
 123 by the experiment in the 2010 [15]. The χ_c states are reconstructed through their
 124 radiative decay $\chi_c \rightarrow J/\psi\gamma$ with the J/ψ decaying into two muons $J/\psi \rightarrow \mu^+\mu^-$.
 125 The results are shown in Fig.7, compared with the CDF measurement and with two
 126 theoretical models, the color-singlet (blue) and NRQCD approach (red).

127 6 Double charm production

128 Recently, both the production of double quarkonium and also the associated pro-
 129 duction of quarkonium together with open charm have been suggested as probes of
 130 the production mechanism. In the pp collisions also other mechanisms, as the DPS
 131 [7, 8, 9], can be involved in the production and their contribution can be estimated
 132 with respect to the Single Parton Scattering (SPS) [4, 5, 6].

133 Such a study has been performed at LHCb through the measurement of the double

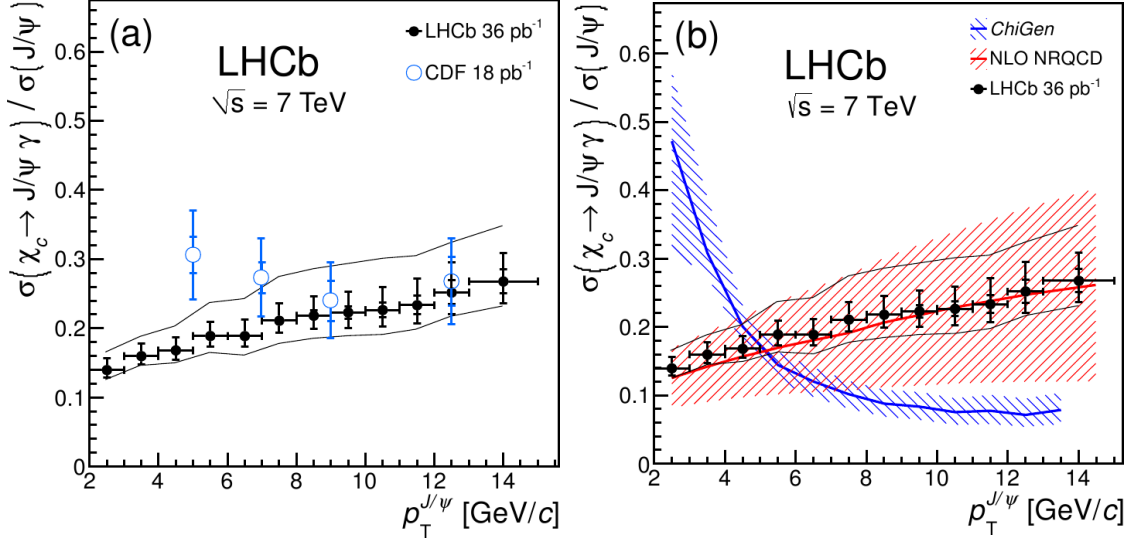


Figure 7: Relative cross section $\sigma(\chi_c)/\sigma(J/\psi)$ in bins of J/ψ transverse momentum. The results (black points) are compared with the CDF measurement [16] and with the color-singlet and color-octet prediction (respectively the blue and red area.)

134 J/ψ , taken from Ref.[17], and J/ψ production associated with an open charm hadron
 135 (such as D^0 , D^+ , D_s^+ and Λ_c^+) [18], with the 2010 and 2011 datasets (respectively 37
 136 pb^{-1} and 355 pb^{-1}).

137 The double J/ψ production cross section has been measured reconstructing the
 138 two J/ψ mesons in their decay to two muons. Both the J/ψ mesons have been
 139 required to have rapidity and transverse momentum lying respectively in the ranges
 140 $2 < y < 4.5$ and $p_T < 10 \text{ GeV}/c$.

141 The signal yield is determined fitting the invariant mass distribution of the first muon
 142 pair in bins of the second muon pair and correcting the number of signal events by
 143 the total efficiency.

144 The total efficiency is factorized in three different terms

$$\varepsilon_{J/\psi J/\psi}^{tot} = \varepsilon_{J/\psi J/\psi}^{sel\&reco\&acc} \times \varepsilon_{J/\psi J/\psi}^{\mu ID} \times \varepsilon_{J/\psi J/\psi}^{trg}, \quad (6)$$

145 where $\varepsilon_{J/\psi J/\psi}^{sel\&reco\&acc}$ is the acceptance, selection and reconstruction efficiency, $\varepsilon_{J/\psi J/\psi}^{\mu ID}$
 146 is the efficiency of the muon identification and $\varepsilon_{J/\psi J/\psi}^{trg}$ is the trigger efficiency. To
 147 take into account the distortion due to the unknown J/ψ polarization $\varepsilon_{J/\psi J/\psi}^{sel\&reco\&acc}$ is
 148 a function of the $J/\psi \cos \theta$ where θ is the angle between the μ^+ in the J/ψ center of
 149 mass frame and the Lorentz boost from the laboratory frame to the J/ψ frame.

150 The corrected invariant mass distribution of the first muon pair in bins of the second
 151 muon pair is shown in Fig.8, in three bins of J/ψ transverse momentum in a particular
 152 bin of rapidity.

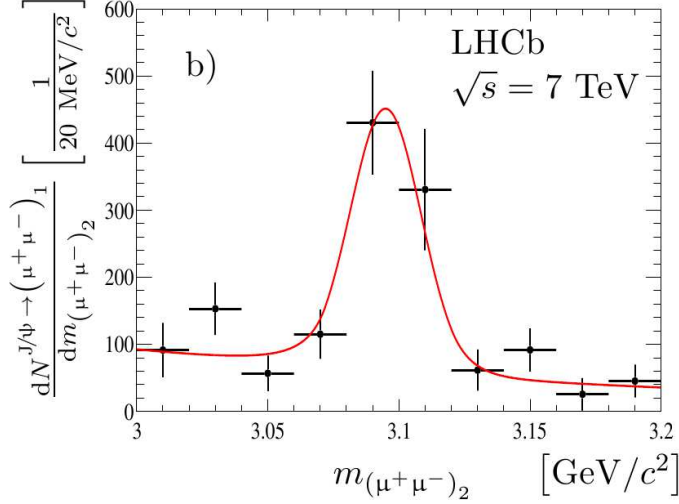


Figure 8: Invariant mass distribution of the first muon pair in bins of the second muon pair for the double J/ψ production.

153 The double J/ψ cross section is estimated to be

$$\sigma_{J/\psi J/\psi} = \frac{N_{J/\psi J/\psi}^{corr}}{\mathcal{L} \mathcal{B}^2(J/\psi \rightarrow \mu^+ \mu^-)} = (5.1 \pm 1.0(stat.) \pm 1.1(sys.)) \text{ nb}, \quad (7)$$

154 where $N_{J/\psi J/\psi}^{corr}$ is the efficiency corrected signal yield, $\mathcal{L} = 37 \text{ pb}^{-1}$ is the integrated
 155 luminosity and $\mathcal{B}(J/\psi \rightarrow \mu^+ \mu^-)$ is the branching ratio of the J/ψ decay into a muon
 156 pair.

157 The uncertainty are respectively statistical and systematic. The main contributions
 158 to the systematic uncertainty come from the tracking and trigger efficiency and from
 159 the unknown J/ψ polarization.

160 The experimental result obtained by LHCb has been compared with the theoretical
 161 contribution calculated in color-singlet model, from the SPS and the DPS. The two
 162 contributions, estimated in the LHCb acceptance, are listed together with the related
 163 uncertainties, in Tab.1 [17]. The sum of the two contributions is in agreement with
 164 the experimental value reported in Eq.6, although the uncertainties on the theoretical
 165 expectations are too large to draw a definite conclusion on the production mechanism.

166 The production cross sections of a J/ψ meson associated with an open charm
 167 hadron, D^0 , D^+ , D_s^+ or Λ_c^+ have been measured using 355 pb^{-1} out of the 2011
 168 datasets. As control channels, the $c\bar{c}$ events with two open charm hadrons recon-
 169 structed in the LHCb acceptance have been also studied. The J/ψ , D^0 , D^+ , D_s^+ and
 170 Λ_c^+ hadrons have been reconstructed through the following decays: $J/\psi \rightarrow \mu^+ \mu^-$,
 171 $D^0 \rightarrow \pi^+ K^-$, $D^+ \rightarrow \pi^+ \pi^+ K^-$, $D_s^+ \rightarrow \pi^+ K^+ K^-$, $\Lambda_c^+ \rightarrow p \pi^+ K^-$.

172 In Fig.9 (taken from Ref.[18]) the results for the production cross section of the $J/\psi D$

Model	Cross section (nb)	Uncertainty
Single Parton S.	4.15	30%
Double Parton S. contribution	2	50%

Table 1: SPS and DPS contribution to the double J/ψ production cross section estimated in the LHCb acceptance. The theoretical uncertainties are also listed.

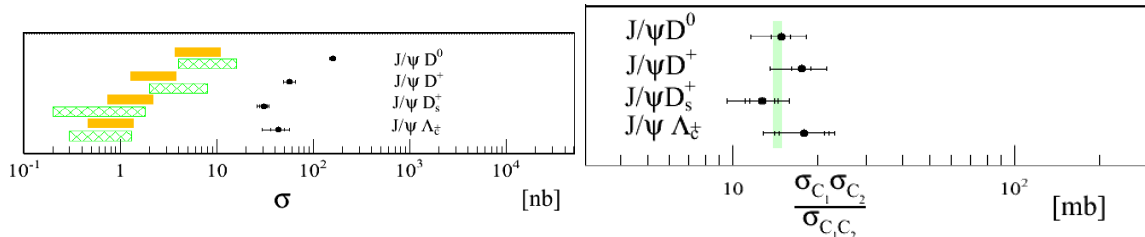


Figure 9: J/ψ production cross section with associated open charm. The experimental results (black points) are compared with the gluon-gluon fusion expectation (yellow and green areas [4, 5, 6]).

Figure 10: Results for the prompt open charm cross sections and double open charm cross section ratio compared with the theoretical expectation computed with the DPS approach [7, 8, 9].

173 processes are shown, compared with the theoretical expectation estimated with gluon-
174 gluon fusion model. In Fig.10 (from Ref.[18]) the ratios of the product of the prompt
175 open charm cross sections and the double open charm cross section show a good
176 agreement with the theoretical expectation from the DPS, assuming the effective
177 cross section measured in multi-jet events at Tevatron [19]. In the plots the inner
178 error bars represent the statistical uncertainties while the outer error bars are the
179 sum in quadrature of the statistical and systematic uncertainties. The main contri-
180 butions to the systematics are coming from the trigger efficiency, the unknown J/ψ
181 polarization and the luminosity.

182 7 Conclusion

183 LHCb has provided many contributions in understanding the quarkonium production
184 mechanism in particular with the measurement of the J/ψ and χ_c production. Also
185 the double J/ψ and J/ψ associated with an open charm hadron production has
186 been investigated, which provide a useful test for the SPS and DPS approach. The
187 measurement of the polarization of the prompt J/ψ component is ongoing and it will
188 provide a critical test for the validity of the color-singlet and color-octet models.

189 **References**

- 190 [1] Berger E.L. and Jones D. Phys. Rev. D 23 1521, 1981
- 191 [2] Baier R. and Rückl Phys. Lett. B 102 364, 1981
- 192 [3] Bodwin G.T., Braaten E. and Lepage G.P. Phys. Rev. D 51 1125, 1995
- 193 [4] Phys. Rev. D57 (1998) 4385
- 194 [5] Phys. Rev. D73 (2006) 074021
- 195 [6] Eur. Phys. J. C61 (2009) 693
- 196 [7] Phys. Rev. Lett. 107 (2011) 082002
- 197 [8] Phys. Lett. B705 (2011) 116
- 198 [9] arXiv:1106.2184
- 199 [10] The LHCb Collaboration,
200 JINST 3 (2008) S08005
- 201 [11] The LHCb Collaboration,
202 Eur. Phys. J. C71 1645, 2011
- 203 [12] arXiv:1202.1080
- 204 [13] LHCb-CONF-2011-062
- 205 [14] Phys. Rev. Lett. 98 (2007) 232001
- 206 [15] arXiv:1204.1462
- 207 [16] Phys. Rev. Lett. 79 (1997), 578-583
- 208 [17] The LHCb Collaboration,
209 Phys. Lett. B 707 (2012), pp. 52-59
- 210 [18] arXiv:1205.0975
- 211 [19] Phys. Rev. D 56 (1997), 3811-3832