

Reconstructing Higgs boson properties from the LHC and Tevatron data

Pier Paolo Giardino^a, Kristjan Kannike^{b,c},
Martti Raidal^{c,d,e} and Alessandro Strumia^{a,c}

(a) *Dipartimento di Fisica dell'Università di Pisa and INFN, Italy*

(b) *Scuola Normale Superiore and INFN, Piazza dei Cavalieri 7, 56126 Pisa, Italy*

(c) *National Institute of Chemical Physics and Biophysics, Ravala 10, Tallinn, Estonia*

(d) *CERN, Theory Division, CH-1211 Geneva 23, Switzerland*

(e) *Institute of Physics, University of Tartu, Estonia*

Abstract

We perform a phenomenological fit to all ATLAS, CMS, CDF and D0 Higgs boson data available after Moriond 2012. We allow all Higgs boson branching fractions, its couplings to standard model particles, as well as to an hypothetical invisible sector to vary freely, and determine their current favourite values. The standard model Higgs boson with a mass 125 GeV correctly predicts the average observed rate and provides an acceptable global fit to data. However, better fits are obtained by non-standard scenarios that reproduce anomalies in the present data (more $\gamma\gamma$ and less WW signals than expected) such as modified rates of loop processes or partial fermiophobia. We find that present data disfavors Higgs boson invisible decays. We consider implications for the standard model, for supersymmetric and fermiophobic Higgs bosons, for dark matter models, for warped extra-dimensions.

1 Introduction

Identifying the mechanism of electroweak symmetry breaking is the main goal of the Large Hadron Collider (LHC). In the standard model (SM) the electroweak symmetry is broken due to the existence of an elementary scalar particle — the Higgs boson [1, 2, 3, 4, 5]. Based on data collected in 2011, both the ATLAS and CMS experiments at the LHC published results of their searches for the SM-like Higgs boson that, yet inconclusively, support its existence with a mass $m_h \approx 125$ GeV [6, 7, 10]. Those results have been recently updated at the Moriond 2012 conference, where all the Tevatron and LHC collaborations presented their updated Higgs boson searches as well as some new results. The combined Tevatron analysis of all collected data confirms the LHC excess around 125 GeV in the $h \rightarrow b\bar{b}$ channel at 2.6σ level; CMS presented an improved $\gamma\gamma$ analysis; ATLAS presented new WW^* , $b\bar{b}$ and $\tau\bar{\tau}$ searches with full 2011 luminosity. Furthermore, both the ATLAS and CMS experiments showed results of searches for a fermiophobic (FP) Higgs boson in the $h \rightarrow \gamma\gamma$ channel that both show a positive hint around 125 GeV with local significances about 3σ . This excess is consistent with the total inclusive $\gamma\gamma$ rate observed by the LHC [11].

Accidentally, $m_h \approx 125$ GeV is a particularly fortunate value for the LHC, because, according to the SM predictions, various Higgs boson search channels are measurable. Those arise from a combination of SM Higgs boson branching fractions [8]

$$\begin{aligned} \text{BR}(h \rightarrow b\bar{b}) &= 58\%, & \text{BR}(h \rightarrow WW^*) &= 21.6\%, & \text{BR}(h \rightarrow \tau^+\tau^-) &= 6.4\%, \\ \text{BR}(h \rightarrow ZZ^*) &= 2.7\%, & \text{BR}(h \rightarrow gg) &= 8.5\%, & \text{BR}(h \rightarrow \gamma\gamma) &= 0.22\%, \\ \text{BR}(h \rightarrow c\bar{c}) &= 2.7\% \end{aligned} \quad (1)$$

and production mechanisms with cross sections [9]

$$\begin{aligned} \sigma(pp \rightarrow h) &= (15.3 \pm 2.6) \text{ pb}, & \sigma(pp \rightarrow jjh) &= 1.2 \text{ pb}, \\ \sigma(pp \rightarrow Wh) &= 0.57 \text{ pb}, & \sigma(pp \rightarrow Zh) &= 0.32 \text{ pb}, \end{aligned} \quad (2)$$

named gluon-gluon fusion ($gg \rightarrow h$), vector-boson fusion (VBF) and associated production with W and Z bosons (Vh). Because different search categories are sensitive to different Higgs boson couplings, the LHC can study the properties of a Higgs boson with $m_h \approx 125$ GeV and test if it follows the SM predictions or is affected by new physics.

With the presently collected statistics none of the search channels alone is sensitive to the SM Higgs boson nor are the combined results of Tevatron, ATLAS and CMS statistically conclusive. Therefore one expects large statistical fluctuations of the expected signal in all the search channels. Indeed, all measured LHC $\gamma\gamma$ rates, dominated by the new results in the VBF category, have central values above the SM prediction while all the WW^* rates have central values consistently below the SM prediction. On the one hand, those anomalies may be statistical fluctuations. On the other hand, they may signal new physics beyond the SM. From a theoretical point of view, reconstructing the Higgs boson properties is an important way to address the main issue that LHC can clarify: is there a natural reason behind the smallness of the weak scale, $m_h \ll M_{\text{Pl}}$? Indeed, if the weak scale is naturally small, one expects that the new physics that cuts off the top loop contribution to m_h^2 (such as light stops at the weak scale in supersymmetric models) also affects the $gg \rightarrow h$ and $h \rightarrow \gamma\gamma$ rates. Therefore a global

study of all the Higgs boson collider data obtained so far is necessary to test the SM and to discriminate between different new physics scenarios in the Higgs sector.

In this work we study the collider data collected so far in Tevatron and the LHC in order to derive Higgs boson properties. The study of the Higgs boson fit was pioneered in Ref. [12], while recent fits of new LHC data were published in Refs. [13, 14, 15]. We improve on previous fits by including the new data presented in the Moriond 2012 conference, and by performing more general fits that cover a wider spectrum of new physics models. To achieve this goal we allow all the Higgs boson couplings to deviate independently from their SM values. We also allow for an additional Higgs boson invisible width, possibly due to decays into the dark matter. Anomalous features are dominated by the new results presented in Moriond 2012, disfavouring the SM compared to the previous fits and motivating new physics scenarios. We discuss implications of our results in the context of different models. More LHC data is needed to discriminate between those scenarios.

The paper is organised as follows. In section 2 we describe the existing experimental results and the statistical procedure we adopt. In section 3 we perform the fits to data. In section 4 we discuss implications of our results on different models. We conclude in section 5.

2 Data and statistical analysis

The experimental collaborations measure rates of Higgs boson signals R . Their results could be fully encoded in a likelihood $\mathcal{L}(R, m_h)$, but only a limited amount of information is reported by the experiments. All collaborations report the upper bounds on rates at 95% C.L., R_{observed} , and the expected upper bound at 95% C.L. in absence of a Higgs boson signal, R_{expected} , as function of the Higgs boson mass m_h . Given that information, our statistical analyses follows the one outlined in Ref. [16]. Assuming that the $\chi^2 = -2 \ln \mathcal{L}$ has a Gaussian form in R ,

$$\chi^2 = (R - \mu)^2 / \sigma^2, \quad (3)$$

these two experimental informations allow one to extract the mean μ and the standard deviation σ ,

$$\mu = R_{\text{observed}} - R_{\text{expected}}, \quad \sigma = \frac{R_{\text{expected}}}{1.96}, \quad (4)$$

where 1.96 arises because 95% confidence level corresponds to about 2 standard deviations. The Gaussian approximation by construction agrees with the full result at this value of R , but away from it the approximation may be not accurate for channels that presently have a low number of events (such as $h \rightarrow ZZ^* \rightarrow 4\ell$). We are aware of this fact, but at the moment it is difficult to do better using the available data. We verified that our procedure gives similar results as the refined procedure in [13] and that our procedure agrees better with present values of $\mu \pm \sigma$, when reported by experiments at $m_h = 125$ GeV.

We also neglect correlations of uncertainties among different measurements (e.g. uncertainties on luminosity and on the SM prediction, at the $\pm 15\%$ level and therefore subdominant with respect to present experimental uncertainties) and approximate the full χ^2 with

$$\chi^2 = \sum_i \frac{(R_i - \mu_i)^2}{\sigma_i^2}, \quad (5)$$

where the sum runs over all measured Higgs boson rates i . In the present stage of experimental accuracy such a simplified statistical framework captures the main features in data and allows us to study general properties of the data, that is the purpose of this work.

We consider all available Higgs boson data reported at the Moriond 2012 conference and before:

1. The $p\bar{p} \rightarrow Vh \rightarrow Vb\bar{b}$ rate measured by CDF, D0 [17] and the related $pp \rightarrow Vh \rightarrow Vb\bar{b}$ rate measured by CMS and ATLAS [18].
2. The $pp \rightarrow jjh \rightarrow jjWW$ rate measured by CMS [19].
3. The $h \rightarrow WW \rightarrow 2\ell 2\nu$ rates measured by CMS and ATLAS [20].
4. The $h \rightarrow ZZ \rightarrow 4\ell$ rates measured by CMS and ATLAS [21].
5. The $h \rightarrow \gamma\gamma$ rates measured by ATLAS and CMS [22], and CDF, D0 [23].
6. In the context of fermiophobic Higgs boson searches, CMS measured the $pp \rightarrow jjh \rightarrow jj\gamma\gamma$ rate [24] where the jj tagging is added to select Higgs boson produced via the VBF process. Indeed, the cuts performed by CMS ($m_{jj} > 350$ GeV, $p_{Tj_1} > 30$ GeV, $p_{Tj_2} > 20$ GeV) significantly reduce the $gg \rightarrow h$ contribution, such that we estimate that reinterpreting this experimental result in a general context, it is roughly a measurement of

$$[0.033\sigma(pp \rightarrow h) + \sigma(pp \rightarrow jjh)] \times \text{BR}(h \rightarrow \gamma\gamma) \quad (6)$$

with the result

$$\frac{\text{observed rate}}{\text{SM rate}} = 3.3 \pm 1.1 \quad \text{for } m_h = 125 \text{ GeV}. \quad (7)$$

7. In the context of fermiophobic Higgs boson searches, ATLAS measured the $pp \rightarrow hX \rightarrow \gamma\gamma X$ rate with a high cut $p_{Th} > 40$ GeV on the Higgs boson transverse momentum [25] (we are oversimplifying by omitting several secondary issues). This cut allows to suppress the $gg \rightarrow h$ production process, while keeping most of the signal in the VBF and associate production mechanisms. To see how much $gg \rightarrow h$ is suppressed we allowed for additional QCD jets performing simulations with the PYTHIA [26] and MADGRAPH [27] codes. We find that this experimental result can be re-interpreted in a general context as a measurement of

$$[0.3\sigma(pp \rightarrow h) + \sigma(pp \rightarrow Wh, Zh, jjh)] \times \text{BR}(h \rightarrow \gamma\gamma), \quad (8)$$

with the result

$$\frac{\text{observed rate}}{\text{SM rate}} = 3.3 \pm 1.1 \quad \text{for } m_h = 125 \text{ GeV}. \quad (9)$$

8. The $h \rightarrow \tau\tau$ rate as measured by CMS and ATLAS [28].

In the left panel of Fig. 1 we show our approximated combination of all Higgs boson data. Higgs boson masses around 125 GeV are favoured by the rate, and some ZZ and $\gamma\gamma$ events (which have little statistical power in fixing the rates but large resolution in m_h) favor $m_h = 125$ GeV, the value that we will adopt in the rest of the paper.

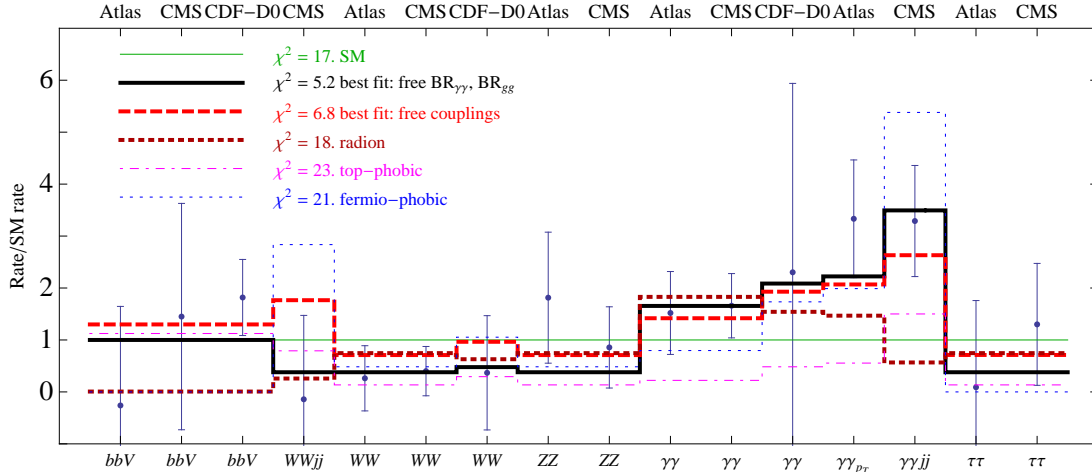


Figure 2: Predictions for the Higgs boson rates in different scenarios: SM, free branching ratios of loop processes, free couplings, radion, top-phobic and fermiophobic, defined via eqs. (13,14,19).

3 Reconstructing the Higgs boson properties

3.1 Reconstructing the Higgs boson branching fractions

The Higgs boson observables that can be most easily affected by new physics contributions are those that occur at loop level, the $h \rightarrow \gamma\gamma$, $h \rightarrow gg$ and $gg \rightarrow h$ rates. Because the latter two are related via CP, we use a common notation $h \leftrightarrow gg$ to indicate both of them simultaneously. Those loop level processes are particularly relevant for the LHC Higgs boson searches because $\gamma\gamma$ is the cleanest final state, and because $gg \rightarrow h$ is the dominant Higgs boson production mechanism. The left panel of Fig. 3 shows, as yellow contours with solid borders, the 1σ and 2σ ranges of a global fit to these two quantities in units of their SM predictions. The best fit corresponds to

$$\frac{\text{BR}(h \leftrightarrow gg)}{\text{BR}(h \rightarrow gg)_{\text{SM}}} \approx 0.3, \quad \frac{\text{BR}(h \rightarrow \gamma\gamma)}{\text{BR}(h \rightarrow \gamma\gamma)_{\text{SM}}} \approx 4, \quad (11)$$

that shows a significant deviation from the SM prediction — the first number allows to best fit the reduced WW^* rates, and the second number allows to fit the enhanced $\gamma\gamma$ rates, in agreement with eq. (10). The χ^2 of the global fit is significantly lower with respect to SM, decreasing from 17 (for 15 dof within the SM) to 5.2 (for 13 dof in this more general fit). The black thick line in Fig. 2 shows the best-fit predictions for the various measured rates, allowing to see how the fit is improved.

The gray region with dotted contours in Fig. 3 show the fit obtained omitting the $\gamma\gamma$ rates with cuts dedicated to vector-boson-fusion production (items 6 and 7 in the list above). In the latter case the agreement with the SM is improved showing that the such data category plays an important rôle in the fit.

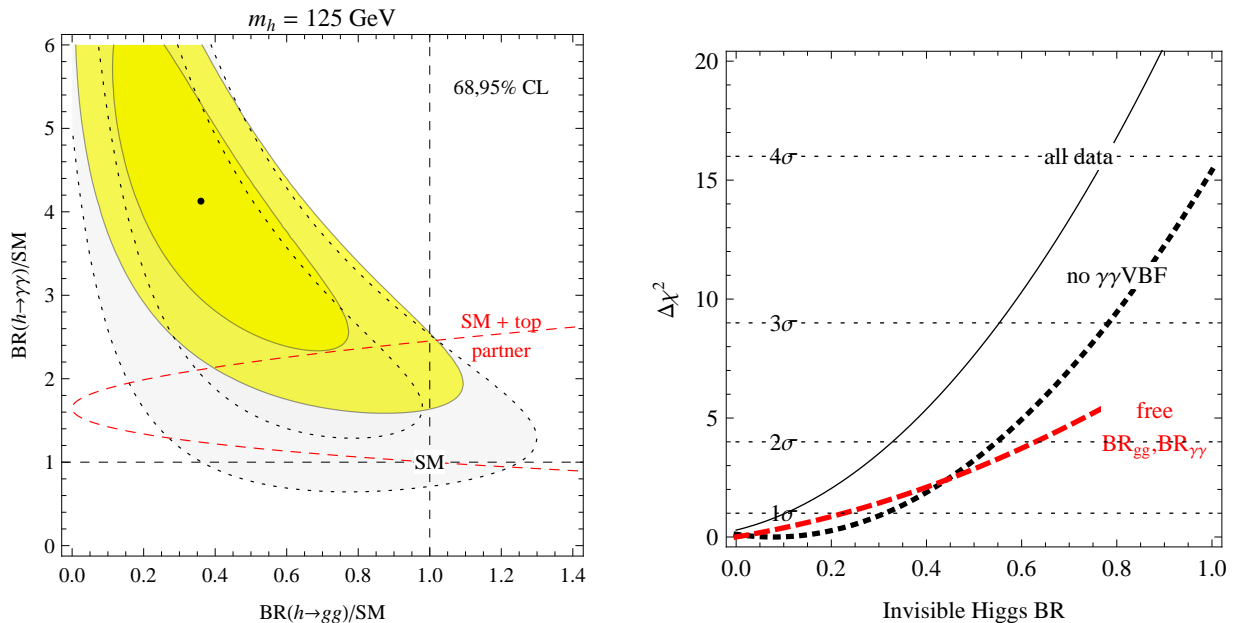


Figure 3: **Left:** fit for the Higgs boson branching fraction to photons and gluons. In yellow with continuous contour-lines: global fit. In gray with dotted contour-lines: the fermiophobic Higgs boson searches are excluded from the data-set. Red dashed curve: the possible effect of extra top partners, such as the stops. **Right:** fits for the invisible Higgs boson branching fraction, under different model assumptions, as explained in section 3.2.

3.2 Reconstructing the Higgs boson invisible width

New physics can easily give a large effect providing an extra invisible [29] Higgs boson decay channel, for example into dark matter particles [30, 32]. Alternatively, the effective operator $|\partial_\mu H^\dagger H|^2$ similarly has the effect of rescaling all rates by a common factor [33].

In the SM total Higgs boson width is predicted to be $\Gamma(h)_{\text{SM}} \approx 4.0$ MeV at $m_h = 125$ GeV, too small to be measured directly.

It is well known that measuring the Higgs boson total width at the LHC requires additional assumptions [12] because the gluon final states cannot be measured over huge QCD background. Let us explain how present data can probe the Higgs boson width, without directly measuring it. The gluon fusion production rates are proportional to $\Gamma(gg \rightarrow h)$. In view of approximate CP invariance we can assume that $\Gamma(gg \rightarrow h) = \Gamma(h \rightarrow gg)$ and we collectively denote them as $h \leftrightarrow gg$. Then, one partial decay width can be reconstructed by data. By performing a global fit to the Higgs boson branching ratios in the context of theories where the decay widths are related we can reconstruct the total Higgs boson width. Of course this is based on theoretical assumptions, but the result gets significantly different only in highly deviant models, e.g. in models where the Higgs boson predominantly decays into light quarks (a decay mode not probed by present data).

In order to emphasise the mild model-dependence of this fitting procedure we perform three fits under different assumptions. We show our results (χ^2 as function of the invisible branching ratio) in the right panel of Fig. 3.

- i) First, we perform a global fit of all data assuming the SM plus an additional invisible decay width, obtaining

$$\text{BR}(h \rightarrow \text{invisible}) = -0.1 \pm 0.23; \quad (12)$$

- ii) Next, we weaken the theoretical assumptions: we keep the $h \leftrightarrow gg$ and the $h \rightarrow \gamma\gamma$ rates as free parameters, and marginalise with respect to them (red dashed curve). We see that, even without assuming the SM prediction for $h \leftrightarrow gg$, a (weakened) bound on the Higgs boson invisible width can still be derived from present data; the best fit value becomes positive, but again the preference is not statistically significant.
- iii) Finally, we repeat the fit in i), but ignoring the data for $\gamma\gamma$ from the vector boson fusion channels, obtaining a weaker bound (dotted curve).

Adding an invisible Higgs boson width has the effect of suppressing all observed rates and, according to our fit, this is not favoured by present data.

3.3 Reconstructing the Higgs boson couplings

In this subsection we extract from data the Higgs boson couplings to vectors and fermions, in order to see if they agree with the SM predictions. Trying to be as general as possible in describing the Higgs boson couplings, we proceed phenomenologically extracting from data the following parameters:

$$R_W = \frac{g_W}{g_W^{\text{SM}}}, \quad R_Z = \frac{g_Z}{g_Z^{\text{SM}}}, \quad R_t = \frac{y_t}{y_t^{\text{SM}}}, \quad R_b = \frac{y_b}{y_b^{\text{SM}}}, \quad R_\tau = \frac{y_\tau}{y_\tau^{\text{SM}}}, \quad (13)$$

where g_W is the $WW h$ coupling; g_Z is the $ZZ h$ coupling, y_t the top Yukawa coupling, y_b the bottom Yukawa coupling and y_τ the tau Yukawa coupling. All models considered in this work and presented in Fig. 2 are defined via eq. (13). The SM corresponds to $R_i = 1$ for all the couplings. These parameter R_i have the following effects:

- the partonic cross sections for $gg \rightarrow h$ and for $gg \rightarrow t\bar{t}h$ get rescaled by R_t^2 ;
- the partonic cross sections for $q\bar{q} \rightarrow q\bar{q}h$ and for $q\bar{q} \rightarrow Vh$ get rescaled by R_V^2 ;
- the decay widths $h \rightarrow VV^*$ get rescaled by R_V^2 where $V = \{W, Z\}$;
- the decay widths $h \rightarrow f\bar{f}$ get rescaled by R_f^2 where $f = \{b, \tau, \dots\}$;
- the decay width $h \rightarrow \gamma\gamma$, arising from the interference of one-loop diagrams mediated by the top and by the W , gets rescaled by $(1.28R_W - 0.28R_t)^2$ for $m_h = 125$ GeV;
- similarly the decay width $h \rightarrow Z\gamma$ (not yet measured) gets rescaled by $(1.05R_Z - 0.05R_t)^2$.

A simplifying case considered in previous analyses [13, 14, 15] is a common rescaling factor a for Higgs boson coupling to vectors and a common rescaling factor c for Higgs boson coupling to fermions:

$$a = R_V \equiv R_W = R_Z, \quad c = R_t = R_b = R_\tau. \quad (14)$$

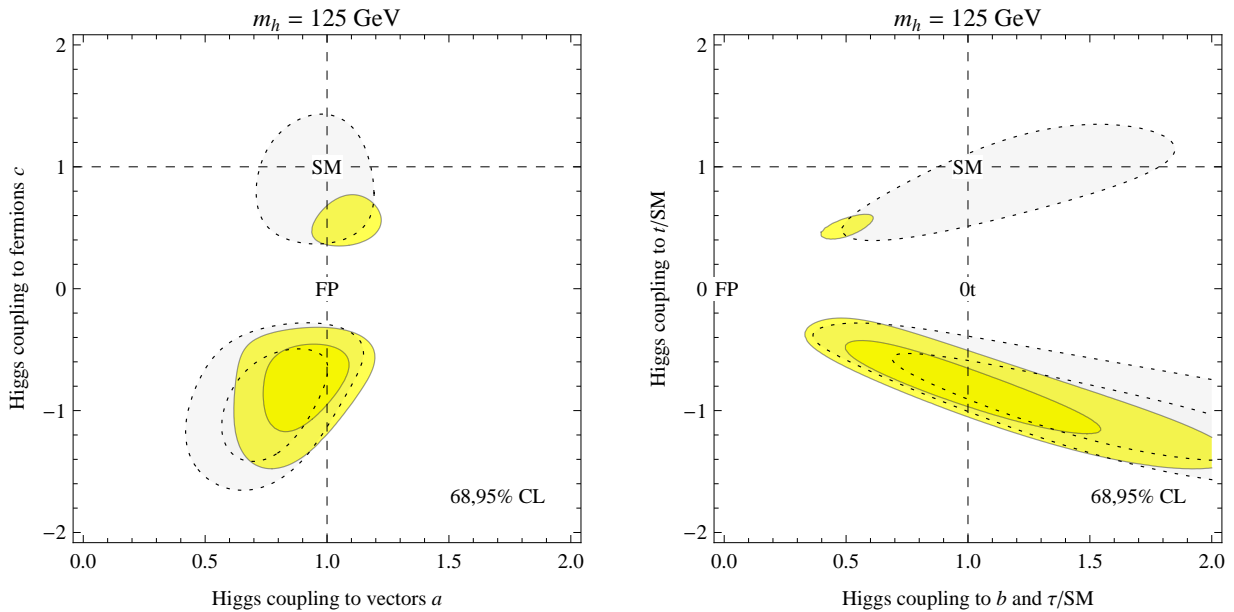


Figure 4: **Left:** fit of the Higgs boson couplings assuming common rescaling factors a and c with respect to the SM prediction for vector bosons and fermions, respectively. **Right:** fit to the t -quark and to b -quark and τ -lepton Yukawa couplings assuming the SM couplings to gauge bosons. The best fit presently lies somehow away from the SM prediction, indicated in the figures as ‘SM’. The point marked as ‘FP’ is the fermiophobic case, and ‘0t’ denotes the top-phobic case. Negative values of the top Yukawa coupling are preferred because lead of an enhancement of $h \rightarrow \gamma\gamma$.

We show in the left panel of Fig. 4 the resulting fit (continuous yellow contours). For comparison the dashed contours show the result obtained ignoring the $\gamma\gamma jj$ data from CMS and ATLAS, as is also done in Fig. 3. This allows to compare our results with the ones of previous analyses [13, 14, 15] (although some other data has also been modified and added by experiments). Our results essentially agree, up to the difference due to our use of more recent data.

We see that a negative $R_t R_W < 0$ is favoured because it implies a constructive interference between the top quark and W boson loops in the decays $h \rightarrow \gamma\gamma$ increasing the corresponding rates. Notice that the new data prefers suppression of the WW^* rates via suppression of the $gg \rightarrow h$ cross section, while the Higgs boson coupling to vectors can be somewhat larger than without VBF data. Notice also that the SM point (1,1) is disfavoured beyond 2σ .

In the right panel of Fig. 4 we assume the SM values for the Higgs boson gauge couplings ($R_W = R_Z = 1$) and present a fit to the Yukawa couplings R_t and $R_b = R_\tau$. We, again, see that $R_t < 0$ is somehow favoured and the SM is disfavoured. The two branches approach the pure fermiophobic point (0,0), denoted by FP in Fig. 4, but pure fermiophobia is disfavoured by the fit.

In Fig. 5 we consider the most general case where we allow all 4 parameters $R_W = R_Z, R_t, R_b, R_\tau$ to vary and show the favoured regions for the pairs R_V, R_t (left) and R_b, R_τ (right) marginalised over the remaining two parameters. The main features of this global fit remain the same as in previous cases: $R_t R_W < 0$ is favoured and R_W, R_b and R_τ are constrained

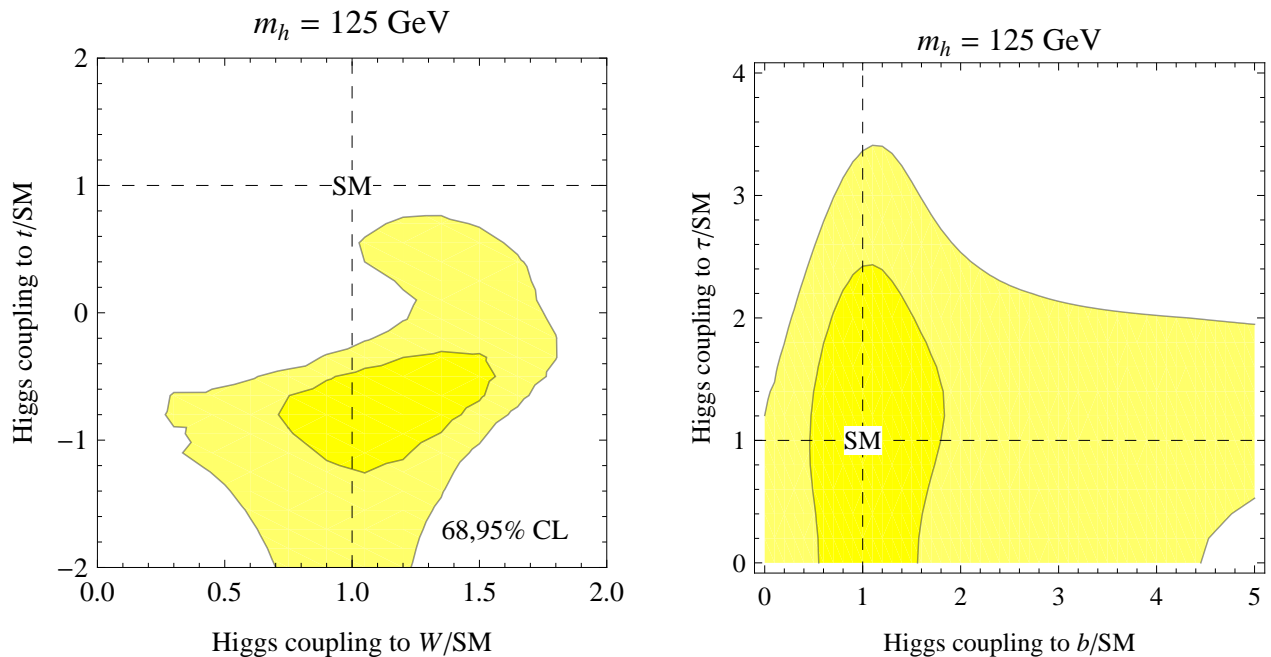


Figure 5: *Global fit for the Higgs boson couplings to vectors, to the t -quark, to the b -quark, to the τ lepton. All these couplings are freely varied and in each panel we show the χ^2 as function of the parameters indicated on the axes, marginalised with respect to all other parameters. We again assume $m_h = 125$ GeV and find that the best fit presently lies somehow away from the SM prediction, indicated in the figures as ‘SM’.*

to be around their SM values of 1. Fig. 2 shows the best fits (red dashed lines), both allowing for negative Yukawas (thick line) and restricting all Yukawas to be positive, as in the SM (thin line).

4 Implications for Higgs boson models

In order to interpret our general results presented in Figs. 1-5 in the context of any particular model of Higgs boson, two logical possibilities arise. First, all the present anomalies in data, listed in eq. (10), could be just statistical fluctuations. Second, the emerging pattern in eq. (10) could be real and signal new physics beyond the SM in the Higgs sector. Intermediate possibilities are of course possible. In order to discriminate between these possibilities, we present in Fig. 2 the predictions channel by channel of some particular scenarios that we studied in Figs. 3-5 for collider searches. The best fit χ^2 of those scenarios is also presented in the figure in order to compare different scenarios with each other.

4.1 The Standard Model

Naturally, the reference model for all comparisons in the previous sections is the SM. After fixing the Higgs boson mass to the best fit value $m_h = 125$ GeV, the SM does not have any

free parameter left to vary. Therefore all the anomalies in the present data must be statistical fluctuations and disappear with more statistics. This interpretation is supported by the fact that the average of all data agrees with the SM prediction, as seen in Fig. 2, and the global χ^2 is good: 17 for 15 dof (we recall that with $n \gg 1$ degrees of freedom one expects $\chi^2 = n \pm \sqrt{n}$).

On the other hand, our best fit (black curve in Fig. 2) has a significantly lower $\chi^2 = 5.5$ for 13 dof: a bigger reduction than what is typically obtained by adding two extra parameters (one expects $\Delta\chi^2 = -\Delta n \pm \sqrt{\Delta n}$ when adding $\Delta n \gg 1$ parameters). The SM is disfavoured at more than 95% CL in this particular context, but of course we added the two parameters that allow to fit the two most apparent anomalies in the data, the $\gamma\gamma$ excess and the WW^* deficit.

Only more data will tell if this is a trend, or if we are just fitting a statistical fluctuation.

4.2 Fermiophobia and dysfermiophilia

Fig. 2 shows predictions for different fermiophobic [34, 35, 11] scenarios. While bottomphobic Higgs boson is excluded by our fits, top-phobic or pure fermiophobic Higgs boson (with exactly vanishing Yukawa couplings) provide acceptable fits, of quality almost as good as the SM fit, despite that their predictions are significantly different. The pure fermiophobic model captures the features of data qualitatively correctly but predicts larger signal rates than is observed in the LHC, especially in the $WW^* + jj$ channel. In addition, the fermiophobic fit suffers from the $h \rightarrow b\bar{b}$ signal claimed by Tevatron and CMS.

The agreement of the fermiophobic Higgs boson with data can be improved by allowing a moderate small additional Higgs boson branching fraction, because this allows to reduce the too large prediction for the $\gamma\gamma jj$ rate [11], which is very sensitive to the precise value of the Higgs boson mass and width. In fermiophobic models such small Yukawa couplings can be generated via quantum effects [35]. We note that fermiophobia lowers the vacuum stability bound on the Higgs boson mass, allowing 125 GeV Higgs boson to be consistent with no new physics below Planck scale.

Our fits in Figs. 4-5 show that reducing some or all of the SM Yukawa couplings allows to again significantly improve the global fit compared to the SM, down to $\chi^2 \approx 7$. The main feature of the improved fit is $y_t \approx -0.7y_t^{\text{SM}}$, because this allows to enhance the $h \rightarrow \gamma\gamma$ rate and reduce the $gg \leftrightarrow h$ rate. Admittedly, a ‘wrong’ Yukawa coupling to the top and to the other fermions (dysfermiophilia) is an even more serious pathology than fermiophobia.

Various theoretical frameworks easily lead to modified Higgs boson couplings at moderate level. In models with more than one Higgs multiplet the Yukawa couplings of the light Higgs boson can be non-standard [36] (this is what can happen also in supersymmetric models). Alternatively, in models where SM fermions mix with extra fermions at the weak scale, integrating out the extra fermions, their effects get encoded in effective operators of the form $\bar{f}fHH^\dagger H$, that lead to modified Higgs boson couplings to the SM fermions f [37]. Such operators also arise in composite Higgs boson models.

In models where the Higgs boson is a composite particle one generically expects that Higgs boson couplings get modified by form factors, approximated at low energy by effective operators [33]. This is the framework considered in the fits of Refs. [13, 15]. In this kind of models, the rescaled SM expressions for these rates that we assumed remain valid even when new physics

is so large [41]. The Higgs boson coupling to W, Z vectors can be easily reduced by mixing the Higgs boson with other scalars; a good fit to electroweak precision data then demands that the extra scalars are not much heavier than the Higgs boson. Increasing the Higgs boson gauge couplings is theoretically more challenging [42].

4.3 Supersymmetry

Supersymmetric theories that attempt to solve the naturalness problem of the electroweak scale have been stringently constrained by the LHC direct searches as well as by the Higgs boson results [44, 45]. Within the MSSM one needs light and strongly mixed stops, and there are two main modifications of Higgs physics.

First, light stops modify the predictions and for the $h \rightarrow \gamma\gamma$ and $gg \leftrightarrow h$ rates [38]. In practice their extra loop effect is described by a deviation of our parameter R_t from one:

$$R_t = 1 + \frac{m_t^2}{4} \left[\frac{1}{m_{\tilde{t}_1}^2} + \frac{1}{m_{\tilde{t}_2}^2} - \frac{(A_t - \mu/\tan\beta)^2}{m_{\tilde{t}_1}^2 m_{\tilde{t}_2}^2} \right], \quad (15)$$

at leading order in the limit $m_{\tilde{t}_{1,2}} \gg m_t$ [14]. We see that the sign of the new effect is not fixed and can be negative in the presence of strong stop mixing.

The red dashed curve in the left panel of Fig. 3 shows how these rates are affected by R_t (this applies not only to stops, but also to any extra particle with same gauge quantum numbers as the top, such as heavy top partners in little-Higgs models). $R_t = 1$ corresponds to the SM, and $R_t = 0$ to the total suppression of $gg \leftrightarrow h$. A $R_t < 1$ increases the $h \rightarrow \gamma\gamma$ rate, but only mildly because this rate is dominated by the W loop. The red dashed curve enters in the best-fit region when $R_t \approx -1.7$, a situation that cannot be achieved in view of bounds on the stop mass. We recall that such bounds are extremely model-dependent, because the signature depends on the unknown stop decay modes, and the production depends on the unknown gluino mass. For example, in gauge-mediated SUSY breaking the lower bound is 310 GeV [39]. If we assume $m_{\tilde{t}_1} \approx m_{\tilde{g}}$, the bound on the stop mass is around 900 GeV [40], assuming that gluino decays always via a sbottom \tilde{b} into bN_1 with a neutralino mass $m_{N_1} < 150 - 300$ GeV. The bound on $m_{\tilde{t}}$ gets about 200 GeV lower if the gluino decays fully via a stop.

Second, due to the presence of two Higgs doublets H_1 and H_2 , one has modification of the Higgs boson couplings at tree level. Our R parameters get modified as:

$$R_W = R_Z = \sin(\beta - \alpha), \quad R_b = R_\tau = -\frac{\sin\alpha}{\cos\beta}, \quad R_t = \frac{\cos\alpha}{\sin\beta}, \quad (16)$$

where $\tan\beta$ is the usual ratio between the two Higgs boson vev, and the α is the usual angle that diagonalises the mass matrix of $\text{Re}(H_1^0, H_2^0)$, with $\alpha \rightarrow \beta - \pi/2$, in the decoupling limit. The angles α and β depend on the model and specific deviations arise depending on how $m_h \approx 125$ GeV is reached: extra D -terms imply an increase in $h \rightarrow b\bar{b}$ while extra F -terms lead to a decrease (unless extra singlets are light) [43]. The total R_t is the combination of the two effects discussed above.

As previously discussed, both the WW^* and the $\gamma\gamma$ rates are roughly proportional to R_W^2 ; thereby this correlation prevents to go in the direction favoured by data (lower WW^* and higher

$\gamma\gamma$), as already observed in the context of numerical MSSM scans [44], and in extensions of the MSSM [45].

4.4 Dark matter models

The main motivation for an invisible Higgs boson decay width comes from the existence of Dark Matter (DM) of the Universe. The Higgs portal [31] offers a natural possibility to couple the Higgs sector to the dark matter. If the dark matter particles are two times lighter than the Higgs boson, they can lead to invisible Higgs boson width. Because Higgs boson decays to fermion dark matter are essentially ruled out by direct detection constraints [32], in this scenario the dark matter is naturally scalar.

Let us consider, for example, the simplest DM model obtained adding to the SM a real singlet scalar field S coupled to the Higgs doublet H by the $-\lambda S^2|H|^2$ Lagrangian term [46]. Fixing the DM/Higgs boson coupling λ assuming that the thermal relic DM abundance is equal to its cosmologically measured value $\Omega_{\text{DM}} = 0.112 \pm 0.0056$ [47] allows us to predict the Higgs boson invisible decay width and the direct DM detection cross section σ_{SI}

$$\Gamma(h \rightarrow SS) = \frac{\lambda^2 V^2}{8\pi m_h} \sqrt{1 - 4 \frac{M_{\text{DM}}^2}{m_h^2}}, \quad \sigma_{\text{SI}} = \frac{\lambda^2 m_N^4 f^2}{\pi M_{\text{DM}}^2 m_h^4}. \quad (17)$$

The bound $\text{BR}_{\text{inv}} < 0.4$ at 95% C.L. derived in section 3.2 then implies $M_{\text{DM}} > 50 \text{ GeV}$ and $\sigma_{\text{SI}} < 0.4 \cdot 10^{-44} \text{ cm}^2$, assuming the nucleon matrix element $f = 0.3$. While Higgs boson invisible decays to fermionic dark matter are already disfavoured, our work shows that also light scalar dark matter is not supported by data.

4.5 Higgs boson or radion?

The Higgs boson couples to the SM fermions with a strength proportional to fermion masses. Similar couplings can be obtained by considering an hypothetical particle φ , a radion, with a coupling to the trace of the SM energy-momentum tensor suppressed by some scale Λ :

$$\frac{\varphi}{\Lambda} T^\mu_\mu = \frac{\varphi}{\Lambda} \left(\sum_f m_f \bar{f} f - M_Z^2 Z_\mu^2 - 2M_W^2 W_\mu^2 + A \right). \quad (18)$$

In our language this is described by setting

$$R \equiv R_W = R_Z = R_t = R_b = R_\tau = \sqrt{2}v/\Lambda, \quad (19)$$

where $v = 174 \text{ GeV}$. One important difference arises at quantum level: scale invariance is anomalous, such that a new term appears,

$$A = -7 \frac{\alpha_3}{8\pi} G_{\mu\nu}^a G_{\mu\nu}^a + \frac{11}{3} \frac{\alpha_{\text{em}}}{8\pi} F_{\mu\nu} F_{\mu\nu}, \quad (20)$$

where the numerical coefficients are the SM β -function coefficients for the strong and electromagnetic gauge couplings. As a result, the φ decay widths into gg and $\gamma\gamma$ differ from the corresponding Higgs boson decay widths [48].

Such a particle is often called ‘radion’ because it arises in the context of models with one warped extra dimension as the mode that controls its size. However, in this kind of models the radion can appear with extra couplings and together with other unseen particles.

We focus on the effective coupling in eq. (18), and find that the excess seen around 125 GeV could be due to such a ‘radion’ rather than to the Higgs boson. The best fit is obtained at $R = 0.28 \pm 0.03$ (i.e. $\Lambda \approx 870$ GeV) and its quality is slightly worse than the best Higgs fit, as illustrated in Fig. 2. More data are needed to discriminate among the two possibilities.

5 Conclusions

We performed a global phenomenological analysis of all Higgs boson collider data available after Moriond 2012 (including those presented in the context of fermiophobic Higgs boson searches) assuming that the hints observed at $m_h \approx 125$ GeV arise from the Higgs boson. The SM provides an acceptable fit, however it is not favoured: present data with large uncertainties favor a $h \rightarrow \gamma\gamma$ rate enhanced by a factor of ≈ 4 and a $gg \rightarrow h$ rate reduced by a factor of 0.3. An invisible Higgs boson branching ratio larger than 0.4 is disfavoured, putting constraints on models where dark matter couples to the Higgs boson. Pure fermiophobic Higgs boson scenario gives almost as good fit as the SM but with significantly different predictions for the Higgs boson phenomenology. Partially fermiophobic scenarios are among those giving the best global fit. We find that the apparent excess can alternatively be interpreted as a ‘radion’ i.e. a particle similar to the Higgs boson, but coupled to the trace of the SM energy momentum tensor.

More LHC data should clarify whether the present anomalies in data are statistical fluctuations or first evidence of physics beyond the SM.

Acknowledgement We thank Emidio Gabrielli and Christophe Grojean for discussions and Andrey Korytov and Bill Murray for useful communication. This work was supported by the ESF grants 8090, 8943, MTT8, MTT60, MJD140 by the recurrent financing SF0690030s09 project and by the European Union through the European Regional Development Fund.

References

- [1] F. Englert and R. Brout, Phys. Rev. Lett. 13, 321 (1964).
- [2] P. W. Higgs, Phys. Lett. 12 (1964) 132.
- [3] P. W. Higgs, Phys. Rev. Lett. 13, 508 (1964).
- [4] G. S. Guralnik, C. R. Hagen and T. W. B. Kibble, Phys. Rev. Lett. 13, 585 (1964).
- [5] For a recent review see A. Djouadi, Phys. Rept. 457 (2008) 1 [[hep-ph/0503172](#)].
- [6] [Update on the Standard Model Higgs searches in ATLAS and CMS](#), talks by F. Gianotti and G. Tonelli, 13/12/2011, CERN.
- [7] ATLAS Collaboration, [arXiv:1202.1408](#).
- [8] LHC Higgs Cross Section Working Group. [Branching Ratios and Partial-Decay Widths](#).
- [9] LHC Higgs Cross Section Working Group. [Recommended values on SM Higgs XS at 7 TeV](#).
- [10] CMS Collaboration, [arXiv:1202.1488](#).
- [11] E. Gabrielli, B. Mele and M. Raidal, [arXiv:1202.1796](#).

- [12] M. Duhrssen, S. Heinemeyer, H. Logan, D. Rainwater, G. Weiglein and D. Zeppenfeld, Phys. Rev. D 70, 113009 (2004) [[arXiv:hep-ph/0406323](#)]. R. Lafaye, T. Plehn, M. Rauch, D. Zerwas and M. Duhrssen, JHEP 0908 (2009) 009 [[arXiv:0904.3866](#)].
- [13] A. Azatov, R. Contino and J. Galloway, [arXiv:1202.3415](#).
- [14] D. Carmi, A. Falkowski, E. Kuflik and T. Volansky, [arXiv:1202.3144](#).
- [15] J. R. Espinosa, C. Grojean, M. Muhlleitner and M. Trott, [arXiv:1202.3697](#).
- [16] M. Farina, M. Kadastik, D. Pappadopulo, J. Pata, M. Raidal and A. Strumia, Nucl. Phys. B 853 (2011) 607 [[arXiv:1104.3572](#)].
- [17] CDF Collaboration, CDF Note 10806. D0 Collaboration, D0 Note 6303. Talk at the Moriond 2012 EW session.
- [18] CMS Collaboration, CMS-PAS-HIG-11-031. ATLAS Collaboration, ATLAS-CONF-2012-015.
- [19] CMS Collaboration, CMS-PAS-HIG-12-008.
- [20] CMS Collaboration, CMS-PAS-HIG-11-024, ATLAS Collaboration, ATLAS-CONF-2012-012, Talk at the Moriond 2012 EW session.
- [21] CMS Collaboration, ATLAS Collaboration, Talk at Moriond 2012 EW session.
- [22] CMS Collaboration, [arXiv:1202.1487](#). CMS Collaboration, CMS PAS HIG-12-001. ATLAS Collaboration, [arXiv:1202.1414](#) [hep-ex].
- [23] The TEVNPH Working Group, f. t. CDF and D0 Collaborations, [arXiv:1203.3774](#) [hep-ex].
- [24] CMS Collaboration, CMS-PAS-HIG-12-002. Talk at the Moriond 2012 EW session.
- [25] ATLAS Collaboration, ATLAS-CONF-2012-013.
- [26] T. Sjöstrand, S. Mrenna and P. Skands, JHEP 0605 (2006) 036.
- [27] MadGraph collaboration, JHEP 1106 (2011) 128 [[arXiv:1106.0522](#)].
- [28] CMS Collaboration, [arXiv:1202.4083](#). ATLAS Collaboration, ATLAS-CONF-2012-014.
- [29] O. J. P. Eboli and D. Zeppenfeld, Phys. Lett. B 495, 147 (2000) [[arXiv:hep-ph/0009158](#)]. R. M. Godbole, M. Guchait, K. Mazumdar, S. Moretti and D. P. Roy, Phys. Lett. B 571, 184 (2003) [[arXiv:hep-ph/0304137](#)]. J.F. Kamenik and C. Smith, [arXiv:1201.4814](#).
- [30] M. Raidal and A. Strumia, Phys. Rev. D 84 (2011) 077701 [[arXiv:1108.4903](#)]. Y. Mambrini, Phys. Rev. D 84 (2011) 115017 [[arXiv:1108.0671](#)]. J. F. Kamenik and C. Smith, [arXiv:1201.4814](#). A. Arhrib, R. Benbrik and N. Gaur, [arXiv:1201.2644](#). X.G. He, B. Ren and J. Tandean, [arXiv:1112.6364](#). C. Cheung and Y. Nomura, [arXiv:1112.3043](#). X. Chu, T. Hambye and M. H. G. Tytgat, [1112.0493](#). O. Lebedev, H. M. Lee and Y. Mambrini, Phys. Lett. B 707 (2012) 570 [[arXiv:1111.4482](#)]. C. Englert, J. Jaeckel, E. Re and M. Spannowsky, Phys. Rev. D 85 (2012) 035008 [[arXiv:1111.1719](#)]. I. Low, P. Schwaller, G. Shaughnessy and C. E. M. Wagner, Phys. Rev. D 85 (2012) 015009 [[arXiv:1110.4405](#)]. M. Pospelov and A. Ritz, Phys. Rev. D 84 (2011) 113001 [[arXiv:1109.4872](#)]. T. Cohen, J. Kearney, A. Pierce and D. Tucker-Smith, [arXiv:1109.2604](#). X. -G. He and J. Tandean, Phys. Rev. D 84 (2011) 075018 [[arXiv:1109.1277](#)]. Y. Mambrini, Phys. Rev. D 84 (2011) 115017 [[arXiv:1108.0671](#)]. C. -S. Chen and Y. Tang, [arXiv:1202.5717](#). V. Barger, M. Ishida and W. -Y. Keung, [arXiv:1203.3456](#). J. Cao, Z. Heng, J. M. Yang and J. Zhu, [arXiv:1203.0694](#).
- [31] B. Patt and F. Wilczek, [hep-ph/0605188](#).
- [32] A. Djouadi, O. Lebedev, Y. Mambrini and J. Quevillon, Phys. Lett. B 709 (2012) 65 [[arXiv:1112.3299](#)].

- [33] G. F. Giudice, C. Grojean, A. Pomarol and R. Rattazzi, JHEP 0706 (2007) 045 [[arXiv:hep-ph/0703164](#)]. R. Contino, C. Grojean, M. Moretti, F. Piccinini and R. Rattazzi, JHEP 1005, 089 (2010) [[arXiv:1002.1011](#)]. R. Grober and M. Muhlleitner, JHEP 1106, 020 (2011) [[arXiv:1012.1562](#)]. S. De Curtis, M. Redi and A. Tesi, [arXiv:1110.1613](#).
- [34] J. L. Basdevant, E. L. Berger, D. Dicus, C. Kao and S. Willenbrock, Phys. Lett. B 313, 402 (1993) [[arXiv:hep-ph/9211225](#)]. V. D. Barger, N. G. Deshpande, J. L. Hewett and T. G. Rizzo, [[arXiv:hep-ph/9211244](#)]. P. Bamert and Z. Kunszt, Phys. Lett. B 306, 335 (1993) [[arXiv:hep-ph/9303239](#)]. H. Pois, T. J. Weiler and T. C. Yuan, Phys. Rev. D 47, 3886 (1993) [[arXiv:hep-ph/9303277](#)]. A. Stange, W. J. Marciano and S. Willenbrock, Phys. Rev. D 49, 1354 (1994) [[arXiv:hep-ph/9309294](#)]. M. A. Diaz and T. J. Weiler, [arXiv:hep-ph/9401259](#). A. G. Akeroyd, Phys. Lett. B 368, 89 (1996) [[arXiv:hep-ph/9511347](#)].
- [35] E. Gabrielli and B. Mele, Phys. Rev. D 82 (2010) 113014 [Erratum-ibid. D 83 (2011) 079901] [[arXiv:1005.2498](#)]. E. Gabrielli and B. Mele, Phys. Rev. D 83 (2011) 073009 [[arXiv:1102.3361](#)]. E. Gabrielli and B. Mele, [arXiv:1112.5993](#).
- [36] H. E. Haber, G. L. Kane and T. Sterling, Nucl. Phys. B 161 (1979) 493. A. G. Akeroyd, J. Phys. G 24 (1998) 1983 [[arXiv:hep-ph/9803324](#)].
- [37] See e.g. G. F. Giudice and O. Lebedev, Phys. Lett. B 665, 79 (2008) [[arXiv:0804.1753](#)]. K. Kannike, M. Raidal, D. M. Straub and A. Strumia, JHEP 1202 (2012) 106 [[arXiv:1111.2551](#)].
- [38] A. Djouadi, Phys. Lett. B 435 (1998) 101 [[arXiv:hep-ph/9806315](#)].
- [39] ATLAS Collaboration, [ATLAS-CONF-2012-036](#).
- [40] [ATLAS-CONF-2012-003](#), [ATLAS-CONF-2012-004](#), [ATLAS-CONF-2012-037](#). CMS Collaboration, [CMS-PAS-SUS-11-003](#).
- [41] See e.g. A. Falkowski, Phys. Rev. D 77 (2008) 055018 [[arXiv:0711.0828](#)]. I. Low and A. Vichi, Phys. Rev. D 84 (2011) 045019 [[arXiv:1010.2753](#)]. A. Azatov and J. Galloway, [arXiv:1110.5646](#).
- [42] A. Falkowski, S. Rychkov and A. Urbano, [[arXiv:1202.1532](#)].
- [43] K. Blum, R.T. D’Agnolo, J. Fan, in preparation.
- [44] L. J. Hall, D. Pinner and J. T. Ruderman, [arXiv:1112.2703](#). H. Baer, V. Barger and A. Mustafayev, [arXiv:1112.3017](#). S. Heinemeyer, O. Stal and G. Weiglein, [arXiv:1112.3026](#). A. Arbey, M. Battaglia, A. Djouadi, F. Mahmoudi and J. Quevilion, Phys. Lett. B 708 (2012) 162 [[arXiv:1112.3028](#)]. A. Arbey, M. Battaglia and F. Mahmoudi, Eur. Phys. J. C 72 (2012) 1906 [[arXiv:1112.3032](#)]. M. Carena, S. Gori, N. R. Shah and C. E. M. Wagner, [arXiv:1112.3336](#). P. Draper, P. Meade, M. Reece and D. Shih, [arXiv:1112.3068](#). M. Kadastik, K. Kannike, A. Racioppi and M. Raidal, [arXiv:1112.3647](#). O. Buchmueller, R. Cavanaugh, A. De Roeck, M. J. Dolan, J. R. Ellis, H. Flacher, S. Heinemeyer and G. Isidori *et al.*, [arXiv:1112.3564](#). J. Cao, Z. Heng, D. Li and J. M. Yang, [arXiv:1112.4391](#). A. Arvanitaki and G. Villadoro, JHEP 1202 (2012) 144 [[arXiv:1112.4835](#)]. Z. Kang, J. Li and T. Li, [arXiv:1201.5305](#). K. A. Olive, [arXiv:1202.2324](#). J. Ellis and K. A. Olive, [arXiv:1202.3262](#). H. Baer, V. Barger and A. Mustafayev, [arXiv:1202.4038](#). N. Desai, B. Mukhopadhyaya and S. Niyogi, [arXiv:1202.5190](#). J. Cao, Z. Heng, J. M. Yang, Y. Zhang and J. Zhu, [arXiv:1202.5821](#). J. Cao, Z. Heng, J. M. Yang and J. Zhu, [arXiv:1203.0694](#). F. Jegerlehner, [arXiv:1203.0806](#). Z. Kang, T. Li, T. Liu,

- C. Tong and J. M. Yang, [arXiv:1203.2336](#).
D. Curtin, P. Jaiswal and P. Meade, [arXiv:1203.2932](#).
N. Christensen, T. Han and S. Su, [arXiv:1203.3207](#).
F. Boudjema and G. D. La Rochelle, [arXiv:1203.3141](#).
- [45] T. Moroi, R. Sato and T. T. Yanagida, Phys. Lett. B 709 (2012) 218 [[arXiv:1112.3142](#)].
U. Ellwanger, [arXiv:1112.3548](#).
M. Gozdz, [arXiv:1201.0875](#).
J. F. Gunion, Y. Jiang and S. Kraml, [arXiv:1201.0982](#).
S. F. King, M. Muhlleitner and R. Nevzorov, [arXiv:1201.2671](#).
T. G. Rizzo, [arXiv:1201.2898](#).
Z. Kang, J. Li and T. Li, [arXiv:1201.5305](#).
C. -F. Chang, K. Cheung, Y. -C. Lin and T. -C. Yuan, [arXiv:1202.0054](#).
- D. A. Vasquez, G. Belanger, C. Boehm, J. Da Silva, P. Richardson and C. Wymant, [arXiv:1203.3446](#).
- [46] J. McDonald, Phys. Rev. D 50, 3637 (1994) [[arXiv:hep-ph/0702143](#)].
C. P. Burgess, M. Pospelov and T. ter Veldhuis, Nucl. Phys. B 619, 709 (2001) [[arXiv:hep-ph/0011335](#)].
- [47] D. Larson *et al.*, Astrophys. J. Suppl. 192 (2011) 16 [[arXiv:1001.4635](#)].
- [48] L. Randall and R. Sundrum, Phys. Rev. Lett. 83 (1999) 3370.
Y. Eshel, S. J. Lee, G. Perez and Y. Soreq, JHEP 1110 (2011) 015 [[arXiv:1106.6218](#)];
V. Barger and M. Ishida, [arXiv:1110.6452](#).