

In-Medium Energy Loss and Correlations in Pb–Pb Collisions at $\sqrt{s_{\text{NN}}} = 2.76 \text{ TeV}$

Jan Fiete Grosse-Oetringhaus for the ALICE collaboration

Jan.Fiete.Grosse-Oetringhaus@cern.ch

Abstract. ALICE (A Large Ion Collider Experiment) is the dedicated heavy-ion experiment at the LHC. In fall 2010, Pb–Pb collisions were recorded at a center-of-mass energy of 2.76 TeV per nucleon pair, about 14 times higher than the energy achieved in A–A collisions at RHIC. The study of the produced hot and dense matter with an unprecedented energy density allows the characterization of the quark-gluon plasma, the deconfined state of quarks and gluons, predicted by QCD. The study of in-medium partonic energy loss allows insights into the density of the medium and the energy-loss mechanisms. This paper presents results based on inclusive spectra as well as two and more-particle correlations of charged particles. These are well suited to assess in-medium effects, ranging from the suppression of particles (R_{AA}) and away-side jets (I_{AA}) at high p_{T} to long-range phenomena attributed to collective effects like the ridge at low p_{T} . The analysis is discussed and the results are presented in the context of earlier RHIC measurements where appropriate.

Keywords: LHC, ALICE, heavy-ion collisions, jet quenching, nuclear modification factor, R_{AA} , collective flow, Fourier decomposition, factorization relation, I_{AA}

PACS: 25.75.Bh, 25.75.Gz, 25.75.Ld

The objective of the study of ultra-relativistic heavy ion-collisions is the characterization of the quark–gluon plasma, the deconfined state of quarks and gluons. This paper discusses recent measurements by ALICE quantifying the modification of particle yields by the medium. The suppression of charged hadrons expressed as the nuclear modification factor R_{AA} is presented. The correlation of azimuthally back-to-back dihadrons enables a systematically different study of energy loss. Due to the trigger condition, the path length in the medium of the recoiling parton is biased to be longer than the average for the inclusive measurements. Triggered correlations are studied to assess at which p_{T} collective effects dominate and in which region jet-like correlations contribute most. In the jet-dominated regime, at higher p_{T} , near- and away-side yields are measured and compared to a pp reference (I_{AA}).

Detector and Data Sample

The Inner Tracking System (ITS) and the Time Projection Chamber (TPC) of the ALICE detector [1] are used for vertex finding and tracking. Forward scintillators (VZERO) determine the centrality of the collisions. The main tracking information is recorded by the TPC which has a uniform acceptance in azimuthal angle (ϕ) and allows good-quality track reconstruction within $|\eta| < 1.0$. For the R_{AA} -analysis, the information from the ITS is used in the tracking procedure as well. This results in excellent primary vertex and p_{T} resolution and thus secondary rejection. The p_{T} resolution can be parametrized

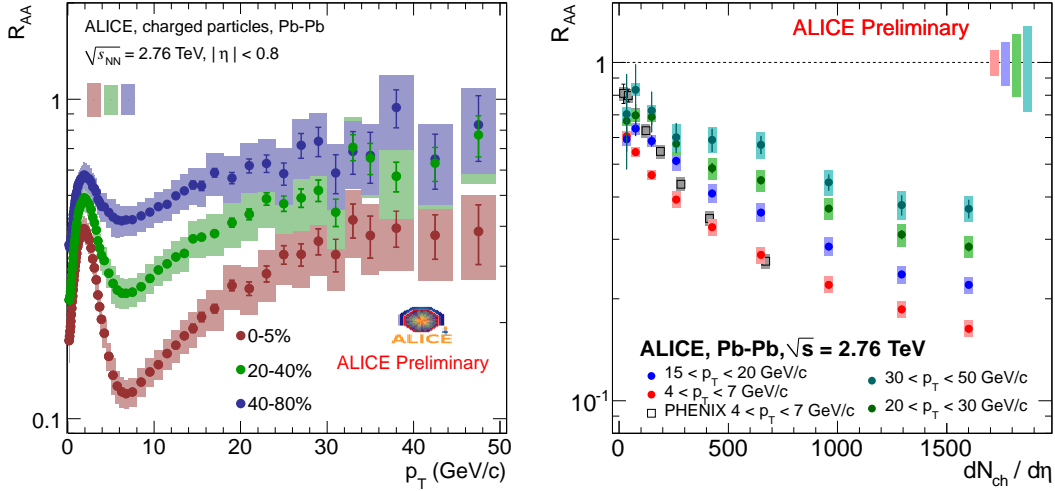


FIGURE 1. Left panel: R_{AA} for different centrality intervals as function of p_T of Pb–Pb collisions at $\sqrt{s_{NN}} = 2.76$ TeV. Right panel: R_{AA} for different p_T -intervals as function of the charged-particle pseudorapidity density $dN_{ch}/d\eta$ compared to results from RHIC. Shaded areas denote systematic uncertainties.

by $\sigma_{p_T}/p_T \approx 0.002 \cdot p_T$, e.g., about 10% at $p_T = 50$ GeV/c, and was verified with high momentum cosmic-muon tracks and invariant mass distributions of K_s^0 and Λ .

For the two-particle correlation analysis, a different strategy is chosen to achieve a uniform acceptance. Tracks reconstructed with only the TPC information are used. Their p_T is constrained with the reconstructed vertex information.

ALICE recorded about 30 million minimum-bias Pb–Pb events at $\sqrt{s_{NN}} = 2.76$ TeV in fall 2010 as well as a reference sample of 70 million minimum-bias pp events at the same energy per nucleon pair in March 2011.

Nuclear modification factor R_{AA}

The nuclear modification factor is defined as

$$R_{AA} = \frac{dN_{Pb-Pb}/dp_T}{\langle N_{coll} \rangle dN_{pp}/dp_T} \quad (1)$$

where $dN_{Pb-Pb(pp)}/dp_T$ is the inclusive charged particle yield for Pb–Pb (pp) collisions as function of transverse momentum p_T , averaged over a percentile bin in centrality. $\langle N_{coll} \rangle$ is the average number of binary nucleon–nucleon collisions in the centrality interval and is determined with a Monte-Carlo Glauber model implementation [2]. The Pb–Pb distribution is measured up to $p_T = 50$ GeV/c. Due to the available statistics the pp reference distribution is only available up to about 40 GeV/c and is extrapolated by a modified Hagedorn function [3].

Figure 1 (left panel) shows R_{AA} for different centrality intervals. A minimum is observed at $p_T = 6 - 8$ GeV/c in all of them, above which R_{AA} rises monotonically. The observed suppression in central collisions is significantly larger than that at RHIC [4, 5]

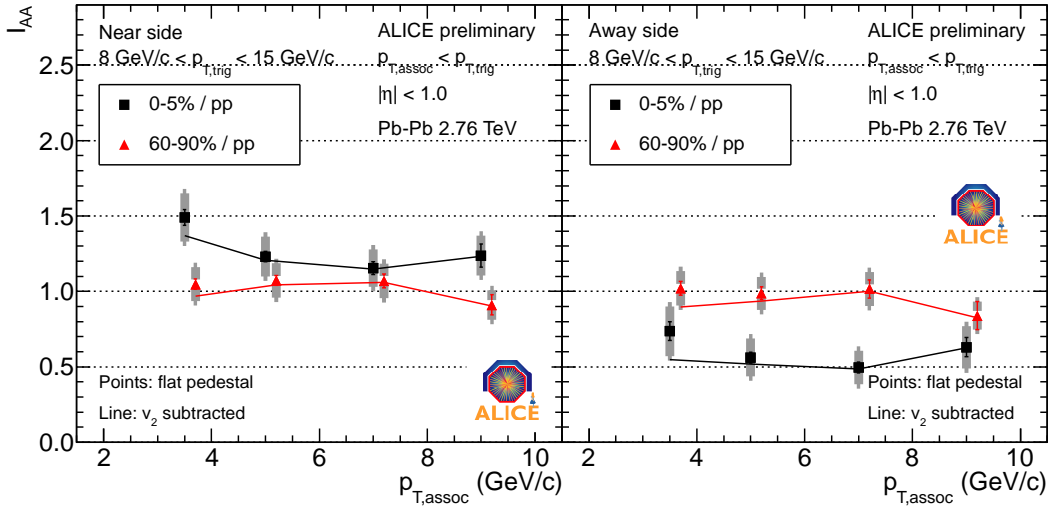


FIGURE 2. I_{AA} : the data points are calculated with a uniform pedestal; the line is based on v_2 subtracted yields. Shaded areas denote systematic uncertainties.

(plot not shown, see [6]). It is interesting to evaluate R_{AA} in p_T -intervals and study it as a function of the charged-particle pseudorapidity density as shown in the right panel of Figure 1. The data are overlaid with similar measurements from PHENIX in the region of the strongest suppression ($4 < p_T < 7 \text{ GeV}/c$) which shows that at the same $dN_{ch}/d\eta$ the suppression is comparable. For more details see [6, 7].

Di-Hadron Correlations

In triggered azimuthal correlations, a particle from one p_T region is chosen and called *trigger particle*. So-called *associated particles* from another p_T region are correlated to the trigger particle, where $p_{T,assoc} < p_{T,trig}$. With these definitions one calculates the per-trigger yield

$$Y(\Delta\phi) = \frac{1}{N_{trig}} \frac{dN_{assoc}}{d\Delta\phi} \quad (2)$$

and the correlation function

$$C(\Delta\eta, \Delta\phi) = \left(\frac{1}{N_{pairs}} \frac{dN_{assoc}}{d\Delta\phi d\Delta\eta} \right)_{same} / \left(\frac{1}{N_{pairs}} \frac{dN_{assoc}}{d\Delta\phi d\Delta\eta} \right)_{mixed} \quad (3)$$

N_{trig} is the number of trigger particles to which N_{assoc} particles are associated at $\Delta\phi = \phi_{trig} - \phi_{assoc}$ and $\Delta\eta = \eta_{trig} - \eta_{assoc}$. N_{pairs} is the total number of pairs. The subscript same (mixed) indicates that pairs are formed from the same (different) events.

Correlated yields. At sufficiently high p_T that collective effects are expected to be small and jet-like correlations dominate ($p_{T,trig} > 8 \text{ GeV}/c$; $p_{T,assoc} > 3 \text{ GeV}/c$), the effect of the medium on the jet fragmentation can be studied. This is assessed by measuring the associated yield to a trigger particle and by calculating yield ratios between

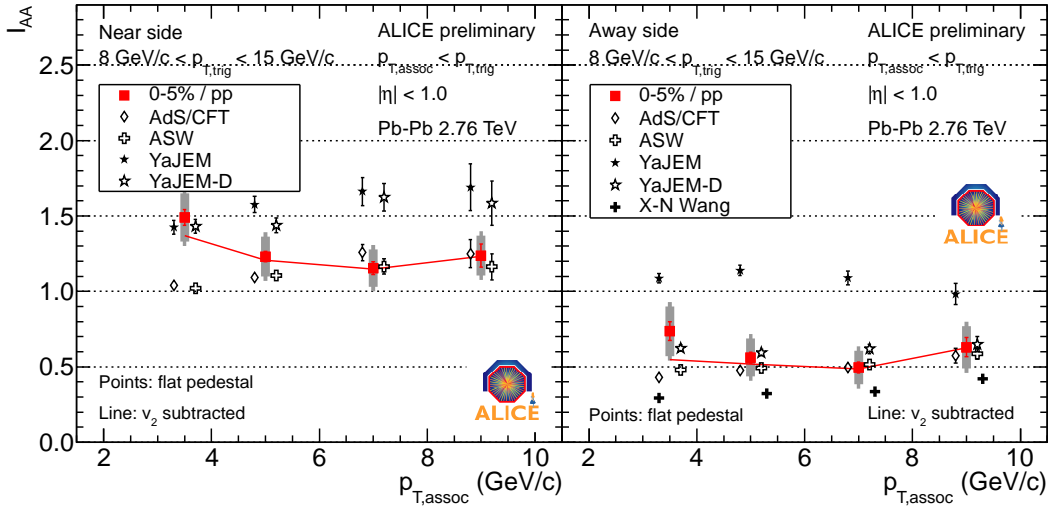


FIGURE 3. I_{AA} compared to theoretical calculations.

Pb–Pb and pp collisions. To remove uncorrelated background from the associated yield, the pedestal value needs to be determined. This is done by fitting the region close to the minimum of the $\Delta\phi$ distribution ($\Delta\phi \approx \pm\frac{\pi}{2}$) with a constant and using this value as pedestal (zero yield at minimum – ZYAM). We estimate and subtract the v_2 contribution to the signal using an independent measurement [8]. Subsequent to the pedestal (and optionally v_2) subtraction, the near- and away-side yields are integrated within $\Delta\phi$ of ± 0.7 and $\pi \pm 0.7$, respectively. See Fig. 7 in [9] for an illustration.

To quantify the effect of in-medium partonic energy loss, the associated-yield ratio (I_{AA}) in Pb–Pb and pp collisions is calculated. Figure 2 shows I_{AA} for central and peripheral collisions using the uniform pedestal (data points) and v_2 subtracted yields (lines). The only significant difference is in the lowest bin of $p_{T,assoc}$ while all other bins show a negligible difference. This confirms the small bias due to flow anisotropies in this p_T region. Note that only v_2 is considered here, although contributions from other harmonics may be significant, particularly for central events. In central collisions, away-side suppression from in-medium energy loss is seen ($I_{AA} \approx 0.6$), as expected. On the near-side, there is an enhancement above unity ($I_{AA} \approx 1.2$) that was not observed with significance at lower collision energies [10]. In peripheral collisions, both near- and away-side I_{AA} are consistent with unity.

In addition, the ratio of yields in central and peripheral collision, I_{CP} , has been calculated (plot not shown, see [9]) and is found to be consistent with I_{AA} in central collisions, exhibiting both the near-side enhancement and the away-side suppression.

Figure 3 shows I_{AA} compared to theoretical calculations for different energy loss scenarios [11, 12]. The near-side enhancement is reproduced by energy loss modeled in AdS/CFT (cubic path length dependence) and ASW (quadratic dependence). YaJEM (linear dependence) as well as YaJEM-D yield too large values. The away-side suppression is reproduced by AdS/CFT, ASW and YaJEM-D; YaJEM is too high and the calculation from X. N. Wang yields slightly too low values.

For more details about this measurement see [9].

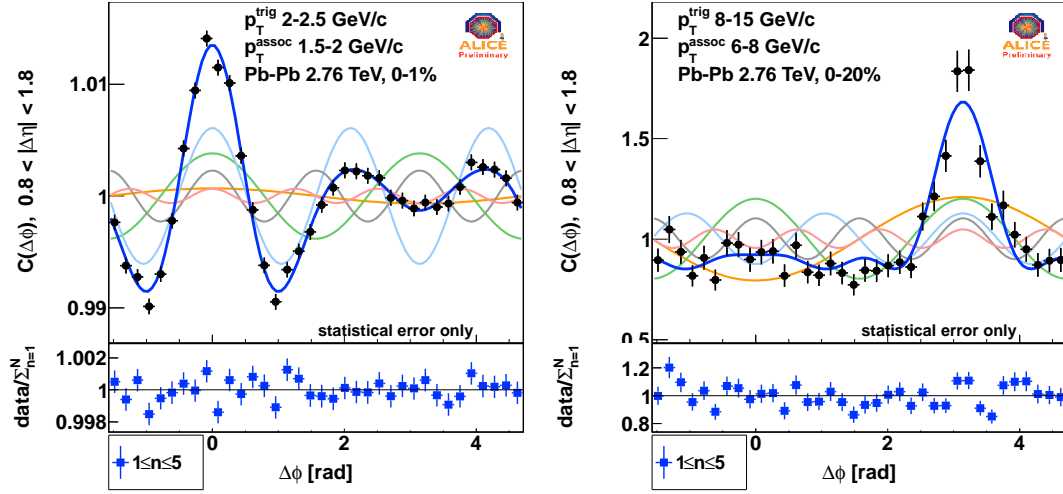


FIGURE 4. Correlation function (points) and its Fourier decomposition (lines) in $0.8 < |\Delta\eta| < 1.8$ for a low p_T bin in 0-1 % centrality (left) and a high p_T bin (left) in 0-20 % centrality (right). The p_T ranges are indicated on the plot. The first five Fourier harmonics are shown as well as their sum. The lower part shows the residuals between the data and the sum of the harmonics.

Disentangling collective and jet fragmentation effects. The long-range correlation region within $0.8 < |\Delta\eta| < 1.8$ in Pb–Pb collisions is projected onto $\Delta\phi$ and decomposed into Fourier coefficients using the relation:

$$V_{n\Delta} = \langle \cos n\Delta\phi \rangle = \frac{\int d\Delta\phi C(\Delta\phi) \cos n\Delta\phi}{\int d\Delta\phi C(\Delta\phi)}. \quad (4)$$

Figure 4 shows $C(\Delta\phi)$ in a low p_T and a high p_T bin, for different centrality bins. The first five Fourier components are shown as well as their sum which describes the correlation well at low p_T and reasonably at high p_T . At low p_T , no significant improvement is observed by including higher coefficients. In the low p_T bin (0-1% centrality) a double-humped structure on the away-side is observed (notably, even without background subtraction) which is discussed in more detail in [8, 13]. The extracted coefficients (not shown, see [13]) are a compact description of the measured data. They increase with increasing p_T and then decrease for $p_{T,\text{trig}} > 5 \text{ GeV}/c$. The odd terms become negative at large p_T , which can be attributed to the influence of the away-side jet. From central to peripheral collisions, $V_{2\Delta}$ rises most. To assess which part of the correlation is caused by collective effects, we test the factorization relation: $V_{n\Delta}(p_{T,\text{assoc}}, p_{T,\text{trig}}) \stackrel{?}{=} v_n(p_{T,\text{assoc}}) \cdot v_n(p_{T,\text{trig}})$ which is valid if the two-particle correlation is dominated by correlations with a common plane of symmetry. This is not the case for jet-like correlations where a few particles are correlated by fragmentation¹. We first determine the coefficients $V_{n\Delta}(p_{T,\text{assoc}}, p_{T,\text{trig}})$ as a function of $p_{T,\text{assoc}}$ and $p_{T,\text{trig}}$, and then carry out an independent global fit allowing only one value per p_T -bin, i.e. $v_n(p_T)$. Figure 5 presents their comparison, which tests the factorization relation for $V_{2\Delta}$

¹ Indirect correlations exist, e.g. length-dependent quenching which has the largest influence on $V_{2\Delta}$.

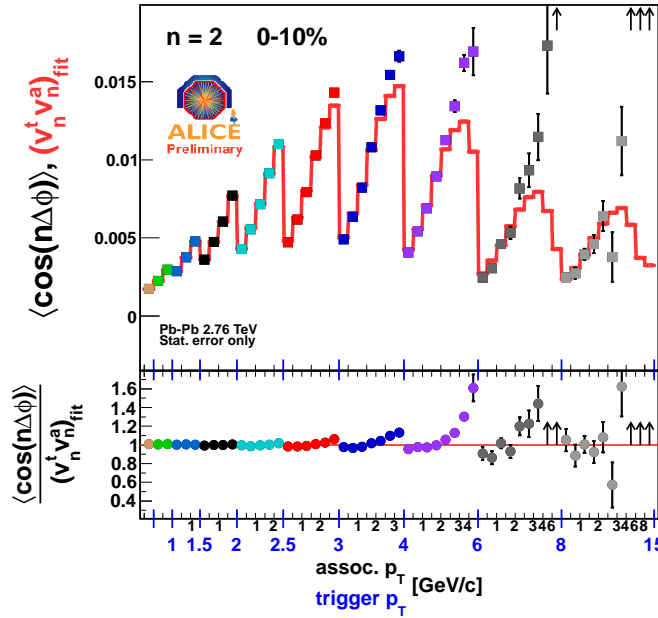


FIGURE 5. Test of the factorization relation for: $V_{2\Delta}(p_{T,assoc}, p_{T,trig})$ (points); $v_2(p_{T,assoc}) \cdot v_2(p_{T,trig})$ (line). The bottom panel shows their ratio.

in 0-10 % centrality. The bottom part of the figure shows the ratio between the two indicating that the factorization works well at low to intermediate p_T (up to 3 – 4 GeV/c depending on centrality) and breaks down above that value where jet-like correlations are expected to dominate. This trend is followed for $n > 2$ as well, but $V_{1\Delta}$ does not seem to follow a clear factorization pattern even in flow-dominated regimes (plots not shown, see [13]). In the p_T region where the factorization holds, the extracted coefficients are consistent with other measurement of flow coefficients, e.g. [8]. More details can be found in [13].

Summary

Measurements based on inclusive production and correlations of charged hadrons that characterize the hot and dense medium created in central Pb–Pb collisions at the LHC have been presented. A strong suppression in the inclusive p_T distribution is observed. Around $p_T = 6 - 8 \text{ GeV}/c$ R_{AA} reaches a minimum of about 0.12. Di-hadron correlations allow to extract the modification of the particle yield associated to a high p_T trigger particle (I_{AA}). On the away-side suppression is observed, $I_{AA} \approx 0.6$, while on the near-side a moderate enhancement ($I_{AA} \approx 1.2$) is measured. $V_{N\Delta}$ coefficients are extracted by a Fourier decomposition of the two-particle correlation function. Their factorization is tested which indicates that collective effects dominate for $p_T \lesssim 3 - 4 \text{ GeV}/c$. Above this momentum the factorization relation breaks down and jet-like correlations seem to dominate. These measurements provide strong constraints on the energy-loss mechanism in the hot and dense matter. Further theoretical modeling and

extension of the kinematical reach of these measurements are needed to discriminate between the different energy-loss scenarios.

REFERENCES

1. K. Aamodt *et al.* [ALICE Collaboration], JINST **3** (2008) S08002.
2. A. Toia for the ALICE collaboration, Quark Matter 2011 Proceedings.
3. R. Hagedorn, Riv. Nuovo Cim. **6** (1983) 1.
4. J. Adams *et al.*, STAR Collaboration, Phys. Rev. Lett. **91**, 172302 (2003).
5. S.S. Adler *et al.*, PHENIX Collaboration, Phys. Rev. C **69**, 034910 (2004).
6. H. Appelshäuser for the ALICE collaboration, Quark Matter 2011 Proceedings.
7. J. Otwinowski for the ALICE collaboration, Quark Matter 2011 Proceedings.
8. K. Aamodt *et al.* [ALICE Collaboration], arXiv:1105.3865 [nucl-ex].
9. J.F. Grosse-Oetringhaus for the ALICE collaboration, Quark Matter 2011 Proceedings.
10. J. Adams *et al.* [STAR Collaboration], Phys. Rev. Lett. **97** (2006) 162301.
11. T. Renk and K. J. Eskola, arXiv:1106.1740 [hep-ph].
12. X. N. Wang, private communication; see also H. Zhang, J. F. Owens, E. Wang and X. N. Wang, Phys. Rev. Lett. **98** (2007) 212301.
13. K. Aamodt *et al.* [ALICE Collaboration], arXiv:1109.2501 [nucl-ex].