

On the Casimir entropy for a ball in front of a plane

M. Bordag^a

Leipzig University, Institute for Theoretical Physics, 04109 Leipzig, Germany

I.G. Pirozhenko^b

*Bogoliubov Laboratory of Theoretical Physics,
Joint Institute for Nuclear Research and Dubna International University
Dubna 141 980, Russia*

(Dated: October 2, 2010)

The violation of the third law of thermodynamics for metals described by the Drude model and for dielectrics with finite dc conductivity is one of the most interesting problems in the field of the Casimir effect. It manifests itself as a non-vanishing of the entropy for vanishing temperature. We review the relevant calculations for plane surfaces and calculate the corresponding contributions for a ball in front of a plane. In this geometry, these appear in much the same way as for parallel planes. We conclude that the violation of the 3rd law is not related to the infinite size of the planes.

PACS numbers: 03.70.+k Theory of quantized fields
11.10.Wx Finite-temperature field theory
11.80.La Multiple scattering
12.20.Ds Specific calculations

arXiv:1010.1217v2 [quant-ph] 21 Oct 2010

^a bordag@itp.uni-leipzig.de

^b pirozhen@theor.jinr.ru

I. INTRODUCTION

The violation of the third law of thermodynamics by the Casimir effect for certain properties of the interacting bodies is still one of the most interesting problems in the field. It manifests itself as a non vanishing limit of the entropy S , defined as minus the derivative of the free energy \mathcal{F} with respect to the temperature T ,

$$S = -\frac{\partial \mathcal{F}}{\partial T}, \quad (1)$$

for $T \rightarrow 0$. It was first observed in [1, 2] for metals described by the Drude model and in [3] for dielectrics with dc conductivity. Inserting the corresponding permittivities into the Lifshitz formula for the free energy \mathcal{F} , at vanishing temperature a term linear in T remains which by means of (1) results in a non vanishing contribution to S at $T = 0$. Obviously, the use of these permittivities, which otherwise work fine, when inserted into the Lifshitz formula, results in a behavior which is not only non acceptable from a principle point of view but which is also in quite clear disagreement with experimental observations. Details on this topic can be found in the recent review [4] (and also in the book [5]).

The Drude model is characterized by a permittivity

$$\epsilon^D(i\xi) = 1 + \frac{\omega_p^2}{\xi(\gamma + \xi)}, \quad (2)$$

where $\omega = i\xi$ is the imaginary frequency, ω_p is the plasma frequency and γ is the relaxation parameter. For $\gamma = 0$, the permittivity $\epsilon^D(i\xi)$ turns into that of the plasma model which does not cause problems with thermodynamics. A dielectric with dc conductivity is characterized by a permittivity

$$\epsilon^{\text{dc}}(i\xi) = \epsilon_0(i\xi) + \frac{4\pi\sigma_0}{\xi}, \quad (3)$$

where σ_0 is the dc conductivity and $\epsilon_0(i\xi)$ is the permittivity of a dielectric without dc conductivity of which we only need to know that it takes a finite limit $\epsilon_0 \equiv \epsilon_0(0)$ for zero frequency.

In both cases the violation occurs if the parameters σ_0 or γ are non zero, depend on the temperature and decrease for $T \rightarrow 0$. This happens for some reasonable idealizations of real materials where σ_0 decreases exponentially fast or γ as a power of T (for metals with perfect crystal lattice).

In the present paper we reconsider the derivation of the violation terms and establish that an arbitrary slow decrease already results in a violation of the third law. For this purpose, we employ a representation different from that used in [5] which looks technically more direct and which allows for a deeper insight into the corresponding structures. We would like to stress that we make no claim about the physical reality of slowly decreasing parameters γ and σ .

During the past decade there was quite a number of attempts to avoid a violation of the third law. Most of them point to a modification by including additional physical effects. An example is the addition of impurities to a perfect crystal lattice [6]. Other consist in using impedance boundary conditions in place of the Drude model in the Lifshitz formula [7–10]. It must be admitted that no satisfactory understanding was reached so far.

In the present paper we answer the question whether a finite size of one of the interacting bodies is able to prevent the violation. For this we consider a sphere in front of a plane at low temperature. This is an extension of our previous paper [11]. We consider a sphere with the permittivities (2) and (3) in front of a conducting plane. Special attention is paid to the case of small separation. We mention that the configuration of a ball in front of a plane at finite temperature is under active discussion, see for example [12] and [13].

In the next section we reconsider the case of parallel planes and in the third section we treat the sphere-plane configuration. Conclusions are drawn in the last section.

Throughout the paper we use units with $\hbar = c = 1$.

II. THE FREE ENERGY FOR PARALLEL PLANES

The free energy for two parallel plane bodies at separation a is given by the Lifshitz formula

$$\mathcal{F} = \frac{T}{2} \sum_{l=-\infty}^{\infty} \int \frac{d^2k}{(2\pi)^2} \sum_{i=\text{TE, TM}} \ln(1 - r_i^2 e^{-2aq}) \quad (4)$$

with

$$q = \sqrt{\xi_l^2 + k^2}, \quad (5)$$

the Matsubara frequencies

$$\xi_l = 2\pi lT, \quad (6)$$

and \vec{k} is the momentum parallel to the planes. The reflection coefficients are

$$r_{\text{TE}} = \frac{q - \sqrt{(\epsilon - 1)\xi_l^2 + q^2}}{q + \sqrt{(\epsilon - 1)\xi_l^2 + q^2}}, \quad (7)$$

for the TE mode and

$$r_{\text{TM}} = \frac{\epsilon q - \sqrt{(\epsilon - 1)\xi_l^2 + q^2}}{\epsilon q + \sqrt{(\epsilon - 1)\xi_l^2 + q^2}}, \quad (8)$$

for the TM mode, where for ϵ one must insert one of the two, (2) or (3), according to the model considered.

Using the Abel-Plana formula, representation (4) can be rewritten as a sum,

$$\mathcal{F} = E_0 + \Delta_T \mathcal{F}, \quad (9)$$

of the vacuum energy,

$$E_0 = \frac{1}{2} \int_0^\infty \frac{d\xi}{\pi} \int \frac{d^2k}{(2\pi)^2} \sum_{i=\text{TE, TM}} \ln(1 - r_i^2 e^{-2aq}), \quad (10)$$

depending on T only through γ or σ , and the explicitly temperature dependent part of the free energy,

$$\Delta_T \mathcal{F} = \frac{1}{4\pi^2} \int_0^\infty dx n_T(x) \Phi(x), \quad (11)$$

where

$$n_T(x) = \frac{1}{e^{x/T} - 1} \quad (12)$$

is the Boltzmann factor. In (11) the notation

$$\Phi(x) = i(\varphi(ix) - \varphi(-ix)) \quad (13)$$

is used which contains the two contributions appearing from turning the integration path $\xi \rightarrow \pm ix$ in the Abel-Plana formula and

$$\varphi(\xi) = \int_0^\infty dk k \sum_{i=\text{TE, TM}} \ln(1 - r_i^2 e^{-2aq}), \quad (14)$$

is the function which must be analytically continued. This representation of the free energy is well known and it is especially useful at low temperature where the Matsubara sum in (4) converges slowly.

It must be mentioned that the division in (9) is done according to the contributions of the electromagnetic excitations. The vacuum energy E_0 does not contain contributions from the thermal photons whereas $\Delta_T \mathcal{F}$ is just their contribution. However, in the case of temperature dependent permittivity, the thermal excitation of the degrees of freedom of the interacting bodies like electronic or phonon excitations enter the vacuum energy through the corresponding parameters $\gamma(T)$ or $\sigma(T)$. In this way their vacuum energy contributes also to the entropy which thus consists of two parts,

$$\mathcal{S} = \mathcal{S}_0 + \mathcal{S}_1 \quad (15)$$

with

$$\mathcal{S}_0 = -\frac{\partial E_0}{\partial T} = -\frac{\partial E_0}{\partial \mu} \frac{\partial \mu}{\partial T}, \quad (16)$$

where μ is one of the two, γ or σ , and

$$\mathcal{S}_1 = -\frac{\partial \Delta_T \mathcal{F}}{\partial T}. \quad (17)$$

The first part, \mathcal{S}_0 depends on the thermal excitations of the interacting bodies only, whereas the second part, \mathcal{S}_1 , depends on the thermal excitations of the photons too.

The more conventional approach to derive the violation terms, used in the literature (see the book [5] for a detailed representation), rests on the observation that the interesting terms result from the ($l = 0$)-contribution to the Matsubara sum in (4). As it turned out, for metallic bodies described by the Drude model the linear term is

$$\mathcal{F}^{\text{Drude}} = -\mathcal{F}_{l=0}^{\text{plasma,TE}} + \dots = -\frac{T}{16\pi a^2} f_{\text{lin}}^{\text{D}} + \dots \quad (18)$$

with

$$f_{\text{lin}}^{\text{D}} = (2a)^2 \int_0^\infty dq q \ln \left(1 - (r_{\text{plasma}}^{\text{TE}})^2 e^{-2aq} \right). \quad (19)$$

Here $r_{\text{plasma}}^{\text{TE}}$ is the reflection coefficient of the TE mode with the permittivity of the plasma model, i.e., $\epsilon^{\text{D}}(i\xi)$, (2), with $\gamma = 0$. For large ω_p the linear in T contribution takes the limiting value

$$\mathcal{F}^{\text{Drude}} \Big|_{\omega_p \rightarrow \infty} = \frac{T}{16\pi a^2} \zeta(3) + \dots \quad (20)$$

For a dielectric body with dc conductivity, the contribution linear in T can be written as a difference between the ($l = 0$)-contributions of the TM mode with dc conductivity and without ($\sigma_0 = 0$ in Eq.(3)),

$$\mathcal{F}^{\text{dc}} = \mathcal{F}_{l=0}^{\text{dc,TM}} - \mathcal{F}_{l=0}^{\text{no dc,TM}} + \dots = -\frac{T}{16\pi a^2} f_{\text{lin}}^{\text{DC}} + \dots \quad (21)$$

with

$$f_{\text{lin}}^{\text{DC}} = \zeta(3) - \text{Li}_3(r_0^2) \quad (22)$$

and the notation

$$r_0 = \frac{\epsilon_0 - 1}{\epsilon_0 + 1} \quad (23)$$

for the TM reflection coefficient for static permittivity. Li_3 is a polylogarithm function.

It is interesting to remember that the ($l = 0$)-contribution to the Matsubara sum gives just the leading order contribution for $T \rightarrow \infty$. In this way, the violating terms are closely related to the high temperature limit, i.e., to the classical limit. It is, however, not clear whether this has any deeper meaning.

In the following subsections we use representation (9) with (10) and (11) and re-calculate the low temperature behavior in both models, Drude and dc conductivity.

A. The vacuum energy in the Drude model

In this subsection we calculate the contribution of the vacuum energy, $E_0(\gamma)$, to the entropy at small temperature which comes in through the temperature dependence of the relaxation parameter $\gamma(T)$. According to (16) we have

$$S_0 = -\frac{\partial E_0(\gamma)}{\partial \gamma} \frac{\partial \gamma}{\partial T}. \quad (24)$$

We assume a decrease of $\gamma(T)$ for $T \rightarrow 0$ according to

$$\gamma(T) = \gamma_1 T^\alpha + \dots \quad (25)$$

with $\alpha > 0$. Therefore we need the expansion of the vacuum energy for small γ . As it follows from the calculations below, this expansion contains a logarithmic contribution,

$$E_0(\gamma) = E_0(0) + \gamma \left(-\ln(2a\gamma) \tilde{E}_1 + E_1 \right) + \dots \quad (26)$$

Here, $E_0(0)$ is the vacuum energy of the plasma model and it does not contribute to S_0 . The logarithmic term results from the TE mode. With (10), (7) and (2) we note

$$E_0^{\text{TE}}(\gamma) = \frac{1}{4\pi^2} \int_0^\infty dq q \int_0^q d\xi h_q \left(\frac{\gamma}{\xi} \right), \quad (27)$$

where we defined

$$h_q(z) = \ln \left[1 - \left(\frac{q - \sqrt{\frac{\omega_p^2}{1+z} + q^2}}{q + \sqrt{\frac{\omega_p^2}{1+z} + q^2}} \right)^2 e^{-2aq} \right]. \quad (28)$$

As compared with (10) we changed the integration over k for $q = \sqrt{\xi^2 + k^2}$ and interchanged the orders of the integrations.

In (27), a formal expansion for small γ goes in powers of γ/ξ and already in the first order the ξ -integration becomes singular. For this reason we change the variable ξ for $z = \gamma/\xi$,

$$E_0^{\text{TE}}(\gamma) = \frac{1}{4\pi^2} \int_0^\infty dq q \int_{\gamma/q}^\infty dz \frac{\gamma}{z^2} h_q(z), \quad (29)$$

and integrate by parts two times,

$$E_0^{\text{TE}}(\gamma) = \frac{1}{4\pi^2} \int_0^\infty dq q \left\{ q h_q \left(\frac{\gamma}{q} \right) - \gamma \ln \left(\frac{\gamma}{q} \right) h'_q \left(\frac{\gamma}{q} \right) - \gamma \int_{\gamma/q}^\infty dz \ln z h''_q(z) \right\}. \quad (30)$$

Here the primes denote derivatives of the function $h_q(z)$ with respect to z and we used the property of this function and of its derivatives to decrease sufficiently fast for $z \rightarrow \infty$. In representation (30), it is possible to expand up to the first order in γ and we get for the expansion parameters in (26)

$$\tilde{E}_1 = \frac{1}{4\pi^2} \int_0^\infty dq q h'_q(0) \quad (31)$$

and

$$E_1^{\text{TE}} = \frac{1}{4\pi^2} \int_0^\infty dq q \left[(1 + \ln(2aq)) h'_q(0) - \int_0^\infty dz \ln z h''_q(z) \right]. \quad (32)$$

In both expressions, the integrations are well convergent and deliver certain smooth functions of the plasma frequency ω_p . We show \tilde{E}_1 as a function of ω_p in Fig. 1 (left panel). For large ω_p it decreases,

$$\tilde{E}_1 = \frac{\zeta(3)}{8\pi^2 a^3 \omega_p} + O\left(\frac{1}{\omega_p^2}\right). \quad (33)$$

It should be mentioned that this logarithmic contribution was already found in [2], eq.(17).

The contribution from the TM mode is easier since in that case it is possible to expand the integrand directly into powers of γ not producing singularities in the integrations (at least in first order in γ). As a consequence, there is no logarithmic contribution and E_1^{TM} is a smooth function of ω_p like E_1^{TE} and it can be calculated easily numerically. In this way, in (26) we have to insert \tilde{E}_1 , (31), and $E_1 = E_1^{\text{TE}} + E_1^{\text{TM}}$.

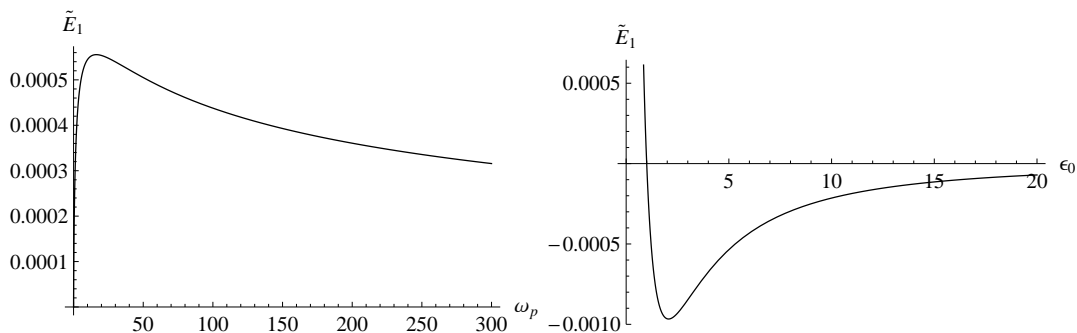


FIG. 1. The coefficient \tilde{E}_1 in (26) for the Drude model, (31), as a function of ω_p for a separation $a = 1$ (left panel) and for a dielectric with dc conductivity, (45), as a function of ϵ_0 (right panel).

B. The vacuum energy for a dielectric with dc conductivity

The calculation of the vacuum energy for a dielectric with dc conductivity goes in principle similar to that in the preceding subsection. In place of (24) we have now

$$S_0 = -\frac{\partial E_0(\sigma)}{\partial \sigma} \frac{\partial \sigma}{\partial T}, \quad (34)$$

which depends on the temperature via the conductivity $\sigma(T)$ in the permittivity (3) (we dropped the factor 4π and defined $\sigma \equiv 4\pi\sigma_0$) and we assume

$$\sigma(T) = \sigma_1 T^\alpha + \dots \quad (35)$$

with $\alpha > 0$. Again we will observe a logarithmic contribution for $T \rightarrow 0$. This time it comes from the TM mode and we note a formula in parallel to (26),

$$E_0(\sigma) = E_0(0) + \sigma \left(-\ln(2a\sigma) \tilde{E}_1 + E_1 \right) + \dots, \quad (36)$$

for small σ . Starting from here, for technical reasons, we proceed in a slightly different way. We start from the TM contribution and consider its derivative,

$$\frac{\partial}{\partial \sigma} E_0^{\text{TM}}(\sigma) = \frac{1}{4\pi^2} \int_0^\infty dq q \int_0^q \frac{d\xi}{\xi} g\left(\frac{\sigma}{\xi}, \xi, q\right), \quad (37)$$

with the notation

$$g(z, \xi, q) = \frac{\partial}{\partial z} \ln \left[1 - \left(\frac{(\epsilon_0 + z)q - \sqrt{(\epsilon_0 - 1 + z)\xi^2 + q^2}}{(\epsilon_0 + z)q + \sqrt{(\epsilon_0 - 1 + z)\xi^2 + q^2}} \right)^2 e^{-2aq} \right]. \quad (38)$$

In (37) we integrate by parts in the variable ξ ,

$$\frac{\partial}{\partial \sigma} E_0^{\text{TM}}(\sigma) = \frac{1}{4\pi^2} \int_0^\infty dq q \left\{ \ln(2aq) g\left(\frac{\sigma}{q}, q, q\right) - \int_0^q d\xi \ln(2a\xi) \frac{\partial}{\partial \xi} g\left(\frac{\sigma}{\xi}, \xi, q\right) \right\}, \quad (39)$$

where we used that $g(\sigma/\xi, \xi, q)$ vanishes for $\xi \rightarrow 0$.

The integral in the figure brackets in this equation requires a special treatment. We divide it into two parts, A_1 and A_2 , according to the division of the integration region into $\xi \in [0, \sqrt{\sigma/a}]$ and $\xi \in [\sqrt{\sigma/a}, q]$. This is possible for any fixed q since we are interested in the limit $\sigma \rightarrow 0$. So we have

$$A_1 = \int_0^{\sqrt{\sigma/a}} d\xi \ln(2a\xi) \frac{\partial}{\partial \xi} g\left(\frac{\sigma}{\xi}, \xi, q\right) \quad (40)$$

and A_2 accordingly. In this integral we change the integration variable for $\zeta = \xi/\sigma$,

$$A_1 = \int_0^{\sqrt{1/a\sigma}} d\zeta \ln(2a\sigma\zeta) \frac{\partial}{\partial \zeta} g\left(\frac{1}{\zeta}, \sigma\zeta, q\right). \quad (41)$$

Now it is possible to tend $\sigma \rightarrow 0$ and we get

$$A_1 = \int_0^\infty d\zeta \ln(2a\sigma\zeta) \frac{\partial}{\partial \zeta} g\left(\frac{1}{\zeta}, 0, q\right) + \dots, \quad (42)$$

where the dots denote higher powers in σ . In the contribution proportional to the logarithm of σ , the integration can be carried out using the derivative,

$$A_1 = \ln(2a\sigma) g(0, 0, q) + \int_0^\infty d\zeta \ln \zeta \frac{\partial}{\partial \zeta} g\left(\frac{1}{\zeta}, 0, q\right) + \dots, \quad (43)$$

with

$$g(0, 0, q) = \frac{4}{\epsilon_0^2 - 1} (e^{2aq} - r_0^{-2})^{-1} \quad (44)$$

and r_0 is the reflection coefficient (23). Since this is the only place where a logarithm of σ appears we can now write down \tilde{E}_1 in (36). With (39) and the above two formulas the integration over q can be done and we obtain

$$\tilde{E}_1 = \frac{1}{4\pi^2} \frac{\text{Li}_2(r_0^2)}{(1 - \epsilon_0^2)a^2}, \quad (45)$$

where Li_2 is the polylogarithm. Next we need to calculate A_2 . This is quite easy since we can put $\sigma = 0$ directly in the integrand,

$$A_2 = \int_0^q d\xi \ln(2a\xi) \frac{\partial}{\partial \xi} g(0, \xi, q). \quad (46)$$

Collecting all contributions we get from (39) and (37) the contribution from the TM mode to E_1 ,

$$E_1^{\text{TM}} = \frac{1}{4\pi^2} \int_0^\infty dq q \left\{ \ln(2aq) g(0, q, q) - \int_0^\infty d\zeta \ln \zeta \frac{\partial}{\partial \zeta} g\left(\frac{1}{\zeta}, 0, q\right) - \int_0^\infty d\xi \ln(2a\xi) \frac{\partial}{\partial \xi} g(0, \xi, q) \right\}. \quad (47)$$

The integrals in this expression are convergent and deliver a smooth function of ϵ_0 which can be evaluated numerically. The contribution from the TE mode does not have a logarithmic term and it can be calculated by simply putting $\sigma = 0$ in a formula in parallel to (37). The emerging integrals are finite too. We restrict ourselves here with a representation of \tilde{E}_1 as a function of ϵ_0 for $a = 1$ in Fig. 1 (right panel).

In this way, we observe in both models a logarithmic contribution to the vacuum energy for small parameter, γ or σ . If we insert these, together with (25) resp. (35), into (24) resp. (34), we obtain, say for the Drude model,

$$\mathcal{S}_0 = -\alpha\gamma_1 T^{\alpha-1} \left((\alpha \ln T + 1) \tilde{E}_1 + E_1 \right) + \dots, \quad (48)$$

and a similar formula for dc conductivity. We observe not only a non zero, but even a diverging contribution to the entropy at vanishing temperature for $0 < \alpha \leq 1$.

C. The temperature dependent part of the free energy in the Drude model

We start the calculation of the temperature dependent part of the free energy from eqs. (11) and (13) with the function $\varphi(\xi)$, eq. (14), with $\xi = ix$ inserted. So we have to consider

$$\varphi(ix) = \int_0^\infty dk k \sum_{i=\text{TE, TM}} \ln(1 - r_i^2 e^{-2aq}), \quad (49)$$

with $q = \sqrt{k^2 - x^2}$. We divide the integration into a first region, $k \in [0, x]$, and a second region, $k \in [x, \infty)$. We need the function $\varphi(ix)$ for small $x \sim T$. Therefore, in the first part of the integration region we have $k \leq T$ and a factor $\sim T^2$ from $dk k$. As a consequence, the contribution from this region is by two additional powers of T suppressed as compared with the second region where the integration region is infinite. Hence a contribution to the linear in T term can come from the second region only. In that region we change the variable of integration from k for $q = \sqrt{k^2 - x^2}$ (which is real) and arrive at a representation of the temperature dependent part of the free energy, up to higher orders in T , given by eqs. (11), (12) and (13) with a function

$$\varphi(ix) = \int_0^\infty dq q \sum_{i=\text{TE, TM}} \ln(1 - r_i^2 e^{-2aq}). \quad (50)$$

The reflection coefficients are still given by eqs. (7) and (8) but with the substitution $\xi_l \rightarrow ix$ and with the permittivities (2) and (3) with $\xi \rightarrow ix$.

Now we consider the Drude model. For small T , the leading contribution results from the TE mode. With (2) and (7) we get

$$\Delta_T \mathcal{F}^{\text{Drude, TE}} = \frac{1}{4\pi^2} \int_0^\infty \frac{dx}{e^{x/T} - 1} \int_0^\infty dq q i \left(h_q \left(\frac{\gamma}{ix} \right) - h_q \left(\frac{\gamma}{-ix} \right) \right) + \dots \quad (51)$$

with the function $h_q(y)$ defined in (28). Now we consider $\alpha \geq 1$ in (25), i.e., γ decreases not slower than the first power of the temperature. We make the substitution $x = \gamma\zeta$,

$$\Delta_T \mathcal{F}^{\text{Drude,TE}} = \frac{1}{4\pi^2} \int_0^\infty d\zeta \frac{\gamma}{e^{\gamma\zeta/T} - 1} \int_0^\infty dq q i \left(h_q \left(\frac{1}{i\zeta} \right) - h_q \left(\frac{1}{-i\zeta} \right) \right)$$

and note the ratio γ/T in the Boltzmann factor. Now we can tend $T \rightarrow 0$ in the integrand and note (25). For $\alpha = 1$ we get

$$\Delta_T \mathcal{F}^{\text{Drude,TE}} = \frac{T}{16\pi a^2} f^{\text{D}}(\gamma_1) \quad (52)$$

with

$$f^{\text{D}}(\gamma_1) = (2a)^2 \int_0^\infty d\zeta \frac{\gamma_1}{e^{\gamma_1\zeta} - 1} \int_0^\infty dq q i \left(h_q \left(\frac{1}{i\zeta} \right) - h_q \left(\frac{1}{-i\zeta} \right) \right). \quad (53)$$

This is a smooth function of γ_1 and of $2a\omega_p$. For $\alpha > 1$, because of

$$\frac{\gamma}{e^{\gamma\zeta/T} - 1} = \frac{T}{\zeta} + \dots \quad (54)$$

for $T \rightarrow 0$, we get from (52) the linear in T term (52) with the same function f^{D} , however with zero argument, $f^{\text{D}}(0)$. Its explicit expression reads

$$f^{\text{D}}(0) = \int_0^\infty \frac{d\zeta}{\zeta} \int_0^\infty d\tilde{q} \tilde{q} \times i \left[\ln \left(1 - \left(\frac{\tilde{q} - \sqrt{(2a\omega_p)^2 \frac{i\zeta}{1+i\zeta} + \tilde{q}^2}}{\tilde{q} + \sqrt{(2a\omega_p)^2 \frac{i\zeta}{1+i\zeta} + \tilde{q}^2}} \right)^2 e^{-\tilde{q}} \right) - \text{c.c.} \right], \quad (55)$$

where we inserted the explicit expression (28) and substituted $q = \tilde{q}/2a$. Here, and below, we use the notation 'c.c.' indicating that the complex conjugate inside the square bracket must be subtracted. We would like to comment on the known property of the linear in T term not to depend on the relaxation parameter. This property holds for $\alpha > 1$ and it results from the ratio in Eq.(54) having a smooth limit for $T \rightarrow 0$ which does not depend on γ_1 .

In the other case of a decreasing relaxation coefficient where $0 < \alpha < 1$ holds, we start from eq.(51) and make the substitutions $x = T\zeta$ and $q = \tilde{q}\sqrt{T/\gamma}$,

$$\Delta_T \mathcal{F}^{\text{Drude,TE}} = \frac{T^2}{4\pi^2\gamma} \int_0^\infty d\zeta \frac{\gamma}{e^\zeta - 1} \int_0^\infty d\tilde{q} \tilde{q} i \left(h_{\tilde{q}\sqrt{T/\gamma}} \left(\frac{\gamma}{i\zeta T} \right) - h_{\tilde{q}\sqrt{T/\gamma}} \left(\frac{\gamma}{-i\zeta T} \right) \right). \quad (56)$$

In this representation it is possible to tend $T \rightarrow 0$ in the integrand. The emerging integrals are finite. However, the factor in front, $T^2/\gamma \sim T^{2-\alpha}$ goes to zero faster than a first power of T . Hence it does not contribute to the violation of the 3rd law.

It is easy to see that $f^{\text{D}}(0)$, Eq.(55), is a smooth function of $2a\omega_p$. It is also possible to show that this is just the same function as $f_{\text{lin}}^{\text{D}}$, Eq. (19) in (18): $f^{\text{D}}(0) = f_{\text{lin}}^{\text{D}}$. We have plotted $f^{\text{D}}(0)$ as a function of ω_p (with $a = 1$) in Fig. 2 (left panel).

In this way, for a decrease of the relaxation parameter $\gamma(T)$ linear in T or faster we have a linear contribution to the free energy. If the decrease of $\gamma(T)$ is slower this linear term disappears. Finally we remind that the TM mode does not contribute to a linear term.

For a better understanding of the structures involved and as reference for the case of a sphere in front of the plane we remind here shortly the case of a fixed relaxation parameter γ . In that case there is no linear term and T^2 is the leading order which receives contributions from both, TE and TM modes. The starting point is again eq. (51) with the function $h_q^{\text{TE}}(z) \equiv h_q(z)$, (28), for the TE mode. The contribution from the TM mode is given by the same formula, (51), with

$$h_q^{\text{TM}}(z) = \ln \left[1 - \left(\frac{\left(1 + \frac{\omega_p^2}{\xi^2(1+z)}\right) q - \sqrt{\frac{\omega_p^2}{1+z} + q^2}}{\left(1 + \frac{\omega_p^2}{\xi^2(1+z)}\right) q + \sqrt{\frac{\omega_p^2}{1+z} + q^2}} \right)^2 e^{-2aq} \right] \quad (57)$$

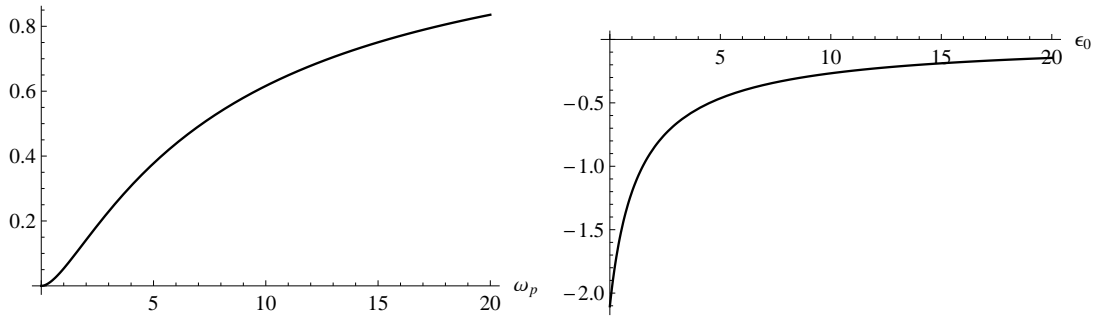


FIG. 2. The dependence on ω_p for $a = 1$ of the function $f^D(0)$, Eq. (55), (left panel) and the dependence on ϵ_0 of the function $f^{dc}(0)$, Eq. (68), (right panel).

instead. For the TE mode one needs to make the substitution $x = T\zeta$ and $q = \sqrt{T}\tilde{q}$. After that one can put $T = 0$ directly in the integrands and one comes to the expression

$$\Delta_T \mathcal{F}^{\text{Drude,TE}} = \frac{T^2}{4\pi^2} \int_0^\infty \frac{d\zeta}{e^\zeta - 1} \int_0^\infty d\tilde{q} \tilde{q} i \left\{ \ln \left[1 - \left(\frac{\tilde{q} - \sqrt{\omega_p^2 \frac{i\zeta}{\gamma} + \tilde{q}^2}}{\tilde{q} + \sqrt{\omega_p^2 \frac{i\zeta}{\gamma} + \tilde{q}^2}} \right)^2 \right] - \text{c.c.} \right\}. \quad (58)$$

These integrals can be computed easily delivering

$$\Delta_T \mathcal{F}^{\text{Drude,TE}} = \frac{2 \ln 2 - 1}{48} \frac{\omega_p^2 T^2}{\gamma} + \dots \quad (59)$$

We note that this expression is just the same as that which follows from (53) for large γ_1 with the formal substitution $\gamma_1 \rightarrow \gamma/T$.

For the TM mode one starts from the same formula, (51), now with (57) inserted. Here one needs only to substitute $x = T\zeta$ and one can expand the integrand for small T . This expansion starts from a first order term which delivers

$$\Delta_T \mathcal{F}^{\text{Drude,TM}} = \frac{T}{4\pi^2} \int_0^\infty \frac{d\zeta}{e^\zeta - 1} \int_0^\infty dq q \frac{-8\gamma x T}{(e^{2aq} - 1)\omega_p^2} + \dots \quad (60)$$

Carrying out the integration one comes to

$$\Delta_T \mathcal{F}^{\text{Drude,TM}} = -\frac{\pi^2}{18} \frac{\gamma T^2}{(2a)^2 \omega_p^2} + \dots, \quad (61)$$

which must be added to (59).

D. The temperature dependent part of the free energy for a dielectric with dc conductivity

For a dielectric with dc conductivity we apply the same scheme of calculations as in the preceding subsection. In this case the interesting contribution comes from the TM mode and in place of (51), using (8) and (3), we have now

$$\Delta_T \mathcal{F}^{\text{dc,TM}} = \frac{1}{4\pi^2} \int_0^\infty \frac{dx}{e^{x/T} - 1} \int_0^\infty dq q i [\ln(1 - r_{\text{TM}}^2 e^{-2aq}) - \text{c.c.}] \quad (62)$$

with

$$r_{\text{TM}} = \frac{(\epsilon_0(ix) + \frac{\sigma}{ix})q - \sqrt{(-\epsilon_0(ix) + 1)x^2 + ix\sigma + q^2}}{(\epsilon_0(ix) + \frac{\sigma}{ix})q + \sqrt{(-\epsilon_0(ix) + 1)x^2 + ix\sigma + q^2}}. \quad (63)$$

We make the substitution $x = \sigma\zeta$ and consider $\sigma(T)$ decreasing according to (35) with $\alpha \geq 1$. After this substitution we can tend $T \rightarrow 0$ in the integrand. For $\alpha = 1$ we come to

$$\Delta_T \mathcal{F}^{\text{dc,TM}} = -\frac{T}{16\pi a^2} f^{\text{dc}}(\sigma_1) \quad (64)$$

with

$$f^{\text{dc}}(\sigma_1) = -\frac{(2a)^2}{4\pi^2} \int_0^\infty d\zeta \frac{\sigma_1}{e^{\sigma_1 \zeta} - 1} \int_0^\infty dq q i \left[\ln \left(1 - \left(\frac{1 + i\zeta(\epsilon_0 - 1)}{1 + i\zeta(\epsilon_0 + 1)} \right)^2 e^{-2aq} \right) - \ln \left(1 - \left(\frac{1 - i\zeta(\epsilon_0 - 1)}{1 - i\zeta(\epsilon_0 + 1)} \right)^2 e^{-2aq} \right) \right]. \quad (65)$$

This is a smooth function of σ_1 taking a finite limiting value for $\sigma_1 = 0$ and it decreases for $\sigma_1 \rightarrow \infty$. For $\alpha > 1$ we come to the same expression (64), but with the function f^{dc} with zero argument,

$$f^{\text{dc}}(0) = -\frac{1}{4\pi^2} \int_0^\infty \frac{d\zeta}{\zeta} \int_0^\infty d\tilde{q} \tilde{q} i \left[\ln \left(1 - \left(\frac{1 + i\zeta(\epsilon_0 - 1)}{1 + i\zeta(\epsilon_0 + 1)} \right)^2 e^{-\tilde{q}} \right) - \ln \left(1 - \left(\frac{1 - i\zeta(\epsilon_0 - 1)}{1 - i\zeta(\epsilon_0 + 1)} \right)^2 e^{-\tilde{q}} \right) \right]. \quad (66)$$

So we see in this case a picture similar to the Drude model. If the conductivity $\sigma(T)$ decreases at least linear with T , we have a linear in T contribution to the temperature dependent part of the free energy. If it decreases slower (that is, $\alpha < 1$) this linear term can be shown to be absent.

In (66), in the reflection coefficient, the q -dependence dropped out and we substituted $q = \tilde{q}/2a$. This expression can be simplified by an expansion of the logarithm into a sum after which the q -integration can be done immediately,

$$f^{\text{dc}}(0) = -\frac{1}{4\pi^2} \sum_{k=1}^{\infty} \frac{-1}{k^3} \int_0^\infty \frac{dx}{x} i \left[\left(\frac{1 + ix(\epsilon_0 - 1)}{1 + ix(\epsilon_0 + 1)} \right)^{2k} - \left(\frac{1 - ix(\epsilon_0 - 1)}{1 - ix(\epsilon_0 + 1)} \right)^{2k} \right]. \quad (67)$$

Now the x -integration can be done too and we arrive at

$$f^{\text{dc}}(0) = \text{Li}_3(r_0^2) - \zeta(3). \quad (68)$$

This is just the same function (22) as in eq.(21), i.e., $f^{\text{DC}}(0) = f_{\text{lin}}^{\text{DC}}$ holds. We show it on Fig. (2) (right panel). Since in this case the TE mode does not contribute we reproduced the linear term (18).

We conclude this subsection by comparing with the case of a fixed DC conductivity σ . The temperature dependent part of the free energy is given by eq. (51) with the functions

$$h_q^{\text{TE}}(\sigma, x) = \ln \left[1 - \left(\frac{q - \sqrt{(\epsilon_0 - 1 + \frac{\sigma}{x})x^2 + q^2}}{q + \sqrt{(\epsilon_0 - 1 + \frac{\sigma}{x})x^2 + q^2}} \right)^2 e^{-2aq} \right] \quad (69)$$

and

$$h_q^{\text{TM}}(\sigma, x) = \ln \left[1 - \left(\frac{(\epsilon_0 + \frac{\sigma}{x})q - \sqrt{(\epsilon_0 - 1 + \frac{\sigma}{x})x^2 + q^2}}{(\epsilon_0 + \frac{\sigma}{x})q + \sqrt{(\epsilon_0 - 1 + \frac{\sigma}{x})x^2 + q^2}} \right)^2 e^{-2aq} \right] \quad (70)$$

for the two modes. In both cases one needs to make the substitution $x = T\zeta$. In the TE case one needs to integrate by parts for q several times to see that the TE mode results in a order T^4 contribution and can be dropped. In the TM contribution one can expand

$$h_q^{\text{TM}}(\sigma, \zeta T) = \frac{8\zeta T}{\sigma(1 - e^{2aq})} + \dots \quad (71)$$

and carry out the remaining integrations. The result is simply

$$\Delta_T \mathcal{F}^{\text{TM}} = -\frac{\pi^2}{18} \frac{T^2}{(2a)^2 \sigma} + \dots, \quad (72)$$

which is the counterpart of (61). Moreover, (72) and (61) are related by the substitution $\sigma \rightarrow \gamma/\omega_p^2$ which just relates ϵ^{D} , (2), with ϵ^{dc} , (3), in leading order for $\xi \rightarrow 0$ (note our notation $\sigma \equiv 4\pi\sigma_0$).

It should be mentioned that the low temperature behavior for fixed parameters is known. It was calculated earlier using other methods. For example, Eq. (59) can be found in [14] and Eq. (72) in [15].

III. THE FREE ENERGY FOR A SPHERE IN FRONT OF A PLANE

In this section we extend the results of the preceding section to the geometry of a sphere, metallic or dielectric, in front of a conducting plane. The radius of the sphere is R and the distance from its center to the plane is L . Technically, this is an extension of our previous papers, [11] and [16]. So for the temperature dependent part of the free energy we use the same basic formula,

$$\Delta_T \mathcal{F} = \frac{1}{2\pi} \int_0^\infty dx n_T(x) i \text{Tr} [\ln(1 - \mathbb{M}(ix)) - \ln(1 - \mathbb{M}(-ix))] , \quad (73)$$

with the Boltzmann factor given by Eq.(12). The matrix $\mathbb{M}(\xi)$ has the entries

$$M_{l,l'} = \sqrt{\frac{\pi}{4\xi L}} \sum_{l''=|l-l'|}^{l+l'} K_{l''}(2\xi L) H_{l''}^{l'} \begin{pmatrix} \Lambda_{l,l'}^{l''} & \tilde{\Lambda}_{l,l'} \\ \tilde{\Lambda}_{l,l'} & \Lambda_{l,l'}^{l''} \end{pmatrix} \begin{pmatrix} d_l^{\text{TE}}(\xi R) & 0 \\ 0 & -d_l^{\text{TM}}(\xi R) \end{pmatrix} \quad (74)$$

with the coefficients $H_{l''}^{l'}$ and $\Lambda_{l,l'}^{l''}$ given by eqs.(7) and (10) in [11] and it is a matrix with respect to the polarizations. For the TE mode the function $d_l^{\text{TE}}(\xi)$ is given by

$$d_l^{\text{TE}}(\xi) = \frac{2}{\pi} \frac{\sqrt{\epsilon} s_l(\xi) s'_l(n\xi) - \sqrt{\mu} s'_l(\xi) s_l(n\xi)}{\sqrt{\epsilon} e_l(\xi) s'_l(n\xi) - \sqrt{\mu} e'_l(\xi) s_l(n\xi)} , \quad (75)$$

where $n = \sqrt{\epsilon\mu}$ is the refraction index. The function $d_l^{\text{TM}}(\xi)$ for the TM mode follows by interchanging ϵ and μ .

These functions are expressed in terms of the know modified spherical Bessel functions, $s_l(z) = \sqrt{\pi z/2} I_{l+1/2}(z)$ and $e_l(z) = \sqrt{2z/\pi} K_{l+1/2}(z)$. For the following it is useful to separate the powers of the argument in front of the ascending series. We represent

$$\begin{aligned} s_l(z) &= \sqrt{\pi} \left(\frac{z}{2}\right)^{l+1} i_l(z), & e_l(z) &= \sqrt{\pi} \left(\frac{z}{2}\right)^{l+1} k_l(z), \\ z \frac{\partial}{\partial z} s_l(z) &= \sqrt{\pi} \left(\frac{z}{2}\right)^{l+1} \tilde{i}_l(z), & z \frac{\partial}{\partial z} e_l(z) &= \sqrt{\pi} \left(\frac{z}{2}\right)^{l+1} \tilde{k}_l(z), \end{aligned} \quad (76)$$

with

$$\begin{aligned} i_l(z) &= \left(\frac{z}{2}\right)^{-l-1/2} I_{l+1/2}(z), & k_l(z) &= \frac{2}{\pi} \left(\frac{z}{2}\right)^{l+1/2} K_{l+1/2}(z), \\ \tilde{i}_l(z) &= (l+1 + z \frac{\partial}{\partial z}) i_l(z), & \tilde{k}_l(z) &= (-l + z \frac{\partial}{\partial z}) k_l(z). \end{aligned} \quad (77)$$

All these functions have power series expansions, e.g.,

$$i_l(z) = i_l(0) + i_l^{(1)} z^2 + \dots, \quad \tilde{i}_l(z) = \tilde{i}_l(0) + \tilde{i}_l^{(1)} z^2 + \dots, \quad (78)$$

which we will need below.

These definitions allow to rewrite the functions $d_l^{\text{TX}}(\xi)$ in the form

$$d_l^{\text{TX}}(\xi) = \frac{2}{\pi} \left(\frac{\xi}{2}\right)^{2l+1} t_l^{\text{TX}}(\xi) \quad (79)$$

with

$$t_l^{\text{TE}}(\xi) = \frac{i_l(\xi) \tilde{i}_l(\sqrt{\epsilon}\xi) - \tilde{i}_l(\xi) i_l(\sqrt{\epsilon}\xi)}{k_l(\xi) \tilde{i}_l(\sqrt{\epsilon}\xi) - \tilde{k}_l(\xi) i_l(\sqrt{\epsilon}\xi)} \quad (80)$$

and

$$t_l^{\text{TM}}(\xi) = \frac{\frac{1}{\sqrt{\epsilon}} i_l(\xi) \tilde{i}_l(\sqrt{\epsilon}\xi) - \tilde{i}_l(\xi) i_l(\sqrt{\epsilon}\xi)}{\frac{1}{\sqrt{\epsilon}} k_l(\xi) \tilde{i}_l(\sqrt{\epsilon}\xi) - \tilde{k}_l(\xi) i_l(\sqrt{\epsilon}\xi)}, \quad (81)$$

where we restricted ourselves to a pure dielectric ball putting $\mu = 1$. Now the entries of the matrix \mathbb{M} take the form

$$M_{l,l'} = \frac{\sqrt{\pi}}{2} \sum_{l''=|l-l'|}^{l+l'} \frac{(\xi R/2)^{l+l'+1}}{(\xi L)^{l''+1}} k_{l''}(2\xi L) H_{l''}^{l'} \begin{pmatrix} \Lambda_{l,l'}^{l''} & \tilde{\Lambda}_{l,l'} \\ \tilde{\Lambda}_{l,l'} & \Lambda_{l,l'}^{l''} \end{pmatrix} \begin{pmatrix} t_l^{\text{TE}}(\xi R) & 0 \\ 0 & -t_l^{\text{TM}}(\xi R) \end{pmatrix}. \quad (82)$$

We redistributed a factor $(\xi R/2)^{l'}$ which is admissible under the trace in (73).

For the low temperature expansion this expression can be simplified. Below we need the lowest orders for $\xi \rightarrow 0$,

$$\mathbb{M} = \mathbb{M}_0 + \mathbb{M}_1 \xi + \dots \quad (83)$$

From the powers of ξ in (82) it follows that only $l'' = l + l'$ contributes to (82) and that \mathbb{M}_0 is diagonal in the polarizations. The latter follows from the additional factor of ξ in $\tilde{\Lambda}_{l,l''}^{l'}$. For this reason, and because of the trace in (73), the temperature dependent part of the free energy becomes a sum of the two polarizations,

$$\Delta \mathcal{F} = \Delta \mathcal{F}^{\text{TE}} + \Delta \mathcal{F}^{\text{TM}} + \dots, \quad (84)$$

which holds in the orders of T we are interested in. We continue with a separate consideration of the Drude model and the dc conductivity in the following two subsections.

A. Ball described by the Drude model

In this subsection we consider a ball described by the Drude model in front of a conducting plane. It turns out that we can act in quite close analogy to the planar case in subsection 2.3. We assume a relaxation parameter decreasing with temperature according to (25). We make the substitutions $x = \gamma \zeta$ in (73) and with (2) we note

$$\frac{1}{\epsilon^{\text{D}}(\gamma \zeta)} = \frac{\gamma \sqrt{\zeta(1+\zeta)}}{\omega_p} + \dots \quad \text{and} \quad \sqrt{\epsilon^{\text{D}}(\gamma \zeta)} \gamma \zeta = \omega_p \sqrt{\frac{\zeta}{1+\zeta}} + \dots \quad (85)$$

for $\gamma \rightarrow 0$. After that we expand the matrix \mathbb{M} for small γ . First we expand $t^{\text{TE}}(\xi)$. With (85) we get from (80) for the TE mode

$$t^{\text{TE}}(\gamma \zeta) = t_0^{\text{TE}}(\zeta, \omega_p) + \dots \quad (86)$$

with

$$t_0^{\text{TE}}(\zeta, \omega_p) = \frac{i_l(0) \tilde{i}_l \left(\omega_p \sqrt{\frac{\zeta}{1+\zeta}} \right) - \tilde{i}_l(0) i_l \left(\omega_p \sqrt{\frac{\zeta}{1+\zeta}} \right)}{k_l(0) \tilde{i}_l \left(\omega_p \sqrt{\frac{\zeta}{1+\zeta}} \right) - \tilde{k}_l(0) i_l \left(\omega_p \sqrt{\frac{\zeta}{1+\zeta}} \right)}, \quad (87)$$

whereas for the TM mode

$$t^{\text{TM}}(\gamma \zeta) = O(\gamma^2) \quad (88)$$

holds. So, only the TE mode contributes to the linear in T term. In the remaining factors in \mathbb{M} we can put also $\gamma = 0$ and come to

$$\begin{aligned} M_{l,l'}^{\text{Drude}}(\zeta) &\equiv M_{l,l'}(\gamma \zeta)|_{\gamma=0}, \\ &= \frac{\sqrt{\pi}}{2} \left(\frac{\rho}{2} \right)^{2l+1} k_{l+l'}(0) H_{l,l'}^{l+l'} \Lambda_{l,l'}^{l+l'} t_0^{\text{TE}}(\zeta, \omega_p R), \end{aligned} \quad (89)$$

where we defined

$$\rho = \frac{R}{L} \quad (90)$$

for the ratio of radius of the ball to the distance between the plane and the center of the ball. It must be mentioned that $M_{l,l'}^{\text{Drude}}(\zeta)$ still depends on ζ through t_0^{TE} because of (85).

Now we insert $M_{l,l'}^{\text{Drude}}(\zeta)$, (89), into (73),

$$\Delta_T \mathcal{F} = \frac{1}{2\pi} \int_0^\infty d\zeta \frac{\gamma}{e^{\gamma \zeta/T} - 1} i \text{Tr} \left[(1 - \mathbb{M}^{\text{Drude}}(i\zeta)) - (1 - \mathbb{M}^{\text{Drude}}(-i\zeta)) \right]. \quad (91)$$

This formula is in parallel to (52) in the planar case. It has a non vanishing limit for $T \rightarrow 0$ in case of a γ decreasing not slower than linear, i.e., for $\alpha \geq 1$ in (25). Now we restrict ourselves to $\alpha > 1$ and come to

$$\Delta_T \mathcal{F} = \frac{T}{2\pi} f_{\text{ball}}^{\text{D}}(\rho, \omega_p R) + O(T^2) \quad (92)$$

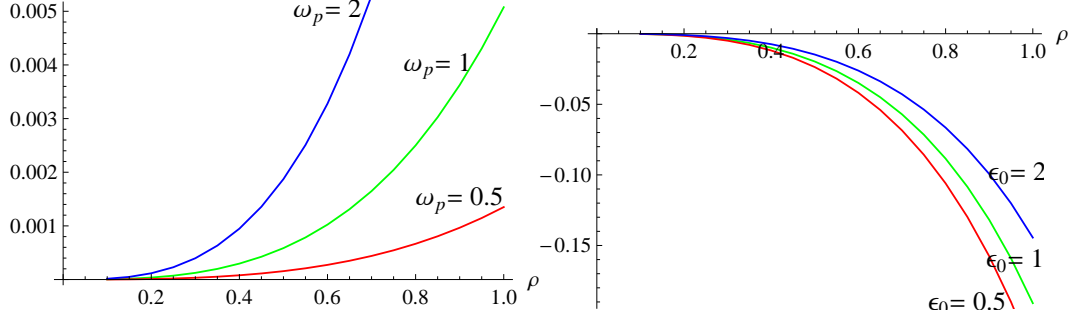


FIG. 3. The function $f_{\text{ball}}^{\text{D}}(\rho, \omega_p)$, (93), as a function of ρ for several values of ω_p (left panel) and the function $f_{\text{ball}}^{\text{dc}}(\rho, \epsilon_0)$, (99), as a function of ρ for several values of ϵ_0 (right panel).

with

$$f_{\text{ball}}^{\text{D}}(\rho, \omega_p R) = \frac{1}{2\pi} \int_0^\infty \frac{d\zeta}{\zeta} i\text{Tr} [(1 - \mathbb{M}^{\text{Drude}}(i\zeta)) - (1 - \mathbb{M}^{\text{Drude}}(-i\zeta))] . \quad (93)$$

This function describes the contribution linear in T in the Drude model. In Fig.3 we have plotted $f_{\text{ball}}^{\text{D}}(\rho, \omega_p)$ as function of ρ for several values of ω_p . For the calculation of the trace one needs to make a truncation of the orbital momenta, $l \leq l_m$. In this case it turned out that for all values of the parameters ρ and ω_p a few lowest $l \lesssim 4$ are sufficient. This includes, for instance, the case $\rho = 1$, i.e., zero separation.

B. Dielectric ball with DC conductivity

In this subsection we derive the linear contribution for a dielectric ball with DC conductivity. We use the permittivity (3) and assume a decrease of the conductivity according to (35). We substitute $\xi = \sigma\zeta$ and note

$$\frac{1}{\epsilon^{\text{dc}}(\sigma\zeta)} = \frac{\zeta}{\epsilon_0 + \zeta} + \dots, \quad \text{and} \quad \sqrt{\epsilon^{\text{dc}}(\sigma\zeta)} \sigma\zeta R = \sigma\sqrt{\zeta(\zeta + \epsilon_0)}R + \dots \quad (94)$$

We have to insert these expansions into $t_l^{\text{TE}}(\xi)$, (80), and $t_l^{\text{TM}}(\xi)$, (81). For the TE case we observe that $t_l^{\text{TE}}(\sigma\zeta)$ is of higher order in σ and, for this reason, it does not contribute to the linear in T term. In opposite, for the TM mode we have

$$\begin{aligned} t_0^{\text{TM}}(\zeta, \sigma) &\equiv t_0^{\text{TM}}(\sigma\zeta)|_{\sigma=0} \\ &= \frac{\left(\frac{\zeta}{\epsilon_0 + \zeta} - 1\right) i_l(0) \tilde{i}_l(0)}{\frac{\zeta}{\epsilon_0 + \zeta} k_l(0) \tilde{i}_l(0) - \tilde{k}_l(0) i_l(0)}, \end{aligned} \quad (95)$$

which is the analog of eq.(87) for the Drude model. The remaining calculations go in parallel to the preceding subsection. In the remaining parts of the matrix \mathbb{M} we put $\sigma = 0$ and come to

$$M_{l,l'}^{\text{dc}}(\xi) = \frac{\sqrt{\pi}}{2} \left(\frac{\rho}{2}\right)^{2l+1} k_{l+l'}(0) H_{l,l'}^{l+l'} \Lambda_{l,l'}^{l+l'} t_0^{\text{TM}}(\zeta, \sigma). \quad (96)$$

Now we insert this $M_{l,l'}^{\text{dc}}(\xi)$ into (73) and get

$$\Delta_T \mathcal{F} = \frac{1}{2\pi} \int_0^\infty d\zeta \frac{\sigma}{e^{\sigma\zeta/T} - 1} i\text{Tr} [(1 - \mathbb{M}^{\text{dc}}(i\zeta)) - (1 - \mathbb{M}^{\text{dc}}(-i\zeta))] . \quad (97)$$

In this way, also for dc conductivity we have a linear contribution for $T \rightarrow 0$ in case σ vanishes linear in T . If it vanishes faster, just like before, the linear term becomes independent from σ and it is

$$\Delta_T \mathcal{F} = \frac{T}{2\pi} f_{\text{ball}}^{\text{dc}}(\rho, \epsilon_0) + O(T^2) \quad (98)$$

with

$$f_{\text{ball}}^{dc}(\rho, \epsilon_0) = \int_0^\infty \frac{d\zeta}{\zeta} i\text{Tr} [(1 - \mathbb{M}^{dc}(i\zeta)) - (1 - \mathbb{M}^{dc}(-i\zeta))] . \quad (99)$$

This function can be calculated in the same way as $f_{\text{ball}}^D(\rho, \omega_p)$ in the preceding subsection. We have plotted $f_{\text{ball}}^{dc}(\rho, \epsilon_0)$ in Fig. 3 as function of ρ for several values of ϵ_0 . We used a truncation $l \leq l_m$ of the orbital momenta and again some low l were sufficient.

C. Both models with fixed parameters

In this subsection we consider both models, Drude model and DC conductivity, with fixed parameters. The starting point is again Eq.(73) for the temperature dependent part of the free energy. For the limit $T \rightarrow 0$, we need the matrix $\mathbb{M}(\xi)$ for small ξ . First we consider the permittivities for the Drude model. With (2) and (3) we note

$$\frac{1}{\epsilon^D} = \frac{\gamma}{\omega_p^2} \xi + \dots, \quad \sqrt{\epsilon^D} \xi R = \frac{\omega_p R}{\sqrt{\gamma}} \sqrt{\xi} + \dots, \quad (100)$$

for $\xi \rightarrow 0$. For the DC conductivity using (3) we have

$$\frac{1}{\epsilon^{dc}} = \frac{1}{\sigma} \xi + \dots, \quad \sqrt{\epsilon^{dc}} \xi R = \sqrt{\sigma} R \sqrt{\xi} + \dots, \quad (101)$$

We see that in this approximation both models are related by the substitution $\sigma \rightarrow \omega_p^2/\gamma$. Therefor we can restrict ourselves to the Drude model.

We need to inserted (100) into (80) and (81). In lowest order in ξ we get

$$t_l^{\text{TE}}(\xi) = t_1^{\text{TE}} \frac{\omega_p^2 R^2}{\gamma} \xi + \dots \quad (102)$$

with

$$t_1^{\text{TE}} = \frac{i_l(0) \tilde{i}_l^{(1)} - \tilde{i}_l(0) i_l^{(1)}}{k_l(0) \tilde{i}_l^{(1)} - \tilde{k}_l(0) i_l^{(1)}}, \quad (103)$$

for the TE mode, and

$$t_0^{\text{TM}}(\xi) = t_0^{\text{TM}} + t_1^{\text{TM}} \frac{\gamma}{\omega_p^2} \xi + \dots \quad (104)$$

with

$$t_0^{\text{TM}} = \frac{\tilde{i}_l(0)}{\tilde{k}_l(0)}, \quad (105)$$

and

$$t_1^{\text{TM}} = \frac{\tilde{i}_l(0)}{\tilde{k}_l(0)} \left(-1 + \frac{k_l(0) \tilde{i}_l(0)}{\tilde{k}_l(0) i_l(0)} \right), \quad (106)$$

for the TM mode. We insert these expressions into the matrix \mathbb{M} , (82), separately for both modes. For TE mode there is no zeroth order and up to the first order we find

$$\mathbb{M}^{\text{TE}} = \mathbb{M}_1^{\text{TE}} \frac{\omega_p^2 R^2}{\gamma} \xi + \dots \quad (107)$$

with

$$M_1^{\text{TE}}{}_{l,l'} = \frac{\sqrt{\pi}}{2} \left(\frac{\rho}{2} \right)^{l+l'+1} k_{l+l'}(0) H_{l,l'}^{l+l'} \Lambda_{l,l'}^{l+l'} t_1^{\text{TE}}. \quad (108)$$

For the TM mode we have

$$\mathbb{M}^{\text{TM}} = \mathbb{M}_0^{\text{TM}} + \mathbb{M}_1^{\text{TM}} \frac{\gamma}{\omega_p^2} \xi + \dots \quad (109)$$

with

$$\begin{aligned} M_0^{\text{TM}}{}_{l,l'} &= \frac{\sqrt{\pi}}{2} \left(\frac{\rho}{2}\right)^{l+l'+1} k_{l+l'}(0) H_{l,l'}^{l+l'} \Lambda_{l,l'}^{l+l'} t_0^{\text{TM}}, \\ M_1^{\text{TM}}{}_{l,l'} &= \frac{\sqrt{\pi}}{2} \left(\frac{\rho}{2}\right)^{l+l'+1} k_{l+l'}(0) H_{l,l'}^{l+l'} \Lambda_{l,l'}^{l+l'} t_1^{\text{TM}}. \end{aligned} \quad (110)$$

We have to insert these expansions into the logarithm in (73). Expanding the logarithm we get

$$\text{Tr} \ln(1 - \mathbb{M}^{\text{TE}}(\xi)) = -\text{Tr} \mathbb{M}_1^{\text{TE}} \frac{\omega_p^2 R^2}{\gamma} \xi + \dots \quad (111)$$

Finally we insert this expression into (73) and carry out the ξ -integration,

$$\Delta_T \mathcal{F}^{\text{TE}} = g^{\text{TE}}(\rho) \frac{\omega_p^2 R^2 T^2}{\gamma} + \dots \quad (112)$$

with

$$g^{\text{TE}}(\rho) = \frac{\pi}{6} \text{Tr} \mathbb{M}_1^{\text{TE}}, \quad (113)$$

which is the leading order in the low temperature expansion of the TE mode contribution to the free energy in the Drude model with fixed parameter γ . The function $g^{\text{TE}}(\rho)$ can be calculated numerically. For that one needs to truncate the orbital momenta $l \leq l_m$. The emerging expression turns out to be converging for $l_m \rightarrow \infty$ for all $\rho \in [0, 1]$. The function $g^{\text{TE}}(\rho)$ is shown in Fig. 4 (left panel). In fact, Eq.(113) gives a power series expansion of this function. This can be seen from (108) and the absence of \mathbb{M}_0 in this case.

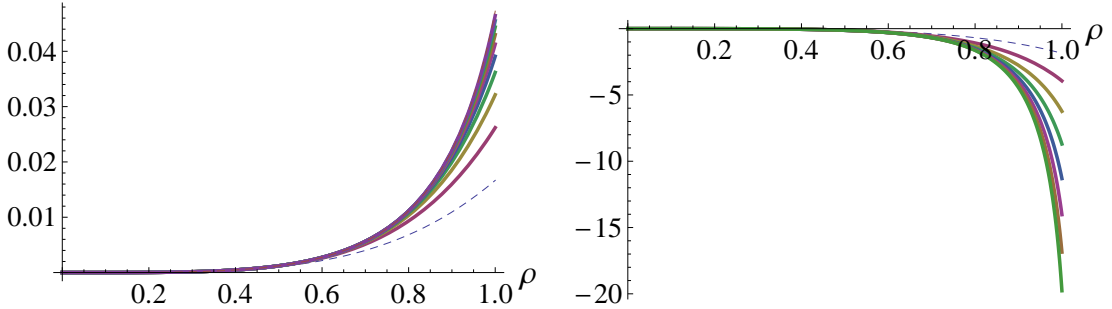


FIG. 4. The function $g^{\text{TE}}(\rho)$ for several values of the truncation parameter, $l_m = 1, \dots, 11$ (left panel) and the function $g^{\text{TM}}(\rho)$ for several values of the truncation parameter, $l_m = 1, \dots, 8$ (right panel). The dashed lines corresponds to $l_m = 1$. The limit of small separation corresponds to $\rho = 1$.

The corresponding expression for the TM mode has to account for a nonzero \mathbb{M}_0^{TM} given by Eq.(110) and the expansion for $\xi \rightarrow 0$ reads

$$\text{Tr} \ln(1 - \mathbb{M}^{\text{TM}}(\xi)) = \text{Tr} \ln(1 - \mathbb{M}_0^{\text{TM}}) - \text{Tr} (1 - \mathbb{M}_0^{\text{TM}})^{-1} \mathbb{M}_1^{\text{TM}} \xi + \dots \quad (114)$$

Being inserted into (73) only the odd term survives and after the ξ -integration we get

$$\Delta_T \mathcal{F}^{\text{TM}} = g^{\text{TM}}(\rho) \frac{\gamma T^2}{\omega_p^2} + \dots \quad (115)$$

with

$$g^{\text{TM}}(\rho) = \frac{\pi}{6} \text{Tr} (1 - \mathbb{M}_0^{\text{TM}})^{-1} \mathbb{M}_1^{\text{TM}}. \quad (116)$$

This function can also be calculated numerically making a truncation as before. However, in this case the convergence is weaker. More exactly, for any fixed $\rho < 1$ there is convergence for $l_m \rightarrow \infty$, for small $\rho \gtrsim 0$ it is even very fast converging. For $\rho = 1$ there is no convergence. The function $g^{\text{TE}}(1)$ grows not slower than linear with l_m . We interpret this as a non-commutativity of the limits $T \rightarrow 0$ and $\rho \rightarrow 1$. As a consequence we expect for $\rho = 1$, i.e., for contact, a slower decrease with T as in (115). However, the case of contact is unphysical since in that case the vacuum energy is infinite. We have plotted the function $g^{\text{TM}}(\rho)$ in Fig. 4 (right panel).

IV. CONCLUSIONS

In the preceding section we have shown that for a ball in front of a plane there is a violation of Nernst's theorem (3rd law of thermodynamics) in much the same manner as for parallel planes. For the Drude model, with a relaxation parameter γ decreasing faster than linear with the temperature T , the entropy at $T = 0$ is given by

$$\mathcal{S}^{\text{D}} = -\frac{1}{2\pi} f_{\text{ball}}^{\text{D}}(\rho, \omega_p R) \quad (117)$$

with the function $f_{\text{ball}}^{\text{D}}(\rho, \omega_p R)$, Eq.(93), shown in Fig. 3 (left panel). For a dielectric ball with dc conductivity σ also decreasing not slower than linear with T , the residual entropy is

$$\mathcal{S}^{\text{dc}} = -\frac{1}{2\pi} f_{\text{ball}}^{\text{dc}}(\rho, \epsilon_0) \quad (118)$$

with the function $f_{\text{ball}}^{\text{dc}}(\rho, \epsilon_0)$, Eq.(99), shown in Fig. 3 (right panel). These residual entropies are in complete analogy to the planar case for which the corresponding functions are shown in Fig. 2. From here our conclusion is that the violation of the 3rd law is not related to the infinite extend of the parallel planes. It must be mentioned that this conclusion, strictly speaking, does not apply to the Drude model since in a finite size body the relaxation parameter, which is inverse proportional to the electronic mean free path, does not vanish.

In order to derive (117) and (118) we used the representation (73) for the temperature dependent part of the free energy as it appears from applying the Abel-Plana formula to the corresponding Matsubara sum. On that way we re-derived the violating terms for the planar case reconfirming and simplifying the original derivations, [1] and [3]. At once this allowed to extend the parameter range for which the violation occurs. We remind the two sources of entropy, \mathcal{S}_0 and \mathcal{S}_1 , as defined in Eq.(15). \mathcal{S}_0 appears from the dependence of the vacuum energy on the temperature through the relaxation parameter $\gamma(T)$ or the conductivity $\sigma(T)$ and \mathcal{S}_1 comes from $\Delta_T \mathcal{F}$ which is the temperature dependent part of the free energy for temperature independent γ and σ . We found that \mathcal{S}_1 has a violating term if γ or σ decrease for $T \rightarrow 0$ not slower than linear, the cases $\gamma \sim T$ and $\sigma \sim T$ included. The contribution to the entropy \mathcal{S}_0 is present if the decrease is not faster than linear, i.e., $\gamma \sim T^\alpha$ or $\sigma \sim T^\alpha$ with $0 < \alpha \leq 1$. In fact, \mathcal{S}_0 even diverges for $T \rightarrow 0$. We do not discuss the question whether this has any physical relevance. Our point is simply to show what happens if inserting such parameters into the Lifshitz formula or its generalization to more complicated geometry.

	Drude model	dc conductivity
parallel planes	Eq. Fig.	Eq. Fig.
$\gamma \rightarrow 0$ resp. $\sigma \rightarrow 0$		
vacuum Energy	TE, $\mathcal{S} < 0$ (33) 1(left)	TM, $\mathcal{S} > 0$ (45) 1(right)
$\Delta_T \mathcal{F}$	TE, $\mathcal{S} < 0$ (55) 2(left)	TM, $\mathcal{S} > 0$ (68) 2(right)
γ resp σ fixed		
$\Delta_T \mathcal{F}$	TE, $\mathcal{S} < 0$ (59)	TM, $\mathcal{S} > 0$ (72)
	<u>and</u> TM, $\mathcal{S} > 0$ (61)	
ball-plane		
$\gamma \rightarrow 0$ resp. $\sigma \rightarrow 0$		
$\Delta_T \mathcal{F}$	TE, $\mathcal{S} < 0$ (92) 3(left)	TM, $\mathcal{S} > 0$ (98) 3(right)
γ resp σ fixed		
$\Delta_T \mathcal{F}$	TE, $\mathcal{S} < 0$ (113) 4(left)	same as Drude
	<u>and</u> TM, $\mathcal{S} > 0$ (116) 4(right)	with $\frac{\omega_p^2}{\gamma} \leftrightarrow \sigma$

TABLE I. The sign of the entropy and the contributing modes for all cases considered in this paper.

We remind that the behavior of the entropy is completely different if γ or σ have a finite limit for $T \rightarrow 0$. In that case the temperature dependent part of the free energy is proportional to T^2 and the entropy vanishes in the limit as it should. This is well known for parallel planes and we showed here that it holds also for a ball in front of a plane.

As observed already several times, the Casimir entropy may take negative values. In the Table 1 we collect the cases considered in this paper and show the sign of the entropy for T close to zero. In addition we show the responsible mode(s) and the relevant formulas and figures. In all cases considered, the TE mode gives a negative contribution to the energy and the TM mode gives a positive one. In most cases only one mode contributes (the other goes with a higher power of T), in some cases both modes contribute to the leading behavior for $T \rightarrow 0$. In that cases both signs are possible independence on the parameters involved.

ACKNOWLEDGEMENT

This work was supported by the Heisenberg-Landau program. The authors benefited from exchange of ideas by the ESF Research Network CASIMIR. The authors acknowledge helpful discussions with G.Klimchitskaya and V.Mosteapanenko. I.P. acknowledges partial financial support from FRBR grants 09-02-12417-ofi-m and 10-02-01304-a.

-
- [1] V.B. Bezerra, G.L. Klimchitskaya, and V.M. Mostepanenko. Correlation of energy and free energy for the thermal Casimir force between real metals. *Phys. Rev. A*, 66:062112, 2002.
 - [2] V.B. Bezerra, G.L. Klimchitskaya, V.M. Mostepanenko, and C. Romero. Violation of the Nernst heat theorem in the theory of the thermal Casimir force between Drude metals. *Phys. Rev. A*, 69:022119, 2004.
 - [3] B. Geyer, G. L. Klimchitskaya, and V. M. Mostepanenko. Thermal quantum field theory and the Casimir interaction between dielectrics. *Phys. Rev. D*, 72:085009, 2005.
 - [4] G. L. Klimchitskaya, U. Mohideen, and V. M. Mostepanenko. The Casimir force between real materials: Experiment and theory. *Rev.Mod.Phys*, 81:1827–1885, 2009.
 - [5] M. Bordag, G.L. Klimchitskaya, U. Mohideen, and V.M. Mostepanenko. *Advances in the Casimir Effect*. Oxford University Press, 2009.
 - [6] M. Bostrom and B.E. Sernelius. Entropy of the Casimir effect between real metal plates. *Physica A*, 339:53–59, 2004.
 - [7] V.B. Bezerra, G.L. Klimchitskaya, and C. Romero. Surface impedance and the Casimir force. *Phys. Rev. A*, 65:012111, 2002.
 - [8] R. Esquivel, C. Villarreal, and W.L. Mochan. Exact surface impedance formulation of the Casimir force: Application to spatially dispersive metals. *Phys. Rev. A*, 68:052103, 2003.
 - [9] I. Brevik, J.B. Aarseth, J.S. Hoye, and K.A. Milton. Temperature dependence of the Casimir effect. *Phys. Rev. E*, 71:056101, 2005.
 - [10] Simen A. Ellingsen, Iver Brevik, Johan S. Hoye, and Kimball A. Milton. Low temperature Casimir-Lifshitz free energy and entropy: the case of poor conductors. *J. Phys:Conf.Ser.*, 161:012010, 2009.
 - [11] Michael Bordag and Irina G. Pirozhenko. The low temperature corrections to the Casimir force between a sphere and a plane. In S. D. Odintsov, Sáez-Gómez D., and S. Xambó, editors, *Cosmology, the Quantum Vacuum and Zeta Functions*. Springer, 2010. to appear, ArXiv 1007.2741.
 - [12] Antoine Canaguier-Durand, Paulo A. Maia Neto, Astrid Lambrecht, and Serge Reynaud. Thermal Casimir Effect in the Plane-Sphere Geometry. *Physical Review Letters*, 104:040403, 2010.
 - [13] Holger Gies and Alexej Weber. Geometry-Temperature Interplay in the Casimir Effect. *Int. J. Mod. Phys.*, A25:2279–2292, 2010.
 - [14] Johan S. Hoye, Iver H. Brevik, Simen A. Ellingsen, and Jan B. Aarseth. Analytical and Numerical Verification of the Nernst Theorem for Metals. *Phys. Rev. E*, 75:051127, 2007.
 - [15] Simen A. Ellingsen, Iver Brevik, Johan S. Hoye, and Kimball A. Milton. Temperature correction to Casimir-Lifshitz free energy at low temperatures: Semiconductors. *Phys. Rev. E*, 78:021117, 2008.
 - [16] M. Bordag and I. Pirozhenko. Vacuum energy between a sphere and a plane at finite temperature. *Phys. Rev. D*, 81:085023, 2010.