

# Prospects for $\gamma$ measurements at LHCb

Ying Ying Li (On behalf of the LHCb collaboration)

University of Cambridge, United Kingdom

**Abstract.** LHCb is the dedicated B physics experiment at the LHC and is due to start data taking later this year. Its goal is to search for new physics in very rare processes and make precision measurements of CP violation in B decays. The CKM angle  $\gamma$  plays an important role in flavour physics in the Standard Model. LHCb will exploit the large variety of B hadrons produced by the 14 TeV pp collisions, performing  $\gamma$  measurements to the precision of a few degrees. Here, we will present a summary of the expected  $\gamma$  sensitivities LHCb will reach during its first years of data taking, with contributions from several strategies in both tree and loop processes.

## 1. Introduction

### 1.1. The LHCb experiment

LHCb is the LHC beauty experiment [1, 2]. It is a single-arm forward spectrometer taking advantage of the forward  $b\bar{b}$  productions at the 14 TeV collisions. LHCb will see an integrated  $b\bar{b}$  cross-section of  $500 \mu\text{b}$ , equating to  $\sim 10^{12}$   $b\bar{b}$  pairs per year and producing a full range of b-hadron species. The sub-detectors include an excellent tracking system, which will give lifetime resolutions of  $\sim 200 \mu\text{m}$  and a B mass resolution of  $\sim 14 \text{ MeV}$ . The LHCb RICH system for hadronic particle identification (PID) will give a kaon PID efficiency of  $\sim 96\%$  and a pion mis-identification of  $\sim 5\%$ .

### 1.2. CKM angle $\gamma$

The source of CP-violation in the Standard Model (SM) arises from an irreducible complex phase of the CKM matrix, which can be represented by the unitarity triangle (UT) with angles of  $\alpha$ ,  $\beta$  and  $\gamma$ . The current experimental constraints placed on the least well know angle  $\gamma$  is

$$\gamma = (70_{-30}^{+27})^\circ \quad \text{and} \quad (67.8_{-3.9}^{+4.2})^\circ,$$

from direct (tree diagram processes) and indirect  $\gamma$  measurements respectively [3], showing excellent agreement with SM predictions. The indirect measurement from the rest of the UT measurements is dominated by the measurement of the mixing side in the UT with contributions from loop processes. LHCb aims to measure all three angles and the apex of the UT independently, testing the SM to its limits and probing new physics contributions in loop processes. The angle  $\gamma$  can be extracted from both loop and tree processes. However, in order to determine new physics contributions in loops, we require a precision  $\gamma$  measurement of only a few degrees from tree processes. The following sections summarises the current LHCb sensitivity estimates for the measurement of  $\gamma$  from both tree and loop diagrams.

## 2. $\gamma$ from tree processes

### 2.1. $B \rightarrow DK$ strategies

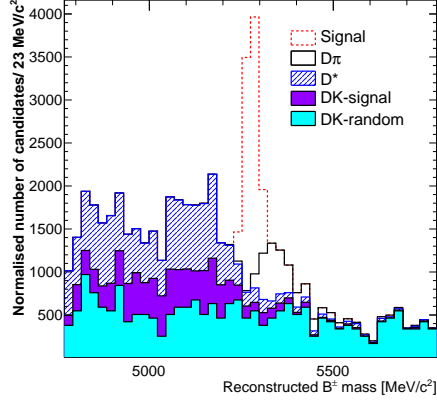
The theoretically cleanest and powerful way of measuring  $\gamma$  from trees is through the  $B \rightarrow DK$  decays. For  $B^\pm$  and  $B^0$  we only have contributions from two interfering trees,  $b \rightarrow cW$  and  $b \rightarrow uW$  ( $\propto e^{i\gamma}$ ). In the case of  $B^\pm$ , the two tree diagrams are colour and CKM favoured and suppressed contributions, while for the  $B^0$  case both trees are colour suppressed. Three parameters of the interference between the two trees can be extracted if both  $D^0$  and  $\bar{D}^0$  decay to the same final state,  $r_{B^\pm}$  ( $r_{B^0}$ ), the ratio between the two trees,  $\gamma$ , the CP-violating weak phase and  $\delta_{B^\pm}$  ( $\delta_{B^0}$ ), the CP-conserving strong phase difference between  $B^+$  ( $B^0$ ) and  $B^-$  ( $\bar{B}^0$ ). The methods of extraction of the three parameters is determined by the type of D ( $D^0/\bar{D}^0$ ) decay.

*2.1.1.  $B^{\pm(0)} \rightarrow D(hh)K^{\pm(*0)}$  decays with ADS/GLW method* In the two-body  $D \rightarrow hh$  decay, the so-called ADS method can be used in the case when D decays to doubly Cabibbo favoured and suppress states of  $K^\pm\pi^\mp$  [4, 5], or the GLW method can be used in the case of CP eigenstates,  $K^+K^-$  and  $\pi^+\pi^-$  [6, 7]. Combining the ADS and GLW modes results in a total of six rates consisting of three B parameters  $\gamma$ ,  $r_{B^\pm(0)}$ ,  $\delta_{B^\pm(0)}$  and two additional D parameters  $r_{K\pi}$ , the ratios between the favoured and suppressed D decay tree diagrams and  $\delta_{K\pi}$  the D strong phase. These additional D parameters can be constrained from external measurements made at CLEO-c [8, 9]. Current studies estimate a LHCb  $\gamma$  sensitivity with an integrated luminosity of  $2 \text{ fb}^{-1}$  (a full year of data taking) of  $B^\pm \rightarrow D(hh)K^\pm$ :  $\sigma_\gamma = (10.8 - 13.8)^\circ$  for  $\delta_{K\pi} = -(130 - 190)^\circ$  and  $B^0 \rightarrow D(hh)K^{*0}$ :  $\sigma_\gamma = (5.2 - 12.7)^\circ$  for  $\delta_{B^0} = (0 - 180)^\circ$  [10]. The addition of the ADS  $B^\pm \rightarrow D(K\pi\pi)K^\pm$  decay mode can improve the above  $\gamma$  sensitivity to  $(7-10)^\circ$  with  $2 \text{ fb}^{-1}$  of data [10].

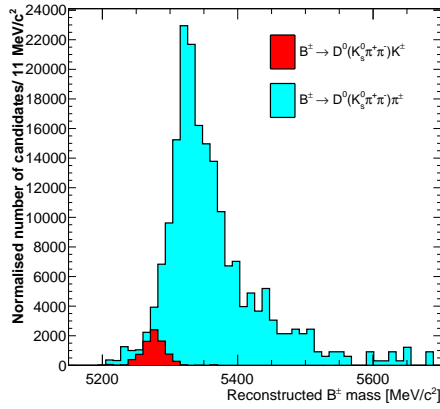
*2.1.2.  $B^\pm \rightarrow D(K_S^0\pi^+\pi^-)K^\pm$  decays with GGSZ (Dalitz) method* The GGSZ (Dalitz) method can be used in the case of three-body  $D \rightarrow K_S^0\pi^+\pi^-$  decay [11], where the  $\gamma$  sensitivity can be seen as a difference in the density of events over the resonance rich Dalitz plane of the D decay. The extraction of  $\gamma$  from the resonances can be made either with a unbinned isobar model approach, as used by the B-factories [12, 13], or a binned model independent method, where the bins are determined by the D strong phase,  $\delta_D$ . At the  $2 \text{ fb}^{-1}$  level LHCb can expect an annual signal yield of  $\sim 5,000$  events, with a dominant background estimated to be the combinatoric background of a real D reconstructed with a fake kaon from the underlying event (DK-random), at a background to signal ratio of  $B/S = 0.35 \pm 0.03$  [14], as shown in Figure 2.1.2. The second dominant background,  $B^\pm \rightarrow D(K_S^0\pi^+\pi^-)\pi^\pm$  (D $\pi$  background), where the pion is misidentified as a kaon is greatly reduced by the RICH PID information, to a  $B/S < 0.095$  at the 90% confidence level, see Figure 2.1.2. The expected  $\gamma$  sensitivity with  $2 \text{ fb}^{-1}$  of data and  $r_{B^\pm} = 0.1$  using the Belle and Babar Isobar model:  $\sigma_\gamma = 9.8^\circ$  with a  $\sim 7^\circ$  model error [15] and binned model independent:  $\sigma_\gamma = 12.8^\circ$  with a  $\sim (1-2)^\circ$  CLEO-c statistical error [16], where some sensitivity is lost in the binning, making the model dependent method the most sensitive for first data, while for  $> 2 \text{ fb}^{-1}$ , the binned model independent method will become the more sensitive method [17].

### 2.2. Time-dependent $B_s^0 \rightarrow D_s K$ and $B^0 \rightarrow D\pi$ decays

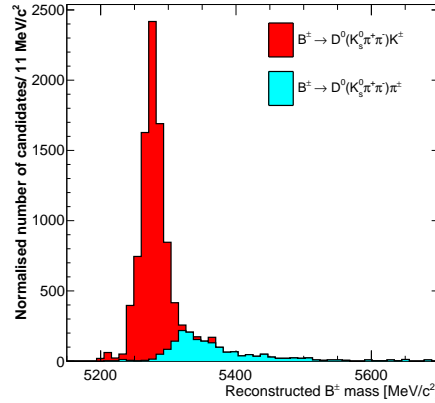
A time dependent  $\gamma$  and  $\phi_s$  ( $B_s^0$  mixing angle) extraction can be made from the flavour tagged  $B_s^0 \rightarrow D_s K$  decay, where CP-violation arises from the mixing and the high amplitude interference between the  $b \rightarrow cW$  and  $b \rightarrow uW$  trees. Using  $r_{B_s^0} \sim 0.4$  and assuming that  $\phi_s$  will be constrained by other LHCb measurements (e.g.  $B_s^0 \rightarrow J/\psi\phi$ ) gives a signal annual yield of



**Figure 1.** Signal and background B mass distributions for the  $B^\pm \rightarrow D(K_S^0 \pi^+ \pi^-) K^\pm$  decay, where DK-random and  $D\pi$  backgrounds are discussed in the text, the  $D^*$  background are events where a real D from a  $D^*$  is paired with a fake kaon from the same event, the DK-signal is where a real D that is reconstructed with a fake bachelor kaon from the same event.



(a)



(b)

**Figure 2.** Reconstructed B mass in the  $B^\pm \rightarrow DK^\pm$  hypothesis for  $B^\pm \rightarrow DK^\pm$  and  $B^\pm \rightarrow D\pi^\pm$  events, without RICH PID Figure 2(a) and with PID Figure 2(b).

$\sim 6,200$  events, with a  $B/S = 0.7$  [18] and  $\gamma$  sensitivity of  $\sigma_\gamma \approx 10.3^\circ(4.6^\circ)$  with 2 (10)  $\text{fb}^{-1}$  of data [19].

### 3. $\gamma$ from loop processes

#### 3.1. $B^0 \rightarrow \pi\pi$ and $B_s^0 \rightarrow KK$ decays

In the case of the  $B^0 \rightarrow \pi\pi$  and  $B_s^0 \rightarrow KK$  decays,  $\gamma$  sensitivity arises from the  $b \rightarrow uW$  tree diagrams, however the presence of loop diagrams in the interference can perturb the result. In these decays a fit is made to the time-dependent CP-asymmetry with four U-spin asymmetry observables, a direct and a mixing asymmetry from each decay mode [20]. Including a 20% U-spin asymmetry gives a  $\gamma$  sensitivity of  $\sigma_\gamma = 10^\circ(5^\circ)$  with 2 (10)  $\text{fb}^{-1}$  of data.

#### 3.2. $B^+ \rightarrow \pi^+\pi^-$ and $B^0 \rightarrow K_S^0 \pi^+\pi^-$ decays

A first study of the three-body decays of  $B^+ \rightarrow \pi^+\pi^-$  and  $B^0 \rightarrow K_S^0 \pi^+\pi^-$  has also been performed, where there are contributions from  $b \rightarrow uW$  tree diagram in the  $B^0$  decay, and two loop diagrams, from  $B^+$  and  $B^0$ ,  $b \rightarrow sW$ . The sensitivity to  $\gamma$  can be extracted via a two step Dalitz analysis, where the penguin contributions from the  $B^+ \rightarrow \pi^+\pi^-$  decay is first deduced from a Dalitz anisotropy of the CP-asymmetries and phase differences. This is followed by subtracting the penguin contribution, of the first step, from the Dalitz analysis of

$B^0 \rightarrow K_S^0 \pi^+ \pi^-$  to obtain the tree contribution and therefore a sensitivity to  $\gamma$ . The expected annual yield for the  $B^+$  and  $B^0$  decays are  $\sim 494,000$  and  $\sim 90,000$  events respectively, giving a  $\gamma$  sensitivity of  $\sigma_\gamma \sim 5^\circ$  with  $2 \text{ fb}^{-1}$  of data [21].

#### 4. Conclusions

LHCb has a rich  $\gamma$  measurement program, measuring  $\gamma$  from trees and loops with an aim to combine and disentangle new physics from the SM predictions. Measurements from tree diagrams to a few degrees will provide a “standard candle”  $\gamma$  measurement, with results from CLEO-c playing an important role in determining the parameters of the underlying D decay. Combining the studies so far from trees diagrams in a global fit show LHCb can expect a SM baseline  $\gamma$  sensitivity of  $\sigma_\gamma \sim (4 - 5)^\circ$  ( $2 - 3)^\circ$  for 2 (10)  $\text{fb}^{-1}$  of data, with the sensitivity contribution from each channel dependent on the  $B^0$  strong phase,  $\delta_{B^0}$ , as shown in Table 1. The estimations from loops processes gives  $\sigma_\gamma \sim 10^\circ$  ( $5^\circ$ ) at 2 (10)  $\text{fb}^{-1}$ , with promising first results of  $\sigma_\gamma \sim 5^\circ$  from the  $B \rightarrow hhh$  decays at  $2 \text{ fb}^{-1}$ .

**Table 1.** Contribution to global  $\gamma$  sensitivity from various tree diagram decay modes [10].

Decay	$\delta_{B^0} = 0^\circ$	$\delta_{B^0} = 45^\circ$
$B^\pm \rightarrow D(hh)K^\pm,$ $B^\pm \rightarrow D(K3\pi)K^\pm$	25%	38%
$B^\pm \rightarrow D(K_S^0 \pi^+ \pi^-)K^\pm$	12%	25%
$B^0 \rightarrow D(hh)K^{*0}$	44%	8%
$B_s^0 \rightarrow D_s K$	3%	5%

#### Acknowledgements

The author would like to thank the organisers of LLWI for this opportunity and the LHCb collaborators for their invaluable suggestions in the preparation of these proceedings.

#### References

- [1] Alves A A *et al.* (LHCb) 2008 *J. Inst. A* **3** S08005
- [2] Voss H (LHCb) 2009 *LHCb commissioning and readiness for first data* (Proc. for LLWI '09)
- [3] Charles J *et al.* (CKMfitter) 2005 *Eur. Phys. J. C* **41** 1–131 (Preprint <http://ckmfitter.in2p3.fr>)
- [4] Atwood D, Dunietz I and Soni A 1997 *Phys. Rev. Lett.* **78** 3257
- [5] Atwood D, Dunietz I and Soni A 2001 *Phys. Rev. D* **63** 036005
- [6] Gronau M and London D 1991 *Phys. Lett. B* **258** 283
- [7] Gronau M and Wyler D 2001 *Phys. Lett. B* **265** 172
- [8] Rosner D M *et al.* (CLEO) 2008 *Phys. Rev. Lett.* **100** 221801
- [9] Asner D M *et al.* (CLEO) 2008 *Phys. Rev. D* **78** 012001
- [10] Akiba K *et al.* 2008 *LHCb public note* LHCb–2008–031
- [11] Giri A, Grossman Y, Soffer A and Zupan J 2003 *Phys. Rev. D* **68** 054018
- [12] Abe K *et al.* (Belle) 1999 Updated measurement of  $\phi_3$  with a dalitz plot analysis of  $B^2 \rightarrow D^* K^+$  decay (Preprint [arXiv:0803.3375v1](http://arxiv.org/abs/0803.3375v1) [[hep-ex](http://arxiv.org/abs/0803.3375v1)])
- [13] Aubert B *et al.* (BaBar) 2005 *Phys. Rev. Lett.* **95** 121802
- [14] Gibson V, Lazzeroni C and Li Y Y 2008 *LHCb public note* LHCb–2008–028
- [15] Gibson V, Lazzeroni C and Libby J 2007 *LHCb public note* LHCb–2007–048
- [16] Libby J 2007 *LHCb public note* LHCb–2007–141
- [17] Thomas C (CLEO-c) 2009 *The crucial role of CLEO-c data in the measurement of  $\gamma$*  (Proc. for LLWI '09)
- [18] Borel J, Nicolas L, Schneider O and Hunen J V 2007 *LHCb public note* LHCb–2007–017
- [19] Cohen S, Merk E and Rodrigues E 2007 *LHCb public note* LHCb–2007–041
- [20] Fleischer R 1999 *Phys. Lett. B* **459**(1-3) 306–320
- [21] Guerrer G 2008  $\gamma$  from  $B \rightarrow hhh$  at LHCb (Preprint *5th Workshop on the CKM Unitary Triangle*)