

Ganga: a tool for computational-task management and easy access to Grid resources

J.T. Mościcki^{f,*}, F. Brochu^a, J. Ebke^c U. Egede^b,
J. Elmsheuser^c, K. Harrison^a, R.W.L. Jones^d, H.C. Lee,^{e,1}
D. Liko^f, A. Maier^f, A. Muraru^f, G.N. Patrick^g, K. Pajchel^j,
W. Reece^b, B.H. Samset^j, M.W. Slaterⁱ, A. Soroko^h,
C.L. Tanⁱ, D.C. Vanderster^f M. Williams^b

^a*University of Cambridge, Cambridge, United Kingdom*

^b*Imperial College London, London, United Kingdom*

^c*Ludwig-Maximilians-Universität, Munich, Germany*

^d*Lancaster University, Lancaster, United Kingdom*

^e*NIKHEF, Amsterdam, The Netherlands*

^f*CERN, Geneva, Switzerland*

^g*STFC Rutherford Appleton Laboratory, Didcot, United Kingdom*

^h*University of Oxford, Oxford, United Kingdom*

ⁱ*University of Birmingham, Birmingham, United Kingdom*

^j*University of Oslo, Oslo, Norway*

Abstract

In this paper, we present the computational task-management tool GANGA, which allows for the specification, submission, bookkeeping and post-processing of computational tasks on a wide set of distributed resources. GANGA has been developed to solve a problem increasingly common in scientific projects, which is that researchers must regularly switch between different processing systems, each with its own command set, to complete their computational tasks. GANGA provides a homogeneous environment for processing data on heterogeneous resources. We give examples from High Energy Physics, demonstrating how an analysis can be developed on a local system and then transparently moved to a Grid system for processing of all available data. GANGA has an API that can be used via an interactive interface, in scripts, or through a GUI. Specific knowledge about types of tasks or computational resources is provided at run-time through a plugin system, making new developments easy to integrate. We give an overview of the GANGA architecture, give examples of current use, and demonstrate how GANGA can be used in many different areas of science.

1 Introduction

Scientific communities are using a growing number of distributed systems, from local batch systems and community-specific services to generic, global Grid infrastructures. Users may debug applications using a desktop computer, then perform small-scale application testing using local resources and finally run at full-scale using globally distributed Grids. Sometimes new resources are made available to the users through systems previously unknown to them, and significant effort may be required to gain familiarity with these systems interfaces and idiosyncracies . The time cost of mastering application configuration, tracking of computational tasks, archival and access to the results is prohibitive for the end-users if they are not supported by appropriate tools.

GANGA is an easy-to-use frontend for the configuration, execution, and management of computational tasks. The implementation uses an object-oriented design in PYTHON [1]. It started as a project to serve as a Grid user interface for data analysis within the ATLAS [3] and LHC***b*** [4] experiments in High Energy Physics where large communities of physicists need access to Grid resources for data mining and simulation tasks. A list of projects which supported the development of GANGA may be found in section 10.

GANGA provides a simple but flexible programming interface that can be used either interactively at the PYTHON prompt, through a Graphical User Interface (GUI) or programmatically in scripts. The concept of a *job* component is essential as it contains the full description of a computational task, including: the code to execute; input data for processing; data produced by the application; the specification of the required processing environment; post-processing tasks; and metadata for bookkeeping. The purpose of GANGA can then be seen as making it easy for a user to create, submit and monitor the progress of jobs. GANGA keeps track of all jobs and their status through a repository that archives all information between independent GANGA sessions. It is possible to switch between executing a job on a local computer and executing on the Grid by changing a single parameter of a job object. This simplifies the

* Corresponding author

Email address: jakub.moscicki@cern.ch (J.T. Mościcki).

¹ On leave from University of Insbruck, Austria.

31 progression from rapid prototyping on a local computer, to small-scale tests
32 on a local batch system, to the analysis of a large dataset using Grid resources.

33 In GANGA, the user has programmatic access through an Application Pro-
34 gramming Interface (API), and has access to applications locally for quick
35 turnaround during development.

36 GANGA is a user- and application-oriented layer above existing job submission
37 and management technologies, such as Globus [5], Condor [6], Unicore [7] or
38 gLite [8]. Rather than replacing the existing technologies, GANGA allows them
39 to be used interchangeably, using a common interface as the interoperability
40 layer.

41 It is possible to make GANGA available to a user community with a high
42 level of customisation. For example, an expert within a field can implement a
43 custom application class describing the specific computational task. The class
44 will encapsulate all low-level setup of the application, which is always the
45 same, and only expose a few parameters for configuration of a particular task.
46 The plugin system provided in GANGA means that this expert customisation
47 will be integrated seamlessly with the core of GANGA at runtime, and can be
48 used by an end-user to process tasks in a way that requires little knowledge
49 about the interfaces of Grid or batch systems. Issues such as differences in data
50 access between jobs executing locally and on the Grid are similarly hidden.

51 GANGA may be used as a job management system integrated into a larger
52 system. In this case GANGA acts as a library for job submission and control.
53 In particular, GANGA may be used as a building block for the implementation
54 of Grid Portals which allow users access to Grid functionality through their
55 web browsers in a simplified way. These portals are normally domain specific
56 and allow users of a distributed application to run it on the Grid without
57 needing to know much about Grid tools.

58 GANGA is licensed under the GNU General Public License² and is available for
59 download from the project website: <http://www.cern.ch/ganga>. The instal-
60 lation of GANGA is trivial and does not require privileged access or any server
61 configuration. The GANGA installer script provides a self-contained package
62 and most of the external dependencies are resolved automatically. However,
63 GANGA generally does not attempt to install Grid or batch submission tools
64 or the application software³. Typically such software is installed and managed
65 separately by system administrators. Simple configuration files allow customi-

² GANGA is licensed under GPL version 2 or, if preferred by the user, any later version. Details of the GPL are available at <http://www.gnu.org/licenses/gpl.html>.

³ Some external dependencies, such as NorduGrid submission tools, are automatically installed.

66 sation and configuration of GANGA at the level of site, workgroup and user.

67 Between January 2007 and December 2008 GANGA was used at 150 sites
68 around the world, with 2000 unique users running about 250k GANGA ses-
69 sions⁴.

70 In this paper, we describe in section 2 the overall functionality, in section 3
71 details of the implementation, and in section 4 how the progress of jobs is
72 monitored. Section 5 gives an overview of the Graphical User Interface. In
73 sections 6 and 7 we discuss how GANGA is customised for specific user commu-
74 nities. Interfacing and embedding GANGA in other frameworks is presented in
75 section 8. In appendix A we provide some examples of how the API in GANGA
76 can be used.

77 **2 Functionality**

78 GANGA is a user-centric tool that allows easy interaction with heterogeneous
79 computational environments, configuration of the applications and coherent
80 organisation of jobs. GANGA functionality may be accessed by a user through
81 any of several interfaces: a text-based command line in PYTHON, a file-based
82 scripting interface and a graphical user interface (GUI). This reflects the differ-
83 ent working styles in different user communities, and addresses various usage
84 scenarios such as using the GUI for training new users, the command line to
85 exploit advanced use-cases, and scripting for automation of repetitive tasks.
86 For GANGA sessions the current usage fractions are 55%, 40% and 5% respec-
87 tively for interactive prompt, scripts and GUI. As shown in Fig. 1, the three
88 user interfaces are built on top of the GANGA Public Interface (GPI) which
89 in turn provides access to the GANGA core implementation.

90 A job in GANGA is constructed from a set of components. All jobs are required
91 to have an application component and a backend component, which define
92 respectively the software to be run and the processing system to be used.
93 Many jobs also have input and output dataset components, specifying data
94 to be read and produced. Finally, computationally intensive jobs may have a
95 splitter component, which provides a mechanism for dividing into independent
96 subjobs, and a merger component, which allows for the aggregation of subjob
97 outputs. The overall component structure of a job is illustrated in Fig. 2.

98 By default, the GPI exposes a simplified, top-level view suitable for most
99 users in their everyday work, but at the same time allows for the details of

⁴ The usage information was collected from a voluntary usage reporting system implemented in GANGA.

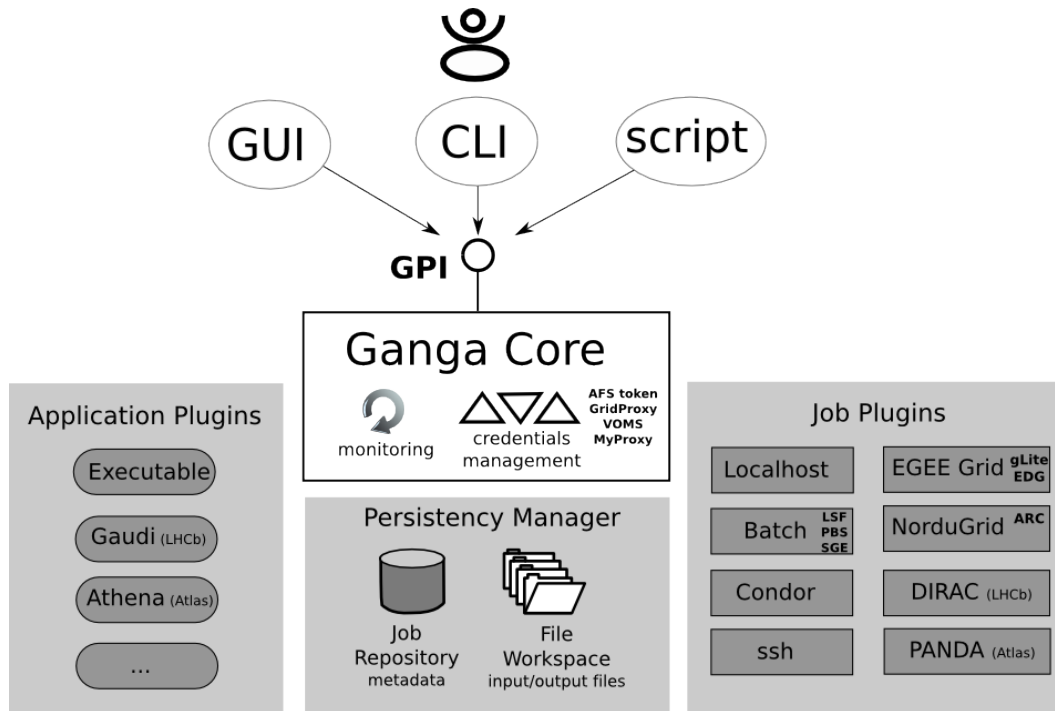


Fig. 1. The overall architecture of GANGA. The user interacts with the GANGA Public Interface (GPI) via the Graphical User Interface (GUI), the Command-Line Interface in Python (CLIP), or scripts. Plugins are provided for different application types and backends. All jobs are stored in the repository.

100 underlying systems to be exposed if needed. An example interactive GANGA
 101 session using the GPI is given in Appendix A.

102 GANGA prevents modification by the user of a submitted job. However, a copy
 103 of the job may easily be created and the copy can be modified. GANGA mon-
 104 itors the evolution of submitted jobs and categorises them into the simplified
 105 states *submitted*, *running*, *completed*, *failed* or *killed*.

106 All job objects are stored in a job repository database, and the input and
 107 output files associated with the jobs are stored in a file workspace. Both the
 108 repository and the workspace may be in a local filesystem or on a remote
 109 server.

110 A large computational task may be split into a number of subjobs automati-
 111 cally according to user-defined criteria and the output merged at a later stage.
 112 Each subjob will execute on its own and the merging of the output will take
 113 place when all have finalised. The submission of subjobs is automatically op-
 114 timised if the backend component supports bulk job submission. For exam-
 115 ple, when submitting to the gLite workload management system [8] the job
 116 collection mechanism is used transparently to the user. Job splitting func-
 117 tionality provides a flat list of subjobs suitable for parallel processing of fully
 118 independent workloads. However, certain backends allow users to make use of

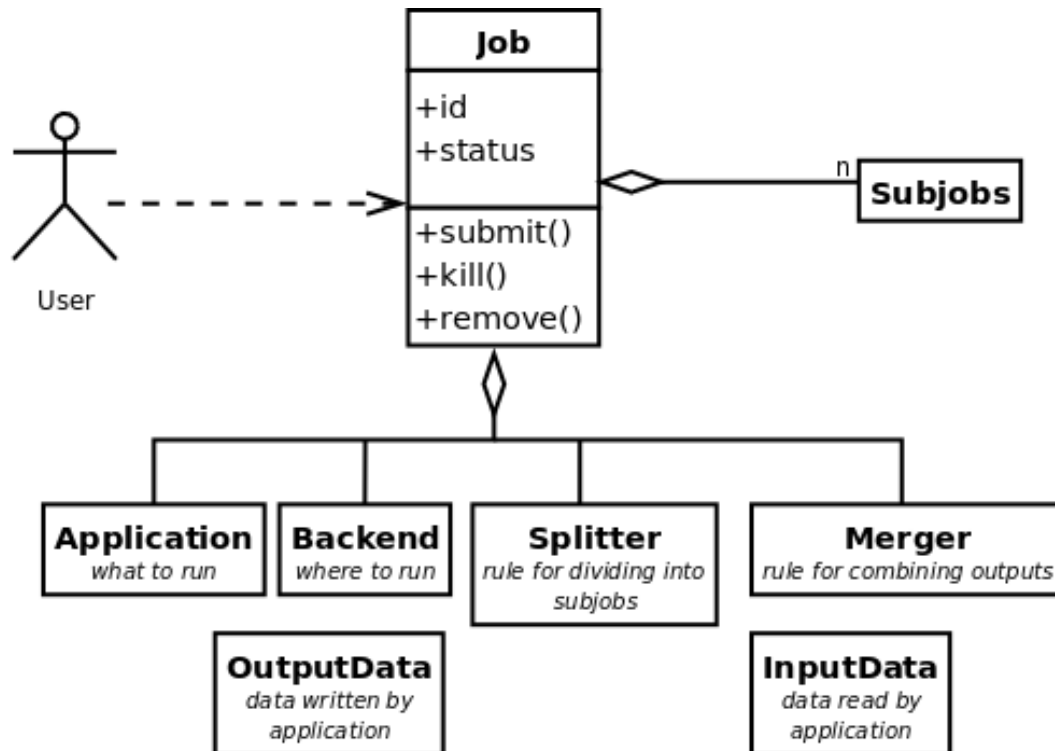


Fig. 2. A set of components in GANGA can be combined to form a complete job. The application to run and the backend where it will run are mandatory while all other components are optional.

119 more-sophisticated parallelisation schemes, for example the Message Passing
 120 Interface (MPI) [8]. In this case, Ganga may be used to manage collections of
 121 subjobs corresponding to MPI processes.

122 The GPI allows frequently used job configurations to be stored as `templates`,
 123 so that they may easily be reused, and allows jobs to be labelled and organised
 124 in a hierarchical `jobtree`.

125 GANGA has built-in support for handling user credentials, including classic
 126 Grid proxies, proxies with extensions for a Virtual Organisation Management
 127 Service (VOMS) [12], and Kerberos [13] tokens for access to an Andrew filesys-
 128 tem (AFS) [14]. A user may renew and destroy the credentials directly using
 129 the GPI. GANGA gives an early warning to a user if the credentials are about
 130 to expire. The minimum credential validity and other aspects of the credential
 131 management are fully configurable.

132 GANGA supports multiple security models. For local and batch backends, the
 133 authentication and authorisation of the users is based on the local security
 134 infrastructure including user name and network authentication protocols such
 135 as Kerberos. Grid security infrastructure (GSI) [15] provides for security across
 136 organizational boundaries for the Grid backends. Different security models are
 137 encapsulated in pluggable components, which may be simultaneously used in

138 the same GANGA session.

139 A `Robot` has been implemented for repetitive use-cases. It is a GPI script that
140 periodically executes a series of actions in the context of a GANGA session.
141 These actions are defined by implementations of an action interface. Without
142 programming, the driver can be configured using existing action implementa-
143 tions to submit saved jobs, wait for the jobs to complete, extract data about
144 the jobs to an XML file, generate plain text or HTML summary reports, and
145 email the reports to interested parties. Custom actions can easily be added by
146 either extending or aggregating the existing implementations or implement-
147 ing the action interface directly, allowing for a diverse variety of repetitive
148 use-cases. An example is given in section 6.1.

149 Details of the different kinds of GANGA component are given below, along
150 with generic examples. More specialised components, designed for a particular
151 problem domain, are considered in sections 6 and 7.

152 *2.1 Application components*

153 The application component describes the type of computational task to be
154 performed. It allows the characteristics and settings of some piece of software
155 to be defined, and provides methods specifying actions to be taken before and
156 after a job is processed. The pre-processing (configuration) step typically in-
157 volves examination of the application properties, and may derive secondary
158 information. For example, intermediate configuration files for the application
159 may be created automatically. The post-processing step can be useful for val-
160 idation tasks such as determining the validity of the application output.

161 The simplest application component (`Executable`) has three properties:

162 `exe` : the path to an executable binary or script;
163 `args`: a list of arguments to be passed to the executable;
164 `env` : a dictionary of environment variables and the values they should be
165 assigned before the executable is run.

166 The configuration method carries out integrity checks – for example ensuring
167 that a value has been assigned to the `exe` property.

168 *2.2 Backend components*

169 A backend component contains parameters describing the behaviour of a pro-
170 cessing system. The list of parameters can vary significantly from one system

171 to another, but can include, for example, a queue name, a list of requested
172 sites, the minimum memory needed and the processing time required. In ad-
173 dition, some parameters hold information that the system reports back to the
174 user, for example the system-specific job identifier and status, and the machine
175 where a job executed.

176 A backend component provides methods for submitting jobs, and for can-
177 celling jobs after submission, when this is needed. It also provides methods for
178 updating information on job status, for retrieving output of completed jobs
179 and for examining files produced while a job is running.

180 Backend components have been implemented for a range of widely used pro-
181 cessing systems, including: local host, batch systems (Portable Batch System
182 (PBS) [16], Load Sharing Facility (LSF) [17], Sun Grid Engine (SGE) [18],
183 and Condor [19]), and Grid systems, for example based on gLite [8], ARC [20]
184 and OSG [21]. Remote backend component allows jobs to be launched directly
185 on remote machines using ssh.

186 As an example, the batch backend component defines a single property that
187 may be set by the user:

188 **queue** : name of queue to which job should be submitted, the system
189 default queue being used if this left unspecified,

190 and defines three properties for storing system information:

191 **id** : job identifier;
192 **status** : status as reported by batch system;
193 **actualqueue**: name of queue to which job has been submitted.

194 In addition, a remote-backend component allows a job defined in a GANGA
195 session running on one machine to be submitted to a processing system known
196 to a remote machine to which the user has access. For example, a user who
197 has accounts on two clusters may submit jobs to the batch system of each
198 from a single machine.

199 *2.3 Dataset components*

200 Dataset components generally define properties that uniquely identify a partic-
201 ular collection of data, and provide methods for obtaining information about
202 it, for example its location and size. The details of how data collections are
203 described can vary significantly from one problem domain to another, and the
204 only generic dataset component in GANGA represents a null (empty) dataset.
205 Other dataset components are specialised for use with a particular application,

206 and so are discussed later.

207 A strict distinction is made between the datasets and the sandbox (job) files.
208 The former are the files or databases which are stored externally. The sandbox
209 consists of files which are transferred from the user's filesystem together with
210 the job. The sandbox mechanism is designed to handle small files (typically
211 up to 10MB) while the datasets may be arbitrarily large.

212 *2.4 Splitter components*

213 Splitter components allow the user to specify the number of subjobs to be
214 created, and the way in which subjobs differ from one another. As an example,
215 one splitter component (**ArgSplitter**) deals with executing the same task
216 many times over, but changing the arguments of the application executable
217 each time. It defines a single property:

218 **args:** list of sets of arguments to be passed to an application.

219 Specialised splitters deal with creating subjobs that process different parts of
220 a dataset.

221 *2.5 Merger components*

222 Merger components deal with combining the output of subjobs. Typical out-
223 put includes files containing data in a particular format, for example text
224 strings or data representing histograms. As examples, one merger component
225 (**TextMerger**) concatenates the files of standard output and error returned
226 by a set of subjobs, and another (**RootMerger**) sums histograms produced
227 in ROOT format [22]. Merging may be automatically performed in the back-
228 ground when GANGA retrieves the job output or it may be controlled manually
229 by the user.

230 **3 Implementation**

231 In this section we provide details of the actual implementation of some of the
232 most important parts of GANGA.

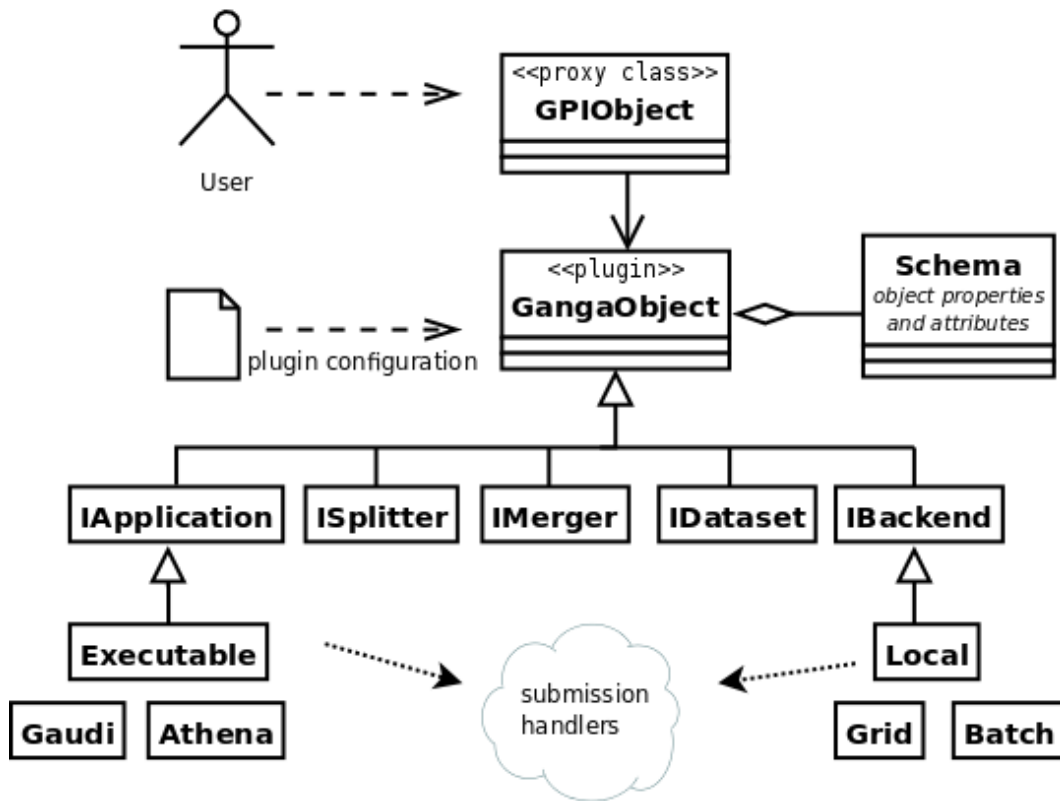


Fig. 3. A component class implements one of the abstract interfaces corresponding to the different parts of a job.

233 3.1 Components

234 Job components are implemented as plugin classes, imported by GANGLA at
 235 start-up if enabled in a user configuration file. This means that users only see
 236 the components relevant to their specific area of work. Plugins developed and
 237 maintained by the GANGLA team are included in the main GANGLA distribution
 238 and are upgraded automatically when a user installs a newer GANGLA version.
 239 Currently, the list includes around 15 generic plugins and around 20 plugins
 240 specific to ATLAS and LHCb. Plugins specific to other user communities need
 241 to be installed separately but could easily be integrated into the main GANGLA
 242 distribution.

243 Plugin development is simplified by having a set of internal interfaces and a
 244 mechanism for generating proxy classes [23]. Component classes inherit from
 245 an interface class, as seen in Fig. 3. Each plugin class defines a schema, which
 246 describes the plugin attributes, specifying type (read-only, read-write, internal),
 247 visibility, associated user-convenience filters and syntax shortcuts.

248 The user does not interact with the plugin class directly but rather with an
 249 automatically generated proxy class, visible in the GPI. The proxy class only

250 includes attributes defined as visible in the schema and methods selected for
251 export in the plugin class. This separation of the plugin and proxy levels is very
252 flexible. At the GPI level, the plugin implementation details are not visible;
253 all proxy classes follow the same design logic (for example, copy-by-value);
254 persistence is automatic, session-level locking is transparent. In this way the
255 low-level, internal API is separated from the user-level GPI.

256 The framework does not force developers to support all combinations of appli-
257 cations and backends, but only the ones that are meaningful or interesting. To
258 manage this, the concept of a *submission handler* is introduced. The submis-
259 sion handler is a connector between the application and backend components.
260 At submission time, it translates the internal representation of the application
261 into a representation accepted by a specific backend. This strategy allows in-
262 tegration of inherently different backends and applications without forcing a
263 lowest-common-denominator interface.

264 Most of the plugins interact with the underlying backends using shell com-
265 mands. This down-to-earth approach is particularly useful for encapsulating
266 the environments of different subsystems and avoiding environment clashes.
267 In verbose mode, GANGA prints each command executed so that a user may
268 reproduce the commands externally if needed. Higher-level abstractions such
269 as JSDL [24], OGSA-BES [25] or SAGA API [26] are not currently used, but
270 specific backends that support these standards could readily be added.

271 3.2 *Job persistence*

272 The *job repository* provides job persistence in a simple database, so that any
273 subsequent GANGA session has access to all previously defined jobs. Once a job
274 is defined in a GANGA session it is automatically saved in the database. The
275 repository provides a bookkeeping system that can be used to select particular
276 jobs according to job metadata. The metadata includes such parameters as
277 job name, type of application, type of submission backend, and job status. It
278 can readily be extended as required.

279 GANGA supports both a local and a remote repository. In the case of the
280 former, the database is stored in the local file system, providing a standalone
281 solution. In the case of the latter, the client accesses an AMGA [28] metadata
282 server. The remote server supports secure connections with user authentication
283 and authorisation based on Grid certificates. Performance tests of both the
284 local and remote repositories show good scalability for up to 10 thousand
285 jobs per user, with the average time of individual job creation being about
286 0.2 seconds. There is scope for further optimisation in this area by taking
287 advantage of bulk operations and job loading on demand.

288 The job repository also includes a mechanism to support schema migration,
289 allowing for evolution in the schema of plugin components.

290 *3.3 Input and output files*

291 GANGA stores job input and output files in a *job workspace*. The current
292 implementation uses the local file system, and has a simple interface that
293 allows transparent access to job files within the GANGA framework. These
294 files are stored for each job in a separate directory, with sub-directories for
295 input and output and for each subjob.

296 Users may access the job files directly in the file-system or using GANGA
297 commands such as `job.peek()`. Internally, GANGA handles the input and
298 output files using a simple abstraction layer which allows for trivial integra-
299 tion of additional workspace implementations. Tests with a prototype using a
300 WebDav [30] server have shown that all workspace data related to a job can
301 be accessed from different locations. In this case, a workspace cache remains
302 available on the local file system.

303 The combination of a remote workspace and a remote job repository effectively
304 creates a roaming profile, where the same GANGA session can be accessed at
305 multiple locations, similar to the situation for accessing e-mail messages on an
306 IMAP [31] server.

307 **4 Monitoring**

308 GANGA provides two types of monitoring: the internal monitoring updates
309 the user with information on the progress of jobs, and the external monitoring
310 deals with information from third-party services.

311 *4.1 Internal monitoring*

312 GANGA automatically keeps track of changes in job status, using a monitoring
313 procedure designed to cope with varying backend response times and load
314 capabilities. As seen in Fig. 4, each backend is polled in a different thread
315 taken from a pool, and there is an efficient mechanism to avoid deadlocks
316 from backends that respond slowly. The poll rate may be set separately for
317 each backend.

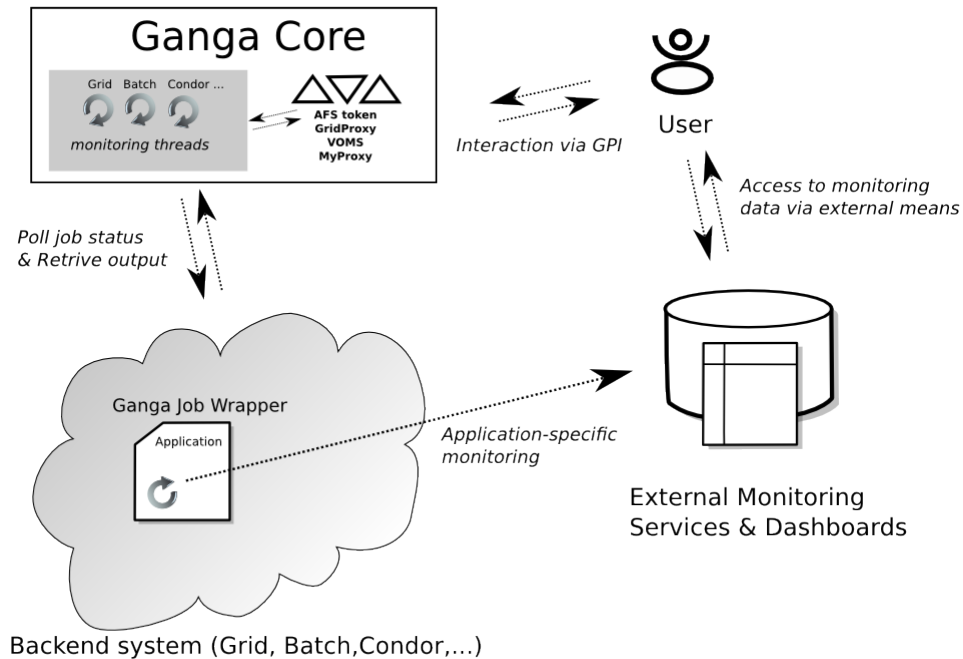


Fig. 4. The internal monitoring updates the status of jobs using a pool of threads running in the GANGA core. Additional monitoring thread runs in a job wrapper and sends the monitoring information to external services.

318 The monitoring sub-system also keeps track of the remaining validity of au-
 319 thentication credentials, such as Grid proxies and Kerberos tokens. The user
 320 is notified that renewal is required, and if no action is taken then GANGA is
 321 placed in a state where operations requiring valid credentials are disabled.

322 4.2 External Monitoring

323 GANGA's external monitoring provides a mechanism for dynamically adding
 324 third-party monitoring sensors, to allow reporting of different metrics for run-
 325 ning jobs.

326 The monitoring sensors can be inserted both on the client side - where GANGA
 327 runs - and on the remote environment (worker node) where the application
 328 runs, allowing the user to follow the entire execution flow. Monitoring events
 329 are generated at job submission time, at startup, periodically during execution,
 330 and at completion.

331 Individual application and backend components in GANGA can be configured
 332 to use different monitoring sensors, allowing collection of both generic execu-
 333 tion information and application-specific data.

334 Use is currently made of two implementations of external monitoring sensors.
 335 One is the ATLAS Dashboard application monitoring [32]. Another is a custom
 336 service that allows the GANGA user to examine job output in real-time on the
 337 Grid. This streaming service is not enabled by default, but must be set up
 338 for each user community separately, and may then be requested by a user for
 339 specific jobs.

340 5 Graphical User Interface

341 The GANGA Graphical User Interface (GUI), shown in Fig. 5 and built us-
 342 ing PyQt3 [33], makes available all of the job-management functionality pro-
 343 vided at the level of the GANGA Public Interface. The GUI incorporates vari-
 344 ous convenience features, and its multi-threaded nature results in a degree of
 345 parallelism not possible at the command line: job monitoring and most job-
 346 management actions run concurrently, ensuring a good response time for the
 347 user.

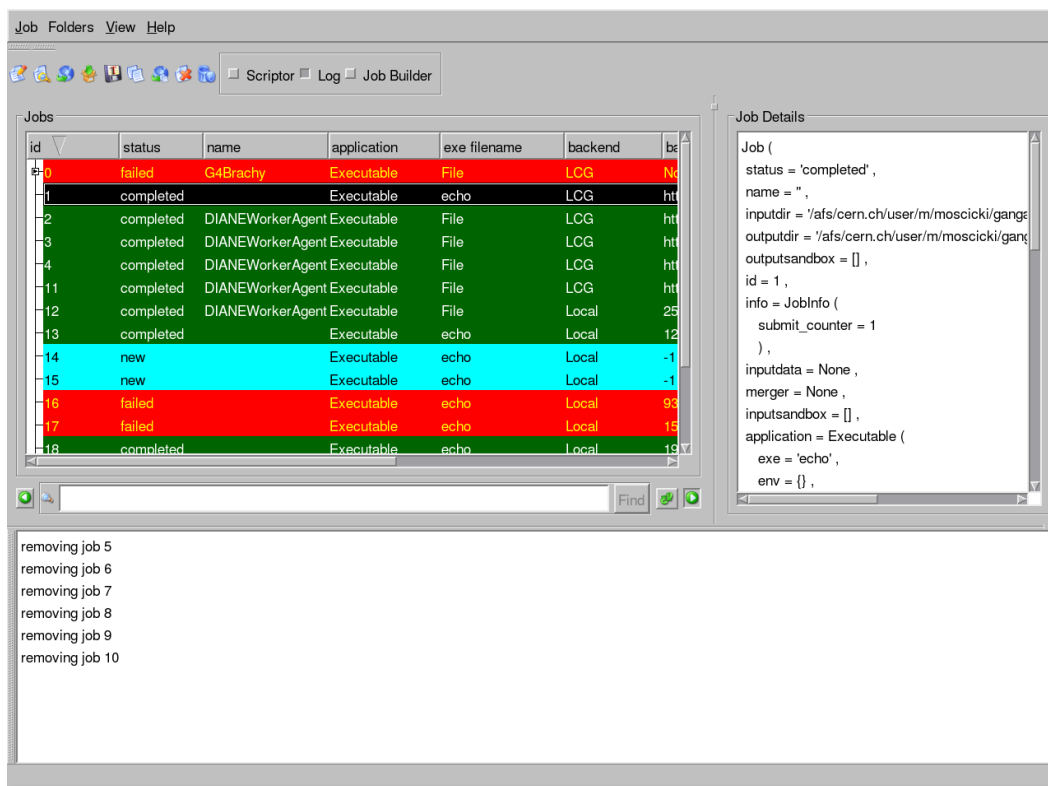


Fig. 5. GANGA graphical user interface (GUI). The overview of jobs can be seen to the left, and the details of an individual job are to the right.

348 The job monitoring window takes centre stage, with job status and other
 349 monitored attributes displayed in table format. Other features include sub-
 350 job monitoring, subjob folding/hiding, a job-details display drawer, a logical-

351 collections drawer, and a text-based job-search facility. Many characteristics of
352 the monitoring window can be customised, allowing, for example, selection of
353 the job attributes to be monitored, and of the colours used to denote different
354 job states.

355 The construction of a job, entailing selection of the required plugins and the
356 entry of attribute values, is achieved from a job-builder window. This displays
357 a foldable tree of job attributes, and associated data-entry widgets. The tree
358 and widgets are generated dynamically based on plugin schemas, ensuring
359 that the GUI automatically supports user-defined plugins without any change
360 being needed to the GUI code. To assist with data entry, drop-down menus list
361 allowed values, wherever these are defined; and tool tips provide explanations
362 of individual job attributes. The job-builder window also features tool buttons
363 for performing a wide range of job-related actions, including creation, saving,
364 copying, submission, termination and removal. Finally, a multifunction **Extras**
365 tool button provides access to arbitrary additional functionality implemented
366 in the plugins.

367 The GUI also has a scriptor window, providing a favourite-scripts collection,
368 a job-script editor and an embedded PYTHON session. The favourite-scripts
369 collection allows frequently used GANGA scripts to be created, imported, ex-
370 ported and cloned; the job-script editor facilitates quick modification and ex-
371 ecution of scripts; and the embedded PYTHON session allows interactive use
372 of GANGA commands.

373 Finally, a scrollable log window collects and displays all messages generated
374 by GANGA.

375 **6 Use in experiments at the Large Hadron Collider**

376 The ATLAS and LHC*b* experiments aim to make discoveries about the fun-
377 damental nature of the Universe by detecting new particles at high energies,
378 and by performing high-precision measurements of particle decays. The ex-
379 periments are located at the Large Hadron Collider (LHC) at the European
380 Laboratory for Particle Physics (CERN), Geneva, with first particle colli-
381 sions (events) expected in 2009. Both experiments require processing of data
382 volumes of the order of petabytes per year, rely on computing resources dis-
383 tributed across multiple locations, and exploit several Grid implementations.
384 The data-processing applications, including simulation, reconstruction and fi-
385 nal analysis for the experiments, are based on the C++ GAUDI/ATHENA [34]
386 framework. This provides core services, such as message logging, data access,
387 histogramming, and a run-time configuration system.

388 The data from the experiments will be distributed at computing facilities
389 around the world. Users performing data analysis need an on-demand access
390 mechanism to allow rapid pre-filtering of data based on certain selection cri-
391 teria so as to identify data of specific interest.

392 The role of GANGA within ATLAS and LHC*b* is to act as the interface for
393 data analysis by a large number of individual physicists. GANGA also allows
394 for the easy exchange of jobs between users, something that can otherwise be
395 difficult because of the complex configuration of analysis jobs.

396 6.1 *The LHC*b* experiment*

397 The LHC*b* experiment is dedicated to studying the properties of *B* mesons
398 (particles containing the *b* quark) and in this section we describe the way in
399 which GANGA interacts with the application and backend plugins specific to
400 LHC*b*.

401 In a typical analysis, users supply their own shared libraries, containing user-
402 written classes, and these are loaded at run-time. The LHC*b* applications are
403 driven by a configuration file, which includes definitions of the libraries to
404 load, non-default values for object parameters, the input data to be read, and
405 the output to be created.

406 GANGA includes an application component for GAUDI-based applications to
407 simplify the task of performing an analysis. During the configuration stage,
408 and before job submission, the application component undertakes the following
409 tasks:

- 410 • it locally sets up the environment for the chosen application;
- 411 • it determines the user-owned shared libraries required to run the job;
- 412 • it parses the configuration file supplied, including all its dependencies;
- 413 • it uses information obtained from the configuration file to determine the
414 input data required and the outputs expected;
- 415 • it registers the inputs and outputs with the submission backend.

416 The user, then, only needs to specify the name and version of the application
417 to run, and the configuration file to be used.

418 Code under development by a user may contain bugs that cause runtime errors
419 during job execution. The transparent switching between processing systems
420 when using GANGA means that debugging can be performed locally, with
421 quick response time, before launching a large-scale analysis on the Grid, where
422 response times tend to be longer.

423 Some studies in *LHCb*, rather than being based on GAUDI, are performed using
424 the ROOFIT [37] framework, most notably studies that make use of simplified
425 event simulations. Jobs for these studies require large amounts of processing
426 power, but do not require input data and produce only small amounts of
427 output. This makes them very easy to deploy on the Grid, with support in
428 GANGA provided by a generic ROOT [22] application component.

429 In the *LHCb* computing model [29], Grid jobs are routed through the DIRAC [35]
430 workload management system (WMS). DIRAC is a pilot-based system where
431 user jobs are queued in the WMS server and the server submits generic pi-
432 lot scripts to the Grid. Each pilot queries the WMS for a job with resource
433 requirements satisfied by the machine where the pilot script is running. If a
434 compatible job is available, it is pulled from the WMS and started. Otherwise,
435 the pilot terminates and the WMS sends a new pilot to the Grid. This system
436 improves the reliability of the Grid system as seen by the user. GANGA pro-
437 vides a DIRAC backend component that supports submission of jobs to the
438 DIRAC WMS, making use internally of DIRAC's PYTHON API [36].

439 A *splitter* component implemented specifically for *LHCb* is able to divide the
440 analysis of a large dataset into many smaller subjobs. During the splitting, a
441 file catalogue is queried to ensure that all data associated with an individual
442 subjob is available in its entirety at a minimum of one location on the Grid.
443 This gives significant optimisation, as it avoids subjobs having to copy data
444 across the network before an analysis can start.

445 In total, above 300k user jobs finished successfully in 2008 with a total CPU
446 consumption of 87 CPU years. The jobs ran at a total of 140 Grid sites across
447 the globe. The system was responsive to a highly irregular usage pattern and
448 spikes of several thousand simultaneous jobs were observed during the year.
449 This usage is expected to rise dramatically after the start of the *LHCb* data
450 taking.

451 The *Robot* in GANGA is used within *LHCb* for *end-to-end* testing of the dis-
452 tributed analysis model. It submits a representative set of analysis jobs on
453 a daily basis, monitors their progress, and checks the results produced. The
454 overall success rate and the time to obtain the results is recorded and pub-
455 lished on the web. The *Robot* monitors this information, producing statistics
456 on the long-term system performance.

457 6.2 The ATLAS experiment

458 ATLAS is a general-purpose experiment, designed to allow observation of new
459 phenomena in high-energy proton-proton collisions.

460 The distributed analysis model is part of the ATLAS computing model [38]
461 which requires that data are distributed at various computing sites, and user
462 jobs are sent to the data.

463 An ATLAS analysis job typically consists of a PYTHON or shell script that
464 configures and runs user algorithms in the ATHENA framework [38], reads and
465 writes event files, and fills histograms/n-tuples. More-interactive analysis may
466 be performed on large datasets stored as n-tuples.

467 There are several scenarios relevant for a user analysis. Some analyses require
468 a fast response time and a high level of user interaction, for which the parallel
469 ROOT facility PROOF [41] is well suited. Other analyses require a low level
470 of user interaction, with long response times acceptable, and in these cases
471 GANGA and Grid processing are ideal.

472 Analysis jobs can produce large amounts of data, which may initially be stored
473 at a single Grid site, and may subsequently need to be transferred to other
474 machines. This is supported in ATLAS by the Distributed Data Management
475 system DQ2 [39]. This provides a set of services for moving data between
476 Grid-enabled computing facilities, and maintains a series of databases that
477 track the data movements. The vast amounts of data involved are grouped
478 into datasets, based on various criteria, for example physics characteristics, to
479 make queries and retrievals more efficient.

480 *6.2.1 ATLAS Grid infrastructures*

481 The ATLAS experiment employs three Grid infrastructures for user analysis
482 and for collaboration-wide event simulation and reconstruction. These are the
483 Grid developed in the context of Enabling Grids for e-Science (EGEE, mainly
484 Europe) [42], accessed using gLite middleware [8], the Open Science Grid
485 (OSG, mainly North America) [21], accessed using the PanDA system [40],
486 and NorduGrid (mainly Nordic countries) [43], accessed using the ARC mid-
487 dleware [20]. GANGA seamlessly submits jobs to all three Grid flavours.

488 *6.2.2 ATLAS user analysis*

489 A typical ATLAS user analysis consists of an event-selection algorithm devel-
490 oped in the Athena framework. Large amounts of data are filtered to identify
491 events that meet certain selection criteria. The events of interest are stored in
492 files grouped together as datasets in the DQ2 system. The GANGA components
493 for Athena jobs include the following functionality:

- 494 • During job submission, DQ2 is queried for the file content and location
495 of the dataset to be analysed. The number of possible Grid sites is then

496 restricted to the dataset locations.
497 ● A job can be divided into several subjobs, each processing a given number
498 of files from the full dataset.
499 ● In a Grid job, after the ATHENA application has completed, the user output
500 is stored on the storage element of the site where the job was run, and is
501 registered in DQ2.

502 In the second half of 2008, more than 4×10^5 Grid jobs were submitted through
503 GANGA by ATLAS users. Following a procedure similar to that of LHC**b**, the
504 GANGA Robot submits test jobs daily to ATLAS Grid sites. Test results are
505 used to guide users to sites that are performing well, avoiding job failures on
506 temporarily misconfigured sites.

507 6.2.3 ATLAS small-scale event simulations

508 In addition to data analysis, users sometimes need to simulate event samples
509 of the order of a few tens of thousands of events. The *AthenaMC* applica-
510 tion component has been developed to integrate software used in the offi-
511 cial ATLAS system for event simulation. This component consists of a set of
512 PYTHON classes that together handle input parameters, input datasets and
513 output datasets for the three production steps: event generation, detector sim-
514 ulation, and event reconstruction. As in the case of user analysis, datasets are
515 managed by the DQ2 system.

516 7 Other usage areas

517 GANGA offers a flexible and extensible interface that make it useful beyond
518 the original scope of particle-physics applications in the ATLAS and LHC**b**
519 experiments. Here we provide details of just a few of the other contexts in
520 which GANGA has been used.

521 7.1 Enabling industrial-scale image retrieval

522 Imense Ltd⁵, a Cambridge-based startup company, has implemented a novel
523 image retrieval-system (Fig. 6), featuring automated analysis and recognition
524 of image content, and an ontological query language. The proprietary image
525 analysis, developed from published research [44], includes recognition of visual
526 properties, such as colour, texture and shape; recognition of materials, such as
527 grass or sky; detection of objects, such as human faces, and determination of

⁵ <http://imense.com>

528 their characteristics; and classification of scenes by content, for example beach,
 529 forest or sunset. The system uses semantic and linguistic relationships between
 530 terms to interpret user queries and retrieve relevant images on the basis of the
 531 analysis results. Moreover, the system is extensible, so that additional image
 532 classification modules or image context and metadata can easily be integrated
 into the index.

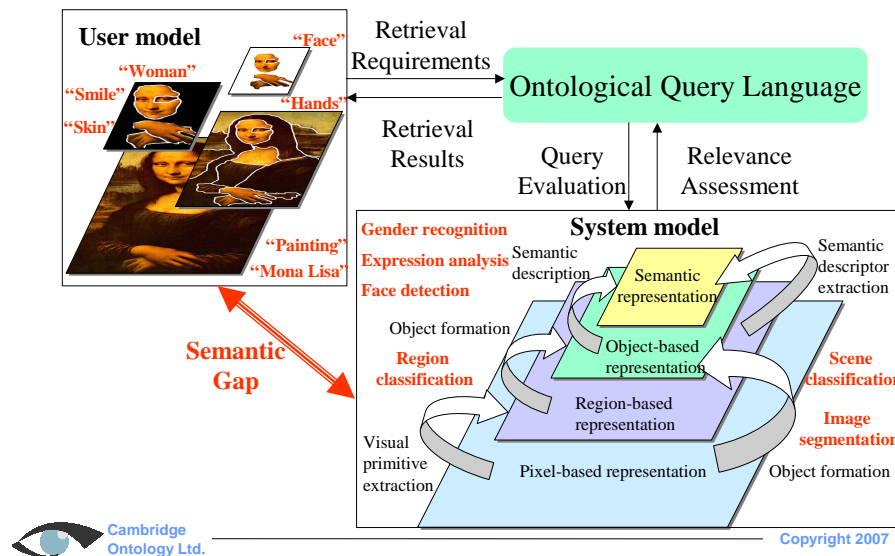


Fig. 6. Schematic representation of the image-retrieval system developed by Imense Ltd. Image characteristics are determined by applying feature-extraction algorithms, and an ontological query language bridges the semantic gap between terms that might be employed in a user query and terms understood by the processing system.

533

534 By using the GANGA framework for job submission and management, it has
 535 been possible to port and deploy a large part of Imense’s image-analysis tech-
 536 nology to the Grid and build a searchable index for more than twenty-million
 537 high-resolution photographic images.

538 The processing stages for the image-search system – image analysis and in-
 539 dexing – are intrinsically sequential. Analysis has been parallelised at the level
 540 of single images or small subsets of images. Each image can therefore be pro-
 541 cessed in isolation on the Grid, with this processing usually taking a few to
 542 ten seconds. In order to minimise overheads, images are grouped in sets of a
 543 few hundred per job submitted through GANGA. Results of the image pro-
 544 cessing and analysis are passed back to the submission server once a job has
 545 successfully completed.

546 Support for Imense has been added to GANGA through the implementation of
 547 two specialised components: an application component that deals with running
 548 the image-processing software, and a dataset component for taking care of the

549 output. As usual with GANGA, the jobs can run both locally and on the Grid,
550 giving maximum flexibility.

551 At runtime, images are retrieved and segmented one at a time, all of the images
552 are classified, and finally an archive is created of the output files (several per
553 input image). The archive is returned using the sandbox mechanism in GANGA
554 when using the Local backend, and is uploaded to a storage element when
555 using the Grid LCG backend.

556 The specialised dataset component provides methods for downloading a re-
557 sults archive from a storage element, and for unpacking an archive to a desti-
558 nation directory. These methods are invoked automatically by GANGA when
559 an image-processing job completes: the effect for the user is that a list of im-
560 ages is submitted for processing and results are placed in the requested output
561 location independently of the backend used.

562 *7.2 Smaller collaborations in High Energy Physics*

563 Large user communities, such as ATLAS and LHCb, profit from encapsulating
564 shared use cases as specialised applications in GANGA. In contrast, individual
565 researchers or developers in the context of rapid prototyping activities may
566 opt to use generic application components. In such cases, GANGA still provides
567 the benefits of bookkeeping and a programmatic interface for job submission.
568 As an example of this way of working, a small community of experts in the
569 design of gaseous detectors use GANGA to run the GARFIELD [45] simulation
570 program on the Grid. A GANGA script has been written that generates a chain
571 of simulation jobs using the GARFIELD generator of macro files and GANGA's
572 Executable application component. The GARFIELD executables, and a few
573 small input files, are placed in the input sandbox of each job. Histograms and
574 text output are then returned in the output sandbox. This simple approach
575 allowed integration of GARFIELD jobs in GANGA in just a few hours.

576 *7.3 GANGA integrated with lightweight Grid middleware*

577 The open-plugin architecture of GANGA allows easy integration of additional
578 Grid middleware, as has been achieved, for example, with the ARC (Advanced
579 Resource Connector) Grid middleware [20]. This is a product of the NorduGrid
580 project [43], and is used by many academic institutions in the Nordic countries
581 and elsewhere.

582 ARC jobs are accepted and brokered by a Grid manager, running at site level,
583 and resource lookup is done through load balancing and runtime environments

584 advertised by individual sites. File storage and access is 'cloudy', meaning that
585 all files registered in Grid-wide catalogues are accessible to all worker nodes.
586 File transfers are handled by the Grid manager, between job acceptance and
587 execution. ARC-connected resources are used e.g. by researchers in bioinfor-
588 matics, genomics, meteorology, in addition to high-energy physics.

589 GANGA has been interfaced to ARC through a backend, which translates
590 GANGA input into ARC-readable xRSL language. The ARC user client is
591 lightweight, and binaries are provided as an external library at GANGA in-
592 stall time. The main user of this integration is the ATLAS experiment (see
593 sec. 6.2), where it is the main user access portal to one of the experiment's
594 three main computing grids. Further collaboration between ARC and GANGA
595 is envisaged, to employ GANGA as a fully featured frontend to ARC.

596 **8 Interfacing to other frameworks**

597 The GANGA Public Interface constitutes an API for generic job submission
598 and management. As a result, GANGA may be programmatically interfaced to
599 other frameworks, and used as a convenient abstraction layer for job manage-
600 ment. GANGA has been used in combination with DIANE [46], a lightweight
601 agent-based scheduling layer on top of the Grid, in a number of scientific ac-
602 tivities. These have included: dosimetry-related simulation studies in medical
603 physics [47]; regression testing of the Geant 4 [48] detector-simulation toolkit;
604 in-silico molecular docking in searches for new drugs against potential variants
605 of an influenza virus [49]; telecommunication applications [50]; and theoret-
606 ical physics [51]. The DIANE worker agents are executed as GANGA jobs, so
607 that resource usage may be controlled by the user from the GANGA interface.
608 This approach allows the efficiency of the DIANE overlay scheduling system
609 to be combined with the well-structured job management offered by GANGA,
610 as well as combining Grid and non-Grid resources under a uniform interface.
611 Also, this allows the efficient implementation of low-latency access to Grid
612 resources and improvements to responsiveness when supporting on-demand
613 computing and interactivity [52].

614 GANGA may be embedded in web-based services such as the bio-informatics
615 portal developed by ASGC, Taipei. The portal is fully customized for analysis
616 of candidate drugs against avian flu. The portal engine delegates job man-
617 agement to the embedded DIANE/GANGA framework, as shown in Fig. 7.
618 Following this approach, users can switch between different resources, or access
619 heterogeneous computing environments through a single same web interface.

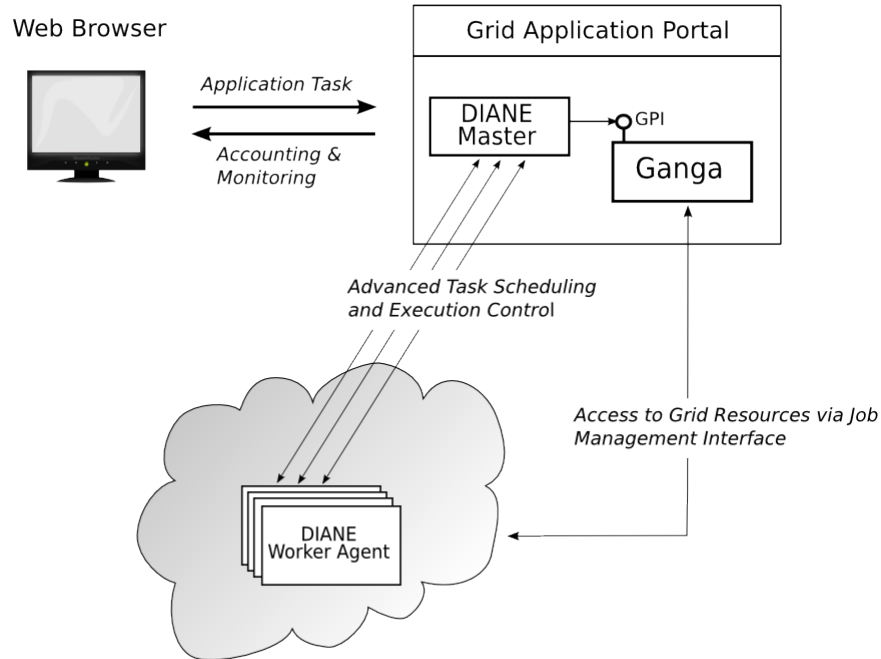


Fig. 7. Ganga as a job management component embedded in DIANE, with an application portal.

620 9 Conclusion

621 GANGA has been presented as a tool for job management in an environment of
 622 heterogeneous resources and is particularly suited to the Grid paradigm that
 623 has emerged in large-scale distributed computing. GANGA makes it easy to
 624 define a computational task that can be executed locally for debugging, and
 625 subsequently be run on the Grid, for large scale data mining. We have shown
 626 how GANGA simplifies task specification, takes care of job submission, moni-
 627 toring and output retrieval, and provides an intuitive bookkeeping system.

628 We have demonstrated the advantages of having a well-defined API, which can
 629 be used interactively at the PYTHON prompt, through a GUI or programmat-
 630 ically in scripts. By virtue of its plugin system, GANGA is readily extended
 631 and customised to meet the requirements of new user communities. Examples
 632 of GANGA usage have been provided in particle physics, medical physics and
 633 image processing.

634 Existing command-line submission interfaces, such as gLite, tend to include
 635 only limited usability features. Some higher level tools, for example GridWay[53],
 636 present jobs as if they were Unix processes and corresponding command line
 637 utilities. Interfaces based on Condor job-submission scripts have also been de-
 638 veloped [54]. A distinctive feature of GANGA is that it may easily be adapted

639 to different styles of working, allowing simultaneous use of three different in-
640 terfaces. GANGA also provides a higher level of abstraction than most job-
641 management tools, and allows a user to focus on solving the domain-specific
642 problems, rather than changing their way of working each time they switch to
643 a new processing system.

644 GANGA has a large user base and is in active development. GANGA is a tool
645 which may easily be used to support new scientific or commercial projects on
646 a wide range of distributed infrastructures.

647 10 Acknowledgements

648 The development of GANGA has been supported by the GridPP project in
649 the United Kingdom [2], with funding from the Science and Technology Facil-
650 ities Council (STFC) and its predecessor, the Particle Physics and Astronomy
651 Research Council (PPARC); by the D-Grid project in Germany, with fund-
652 ing from the Bundesministerium für Bildung und Forschung (BMBF); and by
653 the project for Enabling Grids for E-scienceE (EGEE), co-funded by the Eu-
654 ropean Commission (contract number INFSO-RI-031688) through the Sixth
655 Framework Programme.

656 GANGA has received contributions over the years from a number of individuals.
657 Particular thanks are due to David Adams, Marcello Barisonzi, Mike Kenyon,
658 Wim Lavrijsen, Janusz Martyniak, Pere Mato, Caitriana Nicholson, Rebecca
659 Ronke, Vladimir Romanovski, David Tuckett, Ruth Dixon del Tufo, Craig
660 Tull.

661 The developers would also like to thank the large number of users, from both
662 within and outside particle physics, for their valuable suggestions for improv-
663 ing GANGA, and for their help in debugging problems.

664 A Examples

665 Below we give a set of examples of working with GANGA. For ease of reading,
666 PYTHON keywords are in bold. First we look at a complete GANGA session.

```
667 ~ % ganga
668 *** Welcome to Ganga ***
669 Version: Ganga-5-1-0
670 Documentation and support: http://cern.ch/ganga
671 Type help() or help('index') for online help.
672
673 This is free software (GPL), and you are welcome to redistribute
674 it under certain conditions; type license() for details.
675 [1]: j=Job(name='MyJob')           # Create a default job
676 [2]: j.submit()                     # Submit the job
677
678 # wait for the monitoring
679
```



```

680
681 [3]: j.peek('stdout')           # Look at the output
682 [4]: j=j.copy(name='GridJob')  # Make a copy of the job
683 [5]: j.backend=LCG()           # Change backend to the Grid
684 [6]: j.submit()                # Submit the job
685 [7]: jobs                      # List jobs
686
687 ...job listing...
688 [8]: Exit                      # Quit Ganga.

```

689 In the next example, we create a job for analysis of LHC***b*** data. A splitter is
690 used to divide the analysis between subjobs. Data are assigned using logical
691 identifiers, and the DIRAC WMS ensures that subjobs are sent to locations
692 where the required data are available.

```

693 [1]: j=Job(application=DaVinci(), backend=Dirac())
694 [2]: j.inputdata=LHCbDataset(files=[ # Data to read
695 ...     'LFN:/foo.dst',
696 ...     'LFN:/bar.dst',
697 ...     many more data files])
698 [3]: j.splitter=DiracSplitter()     # We want subjobs
699 [4]: j.submit()
700
701 Job submission output

```

702 Here, we use the fact that standard PYTHON commands are available at the
703 GANGA prompt, and print information on subjobs.

```

704 # Status of jobs and where they ran
705 [5]: for subjob in j.subjobs:
706 ...     print subjob.status, subjob.actualCE
707
708 42
709 # Find backend identifier of all failed jobs
710 [6]: for j in jobs.select(status='failed'):
711 ...     print j.backend.id
712
713 42

```

714 Groups of jobs may be accessed and manipulated using simple methods:

```

715 [1]: jobs.select(status='failed').resubmit()
716 [2]: jobs.select(name='testjob').kill()
717 [3]: newjobs = jobs.select(status='new')
718 [4]: newjobs.select(name='urgent').submit()

```

719 References

- 720 [1] G. van Rossum and F.L. Drake Jr., *The Python language reference manual:*
721 *revised and updated for version 2.5* (Network Theory Limited, Bristol, 2006).
- 722 [2] P.J.W. Faulkner *et al.* [GridPP Collaboration], *GridPP: development of the UK*
723 *computing Grid for particle physics*, **J. Phys. G: Nucl. Part. Phys.** **32** N1.
- 724 [3] G. Aad *et al.* [ATLAS Collaboration], *The ATLAS Experiment at the CERN*
725 *Large Hadron Collider*, **JINST** **3** (2008) S08003.
- 726 [4] A.A. Alves Jr. *et al.* [LHC***b*** Collaboration], *The LHC***b*** Detector at the LHC*,
727 **JINST** **3** (2008) S08005.
- 728 [5] I. Foster, C. Kesselman and S. Tuecke, *The Anatomy of the Grid: Enabling*
729 *Scalable Virtual Organizations*, International J. Supercomputer Applications,
730 **15** (3), 2001.

- 731 [6] D. Thain, T. Tannenbaum, and M. Livny, *Distributed Computing in*
732 *Practice: The Condor Experience* Concurrency and Computation: Practice and
733 Experience, **17** (2-4), pp 323-356, 2005.
- 734 [7] A. Streit *et al.*, *UNICORE – From Project Results to Production Grids* **Grid**
735 **Computing: The New Frontiers of High Performance Processing Advances in**
736 **Parallel Computing 14**, Elsevier, 2005, pp. 357-376
- 737 [8] P. Andreett *et al.*, *The gLite workload management system*, **J. Phys.: Conf. Ser.**
738 **119** (2008) 062007.
- 739 [9] M.P. Thomas *et al.*, *Grid portal architectures for scientific applications*, **J. Phys.:**
740 **Conf. Ser. 16** (2005) 596.
- 741 [10] M. Li and M. Baker, *A review of Grid Portal technology*, pp. 126-156 of:
742 **J.C. Cunha and O.F. Rana (Eds.), Grid computing: software environments and**
743 **tools** (Springer-Verlag London Ltd, 2006).
- 744 [11] M. Snir and S. Otto, *MPI-The Complete Reference: The MPI Core*, MIT Press
745 (1998) ISBN: 0262692155 .
- 746 [12] R. Alfieri *et al.*, *From gridmap-file to VOMS: managing authorization in a Grid*
747 *environment*, **Future Generation Computer Systems 21** (2005) 549.
- 748 [13] B.C. Neumann and T. Ts'o, *Kerberos: an authentication service for computer*
749 *networks*, **IEEE Communications Magazine 32-9** (1994) 33.
- 750 [14] J.H. Morris *et al.*, *Andrew: a distributed personal computing environment*,
751 **Commun. ACM 29-3** (1986) 184.
- 752 [15] I. Foster *et al.*, *A Security Architecture for Computational Grids* Proc. 5th ACM
753 Conference on Computer and Communications Security Conference, pp. 83-92,
754 1998.
- 755 [16] R.L. Henderson, *Job scheduling under the Portable Batch System*, pp. 279-294
756 of: **D.G. Feitelson and L. Rudolph (Eds.), Job scheduling strategies for parallel**
757 **processing [Lecture Notes in Computer Science 949]** (Springer, Berlin, 1995).
- 758 [17] U. Schwickerath and V. Lefebure, *Usage of LSF for batch farms at CERN*,
759 **J. Phys.: Conf. Ser. 119** (2008) 042025.
- 760 [18] W. Gentzsch, *Sun Grid Engine: towards creating a compute power Grid*, pp. 35-
761 36 of: **R. Buyya, G. Mohay and P. Roe (Eds.), Proc. First IEEE/ACM**
762 **International Symposium on Cluster Computing and the Grid** (IEEE Computer
763 Society, Los Alamitos, CA, 2001).
- 764 [19] D. Thain, T. Tannenbaum and M. Livny, *Distributed computing in practice: the*
765 *Condor experience*, **Concurrency Computat.: Pract. Exper. 17** (2005) 323.
- 766 [20] M. Ellert *et al.*, *Advanced Resource Connector middleware for lightweight*
767 *computational Grids*, **Future Generation Computer Systems 23** (2007) 219.
- 768 [21] R. Pordes *et al.*, *The Open Science Grid*, **J. Phys.: Conf. Ser. 78** (2007) 012057.

- 769 [22] R. Brun and F. Rademakers, *ROOT - an object oriented data analysis*
770 *framework*, *Nucl. Instrum. Methods* **A389** (1997) 81.
- 771 [23] E. Gamma *et al.*, *Design patterns: elements of reusable object-orientated*
772 *software* (Addison-Wesley, 1995).
- 773 [24] *Job Submission Description Language (JSDL) Specification, Version 1.0*
774 <http://www.gridforum.org>
- 775 [25] *OGSA Basic Execution Service* <http://www.ogf.org>
- 776 [26] *A Simple API for Grid Applications (SAGA)* <http://www.ogf.org>
- 777 [27] F. Perez and B.E. Granger, *IPython: a system for interactive scientific*
778 *computing*, *Computing in Science and Engineering* **9-3** (2007) 21.
- 779 [28] B. Koblitz, N. Santos and V. Pose, *The AMGA metadata service*, *J. Grid*
780 *Computing* **6** (2008) 61.
- 781 [29] R. Antunes-Nobrega *et al.* [LHCb Collaboration], *LHCb computing*, *Technical*
782 *Design Report CERN/LHCC 2005-019 LHCb TDR-11* (2005).
- 783 [30] E.J. Whitehead Jr., *World Wide Web Distributed Authoring and Versioning*
784 *(WebDAV): an introduction*, *StandardView* **5** (1997) 3.
- 785 [31] P. Heinlein and P. Hartleban, *The book of IMAP: building a mail server with*
786 *Courier and Cyrus* (No Startch Press, San Francisco, CA, 2008).
- 787 [32] J. Andreeva *et al.*, *Dashboard for the LHC experiments*, *J. Phys. Conf. Ser.* **119**
788 (2008) 062008.
- 789 [33] B. Rempt, *GUI programming with Python: QT edition* (Command Prompt Inc,
790 White Salmon, WA, 2001).
- 791 [34] G. Barrand *et al.*, *GAUDI - a software architecture and framework for building*
792 *HEP data processing applications*, *Computer Physics Communications* **140**
793 (2001) 45.
- 794 [35] A. Tsaregorodtsev *et al.*, *DIRAC: a community grid solution*, *J. Phys. Conf.*
795 *Ser.* **119** (2008) 062048.
- 796 [36] S. Paterson, *LHCb distributed data analysis on the computing Grid*, PhD Thesis,
797 University of Glasgow (2006) [CERN-THESIS-2006-053].
- 798 [37] W. Verkerke and D. Kirkby, *The RooFit toolkit for data modeling*, *Contribution*
799 *MOLT007 in: Proc. 2003 Conference for Computing in High Energy and Nuclear*
800 *Physics, La Jolla, CA [SLAC eConf C0303241]*.
- 801 [38] G. Duckeck *et al.* (Eds.), *ATLAS computing*, *Technical Design Report*
802 *CERN/LHCC 2005-022 ATLAS TDR-017* (2005).
- 803 [39] M. Branco *et al.* *Managing ATLAS data on a petabyte-scale with DQ2*, *J. Phys.*
804 *Conf. Ser.* **119** (2008) 062017.

- 805 [40] T. Maeno, *PanDA: distributed production and distributed analysis system for*
806 *ATLAS*, *J. Phys. Conf. Ser.* **119** (2008) 062036.
- 807 [41] M. Ballintijn *et al.*, *Parallel interactive data analysis with PROOF*, *Nucl.*
808 *Instrum. Methods* **559** (2006) 13.
- 809 [42] R. Jones, *An overview of the EGEE project*, pp. 1-8 of: C. Türker, M. Agosti and
810 H.-J. Schek (Eds.), *Peer-to-peer, Grid, and service-orientation in digital library*
811 *architectures* [Lecture Notes in Computer Science **3664**] (Springer, Berlin,
812 2005).
- 813 [43] M. Ellert *et al.*, *The NorduGrid project: using Globus toolkit for building Grid*
814 *infrastructure* *Nucl. Instrum. Methods* **A502** (2003) 407.
- 815 [44] C. Town and D. Sinclair, *Language-based querying of image collections on the*
816 *basis of an extensible ontology*, *Image and Vision Computing* **22** (2004) 251.
- 817 [45] R. Veenhof, *Garfield - simulation of gaseous detectors*, *CERN Program Library*
818 *User Guide W5050* (1984 *et seq.*).
- 819 [46] J.T. Mościcki, *Distributed analysis environment for HEP and interdisciplinary*
820 *applications*, *Nucl. Instrum. Methods* **A502** (2003) 426.
- 821 [47] J.T. Mościcki *et al.*, *Distributed Geant4 Simulation in Medical and Space*
822 *Science Applications using DIANE framework and the GRID*, *Nucl. Phys. B*
823 (Proc. Suppl.) **125** (2003) 327-331
- 824 [48] J. Allison *et al.*, *Geant 4 - a simulation toolkit*, *Nucl. Instrum. Methods* **A506**
825 (2003) 250.
- 826 [49] H.-C. Lee *et al.*, *Grid-enabled high-throughput in silico screening against*
827 *influenza A neuraminidase*, *IEEE Trans. NanoBioscience* **5-4** (2006) 288.
- 828 [50] J.T. Mościcki *et al.*, *ITU RRC06 on the Grid*, in prep. for Journal of Grid
829 Computing
- 830 [51] J.T. Mościcki *et al.*, *Lattice QCD on the Grid* in prep. for Computer Physics
831 Communications
- 832 [52] C. Germain-Renaud, C. Loomis , J. T. Mościcki and R. Texier, *Scheduling for*
833 *Responsive Grids*, *J. Grid Computing* **6**, (2008) 15-27
- 834 [53] J. Herrera *et al.*, *Porting of Scientific Applications to Grid Computing on*
835 *GridWay* *Scientific Programming* **13** 4 , pp. 317-331, 2005
- 836 [54] R.P. Bruin *et al.*, *Job submission to grid computing environments* *Concurrency*
837 *and Computation: Pract. and Exper.* **20** 11, pp. 1329-1340 (2008)