

Inclusive $K_S^0 K_S^0$ resonance production in ep collisions at HERA

ZEUS Collaboration

Abstract

Inclusive $K_S^0 K_S^0$ production in ep collisions at HERA was studied with the ZEUS detector using an integrated luminosity of 0.5 fb^{-1} . Enhancements in the mass spectrum were observed and are attributed to the production of $f_2(1270)/a_2^0(1320)$, $f_2'(1525)$ and $f_0(1710)$. Masses and widths were obtained using a fit which takes into account theoretical predictions based on SU(3) symmetry arguments, and are consistent with the PDG values. The $f_0(1710)$ state, which has a mass consistent with a glueball candidate, was observed with a statistical significance of 5 standard deviations. However, if this state is the same as that seen in $\gamma\gamma \rightarrow K_S^0 K_S^0$, it is unlikely to be a pure glueball state.

The ZEUS Collaboration

S. Chekanov, M. Derrick, S. Magill, B. Musgrave, D. Nicholass¹, J. Repond, R. Yoshida
*Argonne National Laboratory, Argonne, Illinois 60439-4815, USA*ⁿ

M.C.K. Mattingly

Andrews University, Berrien Springs, Michigan 49104-0380, USA

P. Antonioli, G. Bari, L. Bellagamba, D. Boscherini, A. Bruni, G. Bruni, F. Cindolo,
M. Corradi, G. Iacobucci, A. Margotti, R. Nania, A. Polini

INFN Bologna, Bologna, Italy^e

S. Antonelli, M. Basile, M. Bindi, L. Cifarelli, A. Contin, S. De Pasquale², G. Sartorelli,
A. Zichichi

University and INFN Bologna, Bologna, Italy^e

D. Bartsch, I. Brock, H. Hartmann, E. Hilger, H.-P. Jakob, M. Jüngst, A.E. Nuncio-Quiroz,
E. Paul, U. Samson, V. Schönberg, R. Shehzadi, M. Wlasenko

Physikalisches Institut der Universität Bonn, Bonn, Germany^b

N.H. Brook, G.P. Heath, J.D. Morris

H.H. Wills Physics Laboratory, University of Bristol, Bristol, United Kingdom^m

M. Capua, S. Fazio, A. Mastroberardino, M. Schioppa, G. Susinno, E. Tassi

Calabria University, Physics Department and INFN, Cosenza, Italy^e

J.Y. Kim

Chonnam National University, Kwangju, South Korea

Z.A. Ibrahim, B. Kamaluddin, W.A.T. Wan Abdullah

Jabatan Fizik, Universiti Malaya, 50603 Kuala Lumpur, Malaysia^r

Y. Ning, Z. Ren, F. Sciulli

Nevis Laboratories, Columbia University, Irvington on Hudson, New York 10027^o

J. Chwastowski, A. Eskreys, J. Figiel, A. Galas, M. Gil, K. Olkiewicz, P. Stopa, L. Zawiejski
The Henryk Niewodniczanski Institute of Nuclear Physics, Polish Academy of Sciences,

*Cracow, Poland*ⁱ

L. Adamczyk, T. Bołd, I. Grabowska-Bołd, D. Kisielewska, J. Łukasik, M. Przybycień,
L. Suszycki

Faculty of Physics and Applied Computer Science, AGH-University of Science and Technology,
Cracow, Poland^p

A. Kotański³, W. Słomiński⁴

Department of Physics, Jagellonian University, Cracow, Poland

U. Behrens, C. Blohm, A. Bonato, K. Borrás, R. Ciesielski, N. Coppola, S. Fang, J. Fourletova⁵,
A. Geiser, P. Göttlicher⁶, J. Grebenyuk, I. Gregor, T. Haas, W. Hain, A. Hüttmann,
F. Januschek, B. Kahle, I.I. Katkov, U. Klein⁷, U. Kötz, H. Kowalski, E. Lobodzinska,
B. Lühr, R. Mankel, I.-A. Melzer-Pellmann, S. Miglioranza, A. Montanari, T. Namsoo,
D. Notz⁸, A. Parenti, L. Rinaldi⁹, P. Roloff, I. Rubinsky, R. Santamarta¹⁰, U. Schneekloth,
A. Spiridonov¹¹, D. Szuba¹², J. Szuba¹³, T. Theedt, G. Wolf, K. Wrona, A.G. Yagües Molina,
C. Youngman, W. Zeuner⁸

Deutsches Elektronen-Synchrotron DESY, Hamburg, Germany

V. Drugakov, W. Lohmann, S. Schlenstedt

Deutsches Elektronen-Synchrotron DESY, Zeuthen, Germany

G. Barbagli, E. Gallo

INFN Florence, Florence, Italy^e

P. G. Pelfer

University and INFN Florence, Florence, Italy^e

A. Bamberger, D. Dobur, F. Karstens, N.N. Vlasov¹⁴

Fakultät für Physik der Universität Freiburg i.Br., Freiburg i.Br., Germany^b

P.J. Bussey¹⁵, A.T. Doyle, W. Dunne, M. Forrest, M. Rosin, D.H. Saxon, I.O. Skillicorn

Department of Physics and Astronomy, University of Glasgow, Glasgow, United Kingdom^m

I. Gialas¹⁶, K. Papageorgiu

Department of Engineering in Management and Finance, Univ. of Aegean, Greece

U. Holm, R. Klanner, E. Lohrmann, P. Schleper, T. Schörner-Sadenius, J. Sztuk, H. Stadie,
M. Turcato

Hamburg University, Institute of Exp. Physics, Hamburg, Germany^b

C. Foudas, C. Fry, K.R. Long, A.D. Tapper

Imperial College London, High Energy Nuclear Physics Group, London, United Kingdom^m

T. Matsumoto, K. Nagano, K. Tokushuku¹⁷, S. Yamada, Y. Yamazaki¹⁸

Institute of Particle and Nuclear Studies, KEK, Tsukuba, Japan^f

A.N. Barakbaev, E.G. Boos, N.S. Pokrovskiy, B.O. Zhautykov

*Institute of Physics and Technology of Ministry of Education and Science of Kazakhstan,
Almaty, Kazakhstan*

V. Aushev¹⁹, M. Borodin, I. Kadenko, A. Kozulia, V. Libov, M. Lisovyi, D. Lontkovskiy,
I. Makarenko, Iu. Sorokin, A. Verbytskyi, O. Volynets

*Institute for Nuclear Research, National Academy of Sciences, Kiev and Kiev National
University, Kiev, Ukraine*

D. Son
Kyungpook National University, Center for High Energy Physics, Daegu, South Korea^g

J. de Favereau, K. Piotrkowski
Institut de Physique Nucléaire, Université Catholique de Louvain, Louvain-la-Neuve, Belgium^q

F. Barreiro, C. Glasman, M. Jimenez, L. Labarga, J. del Peso, E. Ron, M. Soares, J. Terrón, M. Zambrana
Departamento de Física Teórica, Universidad Autónoma de Madrid, Madrid, Spain^l

F. Corriveau, C. Liu, J. Schwartz, R. Walsh, C. Zhou
Department of Physics, McGill University, Montréal, Québec, Canada H3A 2T8^a

T. Tsurugai
Meiji Gakuin University, Faculty of General Education, Yokohama, Japan^f

A. Antonov, B.A. Dolgoshein, D. Gladkov, V. Sosnovtsev, A. Stifutkin, S. Suchkov
Moscow Engineering Physics Institute, Moscow, Russia^j

R.K. Dementiev, P.F. Ermolov[†], L.K. Gladilin, Yu.A. Golubkov, L.A. Khein, I.A. Korzhavina, V.A. Kuzmin, B.B. Levchenko²⁰, O.Yu. Lukina, A.S. Proskuryakov, L.M. Shcheglova, D.S. Zotkin
Moscow State University, Institute of Nuclear Physics, Moscow, Russia^k

I. Abt, A. Caldwell, D. Kollar, B. Reisert, W.B. Schmidke
Max-Planck-Institut für Physik, München, Germany

G. Grigorescu, A. Keramidas, E. Koffeman, P. Kooijman, A. Pellegrino, H. Tiecke, M. Vázquez⁸, L. Wiggers
NIKHEF and University of Amsterdam, Amsterdam, Netherlands^h

N. Brümmner, B. Bylsma, L.S. Durkin, A. Lee, T.Y. Ling
*Physics Department, Ohio State University, Columbus, Ohio 43210*ⁿ

P.D. Allfrey, M.A. Bell, A.M. Cooper-Sarkar, R.C.E. Devenish, J. Ferrando, B. Foster, K. Korcsak-Gorzo, K. Oliver, A. Robertson, C. Uribe-Estrada, R. Walczak
Department of Physics, University of Oxford, Oxford United Kingdom^m

A. Bertolin, F. Dal Corso, S. Dusini, A. Longhin, L. Stanco
INFN Padova, Padova, Italy^e

P. Bellan, R. Brugnera, R. Carlin, A. Garfagnini, S. Limentani
Dipartimento di Fisica dell'Università and INFN, Padova, Italy^e

B.Y. Oh, A. Raval, J. Ukleja²¹, J.J. Whitmore²²
Department of Physics, Pennsylvania State University, University Park, Pennsylvania 16802^o

Y. Iga
Polytechnic University, Sagamihara, Japan^f

G. D'Agostini, G. Marini, A. Nigro
Dipartimento di Fisica, Università 'La Sapienza' and INFN, Rome, Italy^e

J.E. Cole²³, J.C. Hart
Rutherford Appleton Laboratory, Chilton, Didcot, Oxon, United Kingdom^m

H. Abramowicz²⁴, R. Ingbir, S. Kananov, A. Levy, A. Stern
Raymond and Beverly Sackler Faculty of Exact Sciences, School of Physics, Tel Aviv University, Tel Aviv, Israel^d

M. Kuze, J. Maeda
Department of Physics, Tokyo Institute of Technology, Tokyo, Japan^f

R. Hori, S. Kagawa²⁵, N. Okazaki, S. Shimizu, T. Tawara
Department of Physics, University of Tokyo, Tokyo, Japan^f

R. Hamatsu, H. Kaji²⁶, S. Kitamura²⁷, O. Ota²⁸, Y.D. Ri
Tokyo Metropolitan University, Department of Physics, Tokyo, Japan^f

M. Costa, M.I. Ferrero, V. Monaco, R. Sacchi, A. Solano
Università di Torino and INFN, Torino, Italy^e

M. Arneodo, M. Ruspa
Università del Piemonte Orientale, Novara, and INFN, Torino, Italy^e

S. Fourletov⁵, J.F. Martin, T.P. Stewart
Department of Physics, University of Toronto, Toronto, Ontario, Canada M5S 1A7^a

S.K. Boutle¹⁶, J.M. Butterworth, C. Gwenlan²⁹, T.W. Jones, J.H. Loizides, M. Wing³⁰
Physics and Astronomy Department, University College London, London, United Kingdom^m

B. Brzozowska, J. Ciborowski³¹, G. Grzelak, P. Kulinski, P. Łuzniak³², J. Malka³², R.J. Nowak,
 J.M. Pawlak, T. Tymieniecka, A. Ukleja, A.F. Żarnecki
Warsaw University, Institute of Experimental Physics, Warsaw, Poland

M. Adamus, P. Plucinski³³
Institute for Nuclear Studies, Warsaw, Poland

Y. Eisenberg, D. Hochman, U. Karshon
Department of Particle Physics, Weizmann Institute, Rehovot, Israel^c

E. Brownson, T. Danielson, A. Everett, D. Kçira, D.D. Reeder, P. Ryan, A.A. Savin,
 W.H. Smith, H. Wolfe
*Department of Physics, University of Wisconsin, Madison, Wisconsin 53706, USA*ⁿ

S. Bhadra, C.D. Catterall, Y. Cui, G. Hartner, S. Menary, U. Noor, J. Standage, J. Whyte
Department of Physics, York University, Ontario, Canada M3J 1P3^a

- ¹ also affiliated with University College London, UK
- ² now at University of Salerno, Italy
- ³ supported by the research grant no. 1 P03B 04529 (2005-2008)
- ⁴ This work was supported in part by the Marie Curie Actions Transfer of Knowledge project COCOS (contract MTKD-CT-2004-517186)
- ⁵ now at University of Bonn, Germany
- ⁶ now at DESY group FEB, Hamburg, Germany
- ⁷ now at University of Liverpool, UK
- ⁸ now at CERN, Geneva, Switzerland
- ⁹ now at Bologna University, Bologna, Italy
- ¹⁰ now at BayesForecast, Madrid, Spain
- ¹¹ also at Institut of Theoretical and Experimental Physics, Moscow, Russia
- ¹² also at INP, Cracow, Poland
- ¹³ also at FPACS, AGH-UST, Cracow, Poland
- ¹⁴ partly supported by Moscow State University, Russia
- ¹⁵ Royal Society of Edinburgh, Scottish Executive Support Research Fellow
- ¹⁶ also affiliated with DESY, Germany
- ¹⁷ also at University of Tokyo, Japan
- ¹⁸ now at Kobe University, Japan
- ¹⁹ supported by DESY, Germany
- ²⁰ partly supported by Russian Foundation for Basic Research grant no. 05-02-39028-NSFC-a
- ²¹ partially supported by Warsaw University, Poland
- ²² This material was based on work supported by the National Science Foundation, while working at the Foundation.
- ²³ now at University of Kansas, Lawrence, USA
- ²⁴ also at Max Planck Institute, Munich, Germany, Alexander von Humboldt Research Award
- ²⁵ now at KEK, Tsukuba, Japan
- ²⁶ now at Nagoya University, Japan
- ²⁷ Department of Radiological Science, Tokyo Metropolitan University, Japan
- ²⁸ now at SunMelx Co. Ltd., Tokyo, Japan
- ²⁹ PPARC Advanced fellow
- ³⁰ also at Hamburg University, Inst. of Exp. Physics, Alexander von Humboldt Research Award and partially supported by DESY, Hamburg, Germany
- ³¹ also at Łódź University, Poland
- ³² Łódź University, Poland
- ³³ now at Lund Universtiy, Lund, Sweden
- † deceased

- a* supported by the Natural Sciences and Engineering Research Council of Canada (NSERC)
- b* supported by the German Federal Ministry for Education and Research (BMBF), under contract numbers 05 HZ6PDA, 05 HZ6GUA, 05 HZ6VFA and 05 HZ4KHA
- c* supported in part by the MINERVA Gesellschaft für Forschung GmbH, the Israel Science Foundation (grant no. 293/02-11.2) and the U.S.-Israel Binational Science Foundation
- d* supported by the Israel Science Foundation
- e* supported by the Italian National Institute for Nuclear Physics (INFN)
- f* supported by the Japanese Ministry of Education, Culture, Sports, Science and Technology (MEXT) and its grants for Scientific Research
- g* supported by the Korean Ministry of Education and Korea Science and Engineering Foundation
- h* supported by the Netherlands Foundation for Research on Matter (FOM)
- i* supported by the Polish State Committee for Scientific Research, project no. DESY/256/2006 - 154/DES/2006/03
- j* partially supported by the German Federal Ministry for Education and Research (BMBF)
- k* supported by RF Presidential grant N 8122.2006.2 for the leading scientific schools and by the Russian Ministry of Education and Science through its grant for Scientific Research on High Energy Physics
- l* supported by the Spanish Ministry of Education and Science through funds provided by CICYT
- m* supported by the Science and Technology Facilities Council, UK
- n* supported by the US Department of Energy
- o* supported by the US National Science Foundation. Any opinion, findings and conclusions or recommendations expressed in this material are those of the authors and do not necessarily reflect the views of the National Science Foundation.
- p* supported by the Polish Ministry of Science and Higher Education as a scientific project (2006-2008)
- q* supported by FNRS and its associated funds (IISN and FRiA) and by an Inter-University Attraction Poles Programme subsidised by the Belgian Federal Science Policy Office
- r* supported by the Malaysian Ministry of Science, Technology and Innovation/Akademi Sains Malaysia grant SAGA 66-02-03-0048

1 Introduction

The existence of glueballs is predicted by QCD. The lightest glueball is expected to have quantum numbers $J^{PC} = 0^{++}$ and a mass in the range 1550–1750 MeV [1]. Thus, it can mix with $q\bar{q}$ states from the scalar meson nonet, which have $I = 0$ and similar masses. Four states with $J^{PC} = 0^{++}$ and $I = 0$ are established [1]: $f_0(980)$, $f_0(1370)$, $f_0(1500)$ and $f_0(1710)$, but only two states can fit into the nonet. In the literature, the state $f_0(1710)$ is frequently considered to be a state with a possible glueball or tetraquark composition [2]. However, its partonic content has yet to be established.

The ZEUS Collaboration previously observed [3] indications of two states, $f_2'(1525)$ and $f_0(1710)$, decaying to $K_S^0 K_S^0$ final states in inclusive deep inelastic scattering (DIS) events. The statistical significance of the observation did not exceed three standard deviations. The state in the 1700 MeV mass region had a mass consistent with that of the $f_0(1710)$; however, its width was significantly narrower than that quoted by the Particle Data Group (PDG) [1].

The results presented here correspond to the full HERA luminosity of 0.5 fb^{-1} and supersede the earlier ZEUS results. The measurement of the $K_S^0 K_S^0$ final states is presented in a kinematic region of ep collisions dominated by photoproduction with exchanged photon virtuality, Q^2 , below 1 GeV^2 . The data allow the reconstruction of the $K_S^0 K_S^0$ final states with much larger statistics than previously used.

2 Experimental set-up

The data were collected between 1996 and 2007 at the electron-proton collider HERA using the ZEUS detector. During this period HERA operated with electrons or positrons¹ of energy $E_e = 27.5 \text{ GeV}$ and protons initially with an energy of 820 GeV and, after 1997, with 920 GeV.

A detailed description of the ZEUS detector can be found elsewhere [4]. Charged particles were tracked in the central tracking detector [5] which operated in a magnetic field of 1.43 T provided by a thin superconducting solenoid. Before the 2004–2007 running period, the ZEUS tracking system was upgraded with a silicon Micro Vertex Detector (MVD) [6]. The high-resolution uranium–scintillator calorimeter (CAL) [7] consisted of three parts: the forward, the barrel and the rear calorimeters.

¹ Here and in the following, the term “electron” denotes generically both the electron (e^-) and the positron (e^+).

3 Event sample

A three-level trigger system [4, 8] was used to select events online. No explicit trigger requirement was applied for selecting $K_S^0 K_S^0$ events. The photoproduction sample is dominated by events triggered by a low jet transverse energy, E_T , requirement ($E_T > 6$ GeV). Deep inelastic scattering events were triggered by requiring an electron in the CAL.

Events were selected offline by requiring $|Z_{\text{vtx}}| < 50$ cm, where Z_{vtx} is the Z -coordinate of the primary vertex position determined from the tracks. The average energy of the total hadronic system, W , of the selected events was ≈ 200 GeV. The data sample was dominated by photoproduction events with $Q^2 < 1$ GeV².

4 Reconstruction of K_S^0 candidates

The K_S^0 mesons were identified via their charged-decay mode, $K_S^0 \rightarrow \pi^+ \pi^-$. Both tracks from the same secondary decay vertex were assigned the mass of the charged pion and the invariant mass, $M(\pi^+ \pi^-)$, of each track pair was calculated. The K_S^0 candidates were selected by requiring:

- $M(e^+ e^-) \geq 50$ MeV, where the electron mass was assigned to each track, to eliminate tracks from photon conversions;
- $M(p\pi) \geq 1121$ MeV, where the proton mass was assigned to the track with higher momentum, to eliminate Λ and $\bar{\Lambda}$ contamination to the K_S^0 signal;
- $p_T(K_S^0) \geq 0.25$ GeV and $|\eta(K_S^0)| \leq 1.6$, where $p_T(K_S^0)$ is the transverse momentum and $\eta(K_S^0)$ is the pseudorapidity;
- $\theta_{2D} < 0.12$ rad ($\theta_{3D} < 0.24$ rad), where θ_{2D} (θ_{3D}) is the two (three) dimensional collinearity angle between the K_S^0 -candidate momentum vector and the vector defined by the interaction point and the K_S^0 decay vertex. For θ_{2D} , the XY plane was used.

The cuts on the collinearity angles significantly reduced the non- K_S^0 background in the data during the 2004–2007 period. These cuts were necessary due to the extra material introduced by the MVD. After all these cuts, the decay length distribution of the resulting K_S^0 candidates peaked at ≈ 2 cm.

Events with at least two K_S^0 candidates were accepted for further analysis. More than two K_S^0 were allowed in one event, unlike for the previously published result [3], and all distinct combinations of $K_S^0 K_S^0$ were used. In the mass range of $481 \leq M(\pi^+ \pi^-) \leq 515$ MeV the number of K_S^0 candidates is 1258399.

Figure 1 shows the invariant-mass distribution of K_S^0 candidates. A fit over the whole mass range including a first-order polynomial was used to estimate the background contribution at $\sim 8\%$. The central region was fitted with two bifurcated Gaussian functions to determine the mass and width of the K_S^0 meson. For the HERA II data, corrections were applied to take into account the extra dead material introduced into the detector. After the corrections, the mass and width of the K_S^0 were compatible with the PDG value and detector resolution, respectively.

5 Results

The $K_S^0 K_S^0$ invariant-mass distribution was reconstructed by combining two K_S^0 candidates selected in the mass window $481 \leq M(\pi^+ \pi^-) \leq 515$ MeV. Tracks used for the $K_S^0 K_S^0$ pair reconstruction were required to be assigned uniquely to each K_S^0 in the $K_S^0 K_S^0$ pair.

Figure 2a shows the measured $K_S^0 K_S^0$ invariant-mass spectrum. Three peaks are seen at around 1300, 1500 and 1700 MeV. No state heavier than the $f_0(1710)$ was observed. The invariant-mass distribution, m , was fitted as a sum of resonance production and a smoothly varying background $U(m)$. Each resonant amplitude, R , was given a relativistic Breit-Wigner form [9]:

$$BW(R) = \frac{M_R \sqrt{\Gamma_R}}{M_R^2 - m^2 - iM_R \Gamma_R}, \quad (1)$$

where M_R and Γ_R are the resonance mass and width, respectively. The background function used was

$$U(m) = m^A \cdot \exp(-Bm), \quad (2)$$

where A and B are free parameters. The $K_S^0 K_S^0$ mass resolution is about 12 MeV for the mass region below 1800 MeV and its impact on the extracted widths is small compared to the expected widths of the states [3]. Therefore, resolution effects were ignored in the fit.

Two types of fit, as performed for the reaction $\gamma\gamma \rightarrow K_S^0 K_S^0$ by the L3 [10] and TASSO [9] Collaborations, respectively, were tried, using Eqs. (1) and (2). Fit 1 is an incoherent sum of three Breit-Wigner cross sections representing the $f_2(1270)/a_2^0(1320)$, $f_2'(1525)$ and $f_0(1710)$ plus background. Fit 2 is motivated by SU(3) predictions [11]. The decays of the tensor ($J^P = 2^+$) mesons $f_2(1270)$, $a_2^0(1320)$ and $f_2'(1525)$ into the two pseudoscalar ($J^P = 0^-$) mesons $K^0 \bar{K}^0$ are related by SU(3) symmetry with a specific interference pattern. The intensity is the modulus-squared of the sum of these three amplitudes plus the incoherent addition of $f_0(1710)$ and a non-resonant background. The predicted coefficients of the $f_2(1270)$, $a_2^0(1320)$ and $f_2'(1525)$ Breit-Wigner amplitudes for an electromagnetic

production process are, respectively, +5, -3 and +2 [11,12]. This results in the fit function:

$$\begin{aligned}
 F(m) = & a \cdot |5 BW(f_2(1270)) - 3 BW(a_2^0(1320)) + 2 BW(f_2'(1525))|^2 + \\
 & + b \cdot |BW(f_0(1710))|^2 + c \cdot U(m),
 \end{aligned}
 \tag{3}$$

where a , b and c are free parameters.

All the resonance masses and widths were allowed to vary in the fits. The results of the fits are shown in Table 1. The quality of both fits, characterized by the χ^2 per number of degrees of freedom (see Table 1), is good. However, fit 2 describes the spectrum around the $f_2(1270)/a_2^0(1320)$ region better and, unlike fit 1, reproduces the dip between $f_2(1270)/a_2^0(1320)$ and $f_2'(1525)$. For this reason and, based on the theoretical motivation, fit 2 is preferred and shown in Fig. 2. The background-subtracted mass spectrum is shown in Fig. 2b together with the fit.

The $a_2^0(1320)$ mass in fit 2 is below the PDG value [1]. A similar shift, attributed to the destructive interference between $f_2(1270)$ and $a_2^0(1320)$, was also seen in a study of resonance physics with $\gamma\gamma$ events [11]. Fit 1 without interference yields a narrow width for the combined $f_2(1270)/a_2^0(1320)$ peak, as also seen by the L3 Collaboration [10]. Fit 2 with interference yields widths close to the PDG values for all observed resonances. The fitted masses for $f_2'(1525)$ and $f_0(1710)$ are somewhat below the PDG values with uncertainties comparable with those of the PDG (Table 1). The quality of a fit without the $f_0(1710)$ resonance (not shown) yields $\chi^2/\text{ndf} = 162/97$ and is strongly disfavored.

The systematic uncertainties of the masses and widths of the resonances, determined from the fit shown in Fig. 2, were evaluated by changing the selection cuts and the fitting procedure. Variations of minimum track p_T , track pseudorapidity range, track momenta by $\pm 0.1\%$, accepted $\pi^+\pi^-$ mass range around the K_S^0 peak and collinearity cuts were done. In addition a maximum likelihood fit was used instead of the χ^2 fit and event selection cuts were varied. A check for the possible influence of the $J^P = 0^+$ state $f_0(1500)$ was carried out by including in the fit a Breit-Wigner amplitude of this state interfering with the amplitude of the $f_0(1710)$. The resulting changes of the fitted values of the mass and the width of the $f_0(1710)$ are included in the systematic uncertainties [13]. The largest systematic uncertainties were: fitting with fixed PDG mass and width on $f_2'(1525)$ affects the $f_0(1710)$ width by -19 MeV and the largest effect of varying the track momenta on the $f_0(1710)$ width is +7 MeV. The combined systematic uncertainties are included in Table 1.

The number of events in the $f_0(1710)$ resonance given by the fit is 4058 ± 820 , which has a 5 standard-deviation statistical significance. This is one of the best $f_0(1710)$ signals reported. This state is considered to be a glueball candidate [2]. However, if it is the same as seen in $\gamma\gamma \rightarrow K_S^0 K_S^0$ [9, 10], it is unlikely to be a pure glueball state, since photons

can couple in partonic level only to charged objects. Figure 3 compares the results of this analysis with other measurements from collider and fixed-target experiments. The $f_0(1710)$ mass as deduced from the quarkonium decays by the BES Collaboration is significantly higher than the values given by all other experiments, including older J/ψ -decay analyses [1].

6 Conclusions

In conclusion, $K_S^0 K_S^0$ final states were studied in ep collisions at HERA with the ZEUS detector. Three enhancements which correspond to $f_2(1270)/a_2^0(1320)$, $f_2'(1525)$ and $f_0(1710)$ were observed. No state heavier than the $f_0(1710)$ was observed. The states were fitted taking into account the interference pattern predicted by SU(3) symmetry arguments. The measured masses of the $f_2'(1525)$ and $f_0(1710)$ states are somewhat below the world average, however, the widths are consistent with the PDG values. The $f_0(1710)$ state, which has a mass consistent with a $J^{PC} = 0^{++}$ glueball candidate, is observed with a 5 standard-deviation statistical significance. However, if this state is the same as that seen in $\gamma\gamma \rightarrow K_S^0 K_S^0$, it is unlikely to be a pure glueball state.

7 Acknowledgements

We thank the DESY directorate for their strong support and encouragement. The special efforts of the HERA machine group in the collection of the data used in this paper are gratefully acknowledged. We are grateful for the support of the DESY computing and network services. The design, construction and installation of the ZEUS detector were made possible by the ingenuity and effort of many people from DESY and home institutes who are not listed as authors. We also thank H.J. Lipkin for valuable comments and advice.

References

- [1] Particle Data Group, W.-M. Yao et al., J. Phys. G 33 (2006) 1. Updated in <http://pdg.lbl.gov>.
- [2] E. Klempt and A. Zaitsev, Phys. Rep. 454 (2007) 1;
M. Albaladejo and J.A. Oller, Preprint hep-ph/0801.4929, 2008.
- [3] ZEUS Collaboration, S. Chekanov et al., Phys. Lett. B 578 (2004) 33.
- [4] ZEUS Collaboration, U. Holm (ed.), *The ZEUS Detector*. Status Report (unpublished), DESY (1993), available on <http://www-zeus.desy.de/bluebook/bluebook.html>.
- [5] N. Harnew et al., Nucl. Inst. Meth. A 279 (1989) 290;
B. Foster et al., Nucl. Phys. Proc. Suppl. B 32 (1993) 181;
B. Foster et al., Nucl. Inst. Meth. A 338 (1994) 254.
- [6] A. Polini et al., Nucl. Inst. Meth. A 581 (2007) 656.
- [7] M. Derrick et al., Nucl. Inst. Meth. A 309 (1991) 77;
A. Andresen et al., Nucl. Inst. Meth. A 309 (1991) 101;
A. Caldwell et al., Nucl. Inst. Meth. A 321 (1992) 356;
A. Bernstein et al., Nucl. Inst. Meth. A 336 (1993) 23.
- [8] P. D. Allfrey et al., Nucl. Inst. Meth. A 580 (2007) 1257.
- [9] TASSO Collab., M. Althoff et al., Phys. Lett. B 121 (1983) 216.
- [10] L3 Collab., M. Acciarri et al., Phys. Lett. B 501 (2001) 173.
- [11] D. Faiman, H.J. Lipkin and H.R. Rubinstein, Phys. Lett. B 59 (1975) 269.
- [12] H.J. Lipkin, private communication, 2008.
- [13] C. Zhou. Ph.D. Thesis (unpublished), McGill University, Montreal, Canada, 2008.

Fit	No interference		Interference		PDG 2007 Values	
χ^2/ndf	96/95		86/97			
in MeV	Mass	Width	Mass	Width	Mass	Width
$f_2(1270)$	1304 ± 6	61 ± 11	1268 ± 10	176 ± 17	1275.4 ± 1.1	$185.2^{+3.1}_{-2.5}$
$a_2^0(1320)$			1257 ± 9	114 ± 14	1318.3 ± 0.6	107 ± 5
$f_2'(1525)$	$1523 \pm 3^{+2}_{-8}$	$71 \pm 5^{+17}_{-2}$	$1512 \pm 3^{+1.4}_{-0.5}$	$83 \pm 9^{+5}_{-4}$	1525 ± 5	73^{+6}_{-5}
$f_0(1710)$	$1692 \pm 6^{+9}_{-3}$	$125 \pm 12^{+19}_{-32}$	$1701 \pm 5^{+9}_{-2}$	$100 \pm 24^{+7}_{-22}$	1724 ± 7	137 ± 8

Table 1: *The measured masses and widths for the $f_2(1270)$, $a_2^0(1320)$, $f_2'(1525)$ and $f_0(1710)$ states using $K_S^0 K_S^0$ decays as determined by one fit neglecting interference and another one with interference as predicted by $SU(3)$ symmetry arguments included. Both statistical and systematic uncertainties are quoted. The systematic uncertainty for the $f_2(1270)/a_2^0(1320)$ peak is expected to be significant and it is not listed. Also quoted are the PDG values for comparison.*

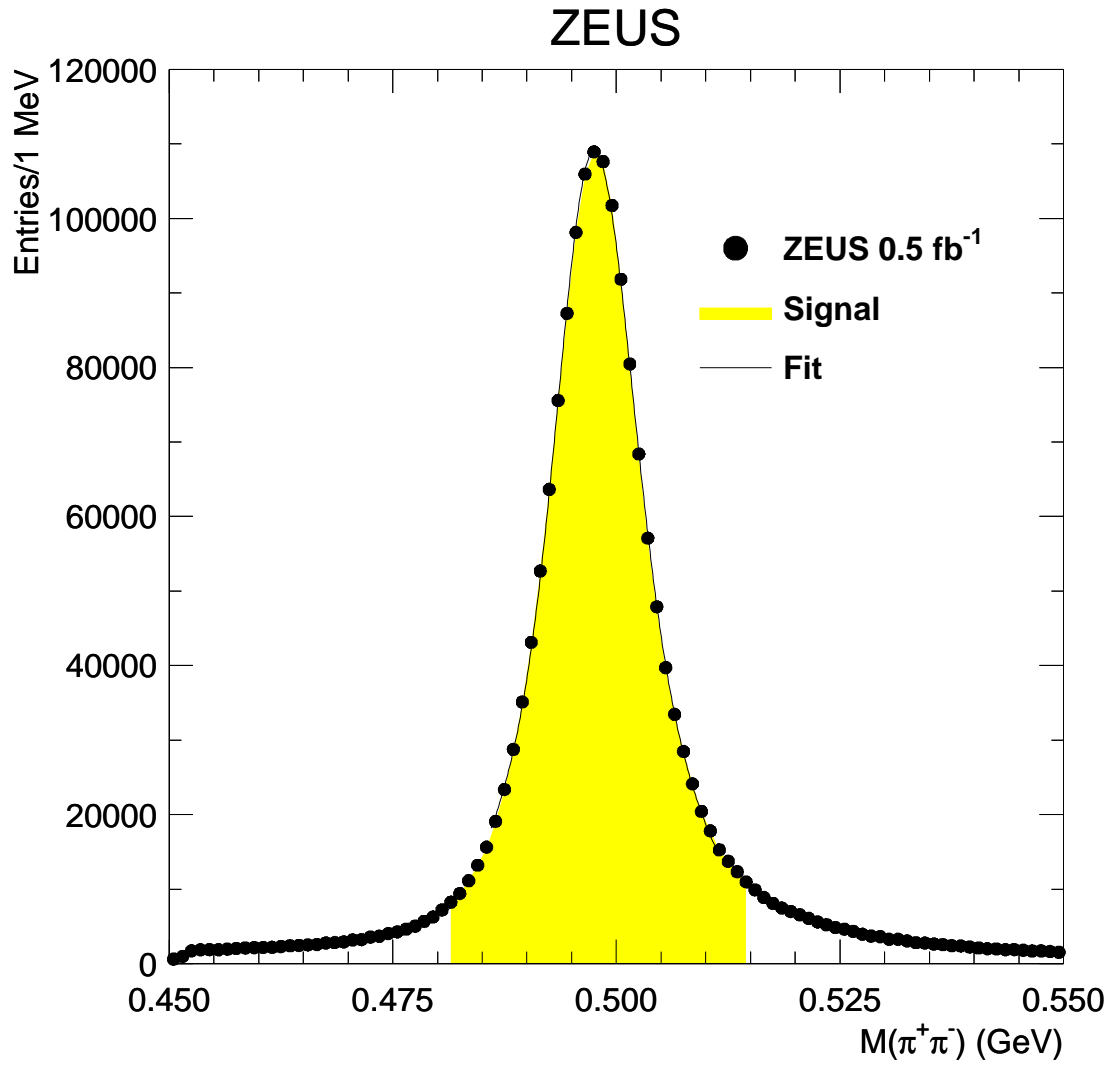


Figure 1: *The measured $\pi^+\pi^-$ invariant-mass distribution for events with at least two K_S^0 candidates (dots). The shaded area represents the signal window used for $K_S^0 K_S^0$ pair reconstruction. The fit performed (see text) is displayed as a solid line.*

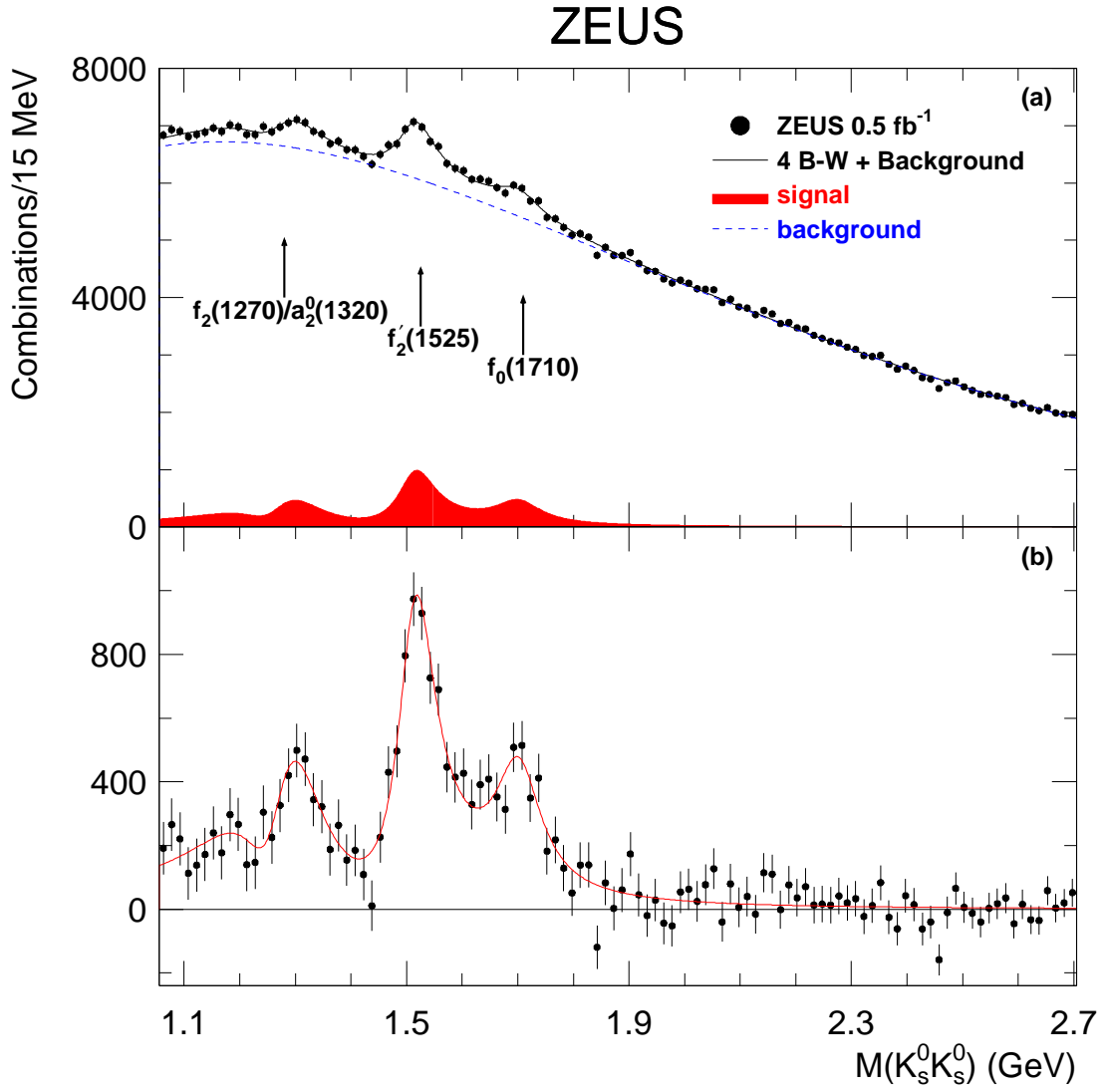


Figure 2: (a) The measured $K_S^0 K_S^0$ invariant-mass spectrum (dots). The solid line is the result of the fit described as fit 2 in the text (Eq.(3)) and the dashed line represents the background function. (b) Background-subtracted $K_S^0 K_S^0$ invariant-mass spectrum (dots); the result of the fit is shown as a solid line.

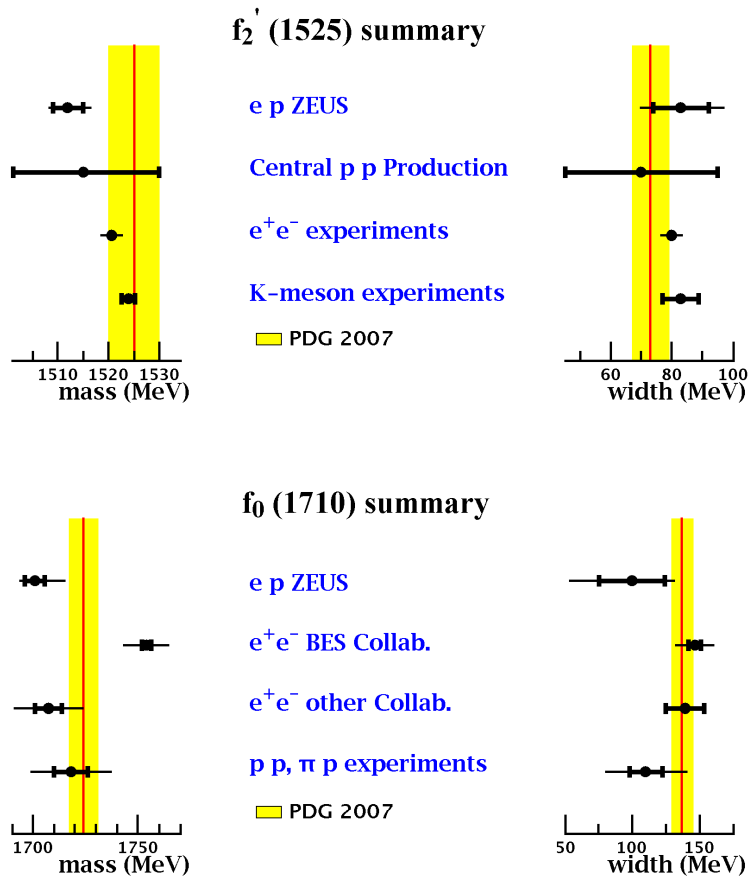


Figure 3: Comparison of the present mass and width measurements of the $f_2'(1525)$ and $f_0(1710)$ states with other selected measurements [1]. The bands show the PDG values and error estimates.