

**Search for the Rare Decays $J/\psi \rightarrow D_S^- \pi^+$,
 $J/\psi \rightarrow D^- \pi^+$ and $J/\psi \rightarrow \bar{D}^0 \bar{K}^0$**

M. Ablikim¹, J. Z. Bai¹, Y. Ban¹², X. Cai¹, H. F. Chen¹⁷, H. S. Chen¹,
H. X. Chen¹, J. C. Chen¹, Jin Chen¹, Y. B. Chen¹, Y. P. Chu¹, Y. S. Dai¹⁹,
L. Y. Diao⁹, Z. Y. Deng¹, Q. F. Dong¹⁵, S. X. Du¹, J. Fang¹, S. S. Fang^{1a},
C. D. Fu¹⁵, C. S. Gao¹, Y. N. Gao¹⁵, S. D. Gu¹, Y. T. Gu⁴, Y. N. Guo¹,
Z. J. Guo^{16b}, F. A. Harris¹⁶, K. L. He¹, M. He¹³, Y. K. Heng¹, J. Hou¹¹,
H. M. Hu¹, J. H. Hu³, T. Hu¹, G. S. Huang^{1c}, X. T. Huang¹³, X. B. Ji¹,
X. S. Jiang¹, X. Y. Jiang⁵, J. B. Jiao¹³, D. P. Jin¹, S. Jin¹, Y. F. Lai¹, G. Li^{1d},
H. B. Li¹, J. Li¹, R. Y. Li¹, S. M. Li¹, W. D. Li¹, W. G. Li¹, X. L. Li¹, X. N. Li¹,
X. Q. Li¹¹, Y. F. Liang¹⁴, H. B. Liao¹, B. J. Liu¹, C. X. Liu¹, F. Liu⁶, Fang Liu¹,
H. H. Liu¹, H. M. Liu¹, J. Liu^{12e}, J. B. Liu¹, J. P. Liu¹⁸, Jian Liu¹, Q. Liu¹,
R. G. Liu¹, Z. A. Liu¹, Y. C. Lou⁵, F. Lu¹, G. R. Lu⁵, J. G. Lu¹, C. L. Luo¹⁰,
F. C. Ma⁹, H. L. Ma², L. L. Ma^{1f}, Q. M. Ma¹, Z. P. Mao¹, X. H. Mo¹, J. Nie¹,
S. L. Olsen¹⁶, R. G. Ping¹, N. D. Qi¹, H. Qin¹, J. F. Qiu¹, Z. Y. Ren¹, G. Rong¹,
X. D. Ruan⁴, L. Y. Shan¹, L. Shang¹, C. P. Shen¹, D. L. Shen¹, X. Y. Shen¹,
H. Y. Sheng¹, H. S. Sun¹, S. S. Sun¹, Y. Z. Sun¹, Z. J. Sun¹, X. Tang¹,
G. L. Tong¹, G. S. Varner¹⁶, D. Y. Wang^{1g}, L. Wang¹, L. L. Wang¹, L. S. Wang¹,
M. Wang¹, P. Wang¹, P. L. Wang¹, W. F. Wang^{1h}, Y. F. Wang¹, Z. Wang¹,
Z. Y. Wang¹, Zheng Wang¹, C. L. Wei¹, D. H. Wei¹, Y. Weng¹, N. Wu¹,
X. M. Xia¹, X. X. Xie¹, G. F. Xu¹, X. P. Xu⁶, Y. Xu¹¹, M. L. Yan¹⁷, H. X. Yang¹,
Y. X. Yang³, M. H. Ye², Y. X. Ye¹⁷, G. W. Yu¹, C. Z. Yuan¹, Y. Yuan¹,
S. L. Zang¹, Y. Zeng⁷, B. X. Zhang¹, B. Y. Zhang¹, C. C. Zhang¹, D. H. Zhang¹,
H. Q. Zhang¹, H. Y. Zhang¹, J. W. Zhang¹, J. Y. Zhang¹, S. H. Zhang¹,
X. Y. Zhang¹³, Yiyun Zhang¹⁴, Z. X. Zhang¹², Z. P. Zhang¹⁷, D. X. Zhao¹,
J. W. Zhao¹, M. G. Zhao¹, P. P. Zhao¹, W. R. Zhao¹, Z. G. Zhao¹ⁱ,
H. Q. Zheng¹², J. P. Zheng¹, Z. P. Zheng¹, L. Zhou¹, K. J. Zhu¹, Q. M. Zhu¹,
Y. C. Zhu¹, Y. S. Zhu¹, Z. A. Zhu¹, B. A. Zhuang¹, X. A. Zhuang¹, B. S. Zou¹

(BES Collaboration)

¹ *Institute of High Energy Physics, Beijing 100049, People's Republic of China*

² *China Center for Advanced Science and Technology (CCAST), Beijing 100080, People's Republic of China*

³ *Guangxi Normal University, Guilin 541004, People's Republic of China*

⁴ *Guangxi University, Nanning 530004, People's Republic of China*

⁵ *Henan Normal University, Xinxiang 453002, People's Republic of China*

⁶ *Huazhong Normal University, Wuhan 430079, People's Republic of China*

⁷ *Hunan University, Changsha 410082, People's Republic of China*

⁸ *Jinan University, Jinan 250022, People's Republic of China*

⁹ *Liaoning University, Shenyang 110036, People's Republic of China*

¹⁰ *Nanjing Normal University, Nanjing 210097, People's Republic of China*

¹¹ *Nankai University, Tianjin 300071, People's Republic of China*

¹² *Peking University, Beijing 100871, People's Republic of China*

- ¹³ Shandong University, Jinan 250100, People's Republic of China
¹⁴ Sichuan University, Chengdu 610064, People's Republic of China
¹⁵ Tsinghua University, Beijing 100084, People's Republic of China
¹⁶ University of Hawaii, Honolulu, HI 96822, USA
¹⁷ University of Science and Technology of China, Hefei 230026, People's Republic of China
¹⁸ Wuhan University, Wuhan 430072, People's Republic of China
¹⁹ Zhejiang University, Hangzhou 310028, People's Republic of China
- ^a Current address: DESY, D-22607, Hamburg, Germany
^b Current address: Johns Hopkins University, Baltimore, MD 21218, USA
^c Current address: University of Oklahoma, Norman, Oklahoma 73019, USA
^d Current address: Universite Paris XI, LAL-Bat. 208-BP34, 91898 ORSAY Cedex, France
^e Current address: Max-Planck-Institut fuer Physik, Foehringer Ring 6, 80805 Munich, Germany
^f Current address: University of Toronto, Toronto M5S 1A7, Canada
^g Current address: CERN, CH-1211 Geneva 23, Switzerland
^h Current address: Laboratoire de l'Accélérateur Linéaire, Orsay, F-91898, France
ⁱ Current address: University of Michigan, Ann Arbor, MI 48109, USA

Abstract

Rare decay modes $J/\psi \rightarrow D_S^- \pi^+ + c.c.$, $J/\psi \rightarrow D^- \pi^+ + c.c.$ and $J/\psi \rightarrow \bar{D}^0 \bar{K}^0 + c.c.$ are searched on a basis of 5.77×10^7 J/ψ collected with the BESII detector at BEPC. No signal above background is observed. We present upper limits on the branching fraction $B(J/\psi \rightarrow D_S^- \pi^+) < 1.4 \times 10^{-4}$, $B(J/\psi \rightarrow D^- \pi^+) < 7.5 \times 10^{-5}$ and $B(J/\psi \rightarrow \bar{D}^0 \bar{K}^0) < 1.7 \times 10^{-4}$ with 90% confidence level.

1 INTRODUCTION

The hadronic decays and electromagnetic decays of J/ψ have been widely studied, however weak decays of J/ψ have not been studied in detail [1]. For the J/ψ lying below the $D\bar{D}$ threshold, decays to $D\bar{D}$ are forbidden. Weak decays to one single charm meson accompanied by other non-charm mesons are allowed. The standard model predicts that the branching fractions of flavor changing processes via weak interactions, such as $J/\psi \rightarrow DX$ (where D stands for D_S or D and X stands for π or K_S^0) are at the level of 10^{-8} or below [2] and thus smaller than those of strong and electromagnetic decays. This is unobservable in current experiments. Extensions to the standard model, such as Top Color models [3], the minimal super-symmetric standard model with or without R-parity [4] and the two Higgs doublet model [5], can enhance the branching fraction to $\sim 10^{-5}$. The study of $J/\psi \rightarrow D_S^- \pi^+$, $J/\psi \rightarrow D^- \pi^+$ and

$J/\psi \rightarrow \bar{D}^0 \bar{K}^0$ provide an experimental check and serve as a probe to new physics [6,7]. Figure 1 shows the Feynman diagrams for these decay modes in the framework of the standard model, respectively. Charge conjugated states are implicitly included. In this paper, we'll present a search for $J/\psi \rightarrow D_S^- \pi^+$, $J/\psi \rightarrow D^- \pi^+$ and $J/\psi \rightarrow \bar{D}^0 \bar{K}^0$ in a sample of 5.77×10^7 J/ψ events collected with the Beijing Spectrometer(BESII) [8] detector at the Beijing Electron-Positron Collider(BEPC) [9].

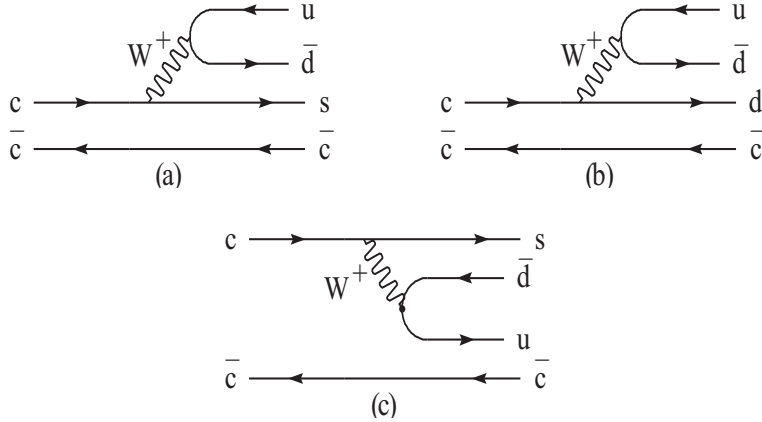


Fig. 1. Leading order electroweak Feynman diagrams for (a) $J/\psi \rightarrow D_S^- \pi^+$, (b) $J/\psi \rightarrow D^- \pi^+$, and (c) $J/\psi \rightarrow \bar{D}^0 \bar{K}^0$ in the standard model.

2 BESII Detector

BES is a conventional solenoidal magnetic detector that is described in detail in Ref. [10]. BESII is the upgraded version of the BES detector [8]. A 12-layer Vertex Chamber (VC) surrounding the beryllium beam pipe provides track and trigger information. A forty-layer main drift chamber (MDC) located just outside the VC provides measurements of charged particle trajectories covering 85% of 4π ; it also provides ionization energy loss (dE/dx) measurements which are used for particle identification (PID). A momentum resolution of $0.017\sqrt{1+p^2}$ (p in GeV/ c) and a dE/dx resolution for hadronic tracks of $\sim 8\%$ are obtained. Time of flight (TOF) of charged particles is measured with an array of 48 scintillation counters surrounding the MDC. The resolution is about 200 ps for hadrons. Outside the TOF counters, a 12 radiation length, lead-gas barrel shower counter (BSC), measures energies and positions of electrons and photons. Solid angle is covered over 80% and resolutions of $\sigma_E/E = 0.22/\sqrt{E}$ (E in GeV), $\sigma_\phi = 7.9$ mrad, and $\sigma_z = 2.3$ cm are obtained. Outside the solenoidal coil, providing a 0.4 T magnetic field over the tracking volume, an instrumented flux return with three double-layer muon counters identify muons with momenta greater than 500 MeV/ c .

Monte Carlo simulations are performed using a GEANT3 based program (SIMBES) with detailed consideration of the detector geometry and response. The consistency between data and Monte Carlo has been checked in many reactions in J/ψ and $\psi(2S)$ decays with reasonable agreement. Details are described in Ref. [11].

3 Event Selection

Due to a large J/ψ hadronic decay background, non-leptonic decay modes do not offer ultimate sensitivity. In this analysis, D_S and D mesons are reconstructed via semileptonic decay modes: $D_S^- \rightarrow \phi e^- \nu_e$, $D^- \rightarrow K^{*0} e^- \nu_e$ and $D^- \rightarrow K^0 e^- \nu_e$, $\bar{D}^0 \rightarrow K^+ e^- \nu_e$. The neutrino is undetectable in the detector, but carries energy and momentum. D_S and D mesons can not be identified by their invariant mass. However, two body constraints can be applied in the mode $J/\psi \rightarrow DX$. Thus they are identified using the momentum information of X meson.

Four charged tracks are required in all selected modes, and the total charge must be equal to zero. In order to ensure well-measured momenta and reliable particle identification, all the tracks are required to be reconstructed in the main drift chamber with a good helix fit. Each track is required to satisfy the geometry selection criterion $|\cos\theta| < 0.8$, where θ is the polar angle, and must originate from the beam interaction region (except the decay daughters of K_S^0), which is defined by $R_{xy} < 2.0\text{cm}$ and $|z| < 20.0\text{cm}$, where R_{xy} and $|z|$ are the closest approach of the charged track in the xy plane and z direction.

A kaon or pion candidate is required to satisfy $W_{K,\pi} > 0.1\%$, where $W_{K,\pi}$ is the weighted likelihood of the hypothesis of kaon or pion, which combines the TOF and dE/dx information. To reduce the misidentification rate, the likelihood ratio $R_{K,\pi} = W_{K,\pi}/(W_K + W_\pi)$ for kaon or pion is required to be greater than 0.7. The ratio of the energy deposit in the BSC to the momentum is used to construct the likelihood for electron identification, $W_e > 1\%$ and $R_e = W_e/(W_\pi + W_K + W_\pi) > 0.85$ are required for electron candidate. The angle between the identified electron and the nearest charged track is required to be greater than 12° to remove backgrounds from photon conversion. Low momentum electrons and pions can not be unambiguously identified, leading to a momentum cut $P_e > 0.25 \text{ GeV}/c$ for electrons.

Neutral Kaons are identified via the decay to $\pi^+\pi^-$. All pairs of oppositely charged tracks are assumed to be $\pi^+\pi^-$. The distance between the K_S^0 decay vertex and the beam axis is required to exceed 5 mm the in xy plane. Background from J/ψ 's decaying to states with extra neutral particles is removed by constraining the number of isolated photons to be zero. An isolated photon

is a photon with an angle between the nearest charged track and the cluster of at least 22° and a difference between the angle of the cluster development direction in the BSC and the reconstructed photon emission direction of less than 60° . In addition the energy deposit in the BSC is required to be larger than 0.1 GeV.

The neutrino of the semi-leptonic decay of the reaction $J/\psi \rightarrow DX$ remains undetected. A kinematic quantity $U_{miss} = E_{miss} - P_{miss}$ is used to identify missing neutrinos, where E_{miss} and P_{miss} are the energy and momentum of the neutrino. Ideally U_{miss} should be consistent with zero. A requirement of $|U_{miss}| < 0.1$ GeV may remove backgrounds from J/ψ decaying to K_L^0 , η and partial π^0 final states which can not be rejected through the initial selection. Events with missing energy due to misidentified pions are rejected by $P_{miss} > 0.2$ GeV/c. Missing particles are required to be in the sensitive region of the detector to further suppress hadronic background.

In the decay mode $J/\psi \rightarrow D_S^- \pi^+$, D_S^- mesons are reconstructed through their decay to $D_S^- \rightarrow \phi e^- \nu_e$, ϕ candidates are reconstructed from two oppositely charged kaons, namely: $\phi \rightarrow K^+ K^-$. The invariant mass of ϕ candidates is required to be within 0.015 GeV/ c^2 of the ϕ nominal mass. In the decay mode $J/\psi \rightarrow D^- \pi^+$, D^- mesons are reconstructed through their decays to $D^- \rightarrow K^{*0} e^- \nu_e$ and $D^- \rightarrow K^0 e^- \nu_e$. The K^{*0} candidates are formed out of K^- and π^+ candidates. Their invariant mass is required to fulfil $|M_{K\pi} - M_{K^{*0}}| < 0.060$ GeV/ c^2 . The K_S^0 candidates are formed out of π^+ and π^- candidates. The mass window is $|M_{\pi^+\pi^-} - M_{K_S^0}| < 0.020$ GeV/ c^2 . As far as the decay mode $J/\psi \rightarrow \bar{D}^0 \bar{K}^0$ is concerned, \bar{D}^0 mesons are reconstructed through their decay to $K^+ e^- \nu_e$. Figure 2 shows the invariant mass distribution of KK , $K\pi$ and $\pi\pi$ from the various decay modes.

Figure 3 shows the recoil momentum distribution of D_S or D meson for the three decay modes after all selection criteria. The two decay modes of $D^- \rightarrow K^{*0} e^- \nu_e$ and $D^- \rightarrow K^0 e^- \nu_e$ are combined in Fig.3(b).

4 Monte Carlo Simulation

Detection efficiencies are determined by detailed Monte Carlo simulations. $J/\psi \rightarrow D_S^- \pi^+$, $J/\psi \rightarrow D^- \pi^+$ and $J/\psi \rightarrow \bar{D}^0 \bar{K}^0$ production and decay, including the detector response are simulated. 50,000 Monte Carlo events are generated for each decay mode. Branching fractions of D_S^- , D^- , and \bar{D}^0 decays are taken from the world average values [12]. The detection efficiencies and branching fractions are listed in Table 1.

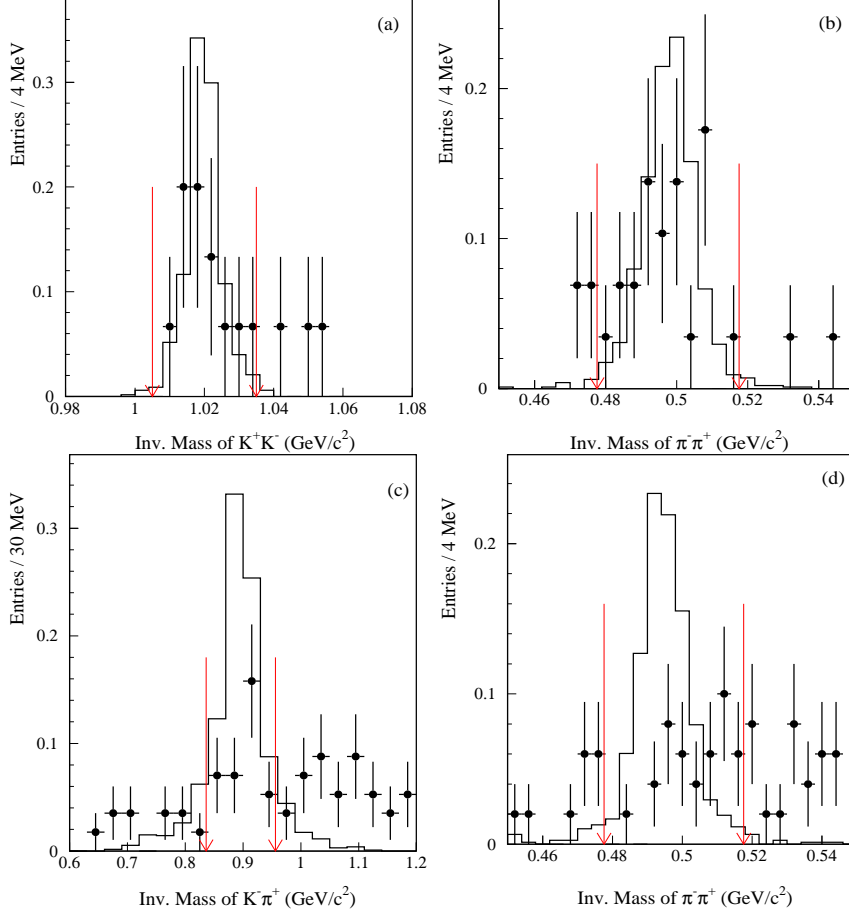


Fig. 2. The invariant mass distribution of resonance candidates (a) ϕ from $J/\psi \rightarrow D_S^- \pi^+$, (b) K_S^0 from $J/\psi \rightarrow \bar{D}^0 \bar{K}^0$, (c) K^{*0} from $J/\psi \rightarrow D^- \pi^+$, $D^- \rightarrow K^{*0} e^- \nu_e$, and (d) K_S^0 from $J/\psi \rightarrow D^- \pi^+$, $D^- \rightarrow K^0 e^- \nu_e$. Data is shown as dots with error bar, the expected signal shape from Monte Carlo simulated signal events is shown as a histogram. The mass cuts are illustrated by arrows and are discussed in the text.

Table 1

Detection efficiencies and branching fractions [12].

Decay mode	Intermediate decay	ε	B
$J/\psi \rightarrow D_S^- \pi^+$	$D_S^- \rightarrow \phi e^- \nu_e, \phi \rightarrow K^- K^+$	2.46%	$(2.4 \pm 0.4)\% \times (49.2 \pm 0.6)\%$
$J/\psi \rightarrow D^- \pi^+$	$D^- \rightarrow K^{*0} e^- \nu_e, K^{*0} \rightarrow K^- \pi^+$	1.90%	$(3.74 \pm 0.21)\%$
$J/\psi \rightarrow D^- \pi^+$	$D^- \rightarrow K^0 e^- \nu_e, K_S^0 \rightarrow \pi^+ \pi^-$	3.76%	$(8.6 \pm 0.5)\% \times 1/2 \times (69.20 \pm 0.05)\%$
$J/\psi \rightarrow \bar{D}^0 \bar{K}^0$	$\bar{D}^0 \rightarrow K^+ e^- \nu_e, K_S^0 \rightarrow \pi^+ \pi^-$	4.82%	$(3.51 \pm 0.11)\% \times 1/2 \times (69.20 \pm 0.05)\%$

5 Systematic Errors

The systematic error of the branching fraction is dominated by uncertainties of MDC simulation (including systematic uncertainties of the tracking

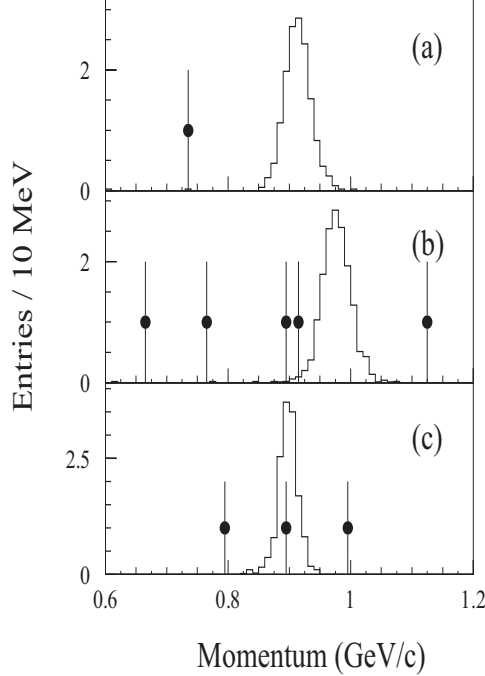


Fig. 3. Momentum distributions of recoil D_S or D meson. (a) $J/\psi \rightarrow D_S^- \pi^+$, (b) $J/\psi \rightarrow D^- \pi^+$, (c) $J/\psi \rightarrow \bar{D}^0 \bar{K}^0$. Data is shown as dots with error bars. The expected signal shape from Monte Carlo simulated signal events is shown as a histogram.

efficiency and other requirements). The efficiency varies between 14.2% and 19.9%. We estimate a systematic error of 2% for requiring the number of isolated photons to be equal to zero, using $J/\psi \rightarrow \rho\pi$ decays [13]. The systematic uncertainty of false electron identification is estimated to be 5% for each electron. Differences in the pion and kaon identification between Data and Monte Carlo simulation indicate a systematic error of 1.5% for each track. The errors on the intermediate decay branching fractions of D_S^- , D^- , \bar{D}^0 , ϕ , and K^{*0} are taken from the PDG [12]. The statistical error of the Monte Carlo sample is also taken into account. The total number of J/ψ events is $(57.7 \pm 2.7) \times 10^6$ [14], determined from inclusive 4-prong hadronic final states, and 4.7% is taken as a systematic uncertainty. All systematic errors are summarized in Table 2.

6 Results

Since no excess is observed for the reactions $J/\psi \rightarrow D_S^- \pi^+$, $J/\psi \rightarrow D^- \pi^+$ and $J/\psi \rightarrow \bar{D}^0 \bar{K}^0$ is observed above background, upper limits for the three decays are calculated. Using a Bayesian method, the upper limits for the observed number of events at the 90% confidence level are 1.70 for $J/\psi \rightarrow D_S^- \pi^+$, 6.21 for $J/\psi \rightarrow D^- \pi^+$ and 4.61 for $J/\psi \rightarrow \bar{D}^0 \bar{K}^0$ as shown in Fig.4.

Table 2

Summary of the systematic errors.

	$J/\psi \rightarrow D_S^- \pi^+$	$J/\psi \rightarrow D^- \pi^+$		$J/\psi \rightarrow \bar{D}^0 \bar{K}^0$
	$D_S^- \rightarrow \phi e^- \nu_e$	$D^- \rightarrow K^{*0} e^- \nu_e$	$D^- \rightarrow K^0 e^- \nu_e$	$\bar{D}^0 \rightarrow K^+ e^- \nu_e$
MDC Simulation	15.6%	14.2%	19.9%	15.5%
Photon veto	2.0%	2.0%	2.0%	2.0%
e PID	5.0%	5.0%	5.0%	5.0%
π, K PID	4.5%	4.5%	4.5%	4.5%
$B(D_s, D)$	16.7%	5.6%	5.8%	3.1%
MC Statistics	4.0%	3.2%	3.9%	3.4%
number of J/ψ	4.7%	4.7%	4.7%	4.7%
total	24.7%	17.7%	22.7%	18.3%

The upper limits on branching fractions are calculated by

$$B_{up} < \frac{n_{UL}^{obs}}{N_{J/\psi} \varepsilon B (1 - \sigma^{sys})} \quad (1)$$

where n_{UL}^{obs} is the upper limit of the observed number of events at the 90% confidence level. $N_{J/\psi}$ is the total number of J/ψ events, ε and B are the detection efficiency and branching fraction, respectively. For the decay mode $J/\psi \rightarrow D^- \pi^+$, εB is the sum of the products obtained from decay modes $D^- \rightarrow K^{*0} e^- \nu_e$ and $D^- \rightarrow K^0 e^- \nu_e$. σ^{sys} is the systematic error of the three decay modes, in the range of 18.3% to 24.7%. In the decay mode $J/\psi \rightarrow D^- \pi^+$, D^- mesons are reconstructed from two decay modes, the systematic uncertainty is 21.2% weighted by their branching fractions.

Table 3

Numbers used in the calculation of upper limits on the branching fractions of $J/\psi \rightarrow D_S^- \pi^+$, $J/\psi \rightarrow D^- \pi^+$ and $J/\psi \rightarrow \bar{D}^0 \bar{K}^0$.

	$J/\psi \rightarrow D_S^- \pi^+$	$J/\psi \rightarrow D^- \pi^+$	$J/\psi \rightarrow \bar{D}^0 \bar{K}^0$
n_{UL}^{obs}	1.70	6.21	4.61
εB	2.90×10^{-4}	1.83×10^{-3}	5.85×10^{-4}
Sys. Err.	24.7%	21.2%	18.3%
$B(90\% \text{C.L.})$	$< 1.4 \times 10^{-4}$	$< 7.5 \times 10^{-5}$	$< 1.7 \times 10^{-4}$

In summary, we have searched for the decays of $J/\psi \rightarrow D_S^- \pi^+$, $J/\psi \rightarrow D^- \pi^+$ and $J/\psi \rightarrow \bar{D}^0 \bar{K}^0$ using $5.77 \times 10^7 J/\psi$ events taken by the BESII detector at the BEPC e^+e^- collider. No evidence for any of these decays is found. The final results for the 90% confidence level upper limit of the branching fractions are listed in Table 3.

Acknowledgements

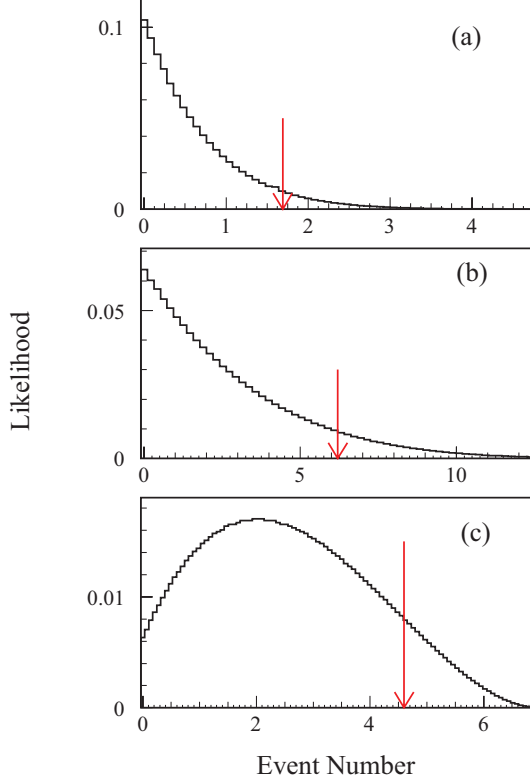


Fig. 4. Likelihood distributions for the observed number of events for (a) $J/\psi \rightarrow D_S^- \pi^+$, (b) $J/\psi \rightarrow D^- \pi^+$, and (c) $J/\psi \rightarrow \bar{D}^0 \bar{K}^0$. The observed number of events at a Bayesian 90% confidence level for the three channels are indicated by arrows in the plots.

The BES collaboration thanks the staff of BEPC and computing center for their hard efforts. This work is supported in part by the National Natural Science Foundation of China under contracts Nos. 10491300, 10225524, 10225525, 10425523, 10625524, 10521003, the Chinese Academy of Sciences under contract No. KJ 95T-03, the 100 Talents Program of CAS under Contract Nos. U-11, U-24, U-25, and the Knowledge Innovation Project of CAS under Contract Nos. U-602, U-34 (IHEP), the National Natural Science Foundation of China under Contract No. 10225522 (Tsinghua University), and the Department of Energy under Contract No. DE-FG02-04ER41291 (U. Hawaii).

References

- [1] BES Collaboration, M. Ablikim, et al., Phys. Lett. **B639** (2006) 418.
- [2] Miguel Angel Sanchis-Lonzano, Z. Phys. **C62** (1994) 271.
- [3] C. Hill, Phys. Lett. **B345** (1995) 483.

- [4] C.S. Aulakh, R.N. Mohapatra, Phys. Lett. **B119** (1982) 136.
- [5] S. Glashow and S. Weinberg, Phys. Rev. **D15** (1977) 1858.
- [6] Xinmin Zhang, High Energy Phys. Nucl. Phys. 25 (2001) 461.
- [7] A. Datta, P.J. O'Donnell, S. Pakvasa and X. Zhang, Phys. Rev. **D60** (1999) 014011.
- [8] BES Collaboration, J.Z. Bai, et al., Nucl. Instrum. Methods **A458** (2001) 627.
- [9] C. Zhang, et. al., in: J. Rossback(Ed.). HEACC'92 Hamburg, XVth International Conference on High Energy Accelerators, Hamburg, Germany, 20-24 July, 1992, p.409.
- [10] BES Collaboration, J.Z. Bai, et al., Nucl. Instrum. Methods **A344** (1994) 319.
- [11] BES Collaboration, M. Ablikim, et al., Nucl. Instrum. Methods **A552** (2005) 344.
- [12] Particle Data Group, W. M. Yao, et al., Journal of Physics **G33**, 1 (2006).
- [13] S.M. Li, et al., High Energy Phys. Nucl. Phys. 28 (2004) 859(in Chinese).
- [14] S.S. Fang, et al., High Energy Phys. Nucl. Phys. 27 (2003) 277(in Chinese).