

High Azole Resistance in *Aspergillus fumigatus* Isolates from Strawberry Fields, China, 2018

Yong Chen,¹ Fengshou Dong,¹ Jingya Zhao, Hong Fan, Chunping Qin, Runan Li, Paul E. Verweij, Yongquan Zheng,² Li Han²

In 2018, we conducted a cross-sectional study to investigate azole resistance in environmental *Aspergillus fumigatus* isolates obtained from different agricultural fields in China. Using 63 soil cores, we cultured for azole-resistant *A. fumigatus* and characterized isolates by their *cyp51A* gene type, short tandem repeat genotype, and mating type. Of 206 *A. fumigatus* isolates, 21 (10.2%) were azole resistant. Nineteen of 21 had mutations in their *cyp51A* gene (5 TR34/L98H, 8 TR34/L98H/S297T/F495I, 6 TR46/Y121F/T289A). Eighteen were cultured from soil samples acquired from strawberry fields, suggesting this soil type is a potential hotspot for azole resistance selection. Twenty resistant isolates were mating type MAT1-1, suggesting asexual sporulation contributed to their evolution. Prochloraz, difenoconazole, and tebuconazole were the most frequently detected fungicides in soil samples with azole-resistant fungus. Our study results suggest that managing the fungicides used in agriculture will help contain the problem of antifungal drug resistance in clinics.

Triazoles are among the main class of drugs used for the treatment of invasive and chronic aspergillosis (1,2). However, the effectiveness of this drug class is being threatened by the emergence and global spread of azole resistance in clinical and environmental *Aspergillus fumigatus* isolates (3,4). Resistance is believed to develop predominantly through 2 distinct routes: long-term clinical azole therapy and the environmental application of azole fungicides, some of which have been shown to have

molecular targets identical to those of medical triazoles and have activity against *A. fumigatus* (4,5). The main resistance mechanism of *A. fumigatus* involves point mutations in *cyp51A* (gene encoding the protein targeted by antifungal azoles) with or without a tandem repeat (TR) insertion in its promoter (6). Two *cyp51A* variants believed to be associated with environmental resistance selection, TR34/L98H and TR46/Y121F/T289A, are highly prevalent worldwide, although the frequency of these resistance alleles varies considerably from country to country (<5%–30%) (4,7–9). Differences in these reported resistance frequencies could be caused by the study design (i.e., the sampling strategy, number of colonies analyzed, and choice of denominator). On the other hand, the reported variances might instead reflect true differences caused by poorly understood phenomena.

One factor that could be contributing to the variation in resistance allele frequencies is differences in regional azole compound use. The use of azole fungicides provides selective pressure for the development of azole resistance among species in soils. Resistance has been reported in environmental *A. fumigatus* isolates in 2 studies conducted in China, and the prevalence of resistance reported in these studies was 1.4% and 2.1% (10,11). However, in these studies, the concentration of fungicides in the environment the isolates came from was not measured. Also, whether environmental hotspots exist for resistance selection is unknown. Sites supporting the growth, reproduction, and genetic variation of *A. fumigatus* and containing residual azole fungicides, which can facilitate the emergence, amplification, and spread of triazole resistance mutations, are considered to be potential

Author affiliations: Chinese People's Liberation Army Center for Disease Control and Prevention, Beijing, China (Y. Chen, J. Zhao, H. Fan, C. Qin, L. Han); Chinese Academy of Agricultural Sciences, Beijing (F. Dong, R. Li, Y. Zheng); Radboud University Medical Center, Nijmegen, the Netherlands (P.E. Verweij)

DOI: <https://doi.org/10.3201/eid2601.190885>

¹These authors contributed equally to this article.

²These senior authors contributed equally to this article.

hotspots for azole resistance (12). Here, we describe a cross-sectional study we conducted to investigate azole resistance in *A. fumigatus* isolates in different agricultural fields, identify hotspots of resistance, and evaluate the relationship between azole resistance and use of azole fungicides.

Methods

Collection of Soil Samples

During July–August 2018, we collected 63 soil cores from agricultural farms or greenhouses located in 8 cities of China (Harbin, Beijing, Weifang, Nanjing, Wuhan, Hangzhou, Yichun, and Loudi; Appendix Figure, <https://wwwnc.cdc.gov/EID/article/26/1/19-0885-App1.pdf>). We acquired soil cores (to a depth of 20 cm) near rice, watermelon, strawberry, tea leaf, mandarin orange, and vegetable (eggplant, pepper, water spinach, shallot, cabbage, and tomato) (Appendix Table 1) crops using a soil sampler.

Isolation and Identification of *A. fumigatus* Isolates

We handled and plated samples according to previously described methods (13–15) with some modifications. In brief, for each soil core, we suspended 2 g of soil from the top (0 cm) and bottom (20 cm) of the column separately into 8 mL of sterile saline with 1% tween and vortexed. We then plated 100 μ L of these suspensions on Sabouraud dextrose agar supplemented with chloramphenicol (50 mg/L; Sigma-Aldrich, <https://www.sigmaaldrich.com>) and incubated at 42°C. We examined plates for *A. fumigatus* growth at 24 h, 48 h, and 72 h. We randomly selected 5 colonies showing *A. fumigatus* morphology for further identification. If the total number of *Aspergillus*-like colonies on the plate was <5 , we subcultured them all. We confirmed colonies were *A. fumigatus* isolates by assessing their capacity to grow at 48°C and by sequencing the β -tubulin gene, as previously described (16).

Detection of Residual Fungicide in Soil Samples

We set aside 10 g of soil from the top (0 cm) and bottom (20 cm) of soil cores for residual fungicide analysis. We detected the 6 main fungicides used in agriculture in China (difenoconazole, tebuconazole, epoxiconazole, prochloraz, imazalil, and tricyclazole) using ultra-high-performance liquid chromatography coupled with tandem mass spectrometry by using an Acquity UPLC BEH Column (2.1 mm \times 50 mm, 1.7- μ m particle size; Waters, <https://www.waters.com>) (Appendix Table 2), as previously described (17). The mobile phase of the

column included chromatographically pure methanol (solution A) and 0.2% formic acid (vol/vol) in Milli-Q water (<http://www.emdmillipore.com>) (solution B), and the flow rate was 0.3 mL/min. We used the following gradient program to detect fungicides with the column: 10% solution A (0 min), 90% solution A (0–1.7 min), 90% solution A (1.7–3.0 min), 10% solution A (3.0–3.1 min), and 10% solution A (3.1–4.0 min).

Screening of Azole Resistance

Because VIP check screening plates (<https://www.vipcheck.nl>) are not commercially available in China, we screened *A. fumigatus* isolates for azole resistance using azole-containing 4-well plates that we prepared. In plate wells, we used RPMI 1640 agar medium (Sigma-Aldrich) supplemented with 4 mg/L itraconazole, 2 mg/L voriconazole, 0.5 mg/L posaconazole, or no fungicide (control well), according to European Committee on Antimicrobial Susceptibility Testing (EUCAST) recommendations (18). We used 2 azole-resistant isolates (C135 and C02810) from our laboratory (19) and 1 azole-susceptible isolate (ATCC 204305; American Tissue Culture Collection, <https://www.atcc.org>) for quality control purposes. We performed experimental procedures and interpreted results as recommended by EUCAST (18).

Antifungal Drug Susceptibility Testing and *cyp51A* Gene Sequencing

We conducted antifungal drug susceptibility testing for all isolates demonstrating any growth on ≥ 1 azole-containing agar plate. We conducted in vitro drug susceptibility testing with 3 clinical azoles (itraconazole, voriconazole, and posaconazole) and 7 azole fungicides used in agriculture (epoxiconazole, bromucanazole, tebuconazole, difenoconazole, propiconazole, imazalil, and prochloraz) using the EUCAST microbroth dilution E. Def 9.3 method (20). We used the same drug concentration ranges and methods for quality control as done in our previous study (19) and, for confirmed azole-resistant isolates, amplified and sequenced the *cyp51A* gene and its promoter, as described previously (21).

Genotyping of *A. fumigatus* Isolates

For all azole-resistant isolates, we determined cell surface protein (CSP) type and short tandem repeat (STR) type (i.e., type of 9 microsatellite loci [STRAf 2A, 2B, 2C, 3A, 3B, 3C, 4A, 4B, and 4C]) by PCR amplification and sequencing (22,23). We identified the

mating type of all azole-resistant isolates and a randomly selected subset of azole-susceptible isolates using a PCR (with 2 different primer sets) designed to amplify mating type-specific genes (24). We genetically characterized the azole-resistant *A. fumigatus* (ARAF) isolates obtained in this study ($n = 21$) and other studies conducted in China ($n = 30$) by performing a categorical analysis of the previously mentioned 9 microsatellite markers using the UPGMA clustering in BioNumerics 7.5 (<http://www.applied-maths.com>). We also analyzed the STR typing data of all ARAF isolates from this study and 580 representative azole-resistant and azole-susceptible isolates from different countries (19) and presented the information as a minimum spanning tree of categorical data with default settings.

Statistical Analysis

We analyzed data with SPSS 19.0 (IBM Corporation, <https://www.ibm.com>) and used the χ^2 test to evaluate differences in the prevalence of ARAF isolates by sample type. We considered p values <0.05 statistically significant.

Results

Detection of Azole-Resistant *A. fumigatus* Isolates in Soil Samples

From 126 soil sample suspensions cultured for 72 h, we obtained 210 suspected *A. fumigatus* isolates. After further phenotypic and genotypic identification, 206 isolates (140 from topsoil [0 cm] and 66 from deep soil [20 cm]) were identified as *A. fumigatus sensu stricto* (Table 1). After screening for azole resistance on self-prepared 4-well plates, 23 isolates showed the ability to grow on ≥ 1 azole-containing agar. Further confirmatory MIC testing showed that 21 *A. fumigatus* isolates were azole resistant according to EUCAST criteria. The total prevalence of azole resistance among all *A. fumigatus* isolates was 10.2% (21/206).

Overall, 19 ARAF isolates were obtained from 8 topsoil samples acquired near strawberry, vegetable, and rice plants, and 2 ARAF isolates were obtained from 2 deep soil samples acquired near strawberry plants. The prevalence of ARAF isolates was higher in topsoil samples (13.6% [19/140]) than deep soil samples (3.0% [2/66], $\chi^2 = 5.44$; $p = 0.020$). Of 10 soil cores acquired near strawberry plants, ARAF isolates were detected in 6 (60.0%) topsoil samples and 2 (20.0%) deep soil samples. The 8 soil cores positive for ARAF isolates originated from 8 different farms in Nanjing and Hangzhou in eastern China.

Table 1. Prevalence of ARAF isolates in soil samples from different crops, China, 2018*

Crop	Soil depth, cm	No. ARAF-positive soil samples/no. samples (%)	No. ARAF isolates/no. isolates (%)
Watermelon	0	0/10	0/33
	20	0/10	0/13
Rice	0	1/16 (6.3)	1/20 (5.0)
	20	0/16	0/11
Vegetable	0	1/11 (9.1)	2/33 (6.1)
	20	0/11	0/18
Strawberry	0	6/10 (60.0)	16/44 (36.4)
	20	2/10 (20.0)	2/23 (8.7)
Tea leaf	0	0/5	0/6
	20	0/5	0/0
Citrus	0	0/11	0/4
	20	0/11	0/1
Total	0	8/63 (12.7)	19/140 (13.6)
	20	2/63 (3.2)	2/66 (3.0)

*ARAF, azole-resistant *Aspergillus fumigatus*.

Characterization of Azole-Resistant

A. fumigatus Isolates

Of 21 ARAF isolates, 17 were resistant to itraconazole (MIC ≥ 4 mg/L), 15 were resistant to voriconazole (MIC ≥ 4 mg/L), and all were resistant to posaconazole (MIC ≥ 0.5 mg/L) (Appendix Table 3). Sequencing of the *cyp51A* gene and its promoter showed that 19 ARAF isolates harbored 3 commonly identified nucleotide and amino acid change combinations, TR34/L98H ($n = 5$), TR34/L98H/S297T/F495I ($n = 8$), and TR46/Y121F/T289A ($n = 6$); no mutations were identified in the remaining 2 ARAF isolates (E2012-0-2 and E2012-0-4). CSP typing showed that all 5 TR34/L98H ARAF variants corresponded to CSP type t02, 7 of 8 TR34/L98H/S297T/F495I ARAF variants corresponded to CSP type t01 or t11, and all 6 TR46/Y121F/T289A ARAF variants corresponded to CSP type t01 or t04A. The results of mating type identification showed that 20 ARAF isolates were MAT1-1, and only 1 isolate (E2006-0-5) was MAT1-2. Among 21 randomly selected azole-susceptible *A. fumigatus* isolates, 12 were MAT1-1 and 9 MAT1-2.

In Vitro Susceptibility to Azole Fungicides

High MICs of 5 azole fungicides (epoxiconazole, bromuconazole, tebuconazole, difenoconazole, and propiconazole) were required to inhibit the growth of the 19 ARAF isolates with *cyp51A* mutations (Appendix Table 3). For the 2 ARAF isolates that harbored no *cyp51A* mutations (E2012-0-2 and E2012-0-4), reference strain ATCC 204305, and the azole-susceptible *A. fumigatus* isolates in our previous study (19), the MICs of all 7 azole fungicides tested were similar. The MICs of the 2 imidazoles (imazalil and prochloraz) were greater for the TR34/L98H/S297T/F495I and TR46/Y121F/T289A ARAF isolates than they were

for the TR34/L98H ARAF isolates and the ARAF isolates without *cyp51A* mutations. For the TR34/L98H/S297T/F495I and TR46/Y121F/T289A ARAF isolates, the MICs of prochloraz were >32 mg/L.

Detection of Residual Azole Fungicide in Soil Samples

Of the 6 azole fungicides used in agriculture that we tested for, difenoconazole, prochloraz, and tebuconazole were the most frequently detected; epoxiconazole and imazalil were not detected in any soil samples (Table 2). Of the 10 topsoil samples acquired from strawberry-planted fields, difenoconazole (0.0104–0.0385 mg/kg) was detected in 8 and prochloraz (0.0116–0.05 mg/kg) in 7 (Appendix Table 1). We also detected prochloraz in 3 soil samples from 2 sampling sites of vegetable-planted fields. Tebuconazole was detected in 23 of the 32 topsoil and deep soil samples acquired from rice-planted fields. Prochloraz (0.0115–0.05 mg/kg) was detected in 6 of 8 ARAF-positive topsoil samples, difenoconazole (0.0115–0.0385 mg/kg) in 5 of 8, and tebuconazole (0.015–0.0805 mg/kg) in 3 of 8. No azole fungicides were detected in the 2 ARAF-positive deep soil samples. Many azole fungicides, including prochloraz and difenoconazole, had been actively used by the farmers of the fields that we sampled to control for disease during seasons of high temperatures.

Genetic Characterization of Azole-Resistant

A. fumigatus Isolates

ARAF isolates with *cyp51A* mutations had a high diversity of STR types. We observed a close genetic relationship for 5 TR34/L98H/S297T/F495I isolates obtained from strawberry fields of 2 different farms in Hangzhou (Figure 1). The 4 TR46/Y121F/T289A variants isolated from strawberry fields of 3 different farms in Hangzhou were also closely related. The 2

ARAF isolates without *cyp51A* mutations (E2012-0-2 and E2012-0-4) were not genetically related to any other isolate from China, except for a clinical isolate with a G54V amino acid change.

We evaluated the population structure of 601 worldwide *A. fumigatus* isolates on the basis of their STR type (Figure 2). All of the ARAF isolates from Nanjing were part of the major clone complex of ARAF strains disseminated widely throughout the world. All 5 TR34/L98H/S297T/F495I isolates and 4 TR46/Y121F/T289A isolates from Hangzhou clustered within a group mainly consisting of azole-susceptible *A. fumigatus* isolates. These findings suggest that the ARAF isolates from Hangzhou and Nanjing originated from different sources.

Discussion

The rapid dissemination of azole resistance among *A. fumigatus* strains around the world has become an increasing public health problem. An investigation in the Netherlands indicated that an azole resistance mutation (a triple 46-bp repeat in the *cyp51A* promoter) continues to spread in the environment, and compost containing residual azole fungicide was identified as the possible hotspot for this *A. fumigatus* variant (25). As of November 2019, a limited number of studies were available on azole resistance among environmental *A. fumigatus* isolates obtained from agricultural fields in China. In 1 study, the prevalence of azole resistance among 73 *A. fumigatus* isolates collected from soils near crops producing vegetables and fruits (such as strawberries, grapes, carrots, watermelons, pumpkins, shallots, luffas, and eggplants) was investigated in greenhouses in Zhejiang Province (11). In that study, the authors were able to identify 3 (4.1%) resistant isolates: 1 TR34/L98H/S297T/F495I isolate and 1 TR46/Y121F/T289A isolate from soils

Table 2. Fungicides detected in soil samples acquired near different crops, China, 2018

Crop	Soil depth, cm	No. soil samples	No. (%) samples containing fungicide*					
			Difenoconazole	Prochloraz	Tebuconazole	Epoxiconazole	Imazalil	Tricyclazole
Watermelon	0	10	0	0	1 (10.0)	0	0	0
	20	10	0	0	0	0	0	0
Rice	0	16	0	1 (6.3)	12 (75.0)	0	0	4 (25.0)
	20	16	0	1 (6.3)	11 (68.8)	0	0	0
Vegetable	0	11	1 (9.1)	3 (27.3)	1 (9.1)	0	0	0
	20	11	0	0	0	0	0	0
Strawberry	0	10	8 (80.0)	7 (70.0)	3 (30.0)	0	0	0
	20	10	1 (10.0)	1 (10.0)	1 (10.0)	0	0	0
Tea leaf	0	5	0	0	0	0	0	0
	20	5	0	0	0	0	0	0
Citrus	0	11	0	0	0	0	0	0
	20	11	0	0	0	0	0	0
Total	0	63	9 (14.3)	11 (17.5)	17 (27.0)	0	0	4 (6.3)
	20	63	1 (1.6)	2 (3.2)	12 (19.0)	0	0	0

*Detection limit for all 6 fungicides was 0.01 mg/kg.

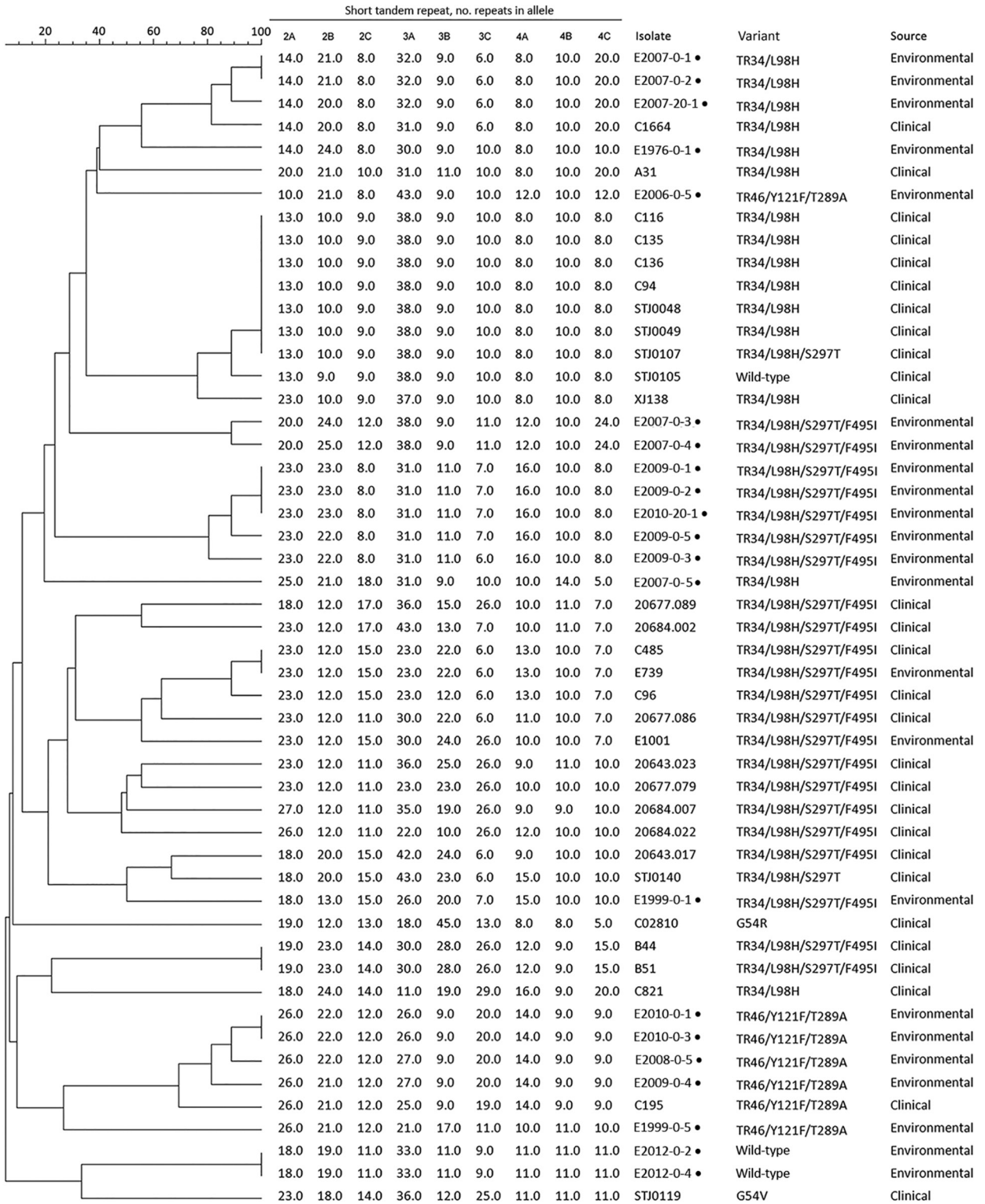


Figure 1. Genotypes of 21 azole-resistant *Aspergillus fumigatus* isolates obtained from farm soils in China, 2018 (black dots), and other azole-resistant *A. fumigatus* isolates from China. This dendrogram was constructed on the basis of a categorical analysis of 9 microsatellite markers (short tandem repeats 2A–4C) by using the UPGMA. Scale bar indicates percentage identity.

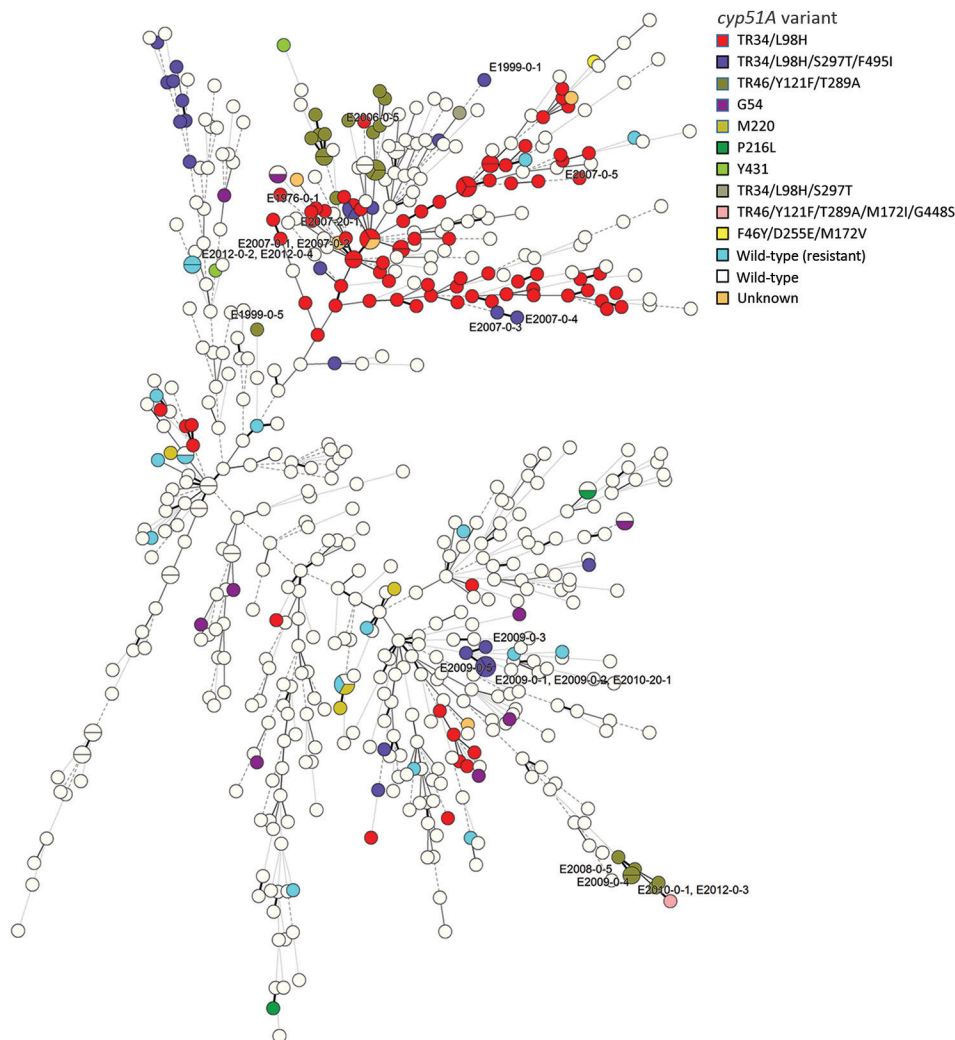


Figure 2. Minimum spanning tree of 21 environmental azole-resistant *Aspergillus fumigatus* (ARAF) isolates, China, 2018 (labeled), and 580 other ARAF and azole-susceptible *A. fumigatus* isolates. The tree was constructed on the basis of short tandem repeat type for all 9 microsatellite markers. Each circle represents 1 unique short tandem repeat genotype but might include multiple *cyp51A* variants. All ARAF isolates from Nanjing are located in the upper right clade of the tree, which represents a major clone complex of ARAF strains disseminated worldwide. All 5 TR34/L98H/S297T/F495I and 4 TR46/Y121F/T289A isolates from Hangzhou are located in the lower right clade of the tree, consisting mainly of azole-susceptible *A. fumigatus* isolates.

near strawberry plants and 1 TR46/Y121F/T289A isolate from soil near a luffa plant. However, the azole fungicide levels in the samples were not investigated, and no TR34/L98H isolate was cultured.

Our study suggests that, in China, ARAF with different *cyp51A* mutations is abundant in strawberry field soils and might be a potential hotspot for the emergence of *A. fumigatus* azole resistance. In a study conducted in the United Kingdom, azole-resistant *A. fumigatus* isolates were identified in several products, including tea and peppers, some of which originated from China (26). In this study, we found 2 ARAF isolates in soil sampled near pepper plants. The findings of these 2 studies suggest a high possibility for the transmission of ARAF isolates through international trade, which could pose a great challenge for containing the problem of azole resistance.

We characterized azole resistance of *A. fumigatus* isolates collected at 2 different soil depths, at the

surface and 20 cm below the surface. Our results showed that the prevalence of ARAF isolates was much higher in topsoil samples than deep soil samples, a finding potentially attributable to different selective pressures at different soil depths. Compared with the azole fungicide detection rates in 20-cm deep soil samples, the detection rates, particularly for 3 fungicides (difenoconazole, tebuconazole, and prochloraz), in topsoil samples were substantially higher. In the 8 topsoil samples harboring the 19 ARAF isolates, we detected ≥ 1 azole fungicide, prochloraz being the most prevalent.

In vitro susceptibility testing showed that the MIC of prochloraz was much higher for *A. fumigatus* TR34/L98H/S297T/F495I isolates than TR34/L98H isolates. This finding is consistent with our previous study (19), which suggested that F495I is needed for high imidazole MICs for TR34/L98H/S297T/F495I isolates.

The primary reason for azole fungicide application is not to prevent *A. fumigatus* growth but to prevent green mold, the most destructive postharvest disease of citrus plants caused by *Penicillium digitatum*. Imidazole is the primary fungicide used to control for this disease in China. Surveillance data have shown that imidazole-resistant *P. digitatum* has been isolated from the provinces of Zhejiang, Hubei, and Jiangxi, and the prevalences in these provinces are >30% (27,28). Alignments of *cyp51* protein sequences have shown that F495I in *cyp51A* of *A. fumigatus* corresponds to F506I in *cyp51B* of *P. digitatum*, suggesting that these 2 pathogens harbor similar resistance mechanisms. Therefore, agricultural use of imidazole fungicides might also contribute to the emergence of azole resistance in *A. fumigatus*.

China produces a substantial number of agricultural products and uses a wide array of fungicides for crop protection (29). The total amount of fungicides used in agriculture in China was ≈80 million kg/year during 2013–2016, and azole fungicides accounted for more than one third of these fungicides. Triazoles (e.g., tebuconazole) and imidazoles (e.g., prochloraz) are 2 of the most commonly used azole fungicide drug classes. The national registry from the Chinese Ministry of Agriculture showed that, within the azole fungicide class, the usage of tebuconazole and prochloraz almost doubled during 2012–2016. Unlike in countries in Europe, where imidazoles are used less often than triazoles, in China, the frequency of use of imidazoles and triazoles are comparable.

The Chinese Ministry of Agriculture previously released a series of policies on pesticide use (the Zero Growth of Pesticide Usage program) to reduce overuse and inappropriate use of pesticides in agriculture, and the goal of this program was achieved in 2016. Reducing the amount of fungicide used on some crops is likely to happen in China in the near future, which will provide us the opportunity to evaluate the effect of agricultural fungicide use on clinical resistance.

The genetic analysis of ARAF isolates from this study and previous studies provided us information about the emergence of azole resistance in *A. fumigatus* in China. First, nearly all ARAF isolates were MAT1–1, except 1 isolate, E2006-0-5, which was a TR46/Y121F/T289A variant, suggesting that these ARAF isolates mainly evolved and disseminated through asexual sporulation. A possible role for sexual reproduction in the emergence of azole resistance was reported in the study of isolates from compost samples containing residual azole fungicide (25). Compost heaps are warm, dark environments

low in oxygen and high in carbon dioxide that promote sexual reproduction and thus genetic recombination; hence, sexual reproduction might also facilitate the emergence of azole resistance. However, mating type has rarely been reported in most studies, so a conclusion on the role of sexual and asexual reproduction in azole resistance cannot be drawn. Second, the ARAF variants that we isolated (which harbored different *cyp51A* mutations) were genetically unrelated to each other, suggesting that these isolates might have evolved from different sources. Third, compared with the major ARAF clone complex of strains disseminated worldwide, the genotypes of the ARAF isolates from Hangzhou were closely related to azole-susceptible *A. fumigatus* isolates (Figure 2); this finding suggests that the isolates from Hangzhou might be new strains evolving under the selective pressure of the azole fungicides used in that environment.

In conclusion, we identified strawberry planting sites as potential hotspots for the development of azole resistance in *A. fumigatus* in China. The 3 most common *cyp51A* variants, namely TR34/L98H, TR34/L98H/S297T/F495I, and TR46/Y121F/T289A, which accounted for nearly 90% of all the ARAF isolates in China, might be regarded as the 3 fitness peaks in the fitness landscape of *A. fumigatus* (30). ARAF isolates with different *cyp51A* mutations can coexist in the same soil sample. Both triazole and imidazole fungicides might provide the selective pressure for the development of azole resistance in *A. fumigatus*. The management of fungicide use in agricultural fields, especially those serving as potential resistance hotspots, such as strawberry fields, is needed to curb the emergence of antifungal drug resistance in clinics.

Acknowledgments

We thank the National Agricultural Technology Extension Service Center, Ministry of Agriculture, China, for providing the data on use of azole fungicides in agriculture in China.

This study was supported by a grant from the Beijing Nova Program (Z181100006218107), National Key Program for Infectious Diseases of China (2018ZX10712001-009, 2018ZX10733-402), National Natural Science Foundation of China (31872004, 81772163), and Beijing Natural Science Foundation (7172157).

About the Author

Dr. Chen is a researcher from the Chinese PLA Center for Disease Control and Prevention, Beijing, China. His primary research interest is the epidemiology of antimicrobial resistance.

References

- Patterson TF, Thompson GR III, Denning DW, Fishman JA, Hadley S, Herbrecht R, et al. Practice guidelines for the diagnosis and management of aspergillosis: 2016 update by the Infectious Diseases Society of America. *Clin Infect Dis*. 2016;63:e1–60. <https://doi.org/10.1093/cid/ciw326>
- Denning DW, Cadranel J, Beigelman-Aubry C, Ader F, Chakrabarti A, Blot S, et al.; European Society for Clinical Microbiology and Infectious Diseases and European Respiratory Society. Chronic pulmonary aspergillosis: rationale and clinical guidelines for diagnosis and management. *Eur Respir J*. 2016;47:45–68. <https://doi.org/10.1183/13993003.00583-2015>
- Garcia-Rubio R, Cuenca-Estrella M, Mellado E. Triazole resistance in *Aspergillus* species: an emerging problem. *Drugs*. 2017;77:599–613. <https://doi.org/10.1007/s40265-017-0714-4>
- Verweij PE, Chowdhary A, Melchers WJ, Meis JF. Azole resistance in *Aspergillus fumigatus*: can we retain the clinical use of mold-active antifungal azoles? *Clin Infect Dis*. 2016;62:362–8. <https://doi.org/10.1093/cid/civ885>
- Snelders E, Camps SM, Karawajczyk A, Schaftenaar G, Kema GH, van der Lee HA, et al. Triazole fungicides can induce cross-resistance to medical triazoles in *Aspergillus fumigatus*. *PLoS One*. 2012;7:e31801. <https://doi.org/10.1371/journal.pone.0031801>
- Berger S, El Chazli Y, Babu AF, Coste AT. Azole resistance in *Aspergillus fumigatus*: a consequence of antifungal use in agriculture? *Front Microbiol*. 2017;8:1024. <https://doi.org/10.3389/fmicb.2017.01024>
- Vermeulen E, Maertens J, De Bel A, Nulens E, Boelens J, Surmont I, et al. Nationwide surveillance of azole resistance in *Aspergillus* diseases. *Antimicrob Agents Chemother*. 2015;59:4569–76. <https://doi.org/10.1128/AAC.00233-15>
- van der Linden JW, Arendrup MC, Warris A, Lagrou K, Pelloux H, Hauser PM, et al. Prospective multicenter international surveillance of azole resistance in *Aspergillus fumigatus*. *Emerg Infect Dis*. 2015;21:1041–4. <https://doi.org/10.3201/eid2106.140717>
- Wiederhold NP, Gil VG, Gutierrez F, Lindner JR, Albataineh MT, McCarthy DJ, et al. First detection of TR34 L98H and TR46 Y121F T289A cyp51 mutations in *Aspergillus fumigatus* isolates in the United States. *J Clin Microbiol*. 2016;54:168–71. <https://doi.org/10.1128/JCM.02478-15>
- Chen Y, Lu Z, Zhao J, Zou Z, Gong Y, Qu F, et al. Epidemiology and molecular characterizations of azole resistance in clinical and environmental *Aspergillus fumigatus* isolates from China. *Antimicrob Agents Chemother*. 2016;60:5878–84. <https://doi.org/10.1128/AAC.01005-16>
- Ren J, Jin X, Zhang Q, Zheng Y, Lin D, Yu Y. Fungicides induced triazole-resistance in *Aspergillus fumigatus* associated with mutations of TR₃₄/Y121F/T289A and its appearance in agricultural fields. *J Hazard Mater*. 2017;326:54–60. <https://doi.org/10.1016/j.jhazmat.2016.12.013>
- Schoustra SE, Debets AJM, Rijs AJMM, Zhang J, Snelders E, Leendertse PC, et al. Environmental hotspots for azole resistance selection of *Aspergillus fumigatus*, the Netherlands. *Emerg Infect Dis*. 2019;25:1347–53. <https://doi.org/10.3201/eid2507.181625>
- Mortensen KL, Mellado E, Lass-Flörl C, Rodriguez-Tudela JL, Johansen HK, Arendrup MC. Environmental study of azole-resistant *Aspergillus fumigatus* and other aspergilli in Austria, Denmark, and Spain. *Antimicrob Agents Chemother*. 2010;54:4545–9. <https://doi.org/10.1128/AAC.00692-10>
- Snelders E, Huis In 't Veld RA, Rijs AJ, Kema GH, Melchers WJ, Verweij PE. Possible environmental origin of resistance of *Aspergillus fumigatus* to medical triazoles. *Appl Environ Microbiol*. 2009;75:4053–7. <https://doi.org/10.1128/AEM.00231-09>
- Chowdhary A, Sharma C, van den Boom M, Yntema JB, Hagen F, Verweij PE, et al. Multi-azole-resistant *Aspergillus fumigatus* in the environment in Tanzania. *J Antimicrob Chemother*. 2014;69:2979–83. <https://doi.org/10.1093/jac/dku259>
- Balajee SA, Gribskov JL, Hanley E, Nickle D, Marr KA. *Aspergillus lentulus* sp. nov., a new sibling species of *A. fumigatus*. *Eukaryot Cell*. 2005;4:625–32. <https://doi.org/10.1128/EC.4.3.625-632.2005>
- Li R, Chen Z, Tao Y, Pan X, Jiang D, Dong F, et al. Determination of valifenalate in grape, vegetables, and soil using ultrahigh performance liquid chromatography tandem mass spectrometry and exploration of its degradation behavior in grape field. *Food Anal Methods*. 2019;12:742–51. <https://doi.org/10.1007/s12161-018-1399-3>
- Guinea J, Verweij PE, Meletiadis J, Mouton JW, Barchiesi F, Arendrup MC, et al.; Subcommittee on Antifungal Susceptibility Testing of the ESCMID European Committee for Antimicrobial Susceptibility Testing. How to: EUCAST recommendations on the screening procedure E.Def 10.1 for the detection of azole resistance in *Aspergillus fumigatus* isolates using four-well azole-containing agar plates. *Clin Microbiol Infect*. 2019;25:681–7. <https://doi.org/10.1016/j.cmi.2018.09.008>
- Chen Y, Li Z, Han X, Tian S, Zhao J, Chen F, et al. Elevated MIC values of imidazole drugs against *Aspergillus fumigatus* isolates with TR₃₄/L98H/S297T/F495I mutation. *Antimicrob Agents Chemother*. 2018;62:e01549-17. <https://doi.org/10.1128/AAC.01549-17>
- Arendrup MC, Guinea J, Cuenca-Estrella M, Meletiadis J, Mouton JW, Lagrou K, et al. EUCAST definitive document E. Def 9.3: method for the determination of broth dilution minimum inhibitory concentrations of antifungal agents for conidia forming moulds. 2015 Dec [cited 2019 Jun 20]. https://www.aspergillus.org.uk/sites/default/files/pictures/Lab_protocols/EUCAST_E_Def_9_3_Mould_testing_definitive_0.pdf
- Bader O, Weig M, Reichard U, Lugert R, Kuhns M, Christner M, et al.; MykoLabNet-D Partners. *cyp51A*-based mechanisms of *Aspergillus fumigatus* azole drug resistance present in clinical samples from Germany. *Antimicrob Agents Chemother*. 2013;57:3513–7. <https://doi.org/10.1128/AAC.00167-13>
- Garcia-Rubio R, Escribano P, Gomez A, Guinea J, Mellado E. Comparison of two highly discriminatory typing methods to analyze *Aspergillus fumigatus* azole resistance. *Front Microbiol*. 2018;9:1626. <https://doi.org/10.3389/fmicb.2018.01626>
- Hagiwara D, Takahashi H, Watanabe A, Takahashi-Nakaguchi A, Kawamoto S, Kamei K, et al. Whole-genome comparison of *Aspergillus fumigatus* strains serially isolated from patients with aspergillosis. *J Clin Microbiol*. 2014;52:4202–9. <https://doi.org/10.1128/JCM.01105-14>
- Sugui JA, Losada L, Wang W, Varga J, Ngamskulrungron P, Abu-Asab M, et al. Identification and characterization of an *Aspergillus fumigatus* “supermater” pair. *MBio*. 2011;2:e00234-11. <https://doi.org/10.1128/mBio.00234-11>
- Zhang J, Snelders E, Zwaan BJ, Schoustra SE, Meis JF, van Dijk K, et al. A novel environmental azole resistance mutation in *Aspergillus fumigatus* and a possible role of sexual reproduction in its emergence. *MBio*. 2017;8:e00791-17. <https://doi.org/10.1128/mBio.00791-17>

26. Dutch Ministry of Health. Azole resistance selection in *Aspergillus fumigatus* final report: 2015-2017. 2017 Jul [cited 2019 Jun 20]. <https://www.rijksoverheid.nl/binaries/rijksoverheid/documenten/rapporten/2017/12/07/rapport-azole-resistance-selection-in-aspergillus-fumigatus-final-report/Rapport+Azole+resistance+selection+in+aspergillus+fumigatus+final+report.pdf>
27. Sun X, Wang J, Feng D, Ma Z, Li H. *PdCYP51B*, a new putative sterol 14 α -demethylase gene of *Penicillium digitatum* involved in resistance to imazalil and other fungicides inhibiting ergosterol synthesis. *Appl Microbiol Biotechnol*. 2011;91:1107-19. <https://doi.org/10.1007/s00253-011-3355-7>
28. Wang J, Yu J, Liu J, Yuan Y, Li N, He M, et al. Novel mutations in *cyp51B* from *Penicillium digitatum* involved in prochloraz resistance. *J Microbiol*. 2014;52:762-70. <https://doi.org/10.1007/s12275-014-4112-2>
29. Zhang WJ, Jiang FB, Ou JF. Global pesticide consumption and pollution: with China as a focus. *Proc Int Acad Ecol Environ Sci*. 2011;1:125-44.
30. de Visser JA, Krug J. Empirical fitness landscapes and the predictability of evolution. *Nat Rev Genet*. 2014;15:480-90. <https://doi.org/10.1038/nrg3744>

Address for correspondence: Li Han, Chinese PLA Center for Disease Control and Prevention, no. 20 Dongda St, 100071, Beijing, China; email: hanlicdc@163.com; Yongquan Zheng, Chinese Academy of Agricultural Sciences, State Key Laboratory for Biology of Plant Diseases and Insect Pests, Institute of Plant Protection, No. 2 Yuanmingyuan West Rd, Haidian District, Beijing, 100193, China; email: zhengyongquan@ippcaas.cn

etymologia

Picobirnavirus [pi-ko-burr'nə-vi"rəs]

Yashpal S. Malik, Souvik Ghosh

Picobirnavirus, the recently recognized sole genus in the family *Picobirnaviridae*, is a small (*Pico*, Spanish for small), bisegmented (*bi*, Latin for two), double-stranded RNA virus. Picobirnaviruses were initially considered to be birna-like viruses, and the name was derived from birnavirus (bisegmented RNA), but the virions are much smaller (diameter 35 nm vs. 65 nm).

Picobirnaviruses are reported in gastroenteric and respiratory infections. These infections were first described in humans and black-footed pigmy rice rats in 1988. Thereafter, these infections have been reported in feces and intestinal contents from a wide variety of mammals with or without diarrhea, and in birds and reptiles worldwide.

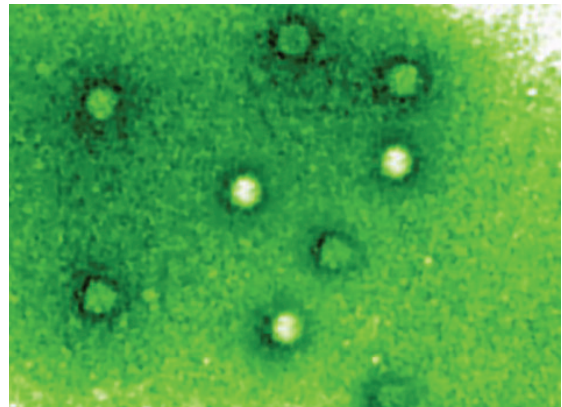


Figure. Picobirnavirus by negative stain electron microscopy, from Wikipedia, <https://en.wikipedia.org/wiki/File:Picobirnavirus.jpg>

Sources

- Delmas B, Attoui H, Ghosh S, Malik YS, Mundt E, Vakharia VN; ICTV Report Consortium. ICTV virus taxonomy profile: Picobirnaviridae. *J Gen Virol*. 2019;100:133-4. <https://doi.org/10.1099/jgv.0.001186>
- Malik YS, Kumar N, Sharma K, Dhama K, Shabbir MZ, Ganesh B, et al. Epidemiology, phylogeny, and evolution of emerging enteric Picobirnaviruses of animal origin and their relationship to human strains. *BioMed Res Int*. 2014;2014:780752. <https://doi.org/10.1155/2014/780752>
- Pereira HG, Flewett TH, Candeias JA, Barth OM. A virus with a bisegmented double-stranded RNA genome in rat (*Oryzomys nigripes*) intestines. *J Gen Virol*. 1988;69:2749-54. <https://doi.org/10.1099/0022-1317-69-11-2749>
- Smits SL, van Leeuwen M, Schapendonk CM, Schürch AC, Bodewes R, Haagmans BL, et al. Picobirnaviruses in the human respiratory tract. *Emerg Infect Dis*. 2012;18:1539-40. <https://doi.org/10.3201/eid1809.120507>

Author affiliations: Indian Veterinary Research Institute, Izatnagar, India (Y.S. Malik); Ross University School of Veterinary Medicine, Basseterre, St. Kitts, West Indies (S. Ghosh)

Address for correspondence: Yashpal S. Malik, Division of Biological Standardization, Indian Veterinary Research Institute, Izatnagar 243122, India; email: malikyps@gmail.com; yashpal.makil@icar.gov.in

High Azole Resistance in *Aspergillus fumigatus* Isolates from Strawberry Field, China, 2018

Appendix

Appendix Table 1. Detailed information of the soil samples and detection of six azole fungicides

No.	Crops	Sample ID†	soil depth	Geographical distribution	Sampling date	ARAF positive	Difenoconazole, mg/kg	Prochloraz, mg/kg	Tebuconazole, mg/kg	Epoxiconazole, mg/kg	Imazalil, mg/kg	Tricyclazole, mg/kg
1	Watermelon	E1956	0	Beijing	2018/7/4	No	<0.01	<0.01	<0.01	<0.01	<0.01	<0.01
2	Watermelon	E1956	20	Beijing	2018/7/4	No	<0.01	<0.01	<0.01	<0.01	<0.01	<0.01
3	Watermelon	E1957	0	Beijing	2018/7/4	No	<0.01	<0.01	0.053	<0.01	<0.01	<0.01
4	Watermelon	E1957	20	Beijing	2018/7/4	No	<0.01	<0.01	<0.01	<0.01	<0.01	<0.01
5	Watermelon	E1958	0	Beijing	2018/7/4	No	<0.01	<0.01	<0.01	<0.01	<0.01	<0.01
6	Watermelon	E1958	20	Beijing	2018/7/4	No	<0.01	<0.01	<0.01	<0.01	<0.01	<0.01
7	Watermelon	E1959	0	Beijing	2018/7/4	No	<0.01	<0.01	<0.01	<0.01	<0.01	<0.01
8	Watermelon	E1959	20	Beijing	2018/7/4	No	<0.01	<0.01	<0.01	<0.01	<0.01	<0.01
9	Watermelon	E1960	0	Beijing	2018/7/4	No	<0.01	<0.01	<0.01	<0.01	<0.01	<0.01
10	Watermelon	E1960	20	Beijing	2018/7/4	No	<0.01	<0.01	<0.01	<0.01	<0.01	<0.01
11	Watermelon	E1961	0	Weifang city, Shandong province	2018/7/12	No	<0.01	<0.01	<0.01	<0.01	<0.01	<0.01

No.	Crops	Sample ID†	soil depth	Geographical distribution	Sampling date	ARAF positive	Difenoconazole, mg/kg	Prochloraz, mg/kg	Tebuconazole, mg/kg	Epoxiconazole, mg/kg	Imazalil, mg/kg	Tricyclazole, mg/kg
12	Watermelon	E1961	20	Weifang city, Shandong province	2018/7/12	No	<0.01	<0.01	<0.01	<0.01	<0.01	<0.01
13	Watermelon	E1962	0	Weifang city, Shandong province	2018/7/12	No	<0.01	<0.01	<0.01	<0.01	<0.01	<0.01
14	Watermelon	E1962	20	Weifang city, Shandong province	2018/7/12	No	<0.01	<0.01	<0.01	<0.01	<0.01	<0.01
15	Watermelon	E1963	0	Weifang city, Shandong province	2018/7/12	No	<0.01	<0.01	<0.01	<0.01	<0.01	<0.01
16	Watermelon	E1963	20	Weifang city, Shandong province	2018/7/12	No	<0.01	<0.01	<0.01	<0.01	<0.01	<0.01
17	Watermelon	E1964	0	Weifang city, Shandong province	2018/7/12	No	<0.01	<0.01	<0.01	<0.01	<0.01	<0.01
18	Watermelon	E1964	20	Weifang city, Shandong province	2018/7/12	No	<0.01	<0.01	<0.01	<0.01	<0.01	<0.01
19	Watermelon	E1965	0	Weifang city, Shandong province	2018/7/12	No	<0.01	<0.01	<0.01	<0.01	<0.01	<0.01
20	Watermelon	E1965	20	Weifang city, Shandong province	2018/7/12	No	<0.01	<0.01	<0.01	<0.01	<0.01	<0.01
21	Rice	E1966	0	Harbin city, Helongjiang province	2018/7/15	No	<0.01	<0.01	<0.01	<0.01	<0.01	<0.01
22	Rice	E1966	20	Harbin city, Helongjiang province	2018/7/15	No	<0.01	<0.01	<0.01	<0.01	<0.01	<0.01

No.	Crops	Sample ID†	soil depth	Geographical distribution	Sampling date	ARAF positive	Difenoconazole, mg/kg	Prochloraz, mg/kg	Tebuconazole, mg/kg	Epoxiconazole, mg/kg	Imazalil, mg/kg	Tricyclazole, mg/kg
23	Rice	E1967	0	Harbin city, Helongjiang province	2018/7/15	No	<0.01	<0.01	<0.01	<0.01	<0.01	<0.01
24	Rice	E1967	20	Harbin city, Helongjiang province	2018/7/15	No	<0.01	<0.01	<0.01	<0.01	<0.01	<0.01
25	Rice	E1968	0	Harbin city, Helongjiang province	2018/7/15	No	<0.01	<0.01	<0.01	<0.01	<0.01	<0.01
26	Rice	E1968	20	Harbin city, Helongjiang province	2018/7/15	No	<0.01	<0.01	<0.01	<0.01	<0.01	<0.01
27	Rice	E1969	0	Harbin city, Helongjiang province	2018/7/15	No	<0.01	<0.01	<0.01	<0.01	<0.01	<0.01
28	Rice	E1969	20	Harbin city, Helongjiang province	2018/7/15	No	<0.01	<0.01	<0.01	<0.01	<0.01	<0.01
29	Rice	E1970	0	Harbin city, Helongjiang province	2018/7/15	No	<0.01	<0.01	0.025	<0.01	<0.01	<0.01
30	Rice	E1970	20	Harbin city, Helongjiang province	2018/7/15	No	<0.01	<0.01	<0.01	<0.01	<0.01	<0.01
31	Rice	E1971	0	Chibi city, Hubei province	2018/8/16	No	<0.01	<0.01	0.026	<0.01	<0.01	<0.01
32	Rice	E1971	20	Chibi city, Hubei province	2018/8/16	No	<0.01	<0.01	0.026	<0.01	<0.01	<0.01
33	Rice	E1976	0	Nanjing city, Jiangsu province	2018/7/13	Yes	<0.01	0.0386	0.0805	<0.01	<0.01	<0.01
34	Rice	E1976	20	Nanjing city, Jiangsu province	2018/7/13	No	<0.01	0.011	0.028	<0.01	<0.01	<0.01
35	Rice	E1977	0	Nanjing city, Jiangsu province	2018/7/13	No	<0.01	<0.01	0.063	<0.01	<0.01	0.03
36	Rice	E1977	20	Nanjing city, Jiangsu province	2018/7/13	No	<0.01	<0.01	0.029	<0.01	<0.01	<0.01
37	Rice	E1978	0	Nanjing city, Jiangsu province	2018/7/13	No	<0.01	<0.01	0.027	<0.01	<0.01	<0.01

No.	Crops	Sample ID†	soil depth	Geographical distribution	Sampling date	ARAF positive	Difenoconazole, mg/kg	Prochloraz, mg/kg	Tebuconazole, mg/kg	Epoxiconazole, mg/kg	Imazalil, mg/kg	Tricyclazole, mg/kg
38	Rice	E1978	20	Nanjing city, Jiangsu province	2018/7/13	No	<0.01	<0.01	0.023	<0.01	<0.01	<0.01
39	Rice	E1979	0	Nanjing city, Jiangsu province	2018/7/13	No	<0.01	<0.01	0.028	<0.01	<0.01	<0.01
40	Rice	E1979	20	Nanjing city, Jiangsu province	2018/7/13	No	<0.01	<0.01	0.023	<0.01	<0.01	<0.01
41	Rice	E1980	0	Nanjing city, Jiangsu province	2018/7/13	No	<0.01	<0.01	0.022	<0.01	<0.01	<0.01
42	Rice	E1980	20	Nanjing city, Jiangsu province	2018/7/13	No	<0.01	<0.01	0.022	<0.01	<0.01	<0.01
43	Rice	E1981	0	Nanjing city, Jiangsu province	2018/7/13	No	<0.01	<0.01	0.021	<0.01	<0.01	<0.01
44	Rice	E1981	20	Nanjing city, Jiangsu province	2018/7/13	No	<0.01	<0.01	0.022	<0.01	<0.01	<0.01
45	Rice	E1982	0	Loudi city, Hunan province	2018/8/17	No	<0.01	<0.01	0.023	<0.01	<0.01	0.04
46	Rice	E1982	20	Loudi city, Hunan province	2018/8/17	No	<0.01	<0.01	0.023	<0.01	<0.01	<0.01
47	Rice	E1987	0	Yichuan city, Jiangxi Province	2018/8/18	No	<0.01	<0.01	0.026	<0.01	<0.01	0.044
48	Rice	E1987	20	Yichuan city, Jiangxi Province	2018/8/18	No	<0.01	<0.01	0.026	<0.01	<0.01	<0.01
49	Rice	E1988	0	Yichuan city, Jiangxi Province	2018/8/18	No	<0.01	<0.01	0.031	<0.01	<0.01	<0.01
50	Rice	E1988	20	Yichuan city, Jiangxi Province	2018/8/18	No	<0.01	<0.01	0.026	<0.01	<0.01	<0.01
51	Rice	E1991	0	Yichuan city, Jiangxi Province	2018/8/18	No	<0.01	<0.01	0.023	<0.01	<0.01	0.015
52	Rice	E1991	20	Yichuan city, Jiangxi Province	2018/8/18	No	<0.01	<0.01	0.024	<0.01	<0.01	<0.01
53	Vegetable	E1992	0	Weifang city, Shandong province	2018/7/12	No	<0.01	<0.01	<0.01	<0.01	<0.01	<0.01
54	Vegetable	E1992	20	Weifang city, Shandong province	2018/7/12	No	<0.01	<0.01	<0.01	<0.01	<0.01	<0.01
55	Vegetable	E1993	0	Weifang city, Shandong province	2018/7/12	No	<0.01	<0.01	<0.01	<0.01	<0.01	<0.01
56	Vegetable	E1993	20	Weifang city, Shandong province	2018/7/12	No	<0.01	<0.01	<0.01	<0.01	<0.01	<0.01

No.	Crops	Sample ID†	soil depth	Geographical distribution	Sampling date	ARAF positive	Difenoconazole, mg/kg	Prochloraz, mg/kg	Tebuconazole, mg/kg	Epoxiconazole, mg/kg	Imazalil, mg/kg	Tricyclazole, mg/kg
57	Vegetable	E1994	0	Weifang city, Shandong province	2018/7/12	No	<0.01	<0.01	<0.01	<0.01	<0.01	<0.01
58	Vegetable	E1994	20	Weifang city, Shandong province	2018/7/12	No	<0.01	<0.01	<0.01	<0.01	<0.01	<0.01
59	Vegetable	E1995	0	Weifang city, Shandong province	2018/7/12	No	<0.01	<0.01	<0.01	<0.01	<0.01	<0.01
60	Vegetable	E1995	20	Weifang city, Shandong province	2018/7/12	No	<0.01	<0.01	<0.01	<0.01	<0.01	<0.01
61	Vegetable	E1996	0	Weifang city, Shandong province	2018/7/12	No	0.01	0.026	<0.01	<0.01	<0.01	<0.01
62	Vegetable	E1996	20	Weifang city, Shandong province	2018/7/12	No	<0.01	<0.01	<0.01	<0.01	<0.01	<0.01
63	Vegetable	E1997	0	Weifang city, Shandong province	2018/7/12	No	<0.01	0.054	<0.01	<0.01	<0.01	<0.01
64	Vegetable	E1997	20	Weifang city, Shandong province	2018/7/12	No	<0.01	<0.01	<0.01	<0.01	<0.01	<0.01
65	Vegetable	E1998	0	Nanjing city, Jiangsu province	2018/7/13	No	<0.01	<0.01	0.076	<0.01	<0.01	<0.01
66	Vegetable	E1998	20	Nanjing city, Jiangsu province	2018/7/13	No	<0.01	<0.01	<0.01	<0.01	<0.01	<0.01
67	Vegetable	E1999	0	Nanjing city, Jiangsu province	2018/7/13	Yes	<0.01	0.015	<0.01	<0.01	<0.01	<0.01
68	Vegetable	E1999	20	Nanjing city, Jiangsu province	2018/7/13	No	<0.01	<0.01	<0.01	<0.01	<0.01	<0.01
69	Vegetable	E2000	0	Nanjing city, Jiangsu province	2018/7/13	No	<0.01	<0.01	<0.01	<0.01	<0.01	<0.01
70	Vegetable	E2000	20	Nanjing city, Jiangsu province	2018/7/13	No	<0.01	<0.01	<0.01	<0.01	<0.01	<0.01
71	Vegetable	E2001	0	Nanjing city, Jiangsu province	2018/7/13	No	<0.01	<0.01	<0.01	<0.01	<0.01	<0.01

No.	Crops	Sample ID†	soil depth	Geographical distribution	Sampling date	ARAF positive	Difenoconazole, mg/kg	Prochloraz, mg/kg	Tebuconazole, mg/kg	Epoxiconazole, mg/kg	Imazalil, mg/kg	Tricyclazole, mg/kg
72	Vegetable	E2001	20	Nanjing city, Jiangsu province	2018/7/13	No	<0.01	<0.01	<0.01	<0.01	<0.01	<0.01
73	Vegetable	E2002	0	Nanjing city, Jiangsu province	2018/7/13	No	<0.01	<0.01	<0.01	<0.01	<0.01	<0.01
74	Vegetable	E2002	20	Nanjing city, Jiangsu province	2018/7/13	No	<0.01	<0.01	<0.01	<0.01	<0.01	<0.01
75	Strawberry	E2003	0	Nanjing city, Jiangsu province	2018/7/13	No	<0.01	<0.01	<0.01	<0.01	<0.01	<0.01
76	Strawberry	E2003	20	Nanjing city, Jiangsu province	2018/7/13	No	<0.01	<0.01	<0.01	<0.01	<0.01	<0.01
77	Strawberry	E2004	0	Nanjing city, Jiangsu province	2018/7/13	No	0.0128	0.013	0.0125	<0.01	<0.01	<0.01
78	Strawberry	E2004	20	Nanjing city, Jiangsu province	2018/7/13	No	0.0443	<0.01	<0.01	<0.01	<0.01	<0.01
79	Strawberry	E2005	0	Nanjing city, Jiangsu province	2018/7/13	No	0.0104	0.0116	<0.01	<0.01	<0.01	<0.01
80	Strawberry	E2005	20	Nanjing city, Jiangsu province	2018/7/13	No	<0.01	0.082	0.039	<0.01	<0.01	<0.01
81	Strawberry	E2006	0	Nanjing city, Jiangsu province	2018/7/13	Yes	<0.01	0.042	0.015	<0.01	<0.01	<0.01
82	Strawberry	E2006	20	Nanjing city, Jiangsu province	2018/7/13	No	<0.01	<0.01	<0.01	<0.01	<0.01	<0.01
83	Strawberry	E2007	0	Nanjing city, Jiangsu province	2018/7/13	Yes	0.0115	<0.01	0.0251	<0.01	<0.01	<0.01
84	Strawberry	E2007	20	Nanjing city, Jiangsu province	2018/7/13	Yes	<0.01	<0.01	<0.01	<0.01	<0.01	<0.01
85	Strawberry	E2008	0	Hangzhou city, Zhejiang province	2018/7/15	Yes	0.0188	0.05	<0.01	<0.01	<0.01	<0.01
86	Strawberry	E2008	20	Hangzhou city, Zhejiang province	2018/7/15	No	<0.01	<0.01	<0.01	<0.01	<0.01	<0.01
87	Strawberry	E2009	0	Hangzhou city, Zhejiang province	2018/7/15	Yes	0.0385	0.024	<0.01	<0.01	<0.01	<0.01
88	Strawberry	E2009	20	Hangzhou city, Zhejiang province	2018/7/15	No	<0.01	<0.01	<0.01	<0.01	<0.01	<0.01
89	Strawberry	E2010	0	Hangzhou city, Zhejiang province	2018/7/15	Yes	0.0139	<0.01	<0.01	<0.01	<0.01	<0.01

No.	Crops	Sample ID†	soil depth	Geographical distribution	Sampling date	ARAF positive	Difenoconazole, mg/kg	Prochloraz, mg/kg	Tebuconazole, mg/kg	Epoxiconazole, mg/kg	Imazalil, mg/kg	Tricyclazole, mg/kg
90	Strawberry	E2010	20	Hangzhou city, Zhejiang province	2018/7/15	Yes	<0.01	<0.01	<0.01	<0.01	<0.01	<0.01
91	Strawberry	E2011	0	Hangzhou city, Zhejiang province	2018/7/15	No	0.0114	0.039	<0.01	<0.01	<0.01	<0.01
92	Strawberry	E2011	20	Hangzhou city, Zhejiang province	2018/7/15	No	<0.01	<0.01	<0.01	<0.01	<0.01	<0.01
93	Strawberry	E2012	0	Hangzhou city, Zhejiang province	2018/7/15	Yes	0.0338	0.0216	<0.01	<0.01	<0.01	<0.01
94	Strawberry	E2012	20	Hangzhou city, Zhejiang province	2018/7/15	No	<0.01	<0.01	<0.01	<0.01	<0.01	<0.01
95	Tea leaf	E2013	0	Chibi city, Hubei province	2018/8/16	No	<0.01	<0.01	<0.01	<0.01	<0.01	<0.01
96	Tea leaf	E2013	20	Chibi city, Hubei province	2018/8/16	No	<0.01	<0.01	<0.01	<0.01	<0.01	<0.01
97	Tea leaf	E2014	0	Chibi city, Hubei province	2018/8/16	No	<0.01	<0.01	<0.01	<0.01	<0.01	<0.01
98	Tea leaf	E2014	20	Chibi city, Hubei province	2018/8/16	No	<0.01	<0.01	<0.01	<0.01	<0.01	<0.01
99	Tea leaf	E2015	0	Chibi city, Hubei province	2018/8/16	No	<0.01	<0.01	<0.01	<0.01	<0.01	<0.01
100	Tea leaf	E2015	20	Chibi city, Hubei province	2018/8/16	No	<0.01	<0.01	<0.01	<0.01	<0.01	<0.01
101	Tea leaf	E2016	0	Chibi city, Hubei province	2018/8/16	No	<0.01	<0.01	<0.01	<0.01	<0.01	<0.01
102	Tea leaf	E2016	20	Chibi city, Hubei province	2018/8/16	No	<0.01	<0.01	<0.01	<0.01	<0.01	<0.01
103	Tea leaf	E2017	0	Chibi city, Hubei province	2018/8/16	No	<0.01	<0.01	<0.01	<0.01	<0.01	<0.01
104	Tea leaf	E2017	20	Chibi city, Hubei province	2018/8/16	No	<0.01	<0.01	<0.01	<0.01	<0.01	<0.01
105	Citrus	E2018	0	Loudi city, Hunan province	2018/8/17	No	<0.01	<0.01	<0.01	<0.01	<0.01	<0.01
106	Citrus	E2018	20	Loudi city, Hunan province	2018/8/17	No	<0.01	<0.01	<0.01	<0.01	<0.01	<0.01
107	Citrus	E2019	0	Loudi city, Hunan province	2018/8/17	No	<0.01	<0.01	<0.01	<0.01	<0.01	<0.01

No.	Crops	Sample ID†	soil depth	Geographical distribution	Sampling date	ARAF positive	Difenoconazole, mg/kg	Prochloraz, mg/kg	Tebuconazole, mg/kg	Epoconazole, mg/kg	Imazalil, mg/kg	Tricyclazole, mg/kg
108	Citrus	E2019	20	Loudi city, Hunan province	2018/8/17	No	<0.01	<0.01	<0.01	<0.01	<0.01	<0.01
109	Citrus	E2020	0	Loudi city, Hunan province	2018/8/17	No	<0.01	<0.01	<0.01	<0.01	<0.01	<0.01
110	Citrus	E2020	20	Loudi city, Hunan province	2018/8/17	No	<0.01	<0.01	<0.01	<0.01	<0.01	<0.01
111	Citrus	E2021	0	Loudi city, Hunan province	2018/8/17	No	<0.01	<0.01	<0.01	<0.01	<0.01	<0.01
112	Citrus	E2021	20	Loudi city, Hunan province	2018/8/17	No	<0.01	<0.01	<0.01	<0.01	<0.01	<0.01
113	Citrus	E2022	0	Loudi city, Hunan province	2018/8/17	No	<0.01	<0.01	<0.01	<0.01	<0.01	<0.01
114	Citrus	E2022	20	Loudi city, Hunan province	2018/8/17	No	<0.01	<0.01	<0.01	<0.01	<0.01	<0.01
115	Citrus	E2023	0	Yichuan city, Jiangxi Province	2018/8/18	No	<0.01	<0.01	<0.01	<0.01	<0.01	<0.01
116	Citrus	E2023	20	Yichuan city, Jiangxi Province	2018/8/18	No	<0.01	<0.01	<0.01	<0.01	<0.01	<0.01
117	Citrus	E2024	0	Yichuan city, Jiangxi Province	2018/8/18	No	<0.01	<0.01	<0.01	<0.01	<0.01	<0.01
118	Citrus	E2024	20	Yichuan city, Jiangxi Province	2018/8/18	No	<0.01	<0.01	<0.01	<0.01	<0.01	<0.01
119	Citrus	E2025	0	Yichuan city, Jiangxi Province	2018/8/18	No	<0.01	<0.01	<0.01	<0.01	<0.01	<0.01
120	Citrus	E2025	20	Yichuan city, Jiangxi Province	2018/8/18	No	<0.01	<0.01	<0.01	<0.01	<0.01	<0.01
121	Citrus	E2026	0	Yichuan city, Jiangxi Province	2018/8/18	No	<0.01	<0.01	<0.01	<0.01	<0.01	<0.01
122	Citrus	E2026	20	Yichuan city, Jiangxi Province	2018/8/18	No	<0.01	<0.01	<0.01	<0.01	<0.01	<0.01
123	Citrus	E2027	0	Yichuan city, Jiangxi Province	2018/8/18	No	<0.01	<0.01	<0.01	<0.01	<0.01	<0.01
124	Citrus	E2027	20	Yichuan city, Jiangxi Province	2018/8/18	No	<0.01	<0.01	<0.01	<0.01	<0.01	<0.01
125	Citrus	E2028	0	Yichuan city, Jiangxi Province	2018/8/18	No	<0.01	<0.01	<0.01	<0.01	<0.01	<0.01
126	Citrus	E2028	20	Yichuan city, Jiangxi Province	2018/8/18	No	<0.01	<0.01	<0.01	<0.01	<0.01	<0.01

*ARAF, azole-resistant *Aspergillus fumigatus*; ID, identification.

†According to the numbering system in our laboratory, we have numbered the soil samples from 1956 to 2012, it was not indicative of years, as all the samples were collected in 2018.

Appendix Table 2. MRM parameters for detection of selected fungicides

Compounds	Molecular formula	Selected ion	Precursor ion,	Qualifier ion,	Cone	Collision	Dwell
			m/z	m/z			
Difenoconazole	C ₁₉ H ₁₇ Cl ₂ N ₃ O ₃	[M+H] ⁺	406.10	251.10†	40	38	0.024
				337.10‡	40	25	0.024
Tebuconazole	C ₁₆ H ₂₂ ClN ₃ O	[M+H] ⁺	308.20	70.00†	35	33	0.024
				125.10‡	35	38	0.024
Epoiconazole	C ₁₇ H ₁₃ ClFN ₃ O	[M+H] ⁺	330.10	70.00‡	28	35	0.024
				121.00†	28	30	0.024
Prochloraz	C ₁₅ H ₁₆ Cl ₃ N ₃ O ₂	[M+H] ⁺	376.10	266.00‡	20	25	0.024
				308.10†	20	17	0.024
Imazalil	C ₁₄ H ₁₄ Cl ₂ N ₂ O	[M+H] ⁺	297.20	159.00‡	35	30	0.024
				69.00b†	35	30	0.024
Tricyclazole	C ₉ H ₇ N ₃ S	[M+H] ⁺	190.10	136.00‡	35	35	0.024
				163.00†	35	30	0.024

*MRM, multiple reaction monitoring.

†Represents the quantitative ion transition.

‡Means the qualitative ion transition.

Appendix Table 3. Characterization of 21 azole-resistant *Aspergillus fumigatus* isolates from agricultural soils in China and detection of fungicide residues*

Sample ID	Soil depth, cm	Strain ID†	Type of crop	Geographic location	MIC, mg/L										<i>cyp51A</i> mutation	CSP type	Mating type	Detection of 6 fungicide residues in soil samples, mg/kg
					ITC	VRC	POS	BRO	EPO	TEB	PRO	DIF	IMA	PRC				
E1976	0	E1976-0-1	Rice	Nanjing	>16	4	1	16	>32	>32	>32	16	2	1	TR ₃₄ /L98H	t02	MAT1-1	PRC 0.0386, TEB 0.0805
E1999	0	E1999-0-1	pepper	Nanjing	>16	2	1	>32	>32	16	>32	>32	8	>32	TR ₃₄ /L98H/S2 97T/F495I	t04A	MAT1-1	PRC 0.015
E1999	0	E1999-0-5	pepper	Nanjing	2	>16	1	>32	>32	>32	>32	>32	>32	>32	TR ₄₆ /Y121F/T 289A	t04A	MAT1-1	PRC 0.015
E2006	0	E2006-0-5	Strawberry	Nanjing	4	>16	2	>32	>32	>32	>32	>32	>32	>32	TR ₄₆ /Y121F/T 289A	t04A	MAT1-2	PRC 0.042, TEB 0.015
E2007	0	E2007-0-1	Strawberry	Nanjing	>16	8	1	>32	>32	>32	>32	>32	4	4	TR ₃₄ /L98H	t02	MAT1-1	DIF 0.0115, TEB 0.0251
E2007	0	E2007-0-2	Strawberry	Nanjing	>16	8	1	>32	>32	>32	>32	>32	4	2	TR ₃₄ /L98H	t02	MAT1-1	DIF 0.0115, TEB 0.0251
E2007	0	E2007-0-3	Strawberry	Nanjing	>16	1	1	>32	>32	32	>32	>32	8	>32	TR ₃₄ /L98H/S2 97T/F495I	t01	MAT1-1	DIF 0.0115, TEB 0.0251
E2007	0	E2007-0-4	Strawberry	Nanjing	>16	2	2	>32	>32	32	>32	>32	8	>32	TR ₃₄ /L98H/S2 97T/F495I	t01	MAT1-1	DIF 0.0115, TEB 0.0251
E2007	0	E2007-0-5	Strawberry	Nanjing	>16	8	1	16	>32	32	>32	16	2	1	TR ₃₄ /L98H	t02	MAT1-1	DIF 0.0115, TEB 0.0251
E2007	20	E2007-20-1	Strawberry	Nanjing	>16	8	1	>32	>32	>32	>32	>32	4	2	TR ₃₄ /L98H	t02	MAT1-1	None
E2008	0	E2008-0-5	Strawberry	Hangzhou	2	>16	1	>32	>32	>32	>32	>32	32	>32	TR ₄₆ /Y121F/T 289A	t01	MAT1-1	PRC 0.05, DIF 0.0188
E2009	0	E2009-0-1	Strawberry	Hangzhou	>16	8	2	>32	>32	32	>32	>32	16	>32	TR ₃₄ /L98H/S2 97T/F495I	t11	MAT1-1	PRC 0.024, DIF 0.0385
E2009	0	E2009-0-2	Strawberry	Hangzhou	>16	4	2	>32	>32	32	>32	>32	8	>32	TR ₃₄ /L98H/S2 97T/F495I	t11	MAT1-1	PRC 0.024, DIF 0.0385

Sample ID	Soil		Type of crop	Geographic location	MIC, mg/L										<i>cyp51A</i> mutation	CSP type	Mating type	Detection of 6 fungicide residues in soil samples, mg/kg
	depth, cm	Strain ID†			ITC	VRC	POS	BRO	EPO	TEB	PRO	DIF	IMA	PRC				
E2009	0	E2009-0-3	Strawberry	Hangzhou	>16	4	2	>32	>32	32	>32	>32	16	>32	TR ₃₄ /L98H/S2 97T/F495I	t11	MAT1-1	PRC 0.024, DIF 0.0385
E2009	0	E2009-0-4	Strawberry	Hangzhou	4	>16	0.5	>32	>32	>32	>32	>32	>32	>32	TR ₄₆ /Y121F/T 289A	t01	MAT1-1	PRC 0.024, DIF 0.0385
E2009	0	E2009-0-5	Strawberry	Hangzhou	>16	1	1	>32	>32	>32	>32	>32	>32	>32	TR ₃₄ /L98H/S2 97T/F495I	t11	MAT1-1	PRC 0.024, DIF 0.0385
E2010	0	E2010-0-1	Strawberry	Hangzhou	2	>16	0.5	>32	>32	>32	>32	>32	>32	>32	TR ₄₆ /Y121F/T 289A	t01	MAT1-1	DIF 0.0139
E2010	20	E2010-20-1	Strawberry	Hangzhou	>16	1	1	>32	>32	>32	>32	>32	32	>32	TR ₃₄ /L98H/S2 97T/F495I	t11	MAT1-1	None
E2012	0	E2012-0-2	Strawberry	Hangzhou	>16	1	1	1	2	2	2	1	0.125	0.25	None	t10	MAT1-1	PRC 0.0216, DIF 0.0338
E2012	0	E2012-0-3	Strawberry	Hangzhou	8	16	2	>32	>32	>32	>32	>32	>32	>32	TR ₄₆ /Y121F/T 289A	t01	MAT1-1	PRC 0.0216, DIF 0.0338
E2012	0	E2012-0-4	Strawberry	Hangzhou	1	>16	0.5	1	2	2	2	0.5	0.125	0.25	None	t01	MAT1-1	PRC 0.0216, DIF 0.0338

*European Committee on Antimicrobial Susceptibility Testing MIC breakpoints for resistance of ITC, VRC, and POS were >2mg/L, >2mg/L, and >0.25mg/L, respectively. BRO, bromucanazole; CSP, cell surface protein; DIF, difenoconazole; EPO, epoxiconazole; ID, identification; IMA, imazalil; ITC, itraconazole; POS, posaconazole; PRC, prochloraz; PRO, propiconazole; TEB, tebuconazole; VRC, voriconazole.

†The strain ID is composed of sample ID, soil depth, and serial number.



Appendix Figure. Geographic location of soil samples from agricultural farms or greenhouses in eight cities in China.