



OVERVIEW OF THE COALITIONS

13 JUNE 2022

BRAINSTORMING SESSION

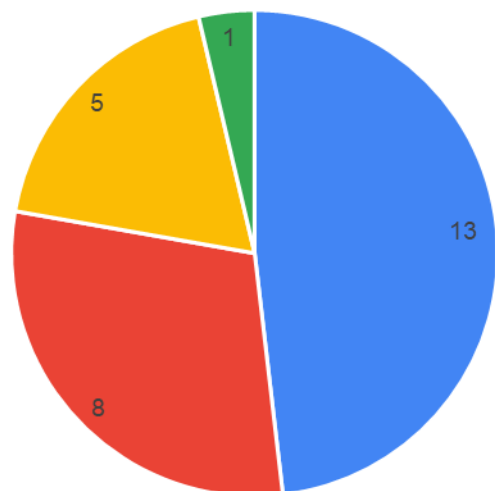
BACKGROUND

- 2021 UN Food Systems Summit (FSS) encouraged set up of Coalitions
- UN SG Statement of Action (September 2021): *«We welcome emerging multistakeholder initiatives and coalitions to help accelerate progress towards SDG achievement informed by the 5 action areas at country level.»*
- 30 Coalitions were set up and posted on FSS community website
- Information note of EOSG (December 2021): *«the Hub will take on essential coordination functions to bring together and link food systems knowledge and expertise from diverse constituencies, [...] to support national progress on the SDGs in response to country priorities. This includes: staying connected with the broader ecosystem of actors for sustainable food systems, including Coalitions.. »*
- Survey May 2022: 27 out of 31 Coalitions responded

RESULTS: STATUS & LEADERSHIP



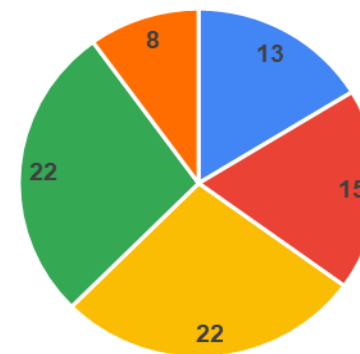
Status of the Coalition (n =27)



■ active and running ■ under establishment ■ brainstorming ■ not started

- About half of the Coalitions are currently active and running
- About half of the Coalitions have a workplan

Leading entities of Coalitions



■ Academia/Research ■ UNAFPs ■ Countries/Regional bodies ■ CSOs ■ Business/Farmers/Associations

- Member States and CSOs play a significant role in the leadership of the Coalitions
- A Coalition has on average 5 entities leading it

RESULTS: MEMBERSHIP

- 2/3rd of the Coalitions are open to all entities
- For 1/3rd membership is subject to a number of criteria including:
 - Must support the Coalition's mission
 - PS are on hold until a framework of engagement is developed
 - Alignment to the Coalition's POE currently under development
 - Dependent on the request and involvement on the topic
 - Due diligence assessment to be carried out on all members
 - Possibility of inviting statements of intent
 - Respect of IP food systems and a practical approach to collective work
 - Obligation to sign a declaration of engagement




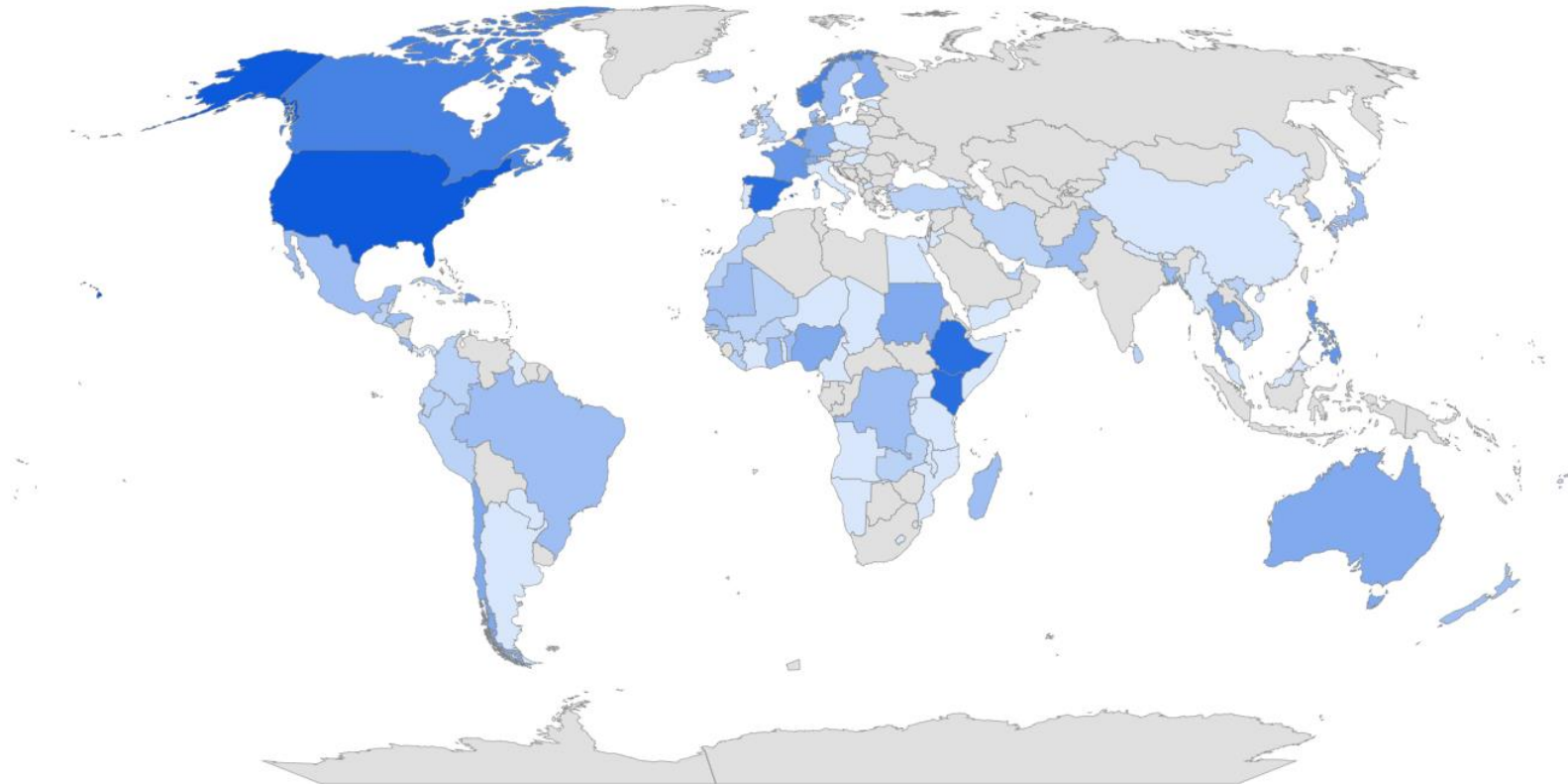
Representatives of constituents	# Coalitions
SMEs	13
Producers	13
Women	12
Private Sector	10
Youth	9
Indigenous Peoples	8

RESULTS: COUNTRY ENGAGEMENT

106 Countries are engaging in Coalitions; 20 countries engage in 4 or more Coalitions



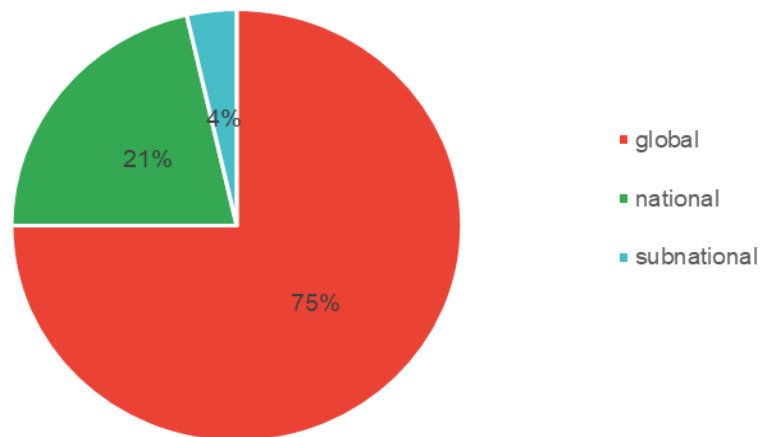
Number of coalitions per country  1 8



RESULTS: OPERATIONS

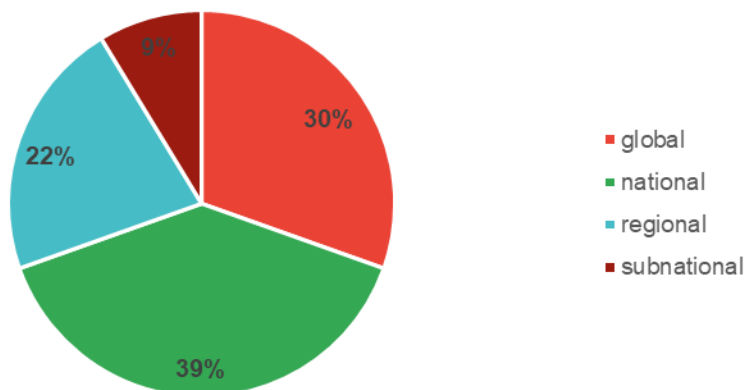


Work primarily at which level?



- Coalitions primarily work at global level; half of the Coalitions additionally work at national level

Additionally work at which level?



Regional distribution	Number of countries out of total (%)
AFR	32/47 (68%)
EMR	7/21 (33%)
AMR	21/35 (60%)
WPR	13/27 (48%)
EUR	26/53 (49%)
SEAR	7/11 (64%)

RESULTS: OPERATIONS

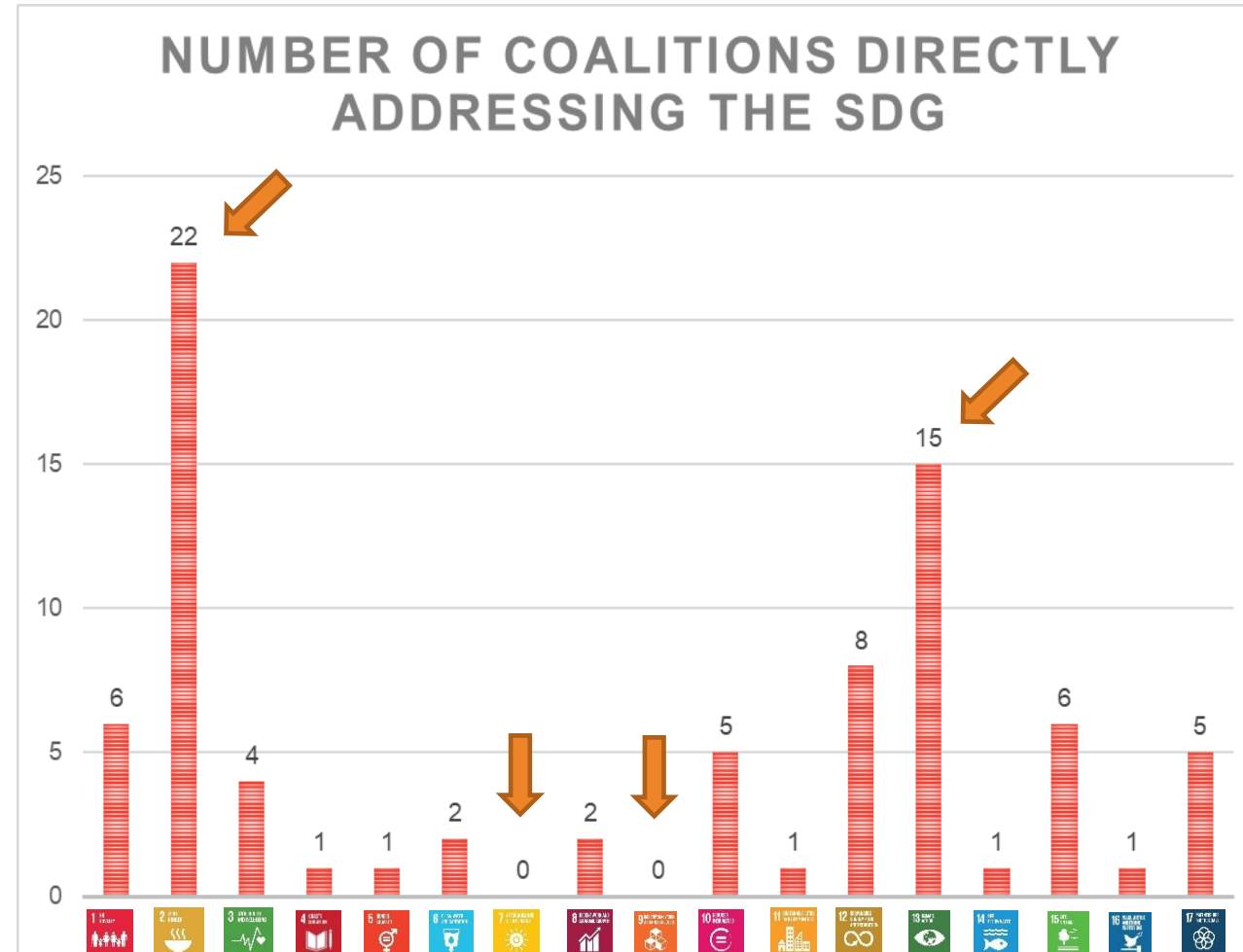


Action Area	Number of Coalitions
Nourish All People	7
Boost Nature-based Solutions	11
Advance Equitable Livelihoods, Decent Work and Empowered Communities	4
Build Resilience to Vulnerabilities, Shocks and Stresses	3
Accelerating the Means of Implementation	2

RESULTS: SUPPORTING THE 2030 AGENDA




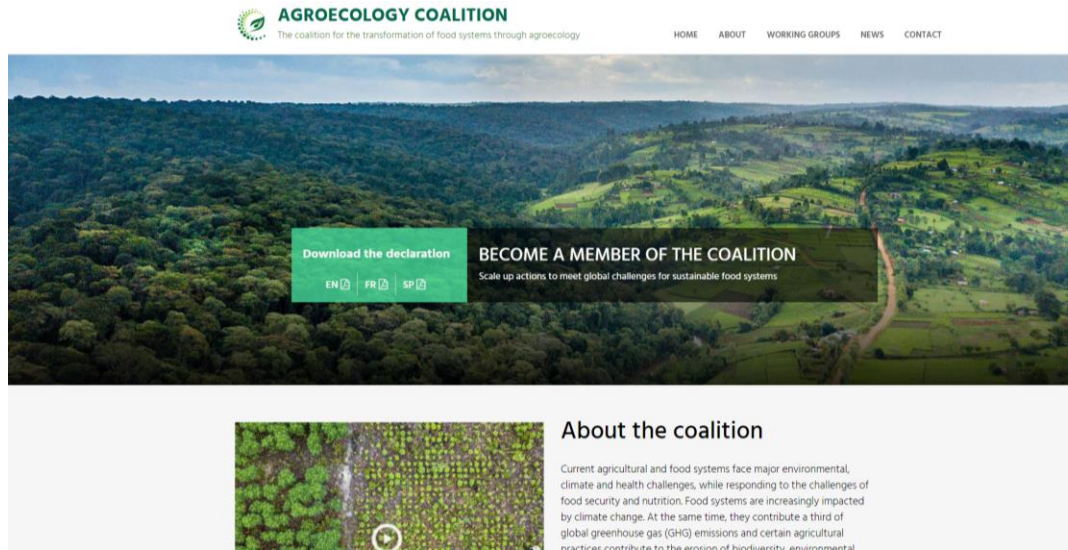
- Coalitions contribute to achieving the SDGs
- Top 2 SDGs are SDG 2 (Ending Hunger) and SDG 13 (Climate Action)
- Only SDG 7 (Affordable and Clean Energy) and SDG 9 (Industry, Innovation and Infrastructure) are not addressed



NEXT DISCUSSION: COMMUNICATION/INFORMATION AND 2023 STOCKTAKING



- 7 Coalitions have a dedicated website
- 4 Coalitions are developing a website





THANK YOU!