

Texas Workforce Commission

Infrastructure Services Department

Quarterly Report on State Agency Energy Savings Program

As Required by Executive Order RP-49



First Quarter
Fiscal Year 2024

Introduction

This report by the Texas Workforce Commission (TWC) fulfills a requirement for quarterly reporting on energy conservation as directed by Executive Order RP-49. Information included in this report is consistent with the goals and targets identified in the TWC 2023 Energy and Water Management Plan (“Plan”). This Plan carries out the following legislative directives:

Government Code §[447.009](#), which requires agencies to set percentage goals; Government Code §[447.010](#), which sets the target reduction of fuel usage at five percent; and Health and Safety Code §[388.005](#), which sets the target reduction of electricity usage at five percent.

This is the first quarter (Q1) report for Fiscal Year (FY) 2024. The reporting period is September 2023 through November 2023.

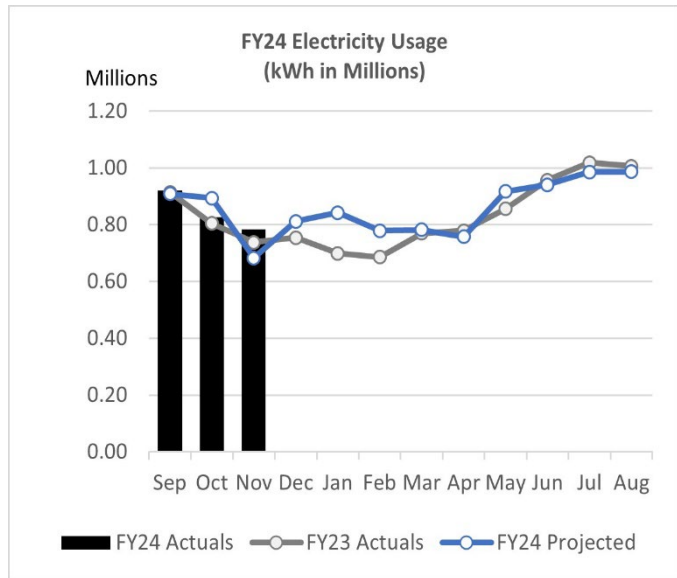
Usage Updates

The bar graphs and explanations below show electricity, natural gas, water, and fuel usage in FY24 Q1. FY24 projections are based on FY23 data and a calculation of the percentage goals identified in the Plan. Usage of water and fuel was lower than projected this quarter, while electricity and natural gas usage was slightly higher. Compared to FY23 Q1, usage of fuel and natural gas was lower this quarter, while usage of electricity and water was higher.

Electricity Usage Update

Electricity usage was two percent higher than projected in FY24 Q1 and three percent higher than FY23 Q1.

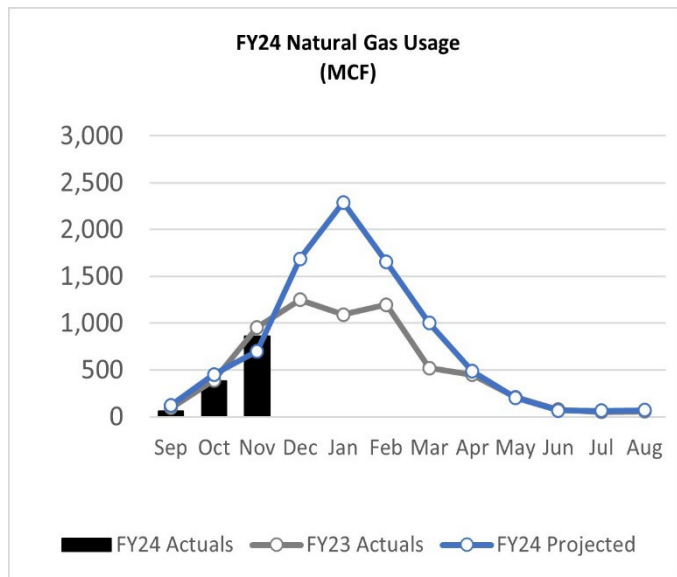
Total electricity usage was 2.53 million kilowatt-hours (kWh) in FY24 Q1 compared to 2.46 million kWh in FY23 Q1. In November 2023, the Austin area experienced 11 days with high temperatures ranging from 70 to 85 degrees compared to zero days over 70 degrees in FY23 Q1. These higher temperatures increased electricity usage by facility cooling systems.



Natural Gas Usage Update

Natural gas usage was two percent higher than projected in FY24 Q1 but 10 percent lower than FY23 Q1.

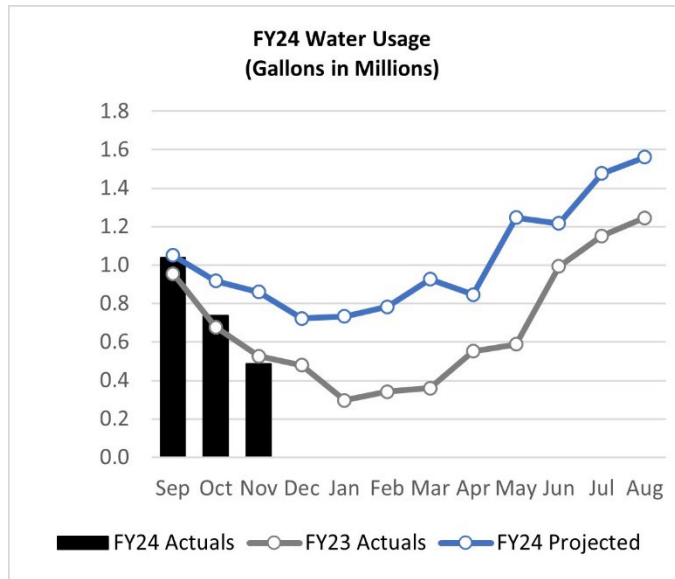
Total natural gas usage was 1.30 million cubic feet in FY24 Q1 compared to 1.44 million cubic feet in FY23 Q1. November was also characterized by 15 days of below-average temperatures, increasing natural gas usage by facility heating systems.



Water Usage Update

Water usage was 20 percent lower than projected in FY24 Q1 but five percent higher than FY23 Q1.

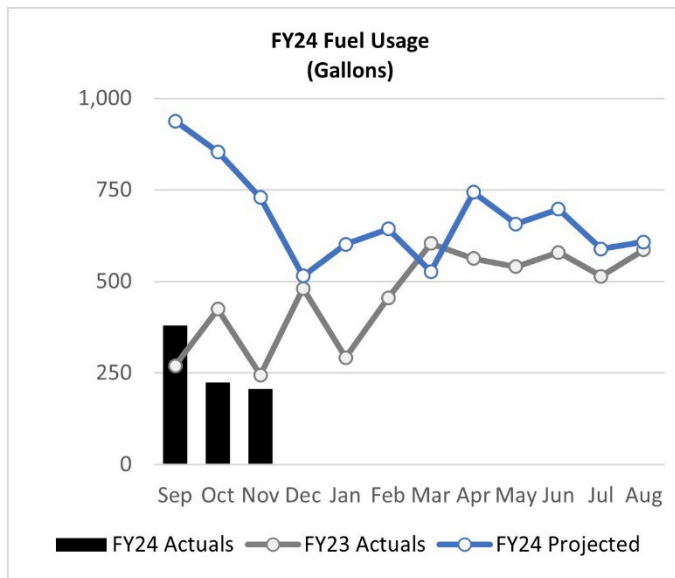
Total water usage was 2.26 million gallons in FY24 Q1 compared to 2.16 million gallons in FY23 Q1. Exceptional drought conditions persisted in Austin in September through the end of October, with below average precipitation levels contributing to increased water usage for irrigation purposes. With the end of the summer watering schedule, water usage fell below FY23 Q1 actuals in November. In August, water usage rose above both FY23 and FY24 projected levels.



Fuel Usage Update

Gasoline usage was 68 percent lower than projected in FY24 Q1 and 14 percent lower than FY23 Q1.

Total fuel usage was 809 gallons in FY24 Q1 compared to 939 gallons in FY23 Q1. Fuel usage was higher in September of FY24 than in September of FY23 due to an increase in business use by the Criss Cole Rehabilitation Center (CCRC), Mail Services, Business Enterprise of Texas, and Construction and Facilities Management units. Fuel usage fell in October due to vehicles being taken out of service for routine service, unexpected tire repairs, tire changes, and routine inspections.



Initiatives to Reduce Energy Consumption

The projects listed below are expected to reduce energy consumption and utility costs.

- TWC manages a fleet of 41 vehicles, of which 18 (43.9 percent) are alternative fuel capable. TWC plans to replace 13 vehicles with Alternative Fuel/Hybrid capable vehicles in FY24–25.
- Building Management System Network Upgrade was completed in November FY24 (McKinney, Austin - Martin Luther King Warehouse, MoPac, and Trinity buildings).
- McAllen Roof and HVAC Building Management System Replacement was completed in December FY24.
- CCRC Kitchen Ventilation is in the construction phase with completion scheduled for FY24.
- CCRC Main Restroom Renovation is in the procurement phase with completion tentatively scheduled for FY24.
- CCRC Envelope Repairs and ADA Upgrades is in the construction phase with completion scheduled for FY25.
- Fort Worth 4th Floor Restroom Renovation is in the procurement phase with completion tentatively scheduled for FY25.
- Austin Main 6th Floor ADA Restroom Renovation is in the solicitation phase with completion tentatively scheduled for FY25.
- Austin Main 6th Floor HVAC Upgrade is in the procurement phase with completion tentatively scheduled for FY25.
- Austin MoPac Roof Replacement is in the procurement phase with completion tentatively scheduled for FY25.
- Austin Trinity HVAC Replacement is in the construction phase with completion scheduled for FY25.
- Fort Worth 1st Floor Restroom Remodel is in the planning phase with completion tentatively scheduled for FY25.
- Fort Worth Chiller Replacement is in the construction phase with completion scheduled for FY25.
- Austin Annex Roof Replacement is in the planning phase with completion tentatively scheduled for FY26.
- Austin Main Window/Glazing is in the design phase, with construction budget pushed to FY26–27 Legislature Appropriations Request.