

Research Institute of Economy, Trade and Industry (RIETI)

RIETI BBL Seminar Handout

“Autocratization Turning Viral in Pandemic Times”

October 19, 2021

Speaker: Staffan I. LINDGERG

***If you quote from the handout, please contact RIETI Conference**

<https://www.rieti.go.jp/jp/index.html>

Autocratization Turning Viral in Pandemic Times

Professor Staffan I. Lindberg
Dept. of Political Science
Director, V-Dem Institute
xlista@gu.se
&
Wallenberg Academy Fellow
European Research Council Consolidator



UNIVERSITY OF GOTHENBURG



1



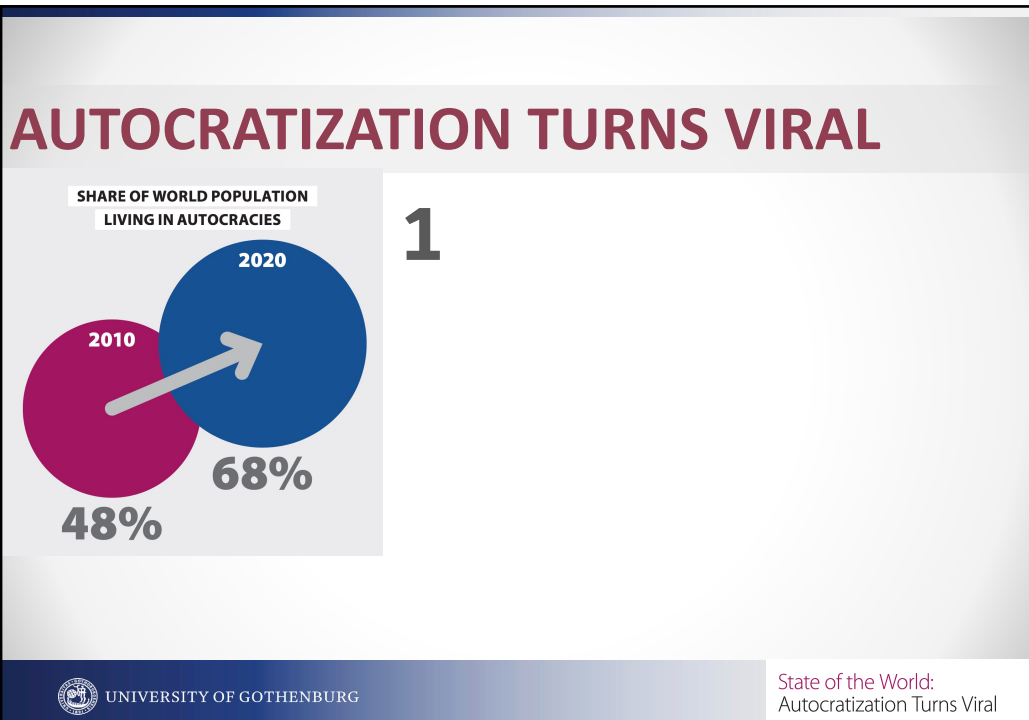
Autocratization Turns Viral
DEMOCRACY REPORT 2021



UNIVERSITY OF GOTHENBURG

State of the World:
Autocratization Turns Viral

2



3

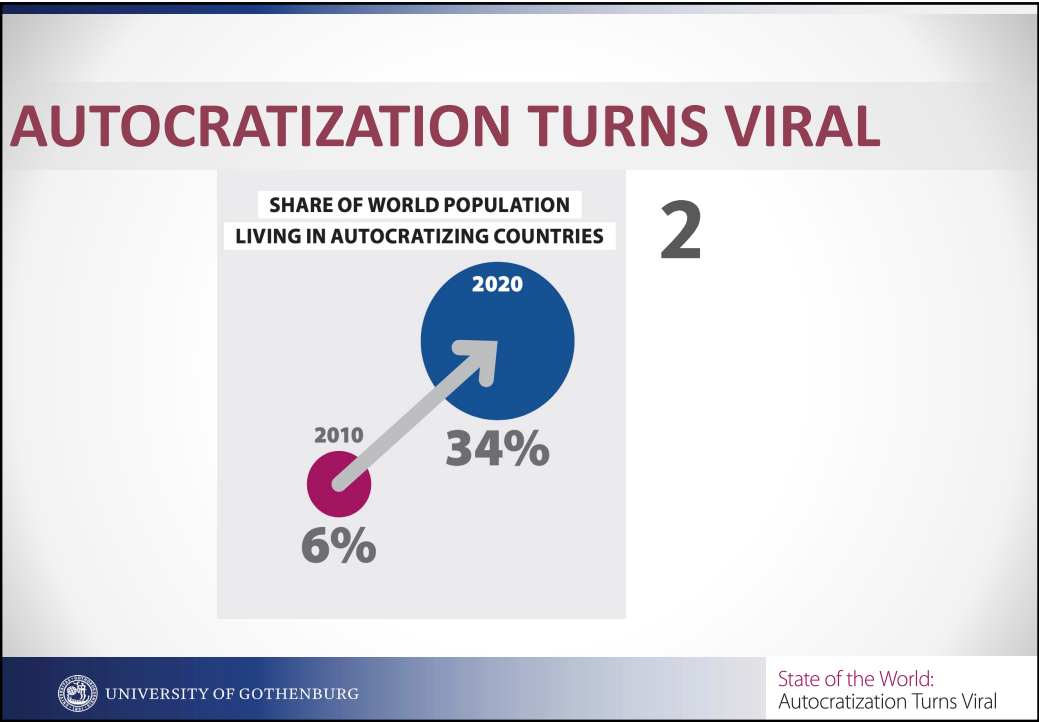
AUTOCRATIZATION TURNS VIRAL 1

- The level of democracy enjoyed by the average global citizen in 2020 is down to levels last found around 1990.
- Electoral autocracy remains the most common regime type. Together with closed autocracies they number 87 states, home to 68% of the world population.

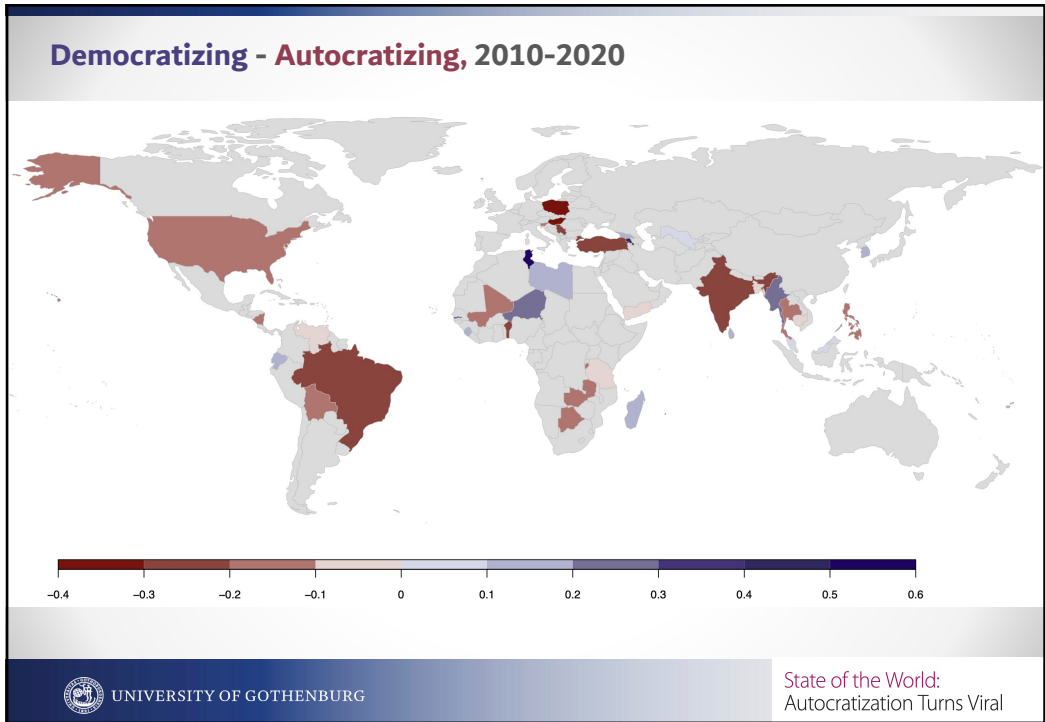
UNIVERSITY OF GOTHENBURG

State of the World:
Autocratization Turns Viral

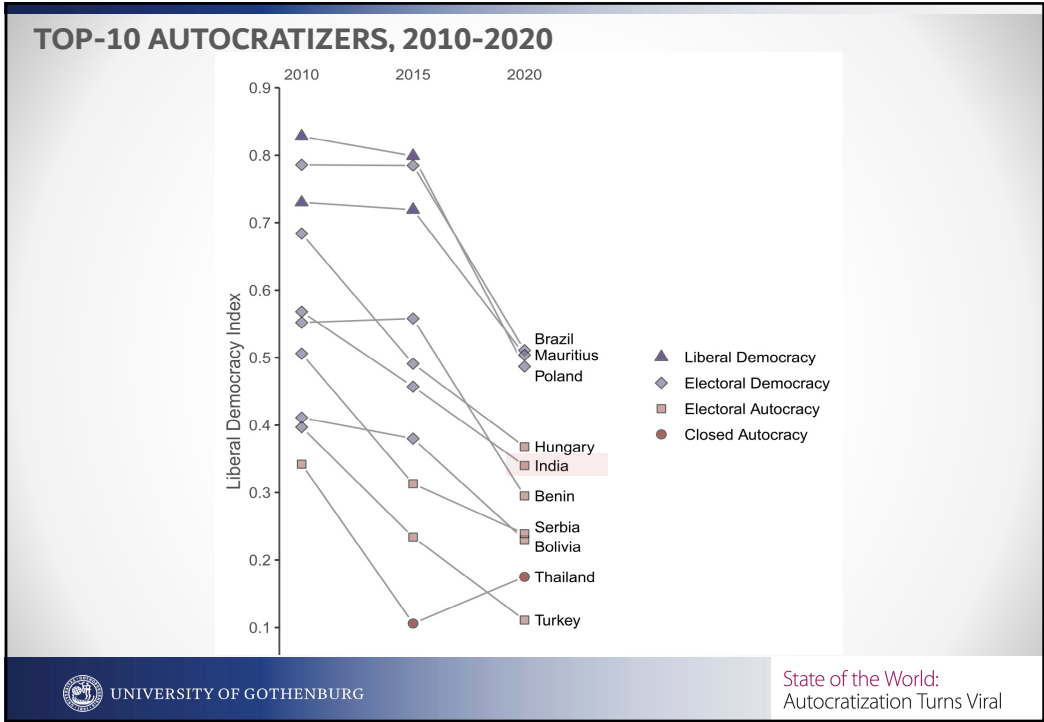
4



5



6



7

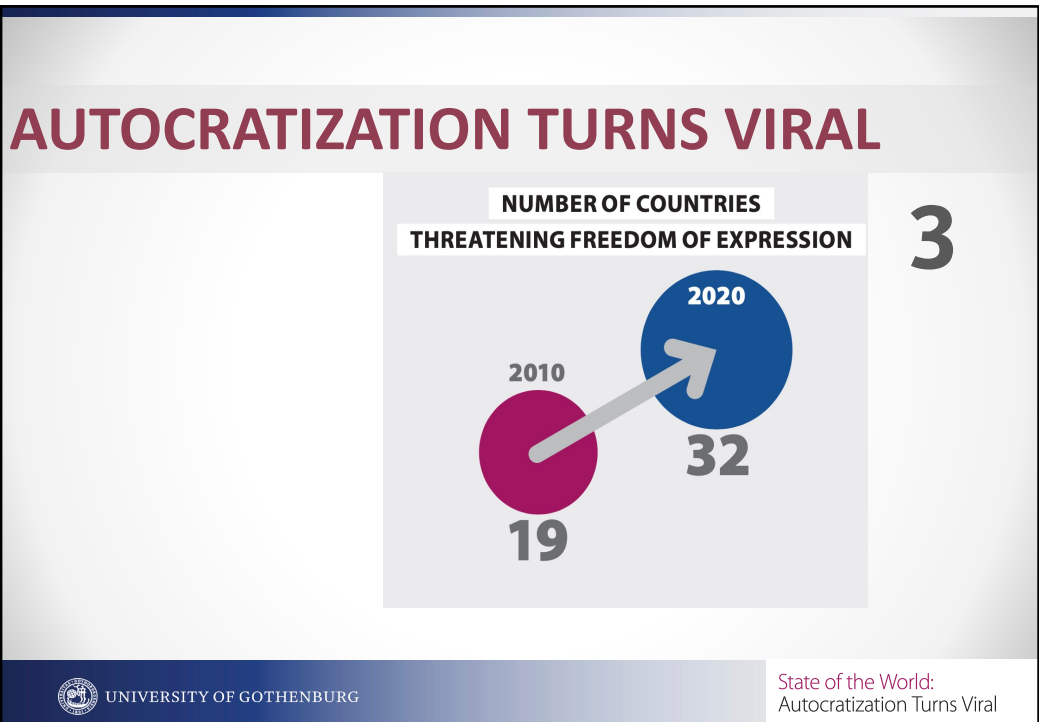
AUTOCRATIZATION TURNS VIRAL 2

- The “third wave of autocratization” accelerates, now engulfing 25 countries and 34% of the world population (2.6 billion).
- Over the last ten years the number of democratizing countries dropped by almost half to 16, hosting a mere 4% of the global population.
- Autocratization typically follows a similar pattern.
- The world’s largest democracy turned into an electoral autocracy: India with 1.37 billion citizens.

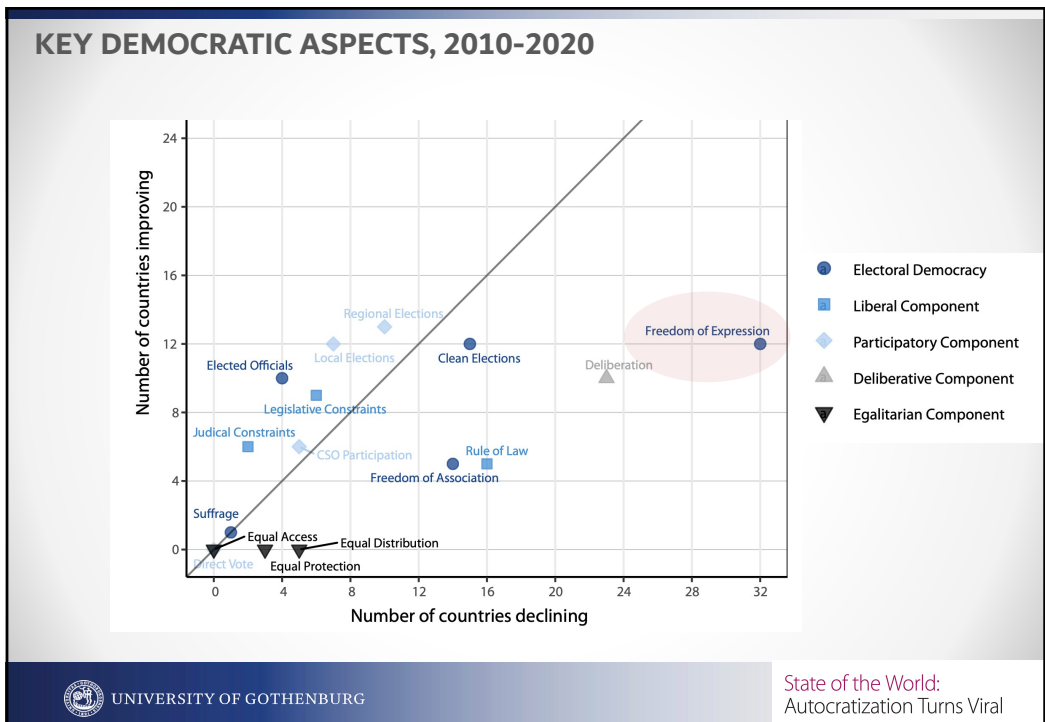
UNIVERSITY OF GOTHENBURG

State of the World:
Autocratization Turns Viral

8



9



10

AUTOCRATIZATION TURNS VIRAL

3

- The threat to freedom of expression and media intensifies. 32 countries are declining substantially, compared to only 19 just three years ago.
- Repression of civil society is also intensifying. The V-Dem data register substantial deterioration in 50 countries over the past 10 years.



UNIVERSITY OF GOTHENBURG

State of the World:
Autocratization Turns Viral

11



UNIVERSITY OF GOTHENBURG


State of the World:
Autocratization Turns Viral

12

Home About Our Work Global Team Data Online Graphing Publications News

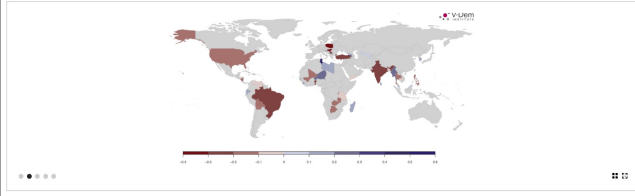
V-Dem: Global Standards, Local Knowledge

Varieties of Democracy (V-Dem) is a new approach to conceptualizing and measuring democracy. We provide a multidimensional and disaggregated dataset that reflects the complexity of the concept of democracy as a system of rule that goes beyond the simple presence of elections. The V-Dem project distinguishes between five high-level principles of democracy: electoral, liberal, participatory, deliberative, and egalitarian, and collects data to measure these principles. We are a team of over 50 social scientists on six continents. We work with more than 3,500 country experts and a truly global International Advisory Board. Read more about the work we do here.



Main Findings:

- The global decline during the past 10 years is steep and continues in 2020, especially in the Asia-Pacific region, Central Asia, Eastern Europe, and Latin America.
- The level of democracy enjoyed by the average global citizen in 2020 is down to levels last found around 1990.
- Electoral autocracy remains the most common regime type. Together with closed autocracies they number 87 states, home to 68% of the world population.
- The world's largest democracy turned into an electoral autocracy: India with 1.37 billion citizens.
- Liberal democracies diminished over the past decade from 41 countries to 32, with a population share of only 14%.



Total:

- 30 mn data
- 50+ indices
- 473 indicators

Since Jan 4th 2016:

- 500,000+ unique users, from 220 'countries'
- 180,000+ Dataset Downloads
- 7.5mn Graphs
- 75,000+ Downloads of 114 Working Papers

UNIVERSITY OF GOTHENBURG

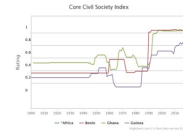
V-Dem INSTITUTE

13

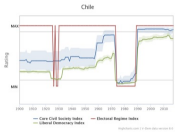
Featured Tools

We recommend that you start exploring data with our featured tools: variable and country graphs, interactive maps and motion chart. Simple and user-friendly interfaces allow you to explore 450 aspects of democracy for all countries in the world over the last 100 years.

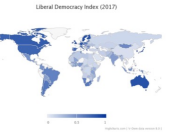
Variable Graph




Country Graph



Interactive Maps




Motion Chart




Charts Tools

These brand-new tools make it possible to create even more detailed and nuanced charts, complex graphics and heat maps.

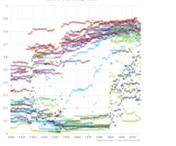
Variable Radar Chart



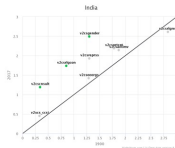
Country Radar Chart



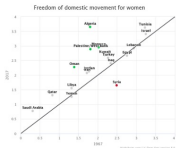
Scatter Chart



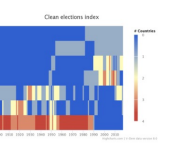
Thematic Comparison



Regional Comparison



Heat Map



V-Dem INSTITUTE

14