



Summaries of Appropriations

This section includes tables and charts that summarize the Governor's Budget recommendations and highlight significant changes and policy initiatives.

SUMMARIES OF APPROPRIATIONS

THE BUDGET IN BRIEF (in thousands of dollars)

GENERAL FUND

Resources

Undesignated Fund Balance, July 1, 2024	7,853,634	
Revenues Anticipated and Adjustments	33,002,330	
Total Resources		40,855,964

Recommendations

Direct State Services	11,361,536	
Grants-In-Aid	14,629,314	
State Aid	6,408,597	
Capital Construction	1,773,733	
Debt Service	574,227	
Total Recommendations		34,747,407
Undesignated Fund Balance, June 30, 2025		6,108,557

SURPLUS REVENUE FUND

Resources

Undesignated Fund Balance, July 1, 2024	305,620	
Adjustments	(305,620)	
Undesignated Fund Balance, June 30, 2025		---

PROPERTY TAX RELIEF FUND

Resources

Undesignated Fund Balance, July 1, 2024	---	
Revenues Anticipated	20,456,981	
Total Resources		20,456,981

Recommendations

Grants-In-Aid	2,736,749	
State Aid	17,520,232	
Capital Construction	200,000	
Debt Service	---	
Total Recommendations		20,456,981
Undesignated Fund Balance, June 30, 2025		---

GUBERNATORIAL ELECTIONS FUND

Resources

Undesignated Fund Balance, July 1, 2024	875	
Revenues Anticipated and Adjustments	28,755	
Total Resources		29,630

Recommendations

Public Financing of Gubernatorial Elections	29,630	
Total Recommendations		29,630
Undesignated Fund Balance, June 30, 2025		---

CASINO CONTROL FUND

Resources

Undesignated Fund Balance, July 1, 2024	---	
Revenues Anticipated	77,430	
Total Resources		77,430

Recommendations

Regulation of Casino Gambling	77,430	
Total Recommendations		77,430
Undesignated Fund Balance, June 30, 2025		---

CASINO REVENUE FUND

Resources

Undesignated Fund Balance, July 1, 2024	---	
Revenues Anticipated	596,422	
Total Resources		596,422

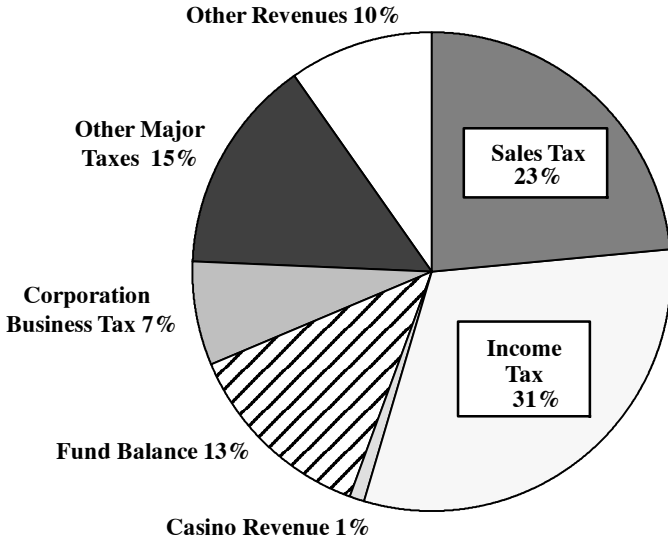
Recommendations

Programs for Senior Citizens and Individuals with Disabilities	596,422	
Total Recommendations		596,422
Undesignated Fund Balance, June 30, 2025		---

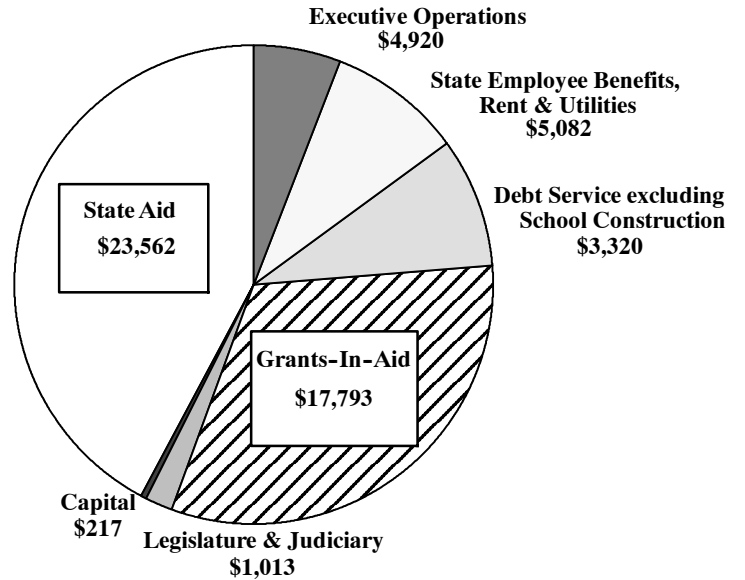
SUMMARIES OF APPROPRIATIONS

**RESOURCES AND RECOMMENDATIONS FOR FISCAL YEAR 2025
ALL STATE FUNDS**

Resources



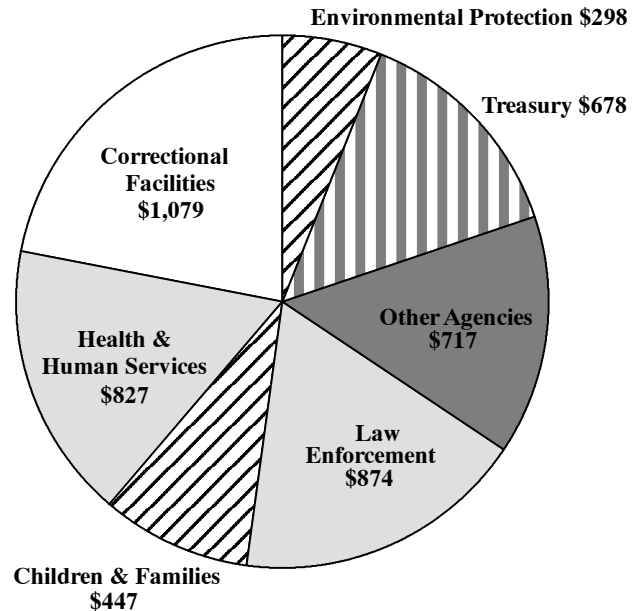
**Recommendations
(in millions)**



**Resources
(in millions)**

Income Tax	\$	19,356
Sales Tax (includes energy)		14,604
Corporation Business Tax (includes energy)		4,368
Casino Revenue		596
Other Major Taxes:		
Business Alternative Income Tax		4,466
Corporate Transit Fee		1,023
Petroleum Products Gross Receipts (net of reserve)		991
Insurance Premium		621
Transfer Inheritance		541
Motor Fuels		455
Realty Transfer		434
Motor Vehicle Fees		434
Alcoholic Beverage Excise		150
Tobacco Products Wholesale Sales		40
Public Utility Excise		22
Cigarette		7
Other Revenues		6,001
Subtotal Revenues		54,109
Reserved CBT Fund Balance Adjustment		(252)
Estimated General Fund Balance, July 1, 2024		7,854
Estimated Surplus Revenue Fund Balance, July 1, 2024		306
Estimated GEF Fund Balance, July 1, 2024		1
TOTAL AVAILABLE RESOURCES	\$	62,016

**Executive Operations
(in millions)**



SUMMARIES OF APPROPRIATIONS

TABLE I
SUMMARY OF FISCAL YEAR 2024-25 APPROPRIATION RECOMMENDATIONS

(thousands of dollars)

*Table I is a summary of appropriations of all State fund sources.
It highlights the percent change in appropriations between fiscal years.*

	2024 Adjusted Approp.	2025 Recommended	----- Change ----- Dollar	Percent
GENERAL FUND AND PROPERTY TAX RELIEF FUND				
State Aid and Grants	40,854,260	41,294,892	440,632	1.1 %
State Operations				
Executive Branch	4,897,513	4,904,272	6,759	0.1
Legislature	118,711	117,755	(956)	(0.8)
The Judiciary	905,487	895,487	(10,000)	(1.1)
Interdepartmental	5,132,291	5,444,022	311,731	6.1
Total State Operations	11,054,002	11,361,536	307,534	2.8 %
Capital Construction	2,342,786	1,973,733	(369,053)	(15.8)
Debt Service	581,749	574,227	(7,522)	(1.3)
TOTAL GENERAL FUND AND PROPERTY TAX RELIEF FUND	54,832,797	55,204,388	371,591	0.7 %
CASINO CONTROL FUND	73,547	77,430	3,883	5.3
CASINO REVENUE FUND	526,654	596,422	69,768	13.2
GUBERNATORIAL ELECTIONS FUND	---	29,630	29,630	---
GRAND TOTAL STATE APPROPRIATIONS	55,432,998	55,907,870	474,872	0.9 %

TABLE II
SUMMARY OF FISCAL YEAR 2024-25 APPROPRIATION RECOMMENDATIONS

(thousands of dollars)

Table II shows comprehensive prior year financial data, current year appropriations, and budget year recommendations by fund and major spending category.

Year Ending June 30, 2023					Year Ending June 30, 2025			
Orig. & (S)Supple- mental	Reapp. & (R)Recpts.	Transfers & (E)Emer- gencies	Total Available	Expended	2024 Adjusted Approp.	Requested	Recom- mended	
General Fund								
10,576,614	1,090,202	-56,785	11,610,031	10,445,465	Direct State Services	11,054,002	11,362,036	11,361,536
13,404,417	339,930	37,264	13,781,611	12,080,938	Grants-in-Aid	14,898,823	15,022,363	14,629,314
1,154,567	220,934	-317	1,375,184	1,137,377	State Aid	5,535,710	6,409,707	6,408,597
2,340,910	686,500	12,299	3,039,709	2,069,761	Capital Construction	2,111,522	1,773,733	1,773,733
620,745	---	---	620,745	620,705	Debt Service	581,749	574,227	574,227
28,097,253	2,337,566	-7,539	30,427,280	26,354,246	Total General Fund	34,181,806	35,142,066	34,747,407
23,232,663	64,781	36,710	23,334,154	23,006,944	Property Tax Relief Fund	20,650,991	20,464,270	20,456,981
68,089	885	---	68,974	63,975	Casino Control Fund	73,547	77,430	77,430
501,279	56	---	501,335	501,005	Casino Revenue Fund	526,654	596,422	596,422
---	---	---	---	---	Gubernatorial Elections Fund	---	29,630	29,630
51,899,284	2,403,288	29,171	54,331,743	49,926,170	GRAND TOTAL STATE APPROPRIATIONS	55,432,998	56,309,818	55,907,870

SUMMARIES OF APPROPRIATIONS

TABLE III
SUMMARY OF APPROPRIATIONS BY ORGANIZATION
(thousands of dollars)

Table III shows comprehensive prior year financial data, current year appropriations, and budget year recommendations by major spending category, governmental branch, and department.

Orig. & (S)Supplemental	Year Ending June 30, 2023			Total Available	Expended		2024 Adjusted Approp.	Year Ending June 30, 2025	
	Reapp. & (R)Recepts.	Transfers & (E)Emergencies	Total					Requested	Recommended
<u>DIRECT STATE SERVICES</u>									
Legislative Branch									
16,690	11,664	---	28,354	14,375	Senate	17,690	17,690	17,690	
23,208	11,806	---	35,014	21,995	General Assembly	24,208	24,208	24,208	
51,815	12,152	---	63,967	46,782	Legislative Support Services	55,410	55,272	55,272	
18,216	7,608	---	25,824	19,171	Legislative Commissions	21,403	20,585	20,585	
109,929	43,230	---	153,159	102,323	Total Legislative Branch	118,711	117,755	117,755	
Executive Branch									
11,745	2,359	---	14,104	7,734	Chief Executive	13,745	13,745	13,745	
10,245	18,459	435	29,139	17,600	Department of Agriculture	11,598	13,223	13,223	
90,263	924	---	91,187	85,999	Department of Banking and Insurance	90,263	85,263	85,263	
374,329	6,323	7	380,659	372,782	Department of Children and Families	423,401	446,743	446,743	
60,268	53,001	-11,536	101,733	86,308	Department of Community Affairs	69,134	68,534	68,534	
1,061,442	27,624	54,329	1,143,395	1,056,910	Department of Corrections	1,119,551	1,079,160	1,079,160	
112,040	8,060	369	120,469	112,245	Department of Education	112,606	120,938	120,938	
286,247	126,018	14,072	426,337	323,482	Department of Environmental Protection	301,317	298,162	298,162	
457,230	36,344	4,462	498,036	431,451	Department of Health	500,269	479,846	479,846	
308,251	30,048	46,449	384,748	323,413	Department of Human Services	344,390	347,163	347,163	
307,380	29,992	46,449	383,821	322,657	(From General Fund)	343,519	346,292	346,292	
871	56	---	927	756	(From Casino Revenue Fund)	871	871	871	
116,472	64,768	801	182,041	165,569	Department of Labor and Workforce Development	122,448	124,822	124,822	
781,752	297,388	27,216	1,106,356	930,234	Department of Law and Public Safety	850,705	873,943	873,943	
721,528	297,151	27,216	1,045,895	872,705	(From General Fund)	785,180	805,166	805,166	
60,132	237	---	60,369	57,437	(From Casino Control Fund)	65,433	68,685	68,685	
92	---	---	92	92	(From Casino Revenue Fund)	92	92	92	
102,397	18,033	3,297	123,727	109,937	Department of Military and Veterans' Affairs	118,614	118,052	118,052	
79,763	23,496	1,014	104,273	75,224	Department of State	82,121	77,931	77,431	
139,947	8,435	5,153	153,535	129,739	Department of Transportation	172,989	156,821	156,821	
598,904	64,917	-16,077	647,744	557,282	Department of the Treasury	637,883	677,830	677,830	
590,947	64,269	-16,077	639,139	550,744	(From General Fund)	629,769	669,085	669,085	
7,957	648	---	8,605	6,538	(From Casino Control Fund)	8,114	8,745	8,745	
989	3	---	992	987	Miscellaneous Commissions	989	989	989	
4,592,284	786,200	129,991	5,508,475	4,786,896	Total Executive Branch	4,972,023	4,983,165	4,982,665	
4,523,232	785,259	129,991	5,438,482	4,722,073	(From General Fund)	4,897,513	4,904,772	4,904,272	
68,089	885	---	68,974	63,975	(From Casino Control Fund)	73,547	77,430	77,430	
963	56	---	1,019	848	(From Casino Revenue Fund)	963	963	963	

SUMMARIES OF APPROPRIATIONS

Year Ending June 30, 2023					Year Ending June 30, 2025			
Orig. & (S)Supple- mental	Reapp. & (R)Recpts.	Transfers & (E)Emer- gencies	Total Available	Expended		2024 Adjusted Approp.	Requested	Recom- mended
<u>DIRECT STATE SERVICES</u>								
Interdepartmental Accounts								
203,503	4,556	10,940	218,999	215,722	Property Rentals	211,464	212,308	212,308
168,428	4,127	---	172,555	168,072	Insurance and Other Services	203,621	236,655	236,655
4,461,419	43	-75,578	4,385,884	4,379,331	Employee Benefits	4,625,588	4,697,631	4,697,631
39,560	9,756	-528	48,788	27,537	Other Interdepartmental Accounts	15,025	30,025	30,025
156,526	161,945	-64,367	254,104	12,974	Salary Increases and Other Benefits	11,000	199,327	199,327
61,920	24	-14,500	47,444	47,269	Utilities and Other Services	65,593	68,076	68,076
5,091,356	180,451	-144,033	5,127,774	4,850,905	Total Interdepartmental Accounts	5,132,291	5,444,022	5,444,022
Judicial Branch								
852,097	81,262	-42,743	890,616	770,164	The Judiciary	905,487	895,487	895,487
852,097	81,262	-42,743	890,616	770,164	Total Judicial Branch	905,487	895,487	895,487
10,645,666	1,091,143	-56,785	11,680,024	10,510,288	Total Direct State Services	11,128,512	11,440,429	11,439,929
10,576,614	1,090,202	-56,785	11,610,031	10,445,465	(From General Fund)	11,054,002	11,362,036	11,361,536
68,089	885	---	68,974	63,975	(From Casino Control Fund)	73,547	77,430	77,430
963	56	---	1,019	848	(From Casino Revenue Fund)	963	963	963
<u>GRANTS-IN-AID</u>								
Executive Branch								
93,918	556	239	94,713	92,918	Department of Agriculture	95,943	93,668	93,668
952,606	425	23,146	976,177	880,605	Department of Children and Families	1,012,589	989,507	989,507
267,909	32,768	4,616	305,293	269,694	Department of Community Affairs	288,566	115,551	115,551
115,200	7	---	115,207	99,319	Department of Corrections	99,666	104,680	104,680
85,510	4,761	---	90,271	85,664	Department of Education	95,610	69,956	69,956
10,010	4,761	---	14,771	10,164	(From General Fund)	20,110	19,456	19,456
75,500	---	---	75,500	75,500	(From Property Tax Relief Fund)	75,500	50,500	50,500
2,596	1,223	---	3,819	2,824	Department of Environmental Protection	12,925	1,590	1,590
719,413	10,643	-64,519	665,537	655,321	Department of Health	925,394	856,538	856,538
718,897	10,643	-64,519	665,021	654,806	(From General Fund)	924,878	856,022	856,022
516	---	---	516	515	(From Casino Revenue Fund)	516	516	516
7,541,928	167,353	128,702	7,837,983	6,618,427	Department of Human Services	8,357,468	8,834,618	8,834,618
7,040,324	167,353	128,702	7,336,379	6,117,138	(From General Fund)	7,830,489	8,237,871	8,237,871
4,000	---	---	4,000	3,841	(From Property Tax Relief Fund)	4,000	4,000	4,000
497,604	---	---	497,604	497,448	(From Casino Revenue Fund)	522,979	592,747	592,747
90,442	10,000	1,433	101,875	90,355	Department of Labor and Workforce Development	88,120	82,320	82,320
88,246	10,000	1,433	99,679	88,161	(From General Fund)	85,924	80,124	80,124
2,196	---	---	2,196	2,194	(From Casino Revenue Fund)	2,196	2,196	2,196
45,385	9,039	---	54,424	43,000	Department of Law and Public Safety	57,935	64,815	64,815
45,385	9,039	---	54,424	43,000	(From General Fund)	57,935	35,185	35,185
---	---	---	---	---	(From Gubernatorial Elections Fund)	---	29,630	29,630
2,893	500	---	3,393	2,867	Department of Military and Veterans' Affairs	6,645	3,270	3,270
1,730,940	40,685	-51,871	1,719,754	1,638,104	Department of State	1,983,034	2,280,512	1,899,763
120,090	1,027	44	121,161	120,671	Department of Transportation	164,000	161,000	161,000
2,918,411	60,943	---	2,979,354	2,588,040	Department of the Treasury	3,143,963	3,088,643	3,076,343
717,839	60,943	---	778,782	589,151	(From General Fund)	604,291	420,671	408,371
2,200,572	---	---	2,200,572	1,998,889	(From Property Tax Relief Fund)	2,539,672	2,667,972	2,667,972

SUMMARIES OF APPROPRIATIONS

Year Ending June 30, 2023					Year Ending June 30, 2025			
Orig. & Supplemental	Reapp. & Recpts.	Transfers & Emergencies	Total Available	Total Expended		2024 Adjusted Approp.	Requested	Recommended
					GRANTS-IN-AID			
14,687,241	339,930	41,790	15,068,961	13,187,809	Total Executive Branch	16,331,858	16,746,668	16,353,619
11,906,853	339,930	41,790	12,288,573	10,609,422	(From General Fund)	13,186,995	13,399,107	13,006,058
2,280,072	---	---	2,280,072	2,078,230	(From Property Tax Relief Fund)	2,619,172	2,722,472	2,722,472
500,316	---	---	500,316	500,157	(From Casino Revenue Fund)	525,691	595,459	595,459
---	---	---	---	---	(From gubernatorial Elections Fund)	---	29,630	29,630
					Interdepartmental Accounts			
1,318,915	---	39,466	1,358,381	1,356,398	Employee Benefits	1,444,076	1,462,389	1,462,389
43,992	---	-43,992	---	---	Other Interdepartmental Accounts	100,000	25,000	25,000
148,934	---	---	148,934	129,349	Aid to Independent Authorities	182,027	150,144	150,144
134,657	---	---	134,657	115,118	(From General Fund)	167,752	135,867	135,867
14,277	---	---	14,277	14,231	(From Property Tax Relief Fund)	14,275	14,277	14,277
1,511,841	---	-4,526	1,507,315	1,485,747	Total Interdepartmental Accounts	1,726,103	1,637,533	1,637,533
1,497,564	---	-4,526	1,493,038	1,471,516	(From General Fund)	1,711,828	1,623,256	1,623,256
14,277	---	---	14,277	14,231	(From Property Tax Relief Fund)	14,275	14,277	14,277
16,199,082	339,930	37,264	16,576,276	14,673,556	Total Grants-in-Aid	18,057,961	18,384,201	17,991,152
13,404,417	339,930	37,264	13,781,611	12,080,938	(From General Fund)	14,898,823	15,022,363	14,629,314
2,294,349	---	---	2,294,349	2,092,461	(From Property Tax Relief Fund)	2,633,447	2,736,749	2,736,749
500,316	---	---	500,316	500,157	(From Casino Revenue Fund)	525,691	595,459	595,459
---	---	---	---	---	(From gubernatorial Elections Fund)	---	29,630	29,630
					STATE AID			
					Executive Branch			
19,002	196,325	---	215,327	30,781	Department of Agriculture	41,166	71,166	71,166
---	194,135	---	194,135	12,894	(From General Fund)	---	---	---
19,002	2,190	---	21,192	17,887	(From Property Tax Relief Fund)	41,166	71,166	71,166
1,007,328	38	-521,628	485,738	475,410	Department of Community Affairs	1,161,332	886,505	886,505
9,809	38	---	9,847	9,451	(From General Fund)	22,589	9,109	9,109
997,519	---	-521,628	475,891	465,959	(From Property Tax Relief Fund)	1,138,743	877,396	877,396
33,400	---	---	33,400	33,266	Department of Corrections	41,150	38,600	38,600
33,400	---	---	33,400	33,266	(From Property Tax Relief Fund)	41,150	38,600	38,600
18,600,304	72,688	48,027	18,721,019	18,621,736	Department of Education	19,712,143	20,773,648	20,773,648
819,140	20,454	-317	839,277	829,460	(From General Fund)	5,168,677	6,056,217	6,056,217
17,781,164	52,234	48,344	17,881,742	17,792,276	(From Property Tax Relief Fund)	14,543,466	14,717,431	14,717,431
20,624	10,147	1,504	32,275	16,137	Department of Environmental Protection	23,111	19,111	19,111
6,328	4,147	750	11,225	8,594	(From General Fund)	6,815	6,815	6,815
14,296	6,000	754	21,050	7,543	(From Property Tax Relief Fund)	16,296	12,296	12,296
488,055	4,508	---	492,563	469,345	Department of Human Services	510,371	528,497	528,497
246,855	151	---	247,006	223,985	(From General Fund)	250,771	259,340	259,340
241,200	4,357	---	245,557	245,360	(From Property Tax Relief Fund)	259,600	269,157	269,157
7,075	---	---	7,075	5,500	Department of Law and Public Safety	19,765	28,765	28,765
1,575	---	---	1,575	---	(From General Fund)	10,265	19,765	19,765
5,500	---	---	5,500	5,500	(From Property Tax Relief Fund)	9,500	9,000	9,000
35,169	---	---	35,169	24,881	Department of State	27,190	30,029	21,630
28,329	---	---	28,329	18,041	(From General Fund)	20,014	18,064	16,954
6,840	---	---	6,840	6,840	(From Property Tax Relief Fund)	7,176	11,965	4,676
119,302	---	---	119,302	119,302	Department of Transportation	127,329	100,961	100,961
119,302	---	---	119,302	119,302	(From Property Tax Relief Fund)	127,329	100,961	100,961
1,531,358	2,009	508,490	2,041,857	2,024,285	Department of the Treasury	1,658,433	1,459,946	1,459,946
42,531	2,009	-750	43,790	34,952	(From General Fund)	56,579	40,397	40,397
1,488,827	---	509,240	1,998,067	1,989,333	(From Property Tax Relief Fund)	1,601,854	1,419,549	1,419,549

SUMMARIES OF APPROPRIATIONS

Year Ending June 30, 2023					Year Ending June 30, 2025			
Orig. & (S)Supple- mental	Reapp. & (R)Recpts.	Transfers & (E)Emer- gencies	Total Available	Expended		2024 Adjusted Approp.	Requested	Recom- mended
					STATE AID			
21,861,617	285,715	36,393	22,183,725	21,820,643	Total Executive Branch	23,321,990	23,937,228	23,928,829
1,154,567	220,934	-317	1,375,184	1,137,377	(From General Fund)	5,535,710	6,409,707	6,408,597
20,707,050	64,781	36,710	20,808,541	20,683,266	(From Property Tax Relief Fund)	17,786,280	17,527,521	17,520,232
					Total State Aid			
21,861,617	285,715	36,393	22,183,725	21,820,643	(From General Fund)	23,321,990	23,937,228	23,928,829
1,154,567	220,934	-317	1,375,184	1,137,377	(From Property Tax Relief Fund)	5,535,710	6,409,707	6,408,597
20,707,050	64,781	36,710	20,808,541	20,683,266		17,786,280	17,527,521	17,520,232
					CAPITAL CONSTRUCTION			
					Executive Branch			
---	460	7,243	7,703	---	Department of Agriculture	178,719	---	---
---	660	1,135	1,795	1,494	Department of Children and Families	---	---	---
---	847	---	847	---	Department of Community Affairs	---	---	---
---	11,619	1,942	13,561	1,333	Department of Corrections	---	---	---
---	148	---	148	---	Department of Education	---	---	---
398,622	509,901	-1,456	907,067	246,603	Department of Environmental Protection	377,514	172,485	172,485
---	6,112	4,559	10,671	598	Department of Health	---	---	---
---	9,189	---	9,189	48	Department of Human Services	---	---	---
3,500	3,777	900	8,177	893	Department of Law and Public Safety	---	---	---
---	25	1,115	1,140	---	Department of Military and Veterans' Affairs	---	---	---
1,552,936	---	---	1,552,936	1,494,095	Department of Transportation	1,578,017	1,658,219	1,658,219
1,352,936	---	---	1,352,936	1,294,095	(From General Fund)	1,378,017	1,458,219	1,458,219
200,000	---	---	200,000	200,000	(From Property Tax Relief Fund)	200,000	200,000	200,000
---	142	---	142	---	Department of the Treasury	---	---	---
					Total Executive Branch			
1,955,058	542,880	15,438	2,513,376	1,745,064	(From General Fund)	2,134,250	1,830,704	1,830,704
1,755,058	542,880	15,438	2,313,376	1,545,064	(From Property Tax Relief Fund)	1,934,250	1,630,704	1,630,704
200,000	---	---	200,000	200,000		200,000	200,000	200,000
					Interdepartmental Accounts			
217,116	143,620	-3,139	357,597	155,914	Capital Projects - Statewide	208,536	143,029	143,029
185,852	143,620	-3,139	326,333	124,697	(From General Fund)	177,272	143,029	143,029
31,264	---	---	31,264	31,217	(From Property Tax Relief Fund)	31,264	---	---
400,000	---	---	400,000	400,000	New Jersey Debt Defeasance and Prevention Fund	---	---	---
					Total Interdepartmental Accounts			
617,116	143,620	-3,139	757,597	555,914	(From General Fund)	208,536	143,029	143,029
585,852	143,620	-3,139	726,333	524,697	(From Property Tax Relief Fund)	177,272	143,029	143,029
31,264	---	---	31,264	31,217		31,264	---	---
					Total Capital Construction			
2,572,174	686,500	12,299	3,270,973	2,300,978	(From General Fund)	2,342,786	1,973,733	1,973,733
2,340,910	686,500	12,299	3,039,709	2,069,761	(From Property Tax Relief Fund)	2,111,522	1,773,733	1,773,733
231,264	---	---	231,264	231,217		231,264	200,000	200,000
					DEBT SERVICE			
					Executive Branch			
30,980	---	---	30,980	30,972	Department of Environmental Protection	31,395	27,462	27,462
589,765	---	---	589,765	589,733	Department of the Treasury	550,354	546,765	546,765
					Total Executive Branch			
620,745	---	---	620,745	620,705		581,749	574,227	574,227
					Total Debt Service			
620,745	---	---	620,745	620,705		581,749	574,227	574,227

SUMMARIES OF APPROPRIATIONS

Year Ending June 30, 2023					Year Ending June 30, 2025			
Orig. & (S) Supplemental	Reapp. & (R) Recpts.	Transfers & (E) Emergencies	Total Available	Expended	2024 Adjusted Approp.	Requested	Recommended	
51,899,284	2,403,288	29,171	54,331,743	49,926,170	GRAND TOTAL- STATE APPROPRIATIONS	55,432,998	56,309,818	55,907,870
28,097,253	2,337,566	-7,539	30,427,280	26,354,246	(From General Fund)	34,181,806	35,142,066	34,747,407
68,089	885	---	68,974	63,975	(From Casino Control Fund)	73,547	77,430	77,430
23,232,663	64,781	36,710	23,334,154	23,006,944	(From Property Tax Relief Fund)	20,650,991	20,464,270	20,456,981
501,279	56	---	501,335	501,005	(From Casino Revenue Fund)	526,654	596,422	596,422
---	---	---	---	---	(From Gubernatorial Elections Fund)	---	29,630	29,630

SUMMARIES OF APPROPRIATIONS

DEDICATED FUNDS

Summary of Appropriations by Department (thousands of dollars)

Year Ending June 30, 2023					Year Ending June 30, 2025			
Orig. & (S)Supple- mental	Reapp. & (R)Recpts.	Transfers & (E)Emer- gencies	Total Available	Expended		2024 Adjusted Approp.	Requested	Recom- mended
PROPERTY TAX RELIEF FUND								
Grants-In-Aid								
Department of Education								
75,000	---	---	75,000	75,000	Facilities Planning and School Building Aid	75,000	50,000	50,000
500	---	---	500	500	Student Services	500	500	500
<u>75,500</u>	<u>---</u>	<u>---</u>	<u>75,500</u>	<u>75,500</u>	<i>Total Department of Education</i>	<u>75,500</u>	<u>50,500</u>	<u>50,500</u>
Department of Human Services								
4,000	---	---	4,000	3,841	General Medical Services	4,000	4,000	4,000
<u>4,000</u>	<u>---</u>	<u>---</u>	<u>4,000</u>	<u>3,841</u>	<i>Total Department of Human Services</i>	<u>4,000</u>	<u>4,000</u>	<u>4,000</u>
Department of the Treasury								
2,200,572	---	---	2,200,572	1,998,889	Homestead Exemptions	2,539,672	2,667,972	2,667,972
<u>2,200,572</u>	<u>---</u>	<u>---</u>	<u>2,200,572</u>	<u>1,998,889</u>	<i>Total Department of the Treasury</i>	<u>2,539,672</u>	<u>2,667,972</u>	<u>2,667,972</u>
Interdepartmental Accounts								
14,277	---	---	14,277	14,231	Aid to Independent Authorities	14,275	14,277	14,277
<u>14,277</u>	<u>---</u>	<u>---</u>	<u>14,277</u>	<u>14,231</u>	<i>Total Interdepartmental Accounts</i>	<u>14,275</u>	<u>14,277</u>	<u>14,277</u>
<u>2,294,349</u>	<u>---</u>	<u>---</u>	<u>2,294,349</u>	<u>2,092,461</u>	<i>Total Grants-In-Aid - Property Tax Relief Fund</i>	<u>2,633,447</u>	<u>2,736,749</u>	<u>2,736,749</u>
State Aid								
Department of Agriculture								
18,999	2,190	---	21,189	17,886	Food and Nutrition Services	41,163	71,163	71,163
3	---	---	3	1	Farmland Preservation	3	3	3
<u>19,002</u>	<u>2,190</u>	<u>---</u>	<u>21,192</u>	<u>17,887</u>	<i>Total Department of Agriculture</i>	<u>41,166</u>	<u>71,166</u>	<u>71,166</u>
Department of Community Affairs								
978,519	---	-521,628	456,891	446,959	Local Government Services	1,122,743	866,896	866,896
19,000	---	---	19,000	19,000	Community Resources	16,000	10,500	10,500
<u>997,519</u>	<u>---</u>	<u>-521,628</u>	<u>475,891</u>	<u>465,959</u>	<i>Total Department of Community Affairs</i>	<u>1,138,743</u>	<u>877,396</u>	<u>877,396</u>
Department of Corrections								
33,400	---	---	33,400	33,266	Institutional Program Support	41,150	38,600	38,600
<u>33,400</u>	<u>---</u>	<u>---</u>	<u>33,400</u>	<u>33,266</u>	<i>Total Department of Corrections</i>	<u>41,150</u>	<u>38,600</u>	<u>38,600</u>
Department of Education								
8,763,717	---	-2,825	8,760,892	8,758,722	General Formula Aid	5,225,540	5,114,810	5,114,810
347,434	7,603	---	355,037	340,661	Miscellaneous Grants-In-Aid	205,750	112,488	112,488
1,482,093	---	---	1,482,093	1,482,092	Special Education	1,583,783	1,783,772	1,783,772
331,838	---	2,825	334,663	334,662	Student Transportation	358,865	409,784	409,784
1,173,941	44,583	-14,984	1,203,540	1,130,697	Facilities Planning and School Building Aid	1,128,937	1,138,237	1,138,237
5,682,141	48	63,328	5,745,517	5,745,442	Teachers' Pension and Annuity Assistance	6,040,591	6,158,340	6,158,340
<u>17,781,164</u>	<u>52,234</u>	<u>48,344</u>	<u>17,881,742</u>	<u>17,792,276</u>	<i>Total Department of Education</i>	<u>14,543,466</u>	<u>14,717,431</u>	<u>14,717,431</u>

SUMMARIES OF APPROPRIATIONS

Year Ending June 30, 2023					Year Ending June 30, 2025		
Orig. & (S) Supplemental	Reapp. & (R) Recpts.	Transfers & (E) Emergencies	Total Available	Expended	2024 Adjusted Approp.	Requested	Recommended
2,700	---	754	3,454	3,454			
10,000	6,000	---	16,000	2,493			
1,596	---	---	1,596	1,596			
<i>14,296</i>	<i>6,000</i>	<i>754</i>	<i>21,050</i>	<i>7,543</i>			
Department of Environmental Protection							
					2,700	2,700	2,700
					10,000	8,000	8,000
					3,596	1,596	1,596
					<i>16,296</i>	<i>12,296</i>	<i>12,296</i>
Department of Human Services							
122,711	4,357	---	127,068	126,985	141,111	146,164	146,164
116,035	---	---	116,035	115,935	116,035	120,539	120,539
2,454	---	---	2,454	2,440	2,454	2,454	2,454
<i>241,200</i>	<i>4,357</i>	<i>---</i>	<i>245,557</i>	<i>245,360</i>	<i>259,600</i>	<i>269,157</i>	<i>269,157</i>
Department of Law and Public Safety							
3,000	---	---	3,000	3,000	7,000	7,000	7,000
2,500	---	---	2,500	2,500	2,500	2,000	2,000
<i>5,500</i>	<i>---</i>	<i>---</i>	<i>5,500</i>	<i>5,500</i>	<i>9,500</i>	<i>9,000</i>	<i>9,000</i>
Department of State							
6,840	---	---	6,840	6,840	7,176	11,965	4,676
<i>6,840</i>	<i>---</i>	<i>---</i>	<i>6,840</i>	<i>6,840</i>	<i>7,176</i>	<i>11,965</i>	<i>4,676</i>
Department of Transportation							
33,902	---	---	33,902	33,902	38,929	42,521	42,521
85,400	---	---	85,400	85,400	88,400	58,440	58,440
<i>119,302</i>	<i>---</i>	<i>---</i>	<i>119,302</i>	<i>119,302</i>	<i>127,329</i>	<i>100,961</i>	<i>100,961</i>
Department of the Treasury							
5,252	---	---	5,252	5,251	5,000	5,000	5,000
9,041	---	---	9,041	8,998	5,101	5,143	5,143
47,700	---	-13	47,687	42,172	41,700	38,600	38,600
324,586	---	-13,539	311,047	311,046	315,454	325,097	325,097
863,492	---	521,641	1,385,133	1,385,133	950,898	805,636	805,636
236,756	---	1,151	237,907	234,733	283,701	240,073	240,073
2,000	---	---	2,000	2,000	---	---	---
<i>1,488,827</i>	<i>---</i>	<i>509,240</i>	<i>1,998,067</i>	<i>1,989,333</i>	<i>1,601,854</i>	<i>1,419,549</i>	<i>1,419,549</i>
<i>20,707,050</i>	<i>64,781</i>	<i>36,710</i>	<i>20,808,541</i>	<i>20,683,266</i>	<i>17,786,280</i>	<i>17,527,521</i>	<i>17,520,232</i>
Capital Construction							
Department of Transportation							
200,000	---	---	200,000	200,000	200,000	200,000	200,000
<i>200,000</i>	<i>---</i>	<i>---</i>	<i>200,000</i>	<i>200,000</i>	<i>200,000</i>	<i>200,000</i>	<i>200,000</i>
Interdepartmental Accounts							
31,264	---	---	31,264	31,217	31,264	---	---
<i>31,264</i>	<i>---</i>	<i>---</i>	<i>31,264</i>	<i>31,217</i>	<i>31,264</i>	<i>---</i>	<i>---</i>

SUMMARIES OF APPROPRIATIONS

Year Ending June 30, 2023					Year Ending —June 30, 2025—			
Orig. & (S)Supple- mental	Reapp. & (R)Recpts.	Transfers & (E)Emer- gencies	Total Available	Expended		2024 Adjusted Approp.	Requested	Recom- mended
231,264	---	---	231,264	231,217	<i>Total Capital Construction - Property Tax Relief Fund</i>	231,264	200,000	200,000
23,232,663	64,781	36,710	23,334,154	23,006,944	Total Property Tax Relief Fund	20,650,991	20,464,270	20,456,981
CASINO CONTROL FUND								
Direct State Services								
Department of Law and Public Safety					Gaming Enforcement			
60,132	237	---	60,369	57,437		65,433	68,685	68,685
60,132	237	---	60,369	57,437	<i>Total Department of Law and Public Safety</i>	65,433	68,685	68,685
Department of the Treasury					Administration of Casino Gambling			
7,957	648	---	8,605	6,538		8,114	8,745	8,745
7,957	648	---	8,605	6,538	<i>Total Department of the Treasury</i>	8,114	8,745	8,745
68,089	885	---	68,974	63,975	<i>Total Direct State Services - Casino Control Fund</i>	73,547	77,430	77,430
68,089	885	---	68,974	63,975	Total Casino Control Fund	73,547	77,430	77,430
CASINO REVENUE FUND								
Direct State Services								
Department of Human Services					Programs for the Aged			
871	56	---	927	756		871	871	871
871	56	---	927	756	<i>Total Department of Human Services</i>	871	871	871
Department of Law and Public Safety					Operation of State Professional Boards			
92	---	---	92	92		92	92	92
92	---	---	92	92	<i>Total Department of Law and Public Safety</i>	92	92	92
963	56	---	1,019	848	<i>Total Direct State Services - Casino Revenue Fund</i>	963	963	963
Grants-In-Aid								
Department of Health					Family Health Services			
516	---	---	516	515		516	516	516
516	---	---	516	515	<i>Total Department of Health</i>	516	516	516
Department of Human Services					Purchased Residential Care			
472,722	---	---	472,722	472,715		498,002	567,770	567,770
225	---	---	225	221		320	320	320
5,089	---	---	5,089	4,966		5,089	5,089	5,089
3,734	---	---	3,734	3,734		3,734	3,734	3,734
15,834	---	---	15,834	15,812		15,834	15,834	15,834
497,604	---	---	497,604	497,448	<i>Total Department of Human Services</i>	522,979	592,747	592,747
Department of Labor and Workforce Development					Vocational Rehabilitation Services			
2,196	---	---	2,196	2,194		2,196	2,196	2,196
2,196	---	---	2,196	2,194	<i>Total Department of Labor and Workforce Development</i>	2,196	2,196	2,196

SUMMARIES OF APPROPRIATIONS

Year Ending June 30, 2023					Year Ending June 30, 2025		
Orig. & (S)Supple- mental	Reapp. & (R)Recpts.	Transfers & (E)Emer- gencies	Total Available	Expended	2024 Adjusted Approp.	Requested	Recom- mended
500,316	---	---	500,316	500,157	<i>Total Grants-In-Aid - Casino Revenue Fund</i>		
501,279	56	---	501,335	501,005	525,691	595,459	595,459
					<i>Total Casino Revenue Fund</i>		
					526,654	596,422	596,422
GUBERNATORIAL ELECTIONS FUND							
Grants-In-Aid							
Department of Law and Public Safety							
---	---	---	---	---	---	29,630	29,630
Election Law Enforcement							
---	---	---	---	---	---	29,630	29,630
<i>Total Department of Law and Public Safety</i>							
---	---	---	---	---	---	29,630	29,630
<i>Total Grants-In-Aid - Gubernatorial Elections Fund</i>							
---	---	---	---	---	---	29,630	29,630
<i>Total Gubernatorial Elections Fund</i>							
---	---	---	---	---	---	29,630	29,630
23,802,031	65,722	36,710	23,904,463	23,571,924	21,251,192	21,167,752	21,160,463
<i>Total Appropriation</i>							