

# **INTERNATIONAL FINANCIAL REPORT 2017**





# CONTENTS

**2** MSF PROGRAMMES AROUND THE WORLD

**4** ACTIVITIES AND ORGANISATION

**5** FOREWORD

**6** YEAR IN REVIEW

**8** TREASURER'S REPORT

**9** AUDITORS' REPORT

## **COMBINED FINANCIAL STATEMENTS**

**11** Statement of Financial Activities

**12** Statement of Financial Position

**13** Statement of Changes in Funds

**14** Statement of Cash Flows

## **NOTES TO THE FINANCIAL STATEMENTS**

**16** Basis of Reporting

**19** Notes to the Statement of Financial Activities

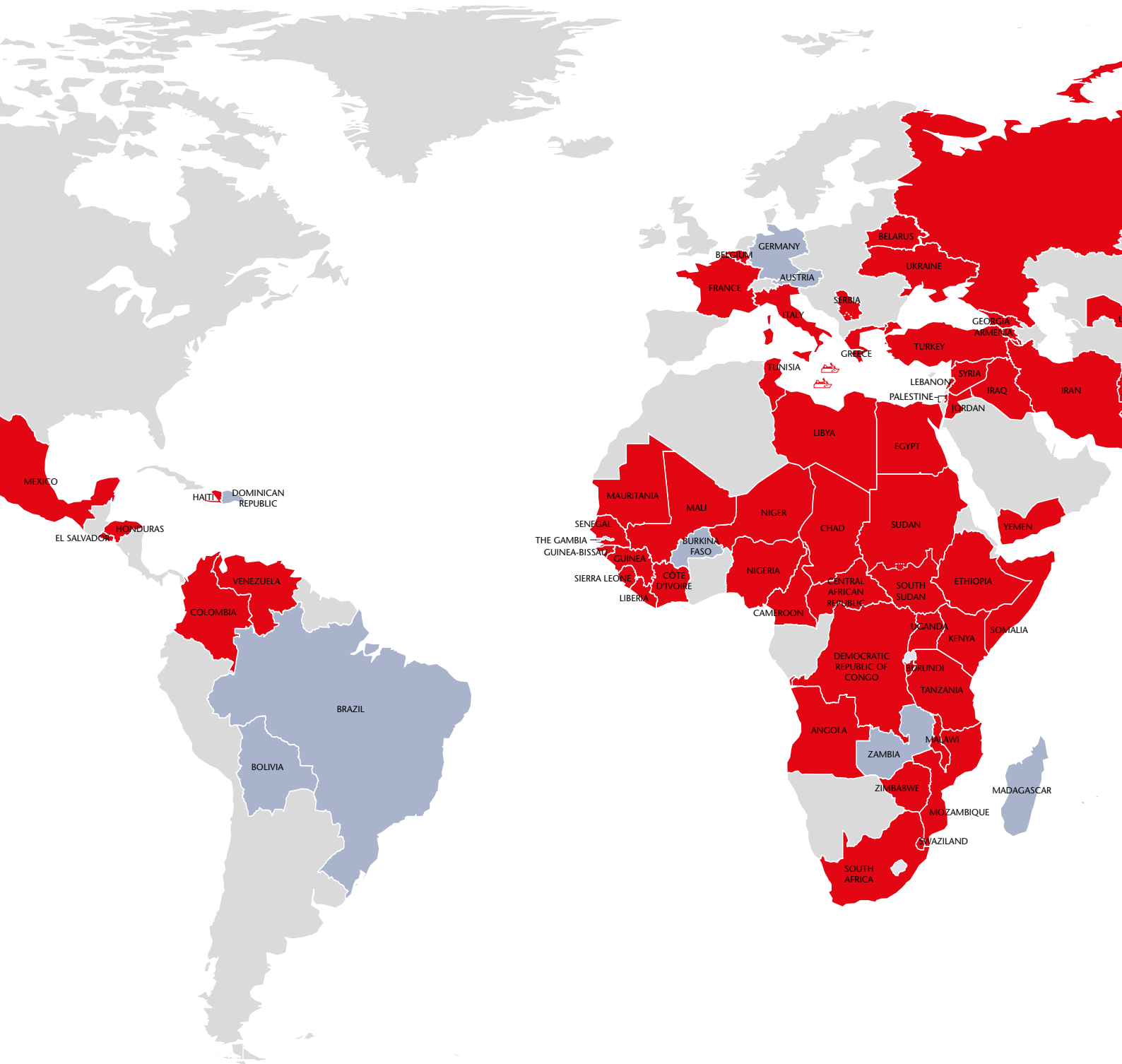
**25** Notes to the Statement of Financial Position

**30** Ratios and Sectorial Information

**34** Other Information

**37** FINANCES BY COUNTRY

# MSF PROGRAMMES AROUND THE WORLD





38	AFGHANISTAN	56	MALI
38	ANGOLA	56	MAURITANIA
39	ARMENIA	57	MEXICO
39	BANGLADESH	57	MOZAMBIQUE
40	BELARUS	58	MYANMAR
40	BELGIUM	58	NIGER
41	BURUNDI	59	NIGERIA
41	CAMBODIA	59	PAKISTAN
42	CAMEROON	60	PALESTINE
42	CENTRAL AFRICAN REPUBLIC	60	PAPUA NEW GUINEA
43	CHAD	61	PHILIPPINES
43	COLOMBIA	61	RUSSIAN FEDERATION
44	CÔTE D'IVOIRE	62	SENEGAL
44	DEMOCRATIC REPUBLIC OF CONGO	62	SERBIA
45	EGYPT	63	SIERRA LEONE
45	EL SALVADOR	63	SOMALIA
46	ETHIOPIA	64	SOUTH AFRICA
46	FRANCE	64	SUDAN
47	GEORGIA	65	SOUTH SUDAN
47	GREECE	65	SWAZILAND
48	GUINEA	66	SYRIA
48	GUINEA-BISSAU	66	TAJIKISTAN
49	HAITI	67	TANZANIA
49	HONDURAS	67	TUNISIA
50	INDIA	68	TURKEY
50	IRAN	68	UGANDA
51	IRAQ	69	UKRAINE
51	ITALY	69	UZBEKISTAN
52	JORDAN	70	VENEZUELA
52	KENYA	70	YEMEN
53	KYRGYZSTAN	71	ZIMBABWE
53	LEBANON	71	MEDITERRANEAN SEA OPERATIONS
54	LIBERIA	72	OTHER COUNTRIES
54	LIBYA	72	TRANSVERSAL ACTIVITIES
55	MALAWI		
55	MALAYSIA		

Countries in blue have a total expenditure of less than 500,000 euros and are included in 'other countries'

# ACTIVITIES AND ORGANISATION

For the year ended 31 December 2017

**Médecins Sans Frontières (MSF) is an international, independent, medical humanitarian organisation. We deliver emergency aid to people affected by armed conflict, epidemics, natural disasters and exclusion from healthcare.**

This report is presented along with the financial statements of the organisation for the year ended 31 December 2017. These financial statements are a means of transparency and accountability, illustrating the financial situation of the movement as a whole. They have been prepared in accordance with the accounting policies set out in Note 1.6 to the Financial Statements.

## OBJECTIVES AND POLICIES

MSF offers humanitarian assistance to people based on need and irrespective of race, religion, gender or political affiliation. We work to save lives, alleviate suffering and restore dignity. Our actions are guided by medical ethics and the principles of neutrality and impartiality.

In order to be able to access and assist people in need, our operational policies must be scrupulously independent of governments, as well as religious and economic powers. We conduct our own assessments, manage our projects directly and monitor the impact of our assistance. We do not accept funds from governments or other parties who are directly involved in the conflicts to which MSF is responding. We rely on the generosity of private individuals for the majority of our funding.

In 2017, near 8,000 health professionals, logistics specialists and administrative staff of all nationalities left on field assignments to join more than 37,900 locally hired staff working in medical programmes in over 72 countries.

MSF is constantly seeking to improve the quality, relevance and extent of its assistance, and is dedicated to the pursuit of innovation. The Access Campaign supports our field programmes by pushing for improved access to existing medicines, diagnostics and vaccines, and the development of better, more appropriate medicines. MSF also funds research into the development of drugs for neglected diseases.

## ORGANISATIONAL STRUCTURE

MSF is a non-profit, self-governed organisation. Founded in Paris, France in 1971, MSF today is a worldwide movement of associations, with offices all over the world. Specialised organisations – called satellites – are in charge of specific activities such as humanitarian relief supplies, epidemiological and medical research studies, and research on humanitarian and social action.

In 2011 MSF's international governance structure was reformed. MSF International was registered in Switzerland and in December 2011 the first annual MSF International General Assembly (IGA) was held. In subsequent years, the IGA would be held in June. The IGA comprises two representatives of each MSF association, two representatives elected by the individual members of MSF International, and the International President. The IGA is the highest authority of MSF International and is responsible for safeguarding MSF's medical humanitarian mission, and providing strategic orientation to all MSF entities.

The International Board acts on behalf of and is accountable to the IGA. It is made up of representatives of MSF's operational directorates as well as a group elected by the IGA, and is chaired by the International President. The International Board prepares and presents the international combined Financial Statements to the IGA for approval.

## ALL THOSE WORKING WITH MSF AGREE TO ABIDE BY THE PRINCIPLES OF THE CHARTER OF MSF AS FOLLOWS:

### THE CHARTER OF MÉDECINS SANS FRONTIÈRES

**Médecins Sans Frontières is a private international association. The association is made up mainly of doctors and health sector workers and is also open to all other professions that might help in achieving its aims. All of its members agree to honour the following principles:**

Médecins Sans Frontières provides assistance to populations in distress, to victims of natural or man-made disasters and to victims of armed conflict. They do so irrespective of race, religion, creed or political convictions.

Médecins Sans Frontières observes neutrality and impartiality in the name of universal medical ethics and the right to humanitarian assistance and claims full and unhindered freedom in the exercise of its functions.

Members undertake to respect their professional code of ethics and to maintain complete independence from all political, economic or religious powers.

As volunteers, members understand the risks and dangers of the missions they carry out and make no claim for themselves or their assigns for any form of compensation other than that which the association might be able to afford them.



# FOREWORD

In a complex and fast-changing world, we remain focused and resolute in pursuit of our goal – to provide the most appropriate, effective medicine in the harshest of environments. As well as responding to vital needs, our aid is born of a desire to show solidarity with people who are suffering, whether as a result of conflict, neglect or disease.

As a medical humanitarian association, our strength lies in our employees and volunteers, be they front-line workers or back-office staff, and all the other people who support our work, whether financially, technically, politically or otherwise. This shared commitment to those stripped of their basic rights is what binds us together.

Our strength is also grounded in mutual respect and transparency. We welcome the recent focus on abuse of power within society at large and the aid sector specifically. With tens of thousands of staff working in extreme conditions around the world, the need for each and every one of our patients and staff to feel safe to report and fight any form of abuse is something we take very seriously.

MSF employs people of around 150 different nationalities and this diversity is a source of strength. Combining an external eye with local knowledge improves the quality of our operations. It helps us get closer to the realities and needs of our patients and develop the best-adapted medical response. It also helps us to successfully negotiate access to the most vulnerable populations in some of the most difficult places. We must continually challenge ourselves and each other to ensure that the decisions we take are based on, and benefit from, the widest range of perspectives possible.

MSF teams around the world are constantly adjusting to the specific challenges of very different situations. As you can see from our International Activity Report 2017, we continue to tailor the care we provide to the very diverse realities we work in: the realities of displacement, from the borders of Syria or Somalia to the deadly so-called migration routes of North Africa, the Mediterranean and Europe; the evolution of disease realities such as multi-resistant TB or epidemic outbreaks such as cholera and meningitis; and the conflict realities of the Middle East and Africa.

Despite the significant direct assistance our teams have been able to deliver, too many patients and communities remain stuck in the epicentres of spiralling conflicts – from Syria to Iraq, South Sudan and Nigeria, to name but a few. The lack of any form of protection in such contexts all too often leaves us powerless witnesses.

In such extreme realities, we continue to deploy what means we can. But we cannot do it alone. We rely on those who support our action. This generosity and compassion is what allows us to continue our lifesaving work.



**Dr Joanne Liu**  
International President



**Jérôme Oberreit**  
Secretary General



Gloria Chipasula, an HIV-positive 11-year-old, poses outside her family home in Malawi as an MSF doctor from Rwanda checks her X-rays for signs of TB.  
© Luca Sola

# YEAR IN REVIEW

by Raquel Ayora, Dr Isabelle Defourny, Christine Jamet, Dr Bart Janssens, Marcel Langenbach, Bertrand Perrochet, Directors of Operations, Médecins Sans Frontières

**Violence against civilians escalated in Myanmar, the Democratic Republic of Congo (DRC), South Sudan, Central African Republic and Iraq in 2017. It continued unabated in Syria, Nigeria and Yemen. Entire communities paid a staggering price of death, injury and loss, and millions fled their homes in search of safety.**

Treating the wounded and responding to basic health needs, malnutrition and outbreaks of infectious disease, Médecins Sans Frontières (MSF) provided lifesaving care to those caught up in conflict as health systems collapsed and living conditions deteriorated. Where we were unable to secure direct access to those trapped at the heart of the violence, in places such as Myanmar and Syria, we focused our assistance on those who had escaped.

MSF has been responding to the humanitarian needs of the marginalised ethnic Rohingya minority in Myanmar for years. Targeted attacks of unprecedented scale by the Myanmar military in August 2017 drove another 660,000 or more Rohingya into neighbouring Bangladesh, where we ramped up our activities in response. We dealt with multiple disease outbreaks triggered by the ballooning refugee population's abject living conditions and poor underlying health. Retrospective mortality surveys carried out by MSF epidemiologists revealed the extreme violence inflicted in Rakhine state: by the most conservative estimate, at least 6,700 Rohingya were killed in the space of a month.

Continued violence and mass displacement in Nigeria's Borno state has uprooted more than two million people, many of whom have regrouped around garrison towns controlled by the Nigerian military. In January, an airstrike hit a camp for displaced people in Rann, where MSF was running a health facility. It killed at least 90 people, including 3 MSF workers, and injured hundreds.

Despite the insecurity and challenges in accessing many areas, MSF teams conducted emergency interventions in 11 towns in Borno state, providing nutritional and medical care, relief items, and water and sanitation in displacement camps. However, people living in areas controlled by armed opposition groups remained cut off from aid.

There was no let-up in Yemen's war in 2017 or in the direct trauma injuries suffered as a result. Preventable diseases such as cholera and diphtheria also re-emerged, as the country grappled with a total breakdown of its medical, sanitation and economic systems, and import restrictions on fuel, food and medicines.

The situation in war-ravaged Somalia also remains extreme. Since withdrawing from the country four years ago following repeated attacks on our teams, we have continuously monitored the situation and re-engaged with the relevant authorities. Despite ongoing security concerns, we returned to Somalia in 2017, opening a nutrition programme in the Puntland region and expanding our services throughout the year. However the scale of our activities remains limited; our ability to operate depends largely on the acceptance and active support we receive from the authorities and host communities.

## FINAL BATTLES IN AREAS UNDER SIEGE

In both Raqqa in Syria and Mosul in Iraq, bombs rained down on trapped civilians as coalition forces wrestled back control from the Islamic State group.

In Mosul, the frontlines cut through densely populated areas in the west, holding people under siege, sometimes for months on end. In the midst of the battle, some of the injured had to wait days before seeking medical care. When the fighting was at its most intense, our emphasis was on trauma surgery, but we also provided paediatric, obstetric and primary healthcare and treated malnutrition for those escaping Mosul. With many organisations, including MSF, focusing on the first stages of trauma care, a functional network of medicalised transport was lacking, as were easily accessible referral facilities for definitive surgery.

Our teams saw fewer wounded in the battle for Raqqa in Syria. This raised questions about what was happening in an area of urban warfare and bombardment, and whether people were accessing any care at all, or simply dying. To this day we do not know. We provided medical assistance to those fleeing Raqqa as they regrouped in camps around the area, but in general aid relief was scarce.

## OUT OF THE SPOTLIGHT

Several other long-running, lesser reported conflicts escalated. Conflict and violence affected millions of people in South Sudan, where medical facilities and staff were not spared. MSF's clinics and hospitals were looted and our staff and patients forced to flee. More than two million South Sudanese were displaced, inside and outside the country, creating the world's fastest growing refugee crisis. This prompted a huge MSF response in Uganda, DRC, Ethiopia and Sudan.

DRC itself was wracked by violence, especially in the Kasai region, where 1.5 million people were displaced. Our teams were able to intervene only when the fighting subsided. We discovered extremely high rates of severe acute malnutrition among young children in the area, with over 1,000 under-fives treated between June and September 2017 alone. Our teams also provided comprehensive paediatric care and surgery.

In Central African Republic, full-blown conflict resurged across much of the country. Several towns emptied as people fled in terror, seeking refuge in churches, mosques and even MSF hospitals, or surviving hand to mouth in the bush. In response to the towering health needs, MSF provided medical care to communities across the country.





A flooded Rohingya refugee camp in Bangladesh.  
© Antonio Faccilongo

## THE HUMAN COST OF 'DETERRENCE'

Meanwhile, in Europe governments struck deals with Libya to keep migrants and refugees from reaching their shores, fully aware of the widespread torture, detention and criminal extortion this left them exposed to. Smear campaigns were orchestrated to discredit lifesaving search and rescue efforts on the Mediterranean, despite some 3,000 people drowning in 2017. Nevertheless, MSF remained committed to saving lives that would otherwise be lost, and to throwing light on the human cost of deterrence policies.

## INFECTIOUS DISEASES

As a direct result of missing childhood vaccinations, diphtheria broke out in Yemen and among refugees from Myanmar in Bangladesh, prompting MSF vaccination and treatment campaigns.

People still perish from infectious diseases that should be confined to history. In 2017, MSF supported the Madagascan authorities' response to an outbreak of the plague, which took 200 lives.

Massive cholera outbreaks raged through Yemen and East Africa. DRC experienced its most significant cholera outbreak in 20 years, affecting 55,000 people and causing 1,190 deaths across 24 of the country's 26 provinces. Our teams treated almost half of the registered cases.

Measles also ravaged communities across eastern DRC. In just eight months, MSF treated almost 14,000 cases and vaccinated over a million children.

## WOMEN'S HEALTH

Our teams assisted over 300,000 childbirths in 2017, working in large maternity hospitals, including in eastern DRC, Iraq, Syria and Afghanistan, where women have few other safe, free options.

Unsafe abortions are one of the world's main causes of maternal mortality and are entirely preventable. At our International General Assembly in 2017, MSF reasserted its commitment to providing safe termination of pregnancy to all women and girls who need it.

## TREATING TUBERCULOSIS (TB)

MSF remains the largest non-government provider of TB treatment worldwide. Together with partner organisations and local health authorities, we are pioneering new drug-resistant treatment options, including regulated trials in South Africa and Uzbekistan, where our teams test shorter, more effective and better tolerated regimes.

In 2017, we also advocated for scaling up the use of the new TB drugs bedaquiline and delamanid through the MSF Access Campaign and urged governments and stakeholders to increase patient treatment through the #StepUpforTB campaign.

We are hugely grateful to all our donors, who make our work possible, and to all our dedicated MSF field workers, who give their time and skills to assist others, at times at considerable risk to themselves. Our teams remain committed to finding and releasing our three colleagues who were abducted in DRC in 2013 and remain unaccounted for. Philippe, Richard and Romy, our thoughts are with you, your friends and your families.

# TREASURER'S REPORT

## COMBINED ACCOUNTS 2017

MSF is pleased to present its audited combined Financial Statements. The combined accounts represent an aggregation of the audited Financial Statements of the 21 main offices worldwide (Australia, Austria, Belgium, Brazil, Canada, Denmark, France, Germany, Greece, Hong Kong, Italy, Japan, Luxembourg, the Netherlands, Norway, South Africa, Spain, Sweden, Switzerland, the United Kingdom and the United States), together with the Financial Statements of the offices in Argentina, the Czech Republic, Republic of Korea, India, Ireland and Mexico, satellite organisations (MSF Supply, MSF Logistique, Epicentre, Fondation MSF, Etat d'Urgence Production, SCI MSF, SCI Sabin, Fondation MSF Belgique, Ärzte Ohne Grenzen Foundation and MSF Enterprises Limited) and MSF International. The combined Financial Statements give a view of MSF's work internationally and are a means of providing transparency and accountability.

## INCOME

2017 saw a 1 per cent increase in income compared with 2016 (the appreciation of the euro against most other currencies having partially offset the underlying increase of 4 per cent). Total income of 1,532 million euros for 2017 was 16 million euros higher than in 2016, driven by an increase in private income which more than offset the 14 million euro drop in public institutional funding. More than 6.3 million individual donors and private funders provided 96% of MSF's income in 2017.

## EXPENDITURE

Total expenditure in 2017 was 1,614 million euros, an increase of 156 million euros on 2016 (10 per cent increase). The expenditure can be broken down into two main categories: social mission and other expenses. The table below breaks down these categories further still.

	<i>In millions of €</i>	
	<b>2017</b>	<b>2016</b>
Programmes	1,085	989
Programme support	190	171
Awareness-raising	46	45
Other humanitarian activities	14	12
<b>Total social mission</b>	<b>1,335</b>	<b>1,217</b>
Fundraising	203	174
Management and general administration	78	68
<b>Total other expenses</b>	<b>282</b>	<b>241</b>
<b>Total</b>	<b>1,616</b>	<b>1,459</b>

In 2017, 82.6% of MSF's total expenditure was spent on social mission and 17.4% on other expenses (2016: 83.4% and 16.6% respectively). The deterioration in the social mission ratio was driven by higher investments in fundraising and expenditure on IT projects aimed at improving efficiency. Management and general administration expenses continue to represent less than 5% of total expenses.

## PROGRAMME EXPENDITURE

Countries where we ran programmes with spending over 15 million euros in 2017 are listed below.

	<i>In millions of €</i>	
	<b>2017</b>	<b>2016</b>
Democratic Republic of Congo	<b>102</b>	110
South Sudan	<b>74</b>	87
Yemen	<b>62</b>	60
Central African Republic	<b>58</b>	60
Iraq	<b>58</b>	42
Nigeria	<b>55</b>	39
Syria	<b>52</b>	39
Haiti	<b>41</b>	42
Afghanistan	<b>40</b>	25
Lebanon	<b>31</b>	21
Ethiopia	<b>31</b>	29
Jordan	<b>30</b>	16
Niger	<b>27</b>	26
Kenya	<b>25</b>	24
Pakistan	<b>23</b>	23
Uganda	<b>18</b>	8
Myanmar	<b>17</b>	20
Chad	<b>17</b>	23
Bangladesh	<b>15</b>	4
Sudan	<b>15</b>	12

Those countries listed separately above accounted for 73% of MSF's 2017 programme expenditure (2016: 73% - percentage based on the 2016 list).

The big increases were driven by MSF's response to continued armed conflicts in Afghanistan, Iraq, Nigeria and Syria as well as the Rohingya refugee crisis in Myanmar and Bangladesh. We continue to be heavily involved in the Democratic Republic of Congo, Central Africa Republic, Haiti, South Sudan and Yemen.

## RESULT FOR THE YEAR AND RESERVES POLICY

The result for 2017, after adjusting for exchange gains/losses, shows a deficit of 104 million euros (surplus of 69 million euros for 2016). MSF has a reserves policy, at an international level, of holding retained earnings to cover working capital needs, buffers, investment and emergency. The level of reserves as at 31 December 2017 equates to approximately 7.5 months of the year's activity (9.2 months for 2016).



Yvan Legris  
International Treasurer

# AUDITORS' REPORT

## Ernst & Young Ltd

59, route de Chancy  
1213 Lancy-Geneva

## KPMG SA

111, rue de Lyon  
1203 Geneva

Report of the Joint Independent Auditors to the Members of the MSF International General Assembly on the Combined Financial Statements of

### Médecins Sans Frontières International, Geneva

We have audited the combined financial statements of Médecins Sans Frontières International, on pages 10 to 36, which comprise the statement of financial position, the statement of financial activities, statement of changes in funds, statement of cash flows and notes for the year ended 31 December, 2017.

#### International Board's Responsibility for the Combined Financial Statements

The International Board is responsible for the preparation of these combined financial statements in accordance with the accounting policies set out in the notes to the combined financial statements. This responsibility includes designing, implementing and maintaining an internal control system relevant to the preparation of combined financial statements that are free from material misstatement, whether due to fraud or error. The International Board is further responsible for selecting and applying appropriate accounting policies and making accounting estimates that are reasonable in the circumstances.

#### Joint Auditors' Responsibility

Our responsibility is to express an opinion on these combined financial statements based on our audit. We conducted our audit in accordance with Swiss Auditing Standards. Those standards require that we plan and perform the audit to obtain reasonable assurance about whether the combined financial statements are free from material misstatement.

An audit involves performing procedures to obtain audit evidence about the amounts and disclosures in the combined financial statements. The procedures selected depend on the auditor's judgment, including the assessment of the risks of material misstatement of the combined financial statements, whether due to fraud or error. In making those risk assessments, the auditor considers internal control relevant to the entity's preparation of the combined financial statements in order to design audit procedures that are appropriate in the circumstances, but not for the purpose of expressing an opinion on the effectiveness of the entity's internal control system. An audit also includes evaluating the appropriateness of accounting policies used and the reasonableness of accounting estimates made by the International Board, as well as evaluating the overall presentation of the combined financial statements. We believe that the audit evidence we have obtained is sufficient and appropriate to provide a basis for our audit opinion.

#### Opinion

In our opinion, the combined financial statements of Médecins Sans Frontières International for the year ended 31 December, 2017 give a true and fair view of the combined financial statements with the accounting policies set out in Note 1 to the combined financial statements.

## Ernst & Young Ltd



Laurent Bludzien  
Licensed Audit Expert  
Auditor in Charge



Anne-Céline Bosviel  
Licensed Audit Expert



Pierre Henri Pingeon  
Licensed Audit Expert  
Auditor in Charge

## KPMG SA



Olivier de Luca  
Licensed Audit Expert

Geneva, 29 May 2018



A child is weighed at Buda clinic, one of the 17 facilities  
MSF supports in Bili, Democratic Republic of Congo.  
© Vincenzo Livieri/MSF

A photograph of a man in a white patterned shirt holding a baby for weighing. The baby is suspended from a scale by a blue strap. The background is a thatched roof structure.

# COMBINED FINANCIAL STATEMENTS

FOR THE YEAR ENDED 31 DECEMBER 2017

# STATEMENT OF FINANCIAL ACTIVITIES

<i>In thousands of €</i>					
	Notes	Unrestricted	Restricted	2017	2016
Individuals	2.1.1 / 4.2.1	1,203,644	94,100	1,297,744	1,233,837
Private institutions	2.1.1 / 4.2.1	123,518	49,804	173,322	204,510
<b>Private income</b>		<b>1,327,162</b>	<b>143,904</b>	<b>1,471,067</b>	<b>1,438,346</b>
<b>Public institutional income</b>	2.1.2 / 4.2.2	<b>589</b>	<b>29,279</b>	<b>29,869</b>	<b>53,997</b>
<b>Other income</b>	2.1.3 / 4.2.1	<b>25,392</b>	<b>5,430</b>	<b>30,822</b>	<b>23,955</b>
<b>Income</b>		<b>1,353,144</b>	<b>178,614</b>	<b>1,531,758</b>	<b>1,516,299</b>
Programmes	2.2.3 / 4.2.3	946,578	137,948	1,084,526	989,385
Programme support	2.2.4	171,198	19,069	190,266	170,550
Awareness-raising	2.2.5	45,120	1,139	46,259	45,134
Other humanitarian activities	2.2.6	13,456	251	13,707	12,311
<b>Social mission</b>		<b>1,176,353</b>	<b>158,406</b>	<b>1,334,759</b>	<b>1,217,381</b>
Fundraising	2.2.7	201,248	1,918	203,166	173,645
Management and general administration	2.2.8	77,624	815	78,439	67,819
<b>Other expenses</b>		<b>278,873</b>	<b>2,733</b>	<b>281,606</b>	<b>241,466</b>
<b>Expenditure</b>	2.2	<b>1,455,226</b>	<b>161,139</b>	<b>1,616,365</b>	<b>1,458,847</b>
<b>Net exchange losses / gains unrealised and realised</b>	2.2.10	<b>-16,390</b>	<b>-2,538</b>	<b>-18,928</b>	<b>11,375</b>
<b>Deficit / Surplus</b>		<b>-118,472</b>	<b>14,936</b>	<b>-103,536</b>	<b>68,828</b>

Details of Personnel expenses are presented in Note 2.2.2

# STATEMENT OF FINANCIAL POSITION

In thousands of €

	Notes	2017	2016
Cash and cash equivalents	3.1	839,580	1,001,121
Inventories	3.2	61,888	53,220
Grants receivable	3.3	28,475	25,683
Contributions receivable	3.4	48,554	63,303
Other receivables	3.5	73,173	56,532
Other assets	3.6	18,215	23,897
<b>Current assets</b>		<b>1,069,885</b>	<b>1,223,756</b>
Financial assets	3.7	37,217	33,468
Property, plant and equipment	3.8	206,333	183,142
Intangible assets	3.8	14,273	12,259
<b>Non-current assets</b>		<b>257,823</b>	<b>228,870</b>
<b>Assets</b>		<b>1,327,708</b>	<b>1,452,625</b>
Current deferred income	3.9	11,902	13,605
Current accounts payable and accrued expenses	3.10	145,726	134,331
Current financial debts	3.12	1,944	5,873
Current provisions	3.13	25,383	17,981
<b>Current liabilities</b>		<b>184,955</b>	<b>171,789</b>
Non-current deferred income	3.9	-	81
Non-current accounts payable and accrued expenses	3.10	369	317
Non-current financial debts	3.12	79,279	65,874
Non-current provisions	3.13	1,137	907
<b>Non-current liabilities</b>		<b>80,785</b>	<b>67,179</b>
<b>Liabilities</b>		<b>265,741</b>	<b>238,984</b>
Restricted funds		43,277	33,845
Capital for foundation		3,519	3,370
Minimum compulsory level of retained earnings		1,371	2,050
Translation reserves		17,385	66,936
Unrestricted funds		996,415	1,107,440
<b>Funds</b>		<b>1,061,967</b>	<b>1,213,641</b>
<b>Liabilities and funds</b>		<b>1,327,708</b>	<b>1,452,625</b>



# STATEMENT OF CHANGES IN FUNDS

In thousands of €

2017	Notes	2016	Change in subscribed capital	Impact of exchange rate on historical value	Other movements	Surplus / Deficit	2017
Restricted funds		33,845	-	-	-5,504	14,936	43,277
<i>Organisational capital</i>							
Capital for foundation		3,370	149	-	-	-	3,519
Minimum compulsory level of retained earnings		2,050	-	-	-679	-	1,371
Translation reserves	1.5	66,936	-	-49,551	-	-	17,385
Unrestricted funds		1,107,440	-	-	7,447	-118,472	996,415
<b>Total funds</b>		<b>1,213,641</b>	<b>149</b>	<b>-49,551</b>	<b>1,265</b>	<b>-103,536</b>	<b>1,061,967</b>
<b>Funds allocated to a specific country</b>		<b>1,423</b>	-	-	<b>26</b>	<b>1,310</b>	<b>2,760</b>
<b>Funds not allocated to a country</b>		<b>30,984</b>	-	-	<b>-6,839</b>	<b>3,948</b>	<b>28,093</b>
Ebola Initiative Fund		1,107	-	-	-	-900	207
Pledges and temporarily restricted funds from MSF USA		27,448	-	-	-5,843	4,850	26,455
Others		2,428	-	-	-995	-2	1,431
<b>Permanently restricted funds</b>		<b>1,438</b>	-	-	<b>1,308</b>	<b>9,678</b>	<b>12,424</b>
<b>Restricted funds</b>		<b>33,845</b>	-	-	<b>-5,504</b>	<b>14,936</b>	<b>43,277</b>

Pledges, temporarily & permanently restricted funds, and the Ebola Initiative Fund not allocated to country yet, compose the 31 million euros included in Funds not allocated to a country.

In thousands of €

2016	Notes	2015	Change in subscribed capital	Impact of exchange rate on historical value	Other movements	Surplus / Deficit	2016
Restricted funds		13,674	-	-	2,878	17,293	33,845
<i>Organisational capital</i>							
Capital for foundation		2,715	687	-	-32	-	3,370
Minimum compulsory level of retained earnings		1,915	-	-	32	103	2,050
Translation reserves	1.5	53,287	-	13,649	-	-	66,936
Unrestricted funds		1,059,762	-	-	-3,754	51,431	1,107,440
<b>Total funds</b>		<b>1,131,353</b>	<b>687</b>	<b>13,649</b>	<b>-876</b>	<b>68,828</b>	<b>1,213,641</b>

Funds represent the cumulative surpluses and deficits of current and previous years. They comprise:

- Restricted funds, which include permanently and other restricted funds.
  - Permanently restricted funds, which may be capital funds, where the assets are required by the donors to be invested or retained for long-term use, rather than expended short term, or which may be the minimum compulsory level of funds to be maintained in some countries.
  - Restricted funds by country are contributions received with a specific earmarking that have not been spent at year-end.
  - Temporarily restricted funds are funds that MSF will be allowed to use after the end of the contractual commitment.
- Unrestricted funds, which are unspent donor non-designated funds to be spent at the discretion of MSF's trustees to further MSF's social mission.
- Other funds and equities, which represent foundations' capital, and translation adjustments arising from the translation of entities' financial statements into euros.

# STATEMENT OF CASH FLOWS

In thousands of €

CASH FLOWS FROM HUMANITARIAN AND FUNCTIONING ACTIVITIES	2017	2016
<b>1. Cash flows from private donors</b>	<b>1,467,332</b>	<b>1,421,655</b>
Private income	1,471,067	1,438,346
Income with no impact on cash flows or not related to humanitarian and functioning activities	-9,603	-167
Change in receivables from private donors	9,016	-10,148
Change in deferred income on private grants	-3,148	-5,537
Change in unspent donor-designated / restricted funds	-	-839
<b>2. Cash flows from public institutional agencies</b>	<b>28,711</b>	<b>46,884</b>
Public institutional income	29,869	53,997
Change in public institutional assets	-3,656	22,655
Change in public institutional liabilities	2,498	-29,768
<b>3. Other cash flows from humanitarian and functioning activities</b>	<b>-1,573,186</b>	<b>-1,430,543</b>
Other income	21,325	14,795
Equipment and services sold to other organisations	9,497	9,160
Social mission expenditure	-1,334,759	-1,217,381
Other expenses	-281,606	-241,466
Permanently restricted contributions and income	-74	-33
Depreciation, amortisation, provisions	25,383	29,773
Write-off of non-current assets	3,190	1,120
Investment subsidies as income	-59	-59
Net exchange gains and losses	-18,928	11,375
Change in other receivables and current assets	-19,376	-52,520
Change in other current liabilities	22,221	14,691
<b>Net cash used for / provided by humanitarian and functioning activities (A) = 1+2+3</b>	<b>-77,143</b>	<b>37,996</b>

## CASH FLOWS FROM INVESTING ACTIVITIES

Investments in non-current assets	-61,603	-138,507
Investment subsidies as income	59	59
Change in investment subsidies liabilities	-84	1,753
<b>Net cash used for investing activities (B)</b>	<b>-61,629</b>	<b>-136,695</b>

## CASH FLOWS FROM FINANCING ACTIVITIES

Permanently restricted contributions and income	9,678	199
Change in financial debts	10,340	63,449
Change in capital	149	695
<b>Net cash provided by financing activities (C)</b>	<b>20,167</b>	<b>64,344</b>
<b>Effect of exchange rate fluctuations (D)</b>	<b>-43,288</b>	<b>10,746</b>
<b>CHANGE IN CASH AND CASH EQUIVALENTS (A+B+C+D)</b>	<b>-161,892</b>	<b>-23,609</b>
Cash inflow due to new combined entity	351	-
<b>Effect of changes in accounting principles and structure (E)</b>	<b>351</b>	<b>-</b>
<b>OPENING CASH AND CASH EQUIVALENTS (F)</b>	<b>1,001,121</b>	<b>1,024,732</b>
<b>CLOSING CASH AND CASH EQUIVALENTS (A+B+C+D+E+F)</b>	<b>839,580</b>	<b>1,001,121</b>

Mrs Saidou has her seven-month-old baby checked out  
by an MSF doctor in Bambari, Central African Republic.  
© Colin Delfosse

# NOTES TO THE FINANCIAL STATEMENTS

FOR THE YEAR ENDED 31 DECEMBER 2017

# 1 BASIS OF REPORTING

## 1.1 BASIS OF PREPARATION

These Financial Statements are based on a combination. A combination aggregates the Financial Statements of several separate entities which are not inter-related by investments into a single group, whereas a consolidation collates different affiliates of a single parent entity in its Financial Statements. All entities are combined following the combination method under 1.2. These were approved by the International Board of MSF on 25 May 2018.

## 1.2 BASIS OF COMBINATION

### Equity accumulation

Since the first combination of an entity does not result from the purchase of shares, combined equity represents the aggregated equity capital and other equity of the combined entities. Investments between combined entities are eliminated against equity.

### Initial measurement of the combined entities' assets and liabilities

Since the first combination of an entity does not result from the purchase of shares but from a pooling of economic interests, neither goodwill nor fair value adjustments exist. The assets and liabilities of each combined entity are initially measured at net book value, based on the Swiss Generally Accepted Accounting Principles and all transactions between entities have been eliminated.

### Scope of combination

The following entities' results were included based on the specific method described in this disclosure:

MSF Argentina	Avenida Santa Fe 4559 C1425BHH, Ciudad de Buenos Aires, Argentina
MSF Australia	1–9 Glebe Point Road, Glebe NSW 2037, Australia
MSF Austria	Taborstraße 10 A-1020, Vienna, Austria
MSF Belgium	Rue de l'Arbre Bénit 46, 1050 Brussels, Belgium
MSF Brazil	Avenida Rio Branco, 135 - 11 Andar Centro CEP 20040-912 Rio de Janeiro, RJ Brazil
MSF Canada	551 Adelaide Street West, Toronto, Ontario M5V 0N8, Canada
MSF Czech Republic	Lékari bez hranic, o.p.s Seifertova 555/47, 130 00 Praha 3, Žižkov, Czech Republic
MSF Denmark	Strandlodsvej 44, 2, 2300 København S, Denmark
MSF France	8, rue Saint Sabin 75011 Paris France
MSF Germany	Am Köllnischen Park 1, 10179 Berlin, Germany
MSF Greece	15 Xenias St., 115 27 Athens, Greece
MSF Holland	Plantage Middenlaan 14, 1018 DD, Amsterdam, Netherlands
MSF Hong Kong	22/F Pacific Plaza, 410– 418 Des Voeux Road West, Sai Wan, Hong Kong
MSF India	AISF Building, 1st & 2nd Floor, Amar Colony, Lajpat Nagar IV, New Delhi 110024, India
MSF International	Rue de Lausanne 78, Case Postale 1016, CH-1211 Geneva 1, Switzerland
MSF Ireland	9–11 Upper Baggot Street, Dublin 4, Ireland
MSF Italy	Via Magenta 5, 00185 Rome, Italy
MSF Japan	Forecast Waseda FIRST 3F, 1-1 Babashita-cho, Shinjuku-ku, Tokyo 162-0045, Japan
MSF Logistique	3 Rue du Domaine de la Fontaine, 33700 Mérignac, France
MSF Luxembourg	68, rue de Gasperich L-1617, Luxembourg
MSF Mexico	56, Fernando Montes de Oca, Condesa, 06140 Ciudad de México, CDMX, Mexico
MSF Norway	Hausmannsgate 6, 0186 Oslo, Norway
MSF Supply	Chée de Vilvorde, Vilvoordsestweg 140, 1120 Neder-Over-Heembeek, Belgium
MSF South Africa	70 Fox Street, 7th Floor, Marshalltown, Johannesburg, PO Box 61624, Marshalltown 2107
MSF South Korea	9th Floor, Apple-Tree Tower, 443, Teheran-ro, Gangnam-gu, Seoul 06158, Republic of Korea
MSF Spain	Nou de la Rambla, 26 08001 Barcelona, Spain
MSF Sweden	Fredsborgsgatan 24, 4 trappor, Box 47021, 100 74 Stockholm, Sweden
MSF Switzerland	Rue de Lausanne 78, Case Postale 1016, CH-1211 Geneva 1, Switzerland
MSF UK	Lower Ground Floor, Chancery Exchange, 10 Furnival Street, London, EC4A 1AB, UK
MSF USA	40 Rector Street, 16th Floor, New York, NY, 10006-1751
Ärzte Ohne Grenzen Foundation	Am Köllnischen Park 1, 10179 Berlin, Germany
Epicentre	8, rue Saint Sabin, 75011 Paris, France
Etat d'Urgence Production	8, rue Saint Sabin, 75011 Paris, France
Fondation MSF	8, rue Saint Sabin, 75011 Paris, France
Fondation MSF Belgique	Rue de l'Arbre Bénit 46, 1050 Brussels, Belgium
SCI MSF	8, rue Saint Sabin, 75011 Paris, France
SCI Sabin	8, rue Saint Sabin, 75011 Paris, France

MSF Mexico was added to the combined reporting in 2017.

**Subsequent measurement of the combined entities' assets and liabilities**

After the first combination, capital gains or losses, provision allowances and reversals contribute to the combined surplus or deficit.

The combined Financial Statements comprise the:

- Statement of Financial Activities
- Statement of Financial Position
- Statement of Changes in Funds
- Statement of Cash Flows
- Notes to the Financial Statements

**1.3 RELATED PARTIES**

All the entities disclosed above are related parties, as well as the International Board members disclosed under Note 5.3.4.2 – Remuneration of Directors and Managers.

**1.4 BASIS OF PRESENTATION**

The combined Financial Statements were prepared in accordance with and comply with the articles of the association MSF International, and the Swiss generally accepted accounting principles (Swiss GAAP FER/RPC including Swiss GAAP FER/RPC 21 and Swiss GAAP FER/RPC 30).

The Financial Statements are presented in euros, rounded to the nearest thousand. They are prepared in accordance with the historical cost convention.

The Financial Statements were prepared and presented according to the principles of accruals, matching, going concern, consistency and prudence.

Figures are rounded and therefore may vary slightly from the amounts presented in other documents. Rounding differences may exist within summations.

**1.5 FUNCTIONAL AND PRESENTATION CURRENCY**

The individual Statements of Financial Position of the combined entities are translated into euros at the year-end rate.

The individual Statements of Financial Activities of the combined entities are translated at the average rate for the current year.

The translation reserve is recognised in the balance sheet and summarises the gains/losses resulting from varying exchange rates over the years.

The main currency exchange rates compared to the euro are as follows:

	<b>Closing rate</b>	<b>Closing rate</b>	<b>Average rate</b>	<b>Average rate</b>
	<b>2017</b>	<b>2016</b>	<b>2017</b>	<b>2016</b>
ARS	22.70	16.71	20.92	16.70
AUD	1.53	1.46	1.47	1.49
BRL	3.97	3.43	3.61	3.86
CAD	1.50	1.42	1.46	1.47
CHF	1.17	1.07	1.11	1.09
CZK	25.54	27.02	26.33	27.03
DKK	7.44	7.43	7.44	7.45
EUR	1.00	1.00	1.00	1.00
GBP	0.89	0.86	0.88	0.82
HKD	9.37	8.18	8.80	8.59
INR	76.61	71.59	73.53	74.37
JPY	135.01	123.40	126.71	120.20
KRW	1,279.61	1,269.36	1,276.74	1,284.18
MXN	23.66	21.77	21.33	20.67
NOK	9.84	9.09	9.33	9.29
SEK	9.84	9.55	9.64	9.47
USD	1.20	1.05	1.13	1.11
ZAR	14.81	14.46	15.05	16.26

## 1.6 CHANGE IN ACCOUNTING POLICIES AND DISCLOSURES

In 2016, MSF fully adopted the Swiss Generally Accepted Accounting Principles (Swiss GAAP FER/ RPC accounting framework, including Swiss GAAP FER/ RPC 21 specific to not-for-profit organisations). Previously, the combined financial statements of MSF were prepared in accordance with MSF accounting policies, a special purpose accounting framework.

The 2017 Financial Statements do not contain any changes in accounting policies compared with 2016.

During the 2017 combination process, an error was identified in the 2016 combined financial statements which resulted in an overstatement of the reported numbers of Cash and cash equivalents and Unrestricted funds by 9,473 thousand euros at 31 December 2016. After due consideration of the nature and magnitude of the error, which is attributable to a technical issue in the 2016 combination process with no impact on the 2016 reported statements of financial activities, the 2016 numbers included for comparative purposes in the 2017 combined financial statements have not been restated.

## 1.7 FINANCIAL RISK MANAGEMENT

Due to the nature of its activities, MSF might be exposed to financial market risk - including foreign currency risk, interest rate risk, credit risk and liquidity risk.

Risk management is conducted by each MSF entity Board of Directors. Risks are assessed in collaboration with the operating units and any mitigation measure is decided and implemented under the regular supervision of each entity Board of Directors.

### Foreign currency risk

No MSF entities use forward foreign exchange contracts to hedge the exposure to foreign exchange risks arising from significant internal transfers denominated in a different currency to the one in which the expenditure will be incurred.

### Interest rate risk

There is no interest rate risk for MSF since all long-term loans are at fixed rates.

### Credit risk

MSF prioritises the security of its cash and cash equivalents. Investments are generally held in liquid securities, and in banks of high credit rating. The receivables are mostly from governments with high credit ratings, where credit risk is low. Other positions are not material, or are covered by provisions. Investments are allowed only in liquid securities and only with counterparties that have a high credit rating. At year-end, there were no significant concentrations of credit risk.

### Liquidity risk

The income stream of MSF is unpredictable and volatile. The expenditure, while more predictable, is subject to unforeseen fluctuations due to unplanned emergencies. The liquidity risk arises from this mismatch of income and expenditure. It is managed through a policy of holding sufficient levels of reserves to safely cover working capital needs, provide a buffer and support our response to emergencies. The reserve levels are regularly monitored to minimise the liquidity risk.

### Contingent assets

Contingent assets (assets where no sufficient reliable estimate is possible) in MSF consist mainly in legacies and bequests expected at year-end but not yet legally transferred. Their best estimate value is 10,990 thousand euros in 2017 and 28,407 thousand euros in 2016.



## 2 NOTES TO THE STATEMENT OF FINANCIAL ACTIVITIES

### 2.1 INCOME

#### 2.1.1 PRIVATE INCOME

Income from individuals includes:

	<i>In thousands of €</i>	
	2017	2016
Donations	1,070,569	1,023,960
Legacies and bequests	227,007	209,622
Membership fees	168	255
<b>Income from individuals</b>	<b>1,297,744</b>	<b>1,233,837</b>

Income from private institutions comes from the following sources:

	<i>In thousands of €</i>	
	2017	2016
Companies	80,115	78,172
Trusts and foundations	56,782	86,391
Lottery and special events	31,857	35,502
Joint appeals	840	1,067
Other private institutions	3,728	3,377
<b>Income from private institutions</b>	<b>173,322</b>	<b>204,510</b>

#### 2.1.2 PUBLIC INSTITUTIONAL INCOME

The table below presents the breakdown of donations and grants awarded by public institutional bodies classified by geographic origin:

	<i>In thousands of €</i>	
	2017	2016
ECHO and EU institutions	-85	4,991
EU governments	111	22,359
Other European governments	6,297	7,561
American governments	8,534	2,422
Asian governments	-	943
UN institutions	81	100
Other public institutions	14,930	15,623
<b>Public institutional income</b>	<b>29,869</b>	<b>53,997</b>

#### 2.1.3 OTHER INCOME

	<i>In thousands of €</i>	
	2017	2016
Interest/investment income	10,918	4,524
Merchandising	436	625
Equipment and services sold to other organisations	9,497	9,160
Other revenues	9,971	9,646
<b>Other income</b>	<b>30,822</b>	<b>23,955</b>

MSF's income comprises contributions from public generosity and public institutional bodies, as well as revenues from other activities. Private income is donated by individuals and private organisations (companies, trusts and foundations, and other non-profit organisations). Public institutional income represents grants (i.e. contributions based on contracts for specific projects), subsidies and donations received from or pledged directly by public institutional bodies, such as governments or agencies. Income from other activities is mainly from merchandising, equipment and services provided to other organisations, and financial transactions.

#### Restrictions

Income is considered as restricted only when subject to a donor-imposed restriction. Donors include all the external parties that contribute to MSF's resources. A donor-imposed restriction is a stipulation and limitation on the use of contributed assets or monetary donations. The restriction can relate to purpose (country, programme or activity), time or other specific wishes (e.g. vaccines). Funds received for 'emergencies' are treated as restricted if the emergency is explicitly specified by the donor or can be inferred from the circumstances, but are otherwise regarded as unrestricted, as the provision of emergency aid embodies MSF's mission.

Donations with donor-imposed restrictions are reported as restricted for their full amount and the donation is considered to be an allocated fund. Allocated funds that have not been used at the end of the year are presented in a separate section of the balance sheet. Grants are reported as restricted income for the allowable expenses incurred in the current year.

#### Donations

Donations are based on non-reciprocal transfers of cash or other assets, or cancellation of liabilities. They are recognised as income upon receipt.

#### Legacies and bequests

Legacies and bequests are accounted for at their best estimated amount when legally transferred to MSF.

#### Grants

Grants are recognised as income for the allowable expenses incurred in the current year. At year-end, the difference between the cash received and the cumulative expenses incurred is accounted for as grants receivable and deferred income.

## 2.1.4 IN-KIND DONATIONS AND SERVICES

Occasionally, MSF receives donations in kind, primarily in the form of the free use of goods or services (drugs and medical equipment in the field, consultancies and travel miles in headquarters). These contributions in kind are not stated in the operating account, but an estimation of the value of these goods is presented below. The contributions are valued on the basis of the donation certificate or the contract entered into with the donor. The act of volunteering to work in MSF's humanitarian projects is not recorded in the accounts. This contribution represents one of the bases of the MSF Charter and principles. Under Swiss GAAP FER/RPC, in-kind donations of good and services are not recognised as income in the Statement of Financial Activities, and are valued at the fair market value of the donation received.

The total value of the goods and services received in 2017 and 2016 is estimated as:

	<i>In thousands of €</i>	
	<b>2017</b>	<b>2016</b>
Headquarters	2,047	10,679
Field programme expenses	2,056	2,588
<b>In-kind donations and services</b>	<b>4,103</b>	<b>13,266</b>

## 2.2 EXPENDITURE

### 2.2.1 FUNCTIONAL EXPENSES

#### SOCIAL MISSION

*In thousands of €*

Nature of expenses	Programmes	Programme support	Awareness-raising	Other humanitarian activities	Total social mission
Personnel costs	528,027	121,614	23,850	1,271	<b>674,761</b>
Travel and transportation	144,149	10,761	2,257	1,612	<b>158,779</b>
Medical and nutrition	201,079	111	-	4,167	<b>205,357</b>
Logistics and sanitation	74,024	831	-	1,240	<b>76,096</b>
Professional services	10,871	7,583	2,725	35	<b>21,214</b>
Communications	17,181	924	1,450	6	<b>19,562</b>
Publications	-	860	3,653	207	<b>4,719</b>
Promotional expenses	-	963	3,650	-	<b>4,614</b>
Office expenses	76,903	8,214	1,454	158	<b>86,729</b>
Taxes	1,921	167	55	1	<b>2,144</b>
Grants to external partners	21,558	659	-	4,456	<b>26,674</b>
Financial expenses	2,906	289	112	-	<b>3,306</b>
Depreciation and amortisation	889	2,516	272	17	<b>3,694</b>
Others	5,017	3,717	550	20	<b>9,304</b>
<b>TOTAL BEFORE OVERHEADS</b>	<b>1,084,526</b>	<b>159,210</b>	<b>40,026</b>	<b>13,190</b>	<b>1,296,953</b>
Overheads allocation	-	31,057	6,232	517	37,806
<b>TOTAL AFTER OVERHEADS ALLOCATION</b>	<b>1,084,526</b>	<b>190,266</b>	<b>46,259</b>	<b>13,707</b>	<b>1,334,759</b>

#### OTHER EXPENSES

#### SOCIAL MISSION AND OTHER EXPENSES TOTAL

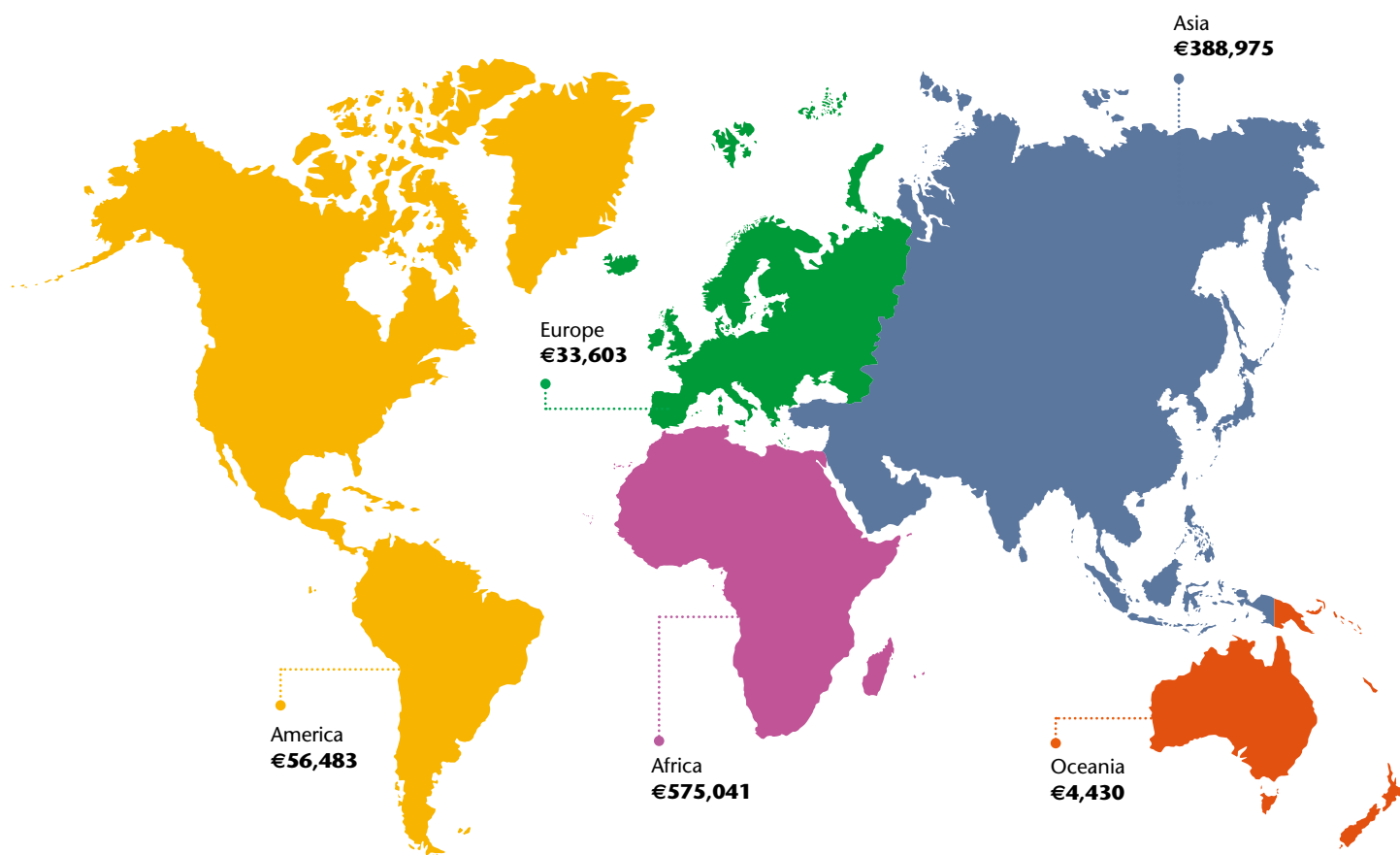
Nature of expenses	Fundraising	Management and general administration	Total other expenses	Overheads	2017	2016
Personnel costs	44,643	42,657	<b>87,300</b>	18,776	<b>780,838</b>	684,966
Travel and transportation	2,556	3,420	<b>5,977</b>	673	<b>165,429</b>	167,025
Medical and nutrition	-	1	<b>1</b>	-	<b>205,358</b>	190,915
Logistics and sanitation	-	-	-	3	<b>76,098</b>	66,204
Professional services	26,001	11,296	<b>37,297</b>	6,601	<b>65,112</b>	57,860
Communications	16,675	380	<b>17,055</b>	1,980	<b>38,597</b>	35,370
Publications	15,141	403	<b>15,545</b>	36	<b>20,300</b>	18,704
Promotional expenses	73,344	356	<b>73,700</b>	194	<b>78,507</b>	68,387
Office expenses	3,677	3,965	<b>7,643</b>	22,038	<b>116,409</b>	108,461
Taxes	6,105	703	<b>6,809</b>	592	<b>9,546</b>	3,305
Grants to external partners	-	17	<b>17</b>	-	<b>26,690</b>	21,396
Financial expenses	3,940	1,597	<b>5,536</b>	538	<b>9,380</b>	7,010
Depreciation and amortisation	771	1,313	<b>2,084</b>	6,727	<b>12,505</b>	10,511
Others	587	1,030	<b>1,617</b>	674	<b>11,595</b>	18,733
<b>TOTAL BEFORE OVERHEADS</b>	<b>193,441</b>	<b>67,137</b>	<b>260,580</b>	<b>58,833</b>	<b>1,616,365</b>	<b>1,458,847</b>
Overheads allocation	9,724	11,302	21,027	-58,833	-	-
<b>TOTAL AFTER OVERHEADS ALLOCATION</b>	<b>203,166</b>	<b>78,439</b>	<b>281,606</b>	-	<b>1,616,365</b>	<b>1,458,847</b>

Expenses are allocated according to the full cost method. The principle of the full cost method is to collate under each expense category not only the direct costs that are specifically associated with it (direct allowable costs), but also an apportionment of the indirect costs (overheads). Therefore, all expenditure categories include salaries, direct costs and allocated overheads (e.g. building costs and depreciation).

**2.2.2 PERSONNEL EXPENSES***In thousands of €*

	Personnel costs: Employees in the Headquarters	Personnel costs: Field - International Staff	Personnel costs: Field - National staff	Personnel costs: Field - Consultants & field support	2017	2016
Programmes	-	189,516	337,731	780	528,027	458,572
Programme support abroad	-	671	2,735	869	4,274	3,089
Headquarters programme support	117,339	-	-	-	117,339	104,712
Access Campaign	4,079	-	-	-	4,079	3,811
Awareness-raising	19,770	-	-	-	19,770	18,663
Other humanitarian activities	1,271	-	-	-	1,271	946
Private fundraising	44,065	-	-	-	44,065	39,697
Public institutional fundraising	578	-	-	-	578	1,136
Management, general and administration	42,657	-	-	-	42,657	38,483
Overheads	18,776	-	-	-	18,776	15,858
<b>TOTAL Personnel expenses</b>	<b>248,536</b>	<b>190,187</b>	<b>340,466</b>	<b>1,649</b>	<b>780,838</b>	<b>684,966</b>

## 2.2.3 PROGRAMME EXPENSES BY NATURE AND CONTINENT



In thousands of €

	Africa	America	Asia	Europe	Oceania	Unallocated	2017	2016
Personnel costs	290,212	31,848	174,295	19,561	2,609	9,503	528,027	458,572
Travel and transportation	92,958	6,251	36,052	2,269	648	5,970	144,149	148,219
Medical and nutrition	90,281	6,538	98,399	4,846	377	639	201,079	186,900
Logistics and sanitation	38,336	4,555	27,251	1,406	163	2,315	74,024	64,440
Professional services	3,332	498	3,960	956	30	2,096	10,871	10,293
Communications	11,644	779	4,153	320	96	189	17,181	16,574
Office expenses	42,650	4,940	24,987	2,707	474	1,144	76,903	75,552
Taxes	1,023	66	604	188	11	29	1,921	1,931
Private and public institutional grants	2,867	18	15,238	774	–	2,662	21,558	15,210
Financial expenses	1,610	297	950	36	8	5	2,906	2,002
Others	15	692	2,967	540	14	788	5,017	8,484
Depreciation	114	–	118	–	–	657	889	1,209
<b>Programmes</b>	<b>575,041</b>	<b>56,483</b>	<b>388,975</b>	<b>33,603</b>	<b>4,430</b>	<b>25,995</b>	<b>1,084,526</b>	<b>989,385</b>

Programme expenses represent expenses incurred in the field or by the headquarters on behalf of the field, as well as grants/donations awarded/given to other organisations.

Unallocated expenses are composed of transversal programmes such as Mediterranean Sea Operations representing 8,900 thousand euros and other transversal activities.

## 2.2.4 HEADQUARTERS PROGRAMME SUPPORT AND PROGRAMME SUPPORT ABROAD

Headquarters programme support and programme support abroad relates to expenses incurred in headquarters and regional offices in order to carry out MSF humanitarian operations (e.g. project design, monitoring and evaluation, recruitment of international staff, activities designed to improve the quality and the effectiveness of MSF operations).

## 2.2.5 AWARENESS-RAISING

Awareness-raising activities comprise expenses incurred by MSF in an educational manner in furtherance of its social mission. They represent the situations where MSF acts as a witness and speaks out about the plight of the populations it serves through mobilisation of the international community and by issuing information publicly in order to stir up indignation, put pressure on responsible actors and stimulate action.

MSF's Access Campaign is made up of a team of medical, legal, policy and communications specialists. It pushes to lower the prices of existing drugs, vaccines and diagnostic tests; to stimulate research and development into new treatments for diseases that primarily affect the poor; and to overcome other barriers that prevent patients getting the treatment they need.

*In thousands of €*

	2017	2016
Access Campaign	5,910	6,007
Awareness-raising	40,349	39,127
<b>Awareness-raising</b>	<b>46,259</b>	<b>45,134</b>

## 2.2.6 OTHER HUMANITARIAN ACTIVITIES

The other humanitarian activities consist primarily of the cost of the goods sold and services provided to other organisations, as well as MSF's contribution to the Drugs for Neglected Disease initiative (See Note 5.1).

## 2.2.7 FUNDRAISING

Fundraising expenses represent the costs incurred for raising funds from all possible sources of income, be they private or public institutional.

## 2.2.8 MANAGEMENT AND GENERAL ADMINISTRATION

Management and general administration consists primarily of expenses associated with executive management, headquarters finance and human resources management, internal communication and the associative life of the organisation.

## 2.2.9 INCOME TAX

MSF is exempt from income taxes in most countries in which its entities are based.

## 2.2.10 NET EXCHANGE GAINS / LOSSES UNREALISED AND REALISED

Net realised exchange gains/losses represent the gains/losses generated from foreign currency transactions entered into during the year by the various offices. Net unrealised gains/losses represents the gains/losses resulting from the revaluation of Balance Sheet items of reporting entities that are not expressed in their functional currency.

## 2.2.11 OVERHEADS

Expenses required to operate general organisational functions, and which can not be directly attributed to any other cost category.



# 3 NOTES TO THE STATEMENT OF FINANCIAL POSITION

## 3.1 CASH AND EQUIVALENTS

	<i>In thousands of €</i>	
	2017	2016
Short-term deposits	364,369	499,926
Cash at headquarters	398,689	448,177
Cash in the field	76,523	53,018
<b>Cash and cash equivalents</b>	<b>839,580</b>	<b>1,001,121</b>

MSF considers short-term deposits, cash at headquarters and cash in the field as cash and cash equivalents. Amounts are valued at fair value with any resulting gains or losses recognised in the Statement of Financial Activities.

## 3.2 INVENTORIES

			<i>In thousands of €</i>	
	Gross value	Provision	2017	2016
Medical and non-medical relief goods	59,363	-2,622	56,741	48,483
Other inventories	5,147	-	5,147	4,737
<b>Inventories</b>	<b>64,511</b>	<b>-2,622</b>	<b>61,888</b>	<b>53,220</b>

Inventories held at headquarters and by satellites are recorded at the weighted average of the purchase price. All goods and materials present in the field are recognised as expenses when transferred from the headquarters and satellites to the field, or when bought locally. Appropriate inventory provisions are recorded based on stock usage, expiry date and any damage.

## 3.3 GRANTS RECEIVABLE

			<i>In thousands of €</i>	
	Gross value	Provision	2017	2016
<b>Grants receivable from private donors</b>	<b>3,099</b>	-	<b>3,099</b>	<b>3,413</b>
<b>Grants receivable from public institutions</b>	<b>25,376</b>	-	<b>25,376</b>	<b>22,270</b>
ECHO and EU institutions	-	-	-	1,000
EU governments	-	-	-	74
Other European governments	5,982	-	5,982	-
American governments	1,330	-	1,330	-
UN institutions	-	-	-	50
Other public institutions	18,064	-	18,064	21,145
<b>Grants receivable</b>	<b>28,475</b>	-	<b>28,475</b>	<b>25,683</b>

Grants receivable correspond to funds owed to MSF by third parties according to a formal agreement. They result from the differences between the total amount of the grant and the funds received for each of these agreements.

## 3.4 CONTRIBUTIONS RECEIVABLE

At 31 December 2017, the outstanding commitment represents 48,554 thousand euros (2016: 63,303 thousand euros) and is expected to be received within the following year.

Contributions receivable include donations sent by donors before year-end for which the corresponding cash has been collected by MSF in the month following year-end. They are accounted for at their cost net of impairment.

There is no provision for contributions receivable stated at 31 December 2017.

### 3.5 OTHER RECEIVABLES

Other receivables mainly relate to services provided and goods sold to other organisations as well as to property received from legacies and bequests not sold yet. At 31 December 2017, the outstanding commitment amounts to 73,173 thousand euros (2016: 56,532 thousand euros).

Legacies and bequests are accounted at their best-estimated value.

There is no provision for other receivables stated at 31 December 2017.

### 3.6 OTHER ASSETS

Other assets of 18,215 thousand euros (2016: 23,897 thousand euros) include mainly prepaid expenses.

### 3.7 FINANCIAL ASSETS

	Gross value	Provision	2017	2016
Loans	399	-	399	490
Long-term investments	31,602	-	31,602	28,751
Other financial assets	5,303	-87	5,216	4,227
<b>Financial assets</b>	<b>37,304</b>	<b>-87</b>	<b>37,217</b>	<b>33,468</b>

In thousands of €

Financial assets are stated at acquisition cost less impairment. Changes in the value of long-term investments are recorded in the Statement of Financial Position.

### 3.8 INTANGIBLE ASSETS, PROPERTY, PLANT AND EQUIPMENT

Intangible assets are mainly composed of software and licenses.

Property, plant and equipment are mainly composed of the head offices of some entities.

	2016	Additions	Disposals	Foreign exchange gain / loss	Reclassifications	2017
Intangible assets - gross value	34,638	7,686	-1,627	-721	-1	39,974
Depreciation	-22,379	-4,583	898	364	-	-25,701
<b>Intangible assets</b>	<b>12,259</b>	<b>3,103</b>	<b>-729</b>	<b>-358</b>	<b>-1</b>	<b>14,273</b>
Land	58,271	4,542	-	-1,103	21,664	83,373
Buildings	99,386	22,630	-137	-4,668	-22,465	94,746
Tangible fixed assets under construction	-	9,139	-	-535	24,236	32,840
Fixtures	14,771	1,396	-224	-366	-	15,577
Furniture	8,191	591	-14	-320	15	8,463
Computers	15,689	2,236	-858	-469	7	16,605
Machinery and equipment	10,570	842	-539	-499	-	10,374
Other tangible assets	24,662	5,015	-2,468	-29	-24,236	2,944
<b>Property, plant and equipment – gross value</b>	<b>231,540</b>	<b>46,392</b>	<b>-4,241</b>	<b>-7,990</b>	<b>-779</b>	<b>264,922</b>
Depreciation	-48,398	-15,793	3,453	1,385	763	-58,589
<b>Property, plant and equipment</b>	<b>183,142</b>	<b>30,599</b>	<b>-788</b>	<b>-6,605</b>	<b>-16</b>	<b>206,333</b>
<b>Total Intangible assets and PPE</b>	<b>195,402</b>	<b>33,702</b>	<b>-1,517</b>	<b>-6,963</b>	<b>-17</b>	<b>220,606</b>

In thousands of €

In thousands of €

	2015	Additions	Disposals	Foreign exchange gain / loss	Other movements	2016
Intangible assets - gross value	29,739	6,040	-1,314	119	54	34,638
Depreciation	-18,887	-3,689	259	-62	-	-22,379
<b>Intangible assets</b>	<b>10,852</b>	<b>2,352</b>	<b>-1,056</b>	<b>57</b>	<b>54</b>	<b>12,259</b>
Land	14,975	43,282	-	14	-	58,271
Buildings	42,596	54,850	-28	1,968	-	99,386
Fixtures	13,824	1,474	-565	25	13	14,771
Furniture	7,738	554	-149	49	-	8,191
Computers	15,153	2,069	-1,642	109	-	15,689
Machinery and equipment	8,795	1,706	-23	93	-	10,570
Other tangible assets	1,883	22,870	-83	5	-13	24,662
<b>Property, plant and equipment – gross value</b>	<b>104,963</b>	<b>126,804</b>	<b>-2,490</b>	<b>2,262</b>	<b>-</b>	<b>231,540</b>
Depreciation	-43,751	-6,770	2,425	-303	-	-48,398
<b>Property, plant and equipment</b>	<b>61,212</b>	<b>120,035</b>	<b>-64</b>	<b>1,960</b>	<b>-</b>	<b>183,142</b>
<b>Total Intangible assets and PPE</b>	<b>72,064</b>	<b>122,386</b>	<b>-1,120</b>	<b>2,017</b>	<b>54</b>	<b>195,402</b>

The intangible assets, property, plant and equipment held by MSF are considered to be fixed assets when they are held to be used for the activity, or for administrative purposes, and when they are expected to be used over more than one year.

Intangible assets are recorded at cost (or historical value), net of accumulated amortisation and impairment losses. They are amortised on a straight-line basis over their estimated useful lives.

Property, plant and equipment are recorded at their acquisition cost, including incidental expenses. They are depreciated using the straight-line method over their estimated useful lives, using the component approach. Land is not depreciated.

All assets are depreciated following the linear method. The depreciation length varies according to the type of asset:

- 2 to 10 years depending on the country for the intangible assets,
- 20 to 50 years for the buildings,
- 5 to 15 years for the fixtures,
- 3 to 25 years for the furniture,
- 2 to 15 years for the computers
- 3 to 5 years for machinery & equipment, and
- 3 to 10 years for other tangible assets.

The acquisition cost of fixed assets used in the field for programme purposes, such as vehicles and medical and communication equipment, is expensed upon shipment to the field, or upon purchase if purchased locally. This can be justified due to the instability of the contexts in which MSF operates and the difficulty in determining, in a reliable way, their useful life and residual value. When an MSF section leaves a country, the remaining equipment is generally donated to the Ministry of Health of the country or another non-governmental organisation still present in the country, and thus does not generate any future economic benefit for MSF.

Assets acquired under long-term finance leases are capitalised and recorded in the Statement of Financial Position. They are depreciated over the estimated useful lives of the assets. The associated obligations are included in financial debts.

MSF acquired 22,630 thousand euros of new buildings for offices and supply purposes in 2017. Such acquisitions aim at optimising the running costs of the organisation (lowering rental costs), at diversifying the reserves, and therefore at mitigating the monetary, foreign exchange and bank default risks.

The reclassifications include the transfer of tangible fixed assets under construction from other tangible assets where they were previously reported, and a transfer from buildings to land.

Among the tangible assets at 31 December 2017, the net value of the capitalised leased assets stands at 125 thousand euros, and of capitalised lease obligations at 5,367 thousand euros (2016: 3,425 thousand and 5,833 thousand euros, respectively). The total reimbursements for the current year amount to 500 thousand euros, and the rent expenses to 639 thousand euros (2016: 500 thousand and 639 thousand euros, respectively).

For the details on Capitalised lease obligations, refer to Note 3.12 – Financial debts.

### 3.9 DEFERRED INCOME

	<i>In thousands of €</i>	
	2017	2016
Deferred income on public institutional grants - Current	6,927	5,048
Deferred income on private grants - Current	1,821	5,148
Other deferred income - Current	18	188
Gross value of investment subsidies - Current	3,136	3,221
<b>Deferred income - Current</b>	<b>11,902</b>	<b>13,605</b>
Deferred income on public institutional grants - Non-current	-	81
<b>Deferred income - Non Current</b>	<b>-</b>	<b>81</b>
<b>Deferred income - TOTAL</b>	<b>11,902</b>	<b>13,685</b>

Deferred income is the unspent restricted income received from public institutional and private grants that will be used in the future years. These outstanding granted amounts at the accounting closure are recognised in the balance sheet. They are disclosed under short-term liabilities for those that will be spent in less than 1 year, and long-term liabilities for those exceeding 12 months after the accounting year end.

### 3.10 ACCOUNTS PAYABLE AND ACCRUED EXPENSES

The details of the accounts payable and accrued expenses, including short-term and long-term split are disclosed below:

	Total		Current		Non current	
	2017	2016	2017	2016	2017	2016
Accounts payable and accruals	73,983	64,226	73,921	64,221	62	11
Employee benefits	42,802	45,217	42,677	45,105	125	112
Employer social security taxes	9,673	9,096	9,673	9,096	-	-
Public institutional grants payable	391	153	391	153	-	-
Private grants payable	8	468	8	468	-	-
Other liabilities	19,239	15,483	19,057	15,288	182	195
<b>Accounts payable and accrued expenses</b>	<b>146,096</b>	<b>134,610</b>	<b>145,726</b>	<b>134,331</b>	<b>369</b>	<b>317</b>

Accounts payable and accrued expenses are composed of amounts owed to suppliers, employees and tax authorities, and of grants payable to external organisations.

Trade accounts payable to suppliers are recorded on an invoice basis when the invoices are received by the time of preparation of the financial statements. Accrued expenses are valued at the best estimate if no invoice is received later. Staff costs and litigation in the field are recorded on the cash basis when there is insufficient information available to evaluate the amount of any financial impact at year-end. Accruals for paid vacation of local field staff have been recorded only by some operational offices as at 31 December 2017, as complete information was not available at year-end. Grants payable and other debts are accounted for at their fair value.

### 3.11 PENSION PLANS

2017 Pension Plans	Contributions concerning the period	Pension benefit expenses (within personnel expenses)		Capital ratio	
		2017	2016	2017	2016
Pension institutions with surplus	4,628	4,556	4,108	112%	108%
<b>TOTAL</b>	<b>4,628</b>	<b>4,556</b>	<b>4,108</b>	<b>112%</b>	<b>108%</b>

The nature of pension plans for headquarters and international employees depends on the normal custom for the contracting country of the employee. Pension obligations are usually covered by a defined contribution plan with an independent organisation. Contributions to a defined contribution plan are recognised as an expense in the Statement of Financial Activities in the year in which they are incurred. MSF International and MSF Switzerland employees benefit from a scheme covering retirement, invalidity pension, and death according to the provisions of the Federal Law for occupational retirement (LOB). The occupational benefits are provided by a collective foundation, Profond, according to a defined contribution benefit plan: investment yield has no impact on premiums; the employer does not guarantee the benefit amount. The Plan is funded by the contributions of MSF International and the employees. The plan covers the usual occupational benefits: retirement and invalidity pension, and death benefits. Risks are insured by the collective Foundation.

### 3.12 FINANCIAL DEBTS

In thousands of €

	2017	2016
Current borrowings and loans	1,944	39
Current capitalised lease obligation	-	5,834
<b>Financial debts - Current</b>	<b>1,944</b>	<b>5,873</b>
Non-current borrowings and loans	73,913	65,874
Non-current capitalised lease obligation	5,367	-
<b>Financial debts - Non-current</b>	<b>79,279</b>	<b>65,874</b>

Financial debts are recorded at fair value.

External borrowings and loans have been used to finance the building purchases disclosed in Note 3.8.

### 3.13 PROVISIONS

The following table shows the changes in provisions over the year:

In thousands of €

	2016	Additional provisions	Amounts used	Unused amounts reversed	Foreign exchange gain / loss	Reclassifications	2017
Provisions for taxes	3,928	10,986	-53	-	-542	-1,007	13,312
Provisions for staff retirement plans	1,332	56	-70	-	-1	244	1,561
Provisions for project closure planned at year-end	2,129	3,236	-2,771	-	-25	635	3,203
Provisions related to lawsuits	2,546	3,368	-2,368	-1,345	-13	1,731	3,919
Other provisions	8,954	1,919	-3,755	-572	-69	-1,950	4,527
<b>Total provisions</b>	<b>18,889</b>	<b>19,565</b>	<b>-9,018</b>	<b>-1,917</b>	<b>-650</b>	<b>-347</b>	<b>26,520</b>

	2015	Additional provisions	Amounts used	Unused amounts reversed	Foreign exchange gain / loss	Other movements	2016
Provisions for taxes	2,440	2,386	-33	-865	-	-	3,928
Provisions for staff retirement plans	1,073	324	-65	-	-	-	1,332
Provisions for project closure planned at year-end	1,764	2,002	-1,587	-50	-	-	2,129
Provisions related to lawsuits	2,058	2,148	-591	-1,069	-	-	2,546
Other provisions	5,560	4,255	-418	-495	52	-	8,954
<b>Total provisions</b>	<b>12,896</b>	<b>11,114</b>	<b>-2,694</b>	<b>-2,479</b>	<b>52</b>	<b>-</b>	<b>18,889</b>

Provisions are valued at best estimate when MSF has a legal or constructive obligation as the result of a past event, and if it is probable that an outflow of assets will be required to settle the provision.

The long term provisions represent 1.1 million euros for 2017 (0.9 million in 2016).

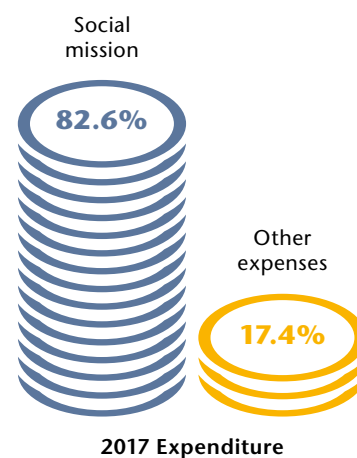
Other provisions include mainly a provision of 2.3 million euros booked by MSF Belgium for unused Ebola outbreak material, and 1.3 million euros booked by MSF Switzerland for their employees exit policy.

# 4 RATIOS AND SECTORIAL INFORMATION

## 4.1 RATIOS

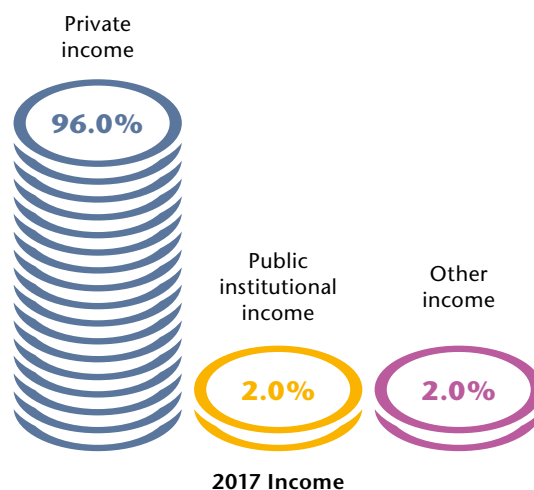
### 4.1.1 OPERATIONAL RATIOS

	2017	2016
Programme	67.1%	67.8%
Programme support (headquarters and abroad)	11.8%	11.7%
Awareness-raising	2.9%	3.1%
Other humanitarian activities	0.8%	0.8%
<b>Social mission</b>	<b>82.6%</b>	<b>83.4%</b>
Fundraising	12.6%	11.9%
Management and general administration	4.9%	4.6%
<b>Other expenses</b>	<b>17.4%</b>	<b>16.6%</b>
<b>Expenditure</b>	<b>100.0%</b>	<b>100.0%</b>



### 4.1.2 FUNDING SOURCES

Private income	96.0%	94.9%
Public institutional income	2.0%	3.6%
Other income	2.0%	1.5%
<b>Income</b>	<b>100.0%</b>	<b>100.0%</b>



Funds coming from non-public-institutional sources represented 98% of MSF total income in 2017 (2016: 96.4%).

## 4.2 INCOME

### 4.2.1 PRIVATE AND OTHER INCOME BY OFFICE

In thousands of €

	Argentina	Australia	Austria	Belgium	Brazil	Canada	Czech Republic	Denmark	France	Germany
Donations	9,764	39,796	19,450	27,395	50,990	33,520	4,043	11,574	68,067	116,397
Legacies and bequests	–	7,258	1,790	12,025	92	6,048	–	12,569	30,488	15,676
Membership fees	–	5	2	10	–	14	–	–	24	15
<b>Income from individuals</b>	<b>9,764</b>	<b>47,059</b>	<b>21,242</b>	<b>39,430</b>	<b>51,081</b>	<b>39,583</b>	<b>4,043</b>	<b>24,142</b>	<b>98,579</b>	<b>132,087</b>
Companies	36	11,556	2,075	2,464	87	1,042	13	558	1,598	9,782
Trusts and foundations	–	1,146	–	131	–	2,145	–	1,184	304	2,712
Joint appeals	–	–	–	–	–	–	–	840	–	–
Lottery and special events	1	–	–	–	–	–	–	617	–	3,100
Other private institutions	–	–	–	–	–	–	–	–	305	2,245
<b>Donations from private institutions</b>	<b>37</b>	<b>12,702</b>	<b>2,075</b>	<b>2,595</b>	<b>87</b>	<b>3,187</b>	<b>13</b>	<b>3,200</b>	<b>2,207</b>	<b>17,838</b>
<b>PRIVATE INCOME</b>	<b>9,801</b>	<b>59,761</b>	<b>23,317</b>	<b>42,025</b>	<b>51,168</b>	<b>42,770</b>	<b>4,056</b>	<b>27,342</b>	<b>100,786</b>	<b>149,925</b>
Interest/investment income	3	566	28	16	1,159	115	–	2	734	2
Merchandising	–	–	–	–	–	–	24	6	363	–
Equipment and services sold to other organisations	–	–	–	5,806	–	–	–	–	3,565	–
Other revenues	7	50	37	663	1	16	28	237	6,038	802
<b>OTHER INCOME</b>	<b>10</b>	<b>616</b>	<b>65</b>	<b>6,485</b>	<b>1,160</b>	<b>132</b>	<b>52</b>	<b>244</b>	<b>10,701</b>	<b>805</b>

In thousands of €

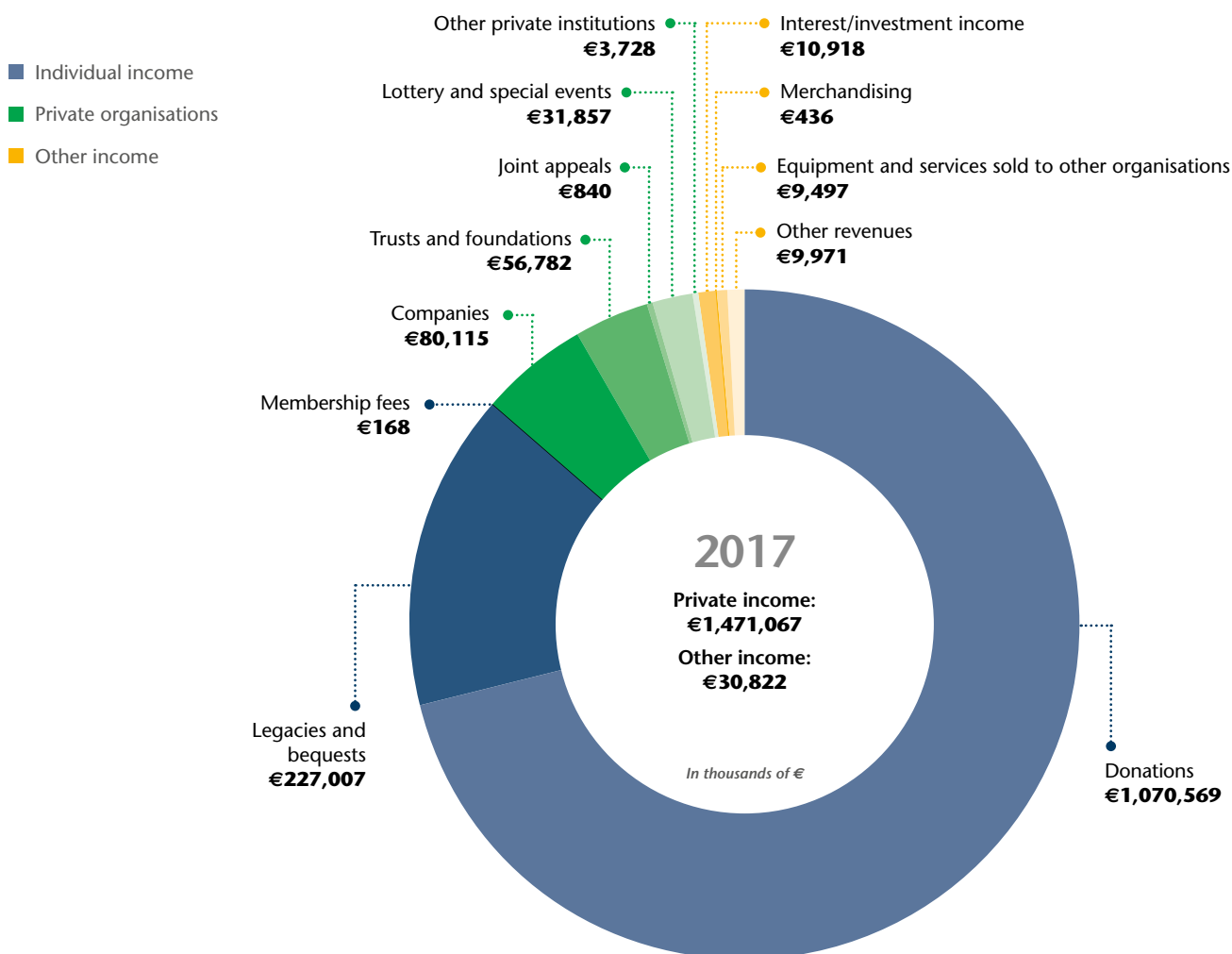
	Greece	Hong Kong	India	Ireland	Italy	Japan	Republic of Korea	Luxembourg	Netherlands
Donations	1,950	51,759	1,096	3,353	47,009	53,193	8,024	4,706	40,683
Legacies and bequests	98	342	–	105	8,329	3,355	–	3,739	13,495
Membership fees	1	1	–	–	6	5	–	1	5
<b>Income from individuals</b>	<b>2,049</b>	<b>52,102</b>	<b>1,096</b>	<b>3,458</b>	<b>55,344</b>	<b>56,553</b>	<b>8,024</b>	<b>8,445</b>	<b>54,183</b>
Companies	389	2,477	–	525	2,276	5,098	293	342	1,823
Trusts and foundations	519	919	–	135	106	528	–	313	1,880
Joint appeals	–	–	–	–	–	–	–	–	–
Lottery and special events	105	544	–	564	103	–	–	–	15,339
Other private institutions	–	34	–	–	46	152	–	71	513
<b>Donations from private institutions</b>	<b>1,013</b>	<b>3,974</b>	<b>–</b>	<b>1,224</b>	<b>2,531</b>	<b>5,778</b>	<b>293</b>	<b>726</b>	<b>19,555</b>
<b>PRIVATE INCOME</b>	<b>3,062</b>	<b>56,076</b>	<b>1,096</b>	<b>4,682</b>	<b>57,874</b>	<b>62,330</b>	<b>8,317</b>	<b>9,171</b>	<b>73,738</b>
Interest/investment income	–	–	3	–	22	–	8	1	193
Merchandising	–	1	–	–	25	–	–	–	–
Equipment and services sold to other organisations	–	–	–	–	–	–	–	–	–
Other revenues	21	–	–	–	–	10	–	13	80
<b>OTHER INCOME</b>	<b>21</b>	<b>1</b>	<b>3</b>	<b>–</b>	<b>47</b>	<b>10</b>	<b>8</b>	<b>14</b>	<b>273</b>



### 4.2.1 PRIVATE AND OTHER INCOME BY OFFICE (CONTINUED)

In thousands of €

	Norway	South Africa	Spain	Sweden	Switzerland	United Kingdom	United States	2017	2016
Donations	35,669	1,535	87,376	36,400	55,483	24,965	236,073	<b>1,070,569</b>	1,023,960
Legacies and bequests	3,744	21	7,214	19,128	14,342	8,635	58,515	<b>227,007</b>	209,622
Membership fees	6	3	26	13	18	-	14	<b>168</b>	255
<b>Income from individuals</b>	<b>39,420</b>	<b>1,559</b>	<b>94,615</b>	<b>55,541</b>	<b>69,844</b>	<b>33,599</b>	<b>294,602</b>	<b>1,297,744</b>	<b>1,233,837</b>
Companies	1,311	58	4,813	3,075	2,026	3,241	23,157	<b>80,115</b>	78,172
Trusts and foundations	476	59	953	5,404	18,874	7,407	11,588	<b>56,782</b>	86,391
Joint appeals	-	-	-	-	-	-	-	<b>840</b>	1,067
Lottery and special events	222	-	-	-	-	11,261	-	<b>31,857</b>	35,502
Other private institutions	356	-	-	-	-	-	-	<b>3,728</b>	3,377
<b>Donations from private institutions</b>	<b>2,364</b>	<b>117</b>	<b>5,766</b>	<b>8,478</b>	<b>20,900</b>	<b>21,909</b>	<b>34,745</b>	<b>173,322</b>	<b>204,510</b>
<b>PRIVATE INCOME</b>	<b>41,784</b>	<b>1,676</b>	<b>100,381</b>	<b>64,020</b>	<b>90,744</b>	<b>55,509</b>	<b>329,348</b>	<b>1,471,067</b>	<b>1,438,346</b>
Interest/investment income	58	24	2,330	-	396	11	5,245	<b>10,918</b>	4,524
Merchandising	-	-	14	2	-	-	-	<b>436</b>	625
Equipment and services sold to other organisations	-	-	-	-	126	-	-	<b>9,497</b>	9,160
Other revenues	488	3	521	6	277	33	623	<b>9,971</b>	9,646
<b>OTHER INCOME</b>	<b>545</b>	<b>27</b>	<b>2,865</b>	<b>8</b>	<b>799</b>	<b>45</b>	<b>5,868</b>	<b>30,822</b>	<b>23,955</b>



## 4.2.2 PUBLIC INSTITUTIONAL INCOME

*In thousands of €*

	2017	2016
Humanitarian Aid Office of the European Commission (ECHO)	-85	4,991
<b>ECHO and EU governments</b>	<b>-85</b>	<b>4,991</b>
Belgium	3	5,037
Denmark	116	3,398
Germany	-	4,050
Ireland	-	429
Luxembourg	5	845
Netherlands	-	700
Spain	-14	1,868
Sweden	-	6,030
<b>EU governments</b>	<b>111</b>	<b>22,359</b>
Norway	-	1,076
Switzerland	6,297	6,484
<b>Other European governments</b>	<b>6,297</b>	<b>7,561</b>
Canada	8,534	2,422
<b>North American governments</b>	<b>8,534</b>	<b>2,422</b>
Japan	-	943
<b>Asian governments</b>	<b>-</b>	<b>943</b>
World Health Organization (WHO)	81	100
<b>UN institutions</b>	<b>81</b>	<b>100</b>
Municipalities and regional councils - Belgium	-	2
Municipalities and regional councils - Spain	-	16
Municipalities and regional councils - Switzerland	767	390
The Global Fund to Fight AIDS, Tuberculosis and Malaria (GFATM)	5,756	4,340
International Drug Purchase Facility (UNITAID)	8,240	10,874
Other public institutions	167	-
<b>Other public institutions</b>	<b>14,930</b>	<b>15,623</b>
<b>Public institutional income</b>	<b>29,869</b>	<b>53,997</b>

## 5 OTHER INFORMATION

### 5.1 OFF-BALANCE SHEET COMMITMENTS

	<i>In thousands of €</i>	
	<b>2017</b>	<b>2016</b>
Guarantees given	2,588	450
Rental contracts for office buildings	10,070	11,698
Other off-balance sheet commitments given	2,494	1,826
DNDi	4,000	8,000
<b>Other off-balance sheet commitments</b>	<b>19,151</b>	<b>21,974</b>

MSF participated in the establishment of the Drugs for Neglected Diseases initiative (DNDi) with six other organisations: five public sector institutions – the Oswaldo Cruz Foundation from Brazil, the Indian Council for Medical Research, the Kenya Medical Research Institute, the Ministry of Health of Malaysia and France's Pasteur Institute – and one international research organisation, the Special Programme for Research and Training in Tropical Diseases (TDR), which is a permanent observer to the initiative.

DNDi became a legal entity in July 2003 and MSF was one of the founding partners. MSF's objective in its involvement in the creation of DNDi was to help create a research and development initiative for neglected diseases, which in time would be self-financing and in a position to work independently of MSF. Accordingly, MSF initially committed itself to be involved for five years. A subsequent period of support was agreed until 2014. In 2013, the IGA decided to continue the support and commitment towards DNDi at the level of 4 million euros per year until 2018.

### 5.2 SUBSEQUENT EVENTS

There are no subsequent events to report.

### 5.3 STAFF FIGURES

#### 5.3.1 INTERNATIONAL DEPARTURES TO THE FIELD

	<b>2017</b>	<b>2016</b>
Medical pool	1,603	1,607
Nurse and other paramedical pool	2,640	2,473
Non-medical pool	3,715	3,618
<b>International departures (full year)</b>	<b>7,958</b>	<b>7,698</b>
<b>First-time departures (full year)</b>	<b>1,921</b>	<b>1,936</b>

### 5.3.2 POSITIONS IN THE FIELD

	<i>In full-time equivalents</i>	
	<b>2017</b>	<b>2016</b>
Programme - International staff	3,664	3,202
Programme - Locally hired staff	37,844	32,046
<b>Programmes</b>	<b>41,508</b>	<b>35,248</b>
Programme support abroad - International staff	57	28
Programme support abroad - Locally hired staff	142	41
<b>Programme support</b>	<b>199</b>	<b>69</b>
<b>Field positions</b>	<b>41,707</b>	<b>35,317</b>

### 5.3.3 POSITIONS AT HEADQUARTERS

	<i>In full-time equivalents</i>	
	<b>2017</b>	<b>2016</b>
Social mission	1,962	1,754
Fundraising	966	844
Management and general administration	628	559
Overhead	169	144
<b>Employees</b>	<b>3,724</b>	<b>3,301</b>
Social mission	26	32
Fundraising	40	44
Management and general administration	27	42
<b>Volunteers</b>	<b>93</b>	<b>118</b>

Note: For volunteers at headquarters, the average number of people is taken into account when full-time equivalents are not available.

### 5.3.4 HEADQUARTERS REMUNERATION POLICIES

The gross salaries presented below are based on the policies of the different MSF entities. They are presented in local currency and depend on the cost of living in the countries where the entities are established.

#### 5.3.4.1 HIGHEST AND LOWEST SALARY BY ENTITY

Office	Highest Salary	Position	Lowest Salary	Position	Currency
MSF Argentina	1,279,071	General Director	288,807	Face 2 Face Canvasser	Argentine Peso
MSF Australia	185,701	General Director	49,413	Donor Relation Representative	Australian Dollar
MSF Austria	69,365	General Director	26,897	Fundraising Officer	Euro
MSF Belgium	106,354	General Director	21,770	Face 2 Face Assistant	Euro
MSF Brazil	240,281	General Director	24,838	Face 2 Face Canvasser	Brazilian Real
MSF Canada	132,148	General Director	38,722	Donor Relation Representative	Canadian Dollar
MSF Czech Republic	720,005	General Director	327,275	Administrative Support	Czech Koruny
MSF Denmark	849,648	General Director	275,256	Assistant	Danish Krone
MSF EUP	62,014	General Director	37,764	Production Manager	Euro
MSF Epicentre	85,240	General Director	33,037	IT support assistant	Euro
Fondation MSF	78,543	Research Director	43,394	Digital Broadcast Manager	Euro
MSF France	87,996	President	27,476	Agent	Euro
MSF Germany	85,254	General Director	31,876	Assistant	Euro
MSF Greece	47,025	General Director	10,500	Cleaner	Euro
MSF Holland	79,250	General Director	23,691	Receptionist	Euro
MSF Hong Kong	762,000	General Director	154,560	Cleaner	Hong Kong Dollar
MSF India	2,546,148	General Director	184,164	House Keeper	Indian Rupee
MSF International	168,060	Secretary General	69,672	Assistant	Swiss Franc
MSF Italy	68,642	General Director	22,440	Receptionist	Euro
MSF Japan	15,268,800	General Director	4,258,800	Officer	Yen
MSF Logistique	72,259	General Director	21,398	Receptionist	Euro
MSF Luxembourg	61,872	General Director	23,983	Cleaner	Euro
MSF Supply	70,022	General Director	29,780	Warehouse Agent	Euro
MSF Mexico	1,350,011	General Director	103,740	Cleaner	Mexican Peso
MSF Norway	834,579	General Director	265,849	Face 2 Face Canvasser	Norwegian Krone
MSF South Africa	993,988	General Director	146,263	Office Assistant	Rand
MSF South Korea	108,621,996	General Director	30,502,248	Officer	Won
MSF Spain	70,564	General Director	22,516	Face 2 Face Raiser	Euro
MSF Sweden	618,672	General Director	216,456	Telemarketing Fundraiser	Swedish Krona
MSF Switzerland	168,060	General Director	56,604	Migration Exhibition Assistant	Swiss Franc
MSF UK	79,716	General Director	24,462	Receptionist	Pound Sterling
MSF USA	210,600	General Director	47,500	Administrative Assistant	US Dollar

Additional remuneration of 6,000 euros was paid to equalise the after tax remuneration of the International President who remains tax resident in Canada (Canadian income tax rates are significantly higher than Swiss income tax rates). The additional remuneration relates only to the difference between Canadian income tax and Swiss income tax and provides the International President the same after tax salary as if the position has been tax resident in Switzerland.

The President, Vice President and other directly elected members of the International Board are elected for a three year term of office. Members of the International Board are eligible to serve a maximum of two consecutive terms.

These salaries do not include seniority.

#### 5.3.4.2 REMUNERATION OF DIRECTORS AND MANAGERS

*In thousands of €*

	2017	2016
President	155	134
Other International Board members	267	271
Executive Management - Secretary General & Executive Director	327	307



An MSF health promoter and a former patient in the recovery tent of a cholera treatment centre in Yemen, where more than one million suspected cases of cholera were recorded in 2017.  
© MSF



# FINANCES BY COUNTRY

# AFGHANISTAN

## EXPENSES

*In thousands of €*

Personnel costs	15,611
Travel and transportation	4,842
Medical and nutrition	6,590
Logistics and sanitation	9,894
Professional services	130
Communications	415
Office expenses	1,676
Taxes	15
Grants to external partners	76
Financial expenses	54
Others	533
Depreciation	-
<b>Programmes</b>	<b>39,835</b>
<b>Indirect supply costs</b>	<b>697</b>
<b>Field-related expenses</b>	<b>40,532</b>

## FUNDING

*In thousands of €*

<b>Private and other income</b>	<b>40,532</b>
ECHO and EU institutions	-
EU governments	-
Other European governments	-
North American governments	-
UN institutions	-
Other public institutions	-
<b>Public institutional income</b>	<b>-</b>
<b>Funding of field-related costs</b>	<b>40,532</b>

## STAFF INFORMATION

*In full-time equivalents*

Locally hired staff	2,181
International staff	101
<b>Field positions</b>	<b>2,282</b>

# ANGOLA

## EXPENSES

*In thousands of €*

Personnel costs	1,624
Travel and transportation	737
Medical and nutrition	514
Logistics and sanitation	363
Professional services	9
Communications	78
Office expenses	320
Taxes	3
Grants to external partners	-
Financial expenses	2
Others	10
Depreciation	-
<b>Programmes</b>	<b>3,659</b>
<b>Indirect supply costs</b>	<b>88</b>
<b>Field-related expenses</b>	<b>3,747</b>

## FUNDING

*In thousands of €*

<b>Private and other income</b>	<b>3,747</b>
ECHO and EU institutions	-
EU governments	-
Other European governments	-
North American governments	-
UN institutions	-
Other public institutions	-
<b>Public institutional income</b>	<b>-</b>
<b>Funding of field-related costs</b>	<b>3,747</b>

## STAFF INFORMATION

*In full-time equivalents*

Locally hired staff	59
International staff	18
<b>Field positions</b>	<b>77</b>

# ARMENIA

## EXPENSES

*In thousands of €*

Personnel costs	877
Travel and transportation	106
Medical and nutrition	604
Logistics and sanitation	23
Professional services	10
Communications	10
Office expenses	81
Taxes	-
Grants to external partners	-
Financial expenses	1
Others	21
Depreciation	-
<b>Programmes</b>	<b>1,733</b>
<b>Indirect supply costs</b>	<b>59</b>
<b>Field-related expenses</b>	<b>1,792</b>

## FUNDING

*In thousands of €*

<b>Private and other income</b>	<b>1,704</b>
ECHO and EU institutions	-
EU governments	-
Other European governments	-
North American governments	-
UN institutions	-
International Drug Purchase Facility (UNITAID)	88
Other public institutions	88
<b>Public institutional income</b>	<b>88</b>
<b>Funding of field-related costs</b>	<b>1,792</b>

## STAFF INFORMATION

*In full-time equivalents*

Locally hired staff	41
International staff	2
<b>Field positions</b>	<b>43</b>

# BANGLADESH

## EXPENSES

*In thousands of €*

Personnel costs	6,109
Travel and transportation	2,108
Medical and nutrition	3,573
Logistics and sanitation	2,062
Professional services	84
Communications	294
Office expenses	943
Taxes	78
Grants to external partners	-
Financial expenses	4
Others	198
Depreciation	-
<b>Programmes</b>	<b>15,454</b>
<b>Indirect supply costs</b>	<b>287</b>
<b>Field-related expenses</b>	<b>15,741</b>

## FUNDING

*In thousands of €*

<b>Private and other income</b>	<b>14,119</b>
ECHO and EU institutions	-
EU governments	-
Other European governments	-
International Humanitarian Assistance Department of Foreign Affairs and Trade Development ( DFATD-IHA) - Canada	1,297
Governments - Others - Canada	324
<b>North American governments</b>	<b>1,621</b>
UN institutions	-
Other public institutions	-
<b>Public institutional income</b>	<b>1,621</b>
<b>Funding of field-related costs</b>	<b>15,741</b>

## STAFF INFORMATION

*In full-time equivalents*

Locally hired staff	475
International staff	54
<b>Field positions</b>	<b>529</b>

# BELARUS

## EXPENSES

*In thousands of €*

Personnel costs	447
Travel and transportation	102
Medical and nutrition	690
Logistics and sanitation	9
Professional services	182
Communications	13
Office expenses	93
Taxes	2
Grants to external partners	-
Financial expenses	3
Others	25
Depreciation	-
<b>Programmes</b>	<b>1,568</b>
<b>Indirect supply costs</b>	<b>43</b>
<b>Field-related expenses</b>	<b>1,611</b>

## FUNDING

*In thousands of €*

<b>Private and other income</b>	<b>1,603</b>
ECHO and EU institutions	-
EU governments	-
Other European governments	-
North American governments	-
UN institutions	-
International Drug Purchase Facility (UNITAID)	8
Other public institutions	8
<b>Public institutional income</b>	<b>8</b>
<b>Funding of field-related costs</b>	<b>1,611</b>

## STAFF INFORMATION

*In full-time equivalents*

Locally hired staff	25
International staff	5
<b>Field positions</b>	<b>30</b>

# BELGIUM

## EXPENSES

*In thousands of €*

Personnel costs	1,373
Travel and transportation	54
Medical and nutrition	6
Logistics and sanitation	22
Professional services	9
Communications	14
Office expenses	28
Taxes	2
Grants to external partners	-
Financial expenses	-
Others	96
Depreciation	-
<b>Programmes</b>	<b>1,604</b>
<b>Indirect supply costs</b>	<b>2</b>
<b>Field-related expenses</b>	<b>1,606</b>

## FUNDING

*In thousands of €*

<b>Private and other income</b>	<b>1,606</b>
ECHO and EU institutions	-
EU governments	-
Other European governments	-
North American governments	-
UN institutions	-
Other public institutions	-
<b>Public institutional income</b>	<b>-</b>
<b>Funding of field-related costs</b>	<b>1,606</b>

## STAFF INFORMATION

*In full-time equivalents*

Locally hired staff	17
International staff	1
<b>Field positions</b>	<b>18</b>

# BURUNDI

## EXPENSES

*In thousands of €*

Personnel costs	2,999
Travel and transportation	973
Medical and nutrition	1,987
Logistics and sanitation	433
Professional services	100
Communications	127
Office expenses	618
Taxes	17
Grants to external partners	251
Financial expenses	7
Others	-61
Depreciation	12
<b>Programmes</b>	<b>7,463</b>
<b>Indirect supply costs</b>	<b>418</b>
<b>Field-related expenses</b>	<b>7,882</b>

## FUNDING

*In thousands of €*

<b>Private and other income</b>	<b>7,882</b>
ECHO and EU institutions	-
EU governments	-
Other European governments	-
North American governments	-
UN institutions	-
Other public institutions	-
<b>Public institutional income</b>	<b>-</b>
<b>Funding of field-related costs</b>	<b>7,882</b>

## STAFF INFORMATION

*In full-time equivalents*

Locally hired staff	328
International staff	22
<b>Field positions</b>	<b>350</b>

# CAMBODIA

## EXPENSES

*In thousands of €*

Personnel costs	1,390
Travel and transportation	189
Medical and nutrition	2,544
Logistics and sanitation	9
Professional services	74
Communications	22
Office expenses	212
Taxes	1
Grants to external partners	-
Financial expenses	3
Others	18
Depreciation	-
<b>Programmes</b>	<b>4,463</b>
<b>Indirect supply costs</b>	<b>197</b>
<b>Field-related expenses</b>	<b>4,660</b>

## FUNDING

*In thousands of €*

<b>Private and other income</b>	<b>4,017</b>
ECHO and EU institutions	-
EU governments	-
Other European governments	-
North American governments	-
UN institutions	-
International Drug Purchase Facility (UNITAID)	643
Other public institutions	643
<b>Public institutional income</b>	<b>643</b>
<b>Funding of field-related costs</b>	<b>4,660</b>

## STAFF INFORMATION

*In full-time equivalents*

Locally hired staff	92
International staff	13
<b>Field positions</b>	<b>105</b>



# CAMEROON

## EXPENSES

*In thousands of €*

Personnel costs	7,174
Travel and transportation	918
Medical and nutrition	2,021
Logistics and sanitation	757
Professional services	46
Communications	186
Office expenses	769
Taxes	18
Grants to external partners	-
Financial expenses	47
Others	10
Depreciation	-
<b>Programmes</b>	<b>11,946</b>
<b>Indirect supply costs</b>	<b>165</b>
<b>Field-related expenses</b>	<b>12,111</b>

## FUNDING

*In thousands of €*

<b>Private and other income</b>	<b>12,111</b>
ECHO and EU institutions	-
EU governments	-
Other European governments	-
North American governments	-
UN institutions	-
Other public institutions	-
<b>Public institutional income</b>	<b>-</b>
<b>Funding of field-related costs</b>	<b>12,111</b>

## STAFF INFORMATION

*In full-time equivalents*

Locally hired staff	654
International staff	47
<b>Field positions</b>	<b>701</b>

# CENTRAL AFRICAN REPUBLIC

## EXPENSES

*In thousands of €*

Personnel costs	25,119
Travel and transportation	13,376
Medical and nutrition	10,027
Logistics and sanitation	3,459
Professional services	136
Communications	1,111
Office expenses	3,769
Taxes	225
Grants to external partners	75
Financial expenses	11
Others	463
Depreciation	-
<b>Programmes</b>	<b>57,770</b>
<b>Indirect supply costs</b>	<b>1,533</b>
<b>Field-related expenses</b>	<b>59,303</b>

## FUNDING

*In thousands of €*

<b>Private and other income</b>	<b>59,303</b>
ECHO and EU institutions	-
EU governments	-
Other European governments	-
North American governments	-
UN institutions	-
Other public institutions	-
<b>Public institutional income</b>	<b>-</b>
<b>Funding of field-related costs</b>	<b>59,303</b>

## STAFF INFORMATION

*In full-time equivalents*

Locally hired staff	2,631
International staff	256
<b>Field positions</b>	<b>2,887</b>

# CHAD

## EXPENSES

*In thousands of €*

Personnel costs	9,316
Travel and transportation	2,780
Medical and nutrition	1,790
Logistics and sanitation	811
Professional services	42
Communications	519
Office expenses	1,658
Taxes	81
Grants to external partners	-
Financial expenses	9
Others	71
Depreciation	-
<b>Programmes</b>	<b>17,077</b>
<b>Indirect supply costs</b>	<b>171</b>
<b>Field-related expenses</b>	<b>17,248</b>

## FUNDING

*In thousands of €*

<b>Private and other income</b>	<b>17,133</b>
ECHO and EU institutions	-
EU governments	-
Other European governments	-
North American governments	-
UN institutions	-
Municipalities and regional councils - Switzerland	114
Other public institutions	114
<b>Public institutional income</b>	<b>114</b>
<b>Funding of field-related costs</b>	<b>17,248</b>

## STAFF INFORMATION

*In full-time equivalents*

Locally hired staff	793
International staff	71
<b>Field positions</b>	<b>864</b>

# COLOMBIA

## EXPENSES

*In thousands of €*

Personnel costs	1,619
Travel and transportation	158
Medical and nutrition	60
Logistics and sanitation	20
Professional services	28
Communications	95
Office expenses	202
Taxes	15
Grants to external partners	-
Financial expenses	4
Others	45
Depreciation	-
<b>Programmes</b>	<b>2,246</b>
<b>Indirect supply costs</b>	<b>-</b>
<b>Field-related expenses</b>	<b>2,246</b>

## FUNDING

*In thousands of €*

<b>Private and other income</b>	<b>1,922</b>
ECHO and EU institutions	-
EU governments	-
Other European governments	-
International Humanitarian Assistance Department of Foreign Affairs and Trade Development ( DFATD-IHA) - Canada	324
<b>North American governments</b>	<b>324</b>
UN institutions	-
Other public institutions	-
<b>Public institutional income</b>	<b>324</b>
<b>Funding of field-related costs</b>	<b>2,246</b>

## STAFF INFORMATION

*In full-time equivalents*

Locally hired staff	86
International staff	7
<b>Field positions</b>	<b>93</b>

# CÔTE D'IVOIRE

## EXPENSES

*In thousands of €*

Personnel costs	2,659
Travel and transportation	488
Medical and nutrition	417
Logistics and sanitation	215
Professional services	5
Communications	73
Office expenses	425
Taxes	31
Grants to external partners	5
Financial expenses	2
Others	8
Depreciation	-
<b>Programmes</b>	<b>4,329</b>
<b>Indirect supply costs</b>	<b>53</b>
<b>Field-related expenses</b>	<b>4,383</b>

## FUNDING

*In thousands of €*

<b>Private and other income</b>	<b>4,383</b>
ECHO and EU institutions	-
EU governments	-
Other European governments	-
North American governments	-
UN institutions	-
Other public institutions	-
<b>Public institutional income</b>	<b>-</b>
<b>Funding of field-related costs</b>	<b>4,383</b>

## STAFF INFORMATION

*In full-time equivalents*

Locally hired staff	172
International staff	26
<b>Field positions</b>	<b>198</b>

# DEMOCRATIC REPUBLIC OF CONGO

## EXPENSES

*In thousands of €*

Personnel costs	48,478
Travel and transportation	16,672
Medical and nutrition	18,926
Logistics and sanitation	5,758
Professional services	471
Communications	2,392
Office expenses	6,434
Taxes	217
Grants to external partners	713
Financial expenses	680
Others	948
Depreciation	-
<b>Programmes</b>	<b>101,691</b>
<b>Indirect supply costs</b>	<b>2,232</b>
<b>Field-related expenses</b>	<b>103,923</b>

## FUNDING

*In thousands of €*

<b>Private and other income</b>	<b>101,921</b>
Humanitarian Aid Office of the European Commission (ECHO)	-54
<b>ECHO and EU institutions</b>	<b>-54</b>
<b>EU governments</b>	<b>-</b>
Swiss Agency for Development and Cooperation Department (DDC)	1,385
<b>Other European governments</b>	<b>1,385</b>
International Humanitarian Assistance Department of Foreign Affairs and Trade Development ( DFATD-IHA) - Canada	629
<b>North American governments</b>	<b>629</b>
<b>UN institutions</b>	<b>34</b>
Municipalities and regional councils - Switzerland	8
<b>Other public institutions</b>	<b>8</b>
<b>Public institutional income</b>	<b>2,002</b>
<b>Funding of field-related costs</b>	<b>103,923</b>

## STAFF INFORMATION

*In full-time equivalents*

Locally hired staff	2,551
International staff	330
<b>Field positions</b>	<b>2,881</b>

# EGYPT

## EXPENSES

*In thousands of €*

Personnel costs	1,233
Travel and transportation	96
Medical and nutrition	172
Logistics and sanitation	51
Professional services	39
Communications	50
Office expenses	272
Taxes	1
Grants to external partners	-
Financial expenses	1
Others	62
Depreciation	-
<b>Programmes</b>	<b>1,976</b>
<b>Indirect supply costs</b>	<b>8</b>
<b>Field-related expenses</b>	<b>1,985</b>

## FUNDING

*In thousands of €*

<b>Private and other income</b>	<b>1,985</b>
ECHO and EU institutions	-
EU governments	-
Other European governments	-
North American governments	-
UN institutions	-
Other public institutions	-
<b>Public institutional income</b>	<b>-</b>
<b>Funding of field-related costs</b>	<b>1,985</b>

## STAFF INFORMATION

*In full-time equivalents*

Locally hired staff	106
International staff	13
<b>Field positions</b>	<b>119</b>

# EL SALVADOR

## EXPENSES

*In thousands of €*

Personnel costs	229
Travel and transportation	262
Medical and nutrition	81
Logistics and sanitation	1
Professional services	1
Communications	23
Office expenses	56
Taxes	-
Grants to external partners	-
Financial expenses	1
Others	-
Depreciation	-
<b>Programmes</b>	<b>655</b>
<b>Indirect supply costs</b>	<b>7</b>
<b>Field-related expenses</b>	<b>662</b>

## FUNDING

*In thousands of €*

<b>Private and other income</b>	<b>662</b>
ECHO and EU institutions	-
EU governments	-
Other European governments	-
North American governments	-
UN institutions	-
Other public institutions	-
<b>Public institutional income</b>	<b>-</b>
<b>Funding of field-related costs</b>	<b>662</b>

## STAFF INFORMATION

*In full-time equivalents*

Locally hired staff	1
International staff	5
<b>Field positions</b>	<b>6</b>

# ETHIOPIA

## EXPENSES

*In thousands of €*

Personnel costs	15,045
Travel and transportation	5,609
Medical and nutrition	4,961
Logistics and sanitation	2,256
Professional services	76
Communications	669
Office expenses	2,072
Taxes	-
Grants to external partners	-
Financial expenses	7
Others	92
Depreciation	-
<b>Programmes</b>	<b>30,787</b>
<b>Indirect supply costs</b>	<b>144</b>
<b>Field-related expenses</b>	<b>30,931</b>

## FUNDING

*In thousands of €*

<b>Private and other income</b>	<b>30,283</b>
ECHO and EU institutions	-
EU governments	-
Other European governments	-
International Humanitarian Assistance Department of Foreign Affairs and Trade Development ( DFATD-IHA) - Canada	649
North American governments	649
UN institutions	-
Other public institutions	-
<b>Public institutional income</b>	<b>649</b>
<b>Funding of field-related costs</b>	<b>30,931</b>

## STAFF INFORMATION

*In full-time equivalents*

Locally hired staff	1,773
International staff	90
<b>Field positions</b>	<b>1,863</b>

# FRANCE

## EXPENSES

*In thousands of €*

Personnel costs	989
Travel and transportation	40
Medical and nutrition	14
Logistics and sanitation	41
Professional services	21
Communications	3
Office expenses	142
Taxes	1
Grants to external partners	1
Financial expenses	-
Others	6
Depreciation	-
<b>Programmes</b>	<b>1,259</b>
<b>Indirect supply costs</b>	<b>-</b>
<b>Field-related expenses</b>	<b>1,259</b>

## FUNDING

*In thousands of €*

<b>Private and other income</b>	<b>1,259</b>
ECHO and EU institutions	-
EU governments	-
Other European governments	-
North American governments	-
UN institutions	-
Other public institutions	-
<b>Public institutional income</b>	<b>-</b>
<b>Funding of field-related costs</b>	<b>1,259</b>

## STAFF INFORMATION

*In full-time equivalents*

Locally hired staff	-
International staff	10
<b>Field positions</b>	<b>10</b>

# GEORGIA

## EXPENSES

*In thousands of €*

Personnel costs	1,033
Travel and transportation	220
Medical and nutrition	549
Logistics and sanitation	210
Professional services	7
Communications	7
Office expenses	126
Taxes	-
Grants to external partners	95
Financial expenses	1
Others	20
Depreciation	-
<b>Programmes</b>	<b>2,269</b>
<b>Indirect supply costs</b>	<b>50</b>
<b>Field-related expenses</b>	<b>2,319</b>

## FUNDING

*In thousands of €*

<b>Private and other income</b>	<b>1,530</b>
ECHO and EU institutions	-
EU governments	-
Other European governments	-
North American governments	-
UN institutions	-
International Drug Purchase Facility (UNITAID)	789
Other public institutions	789
<b>Public institutional income</b>	<b>789</b>
<b>Funding of field-related costs</b>	<b>2,319</b>

## STAFF INFORMATION

*In full-time equivalents*

Locally hired staff	42
International staff	7
<b>Field positions</b>	<b>49</b>

# GREECE

## EXPENSES

*In thousands of €*

Personnel costs	6,222
Travel and transportation	780
Medical and nutrition	497
Logistics and sanitation	411
Professional services	231
Communications	101
Office expenses	792
Taxes	20
Grants to external partners	526
Financial expenses	4
Others	41
Depreciation	-
<b>Programmes</b>	<b>9,626</b>
<b>Indirect supply costs</b>	<b>7</b>
<b>Field-related expenses</b>	<b>9,633</b>

## FUNDING

*In thousands of €*

<b>Private and other income</b>	<b>9,633</b>
ECHO and EU institutions	-
EU governments	-
Other European governments	-
North American governments	-
UN institutions	-
Other public institutions	-
<b>Public institutional income</b>	<b>-</b>
<b>Funding of field-related costs</b>	<b>9,633</b>

## STAFF INFORMATION

*In full-time equivalents*

Locally hired staff	123
International staff	36
<b>Field positions</b>	<b>159</b>



# GUINEA

## EXPENSES

*In thousands of €*

Personnel costs	3,261
Travel and transportation	1,291
Medical and nutrition	2,676
Logistics and sanitation	797
Professional services	56
Communications	164
Office expenses	1,223
Taxes	9
Grants to external partners	67
Financial expenses	-2
Others	264
Depreciation	-
<b>Programmes</b>	<b>9,806</b>
<b>Indirect supply costs</b>	<b>526</b>
<b>Field-related expenses</b>	<b>10,332</b>

## FUNDING

*In thousands of €*

<b>Private and other income</b>	<b>10,350</b>
ECHO and EU institutions	-
Danish Agency for Development Assistance (DANIDA)	-18
<b>EU governments</b>	<b>-18</b>
Other European governments	-
North American governments	-
UN institutions	-
Other public institutions	-
<b>Public institutional income</b>	<b>-18</b>
<b>Funding of field-related costs</b>	<b>10,332</b>

## STAFF INFORMATION

*In full-time equivalents*

Locally hired staff	216
International staff	32
<b>Field positions</b>	<b>248</b>

# GUINEA-BISSAU

## EXPENSES

*In thousands of €*

Personnel costs	3,055
Travel and transportation	499
Medical and nutrition	978
Logistics and sanitation	254
Professional services	48
Communications	88
Office expenses	380
Taxes	10
Grants to external partners	-
Financial expenses	-
Others	1
Depreciation	-
<b>Programmes</b>	<b>5,315</b>
<b>Indirect supply costs</b>	<b>98</b>
<b>Field-related expenses</b>	<b>5,413</b>

## FUNDING

*In thousands of €*

<b>Private and other income</b>	<b>5,413</b>
ECHO and EU institutions	-
EU governments	-
Other European governments	-
North American governments	-
UN institutions	-
Other public institutions	-
<b>Public institutional income</b>	<b>-</b>
<b>Funding of field-related costs</b>	<b>5,413</b>

## STAFF INFORMATION

*In full-time equivalents*

Locally hired staff	261
International staff	37
<b>Field positions</b>	<b>298</b>

# HAITI

## EXPENSES

*In thousands of €*

Personnel costs	23,497
Travel and transportation	4,045
Medical and nutrition	5,164
Logistics and sanitation	3,826
Professional services	140
Communications	291
Office expenses	3,114
Taxes	16
Grants to external partners	18
Financial expenses	33
Others	524
Depreciation	-
<b>Programmes</b>	<b>40,669</b>
<b>Indirect supply costs</b>	<b>769</b>
<b>Field-related expenses</b>	<b>41,438</b>

## FUNDING

*In thousands of €*

<b>Private and other income</b>	<b>41,463</b>
ECHO and EU institutions	-
Danish Agency for Development Assistance (DANIDA)	-25
<b>EU governments</b>	<b>-25</b>
<b>Other European governments</b>	<b>-</b>
<b>North American governments</b>	<b>-</b>
<b>UN institutions</b>	<b>-</b>
<b>Other public institutions</b>	<b>-</b>
<b>Public institutional income</b>	<b>-25</b>
<b>Funding of field-related costs</b>	<b>41,438</b>

## STAFF INFORMATION

*In full-time equivalents*

Locally hired staff	2,049
International staff	99
<b>Field positions</b>	<b>2,148</b>

# HONDURAS

## EXPENSES

*In thousands of €*

Personnel costs	1,171
Travel and transportation	212
Medical and nutrition	183
Logistics and sanitation	27
Professional services	17
Communications	45
Office expenses	153
Taxes	3
Grants to external partners	-
Financial expenses	3
Others	4
Depreciation	-
<b>Programmes</b>	<b>1,818</b>
<b>Indirect supply costs</b>	<b>15</b>
<b>Field-related expenses</b>	<b>1,833</b>

## FUNDING

*In thousands of €*

<b>Private and other income</b>	<b>1,446</b>
ECHO and EU institutions	-
<b>EU governments</b>	<b>-</b>
Swiss Agency for Development and Cooperation Department (DDC)	387
<b>Other European governments</b>	<b>387</b>
<b>North American governments</b>	<b>-</b>
<b>UN institutions</b>	<b>-</b>
<b>Other public institutions</b>	<b>-</b>
<b>Public institutional income</b>	<b>387</b>
<b>Funding of field-related costs</b>	<b>1,833</b>

## STAFF INFORMATION

*In full-time equivalents*

Locally hired staff	56
International staff	7
<b>Field positions</b>	<b>63</b>

# INDIA

## EXPENSES

*In thousands of €*

Personnel costs	5,915
Travel and transportation	1,143
Medical and nutrition	4,348
Logistics and sanitation	244
Professional services	822
Communications	187
Office expenses	1,370
Taxes	31
Grants to external partners	28
Financial expenses	3
Others	382
Depreciation	-
<b>Programmes</b>	<b>14,471</b>
<b>Indirect supply costs</b>	<b>34</b>
<b>Field-related expenses</b>	<b>14,505</b>

## FUNDING

*In thousands of €*

<b>Private and other income</b>	<b>14,252</b>
ECHO and EU institutions	-
Danish Agency for Development Assistance (DANIDA)	-61
<b>EU governments</b>	<b>-61</b>
Other European governments	-
North American governments	-
UN institutions	-
International Drug Purchase Facility (UNITAID)	314
<b>Other public institutions</b>	<b>314</b>
<b>Public institutional income</b>	<b>253</b>
<b>Funding of field-related costs</b>	<b>14,505</b>

## STAFF INFORMATION

*In full-time equivalents*

Locally hired staff	577
International staff	32
<b>Field positions</b>	<b>609</b>

# IRAN

## EXPENSES

*In thousands of €*

Personnel costs	1,178
Travel and transportation	157
Medical and nutrition	171
Logistics and sanitation	5
Professional services	19
Communications	7
Office expenses	133
Taxes	-
Grants to external partners	-
Financial expenses	-
Others	7
Depreciation	-
<b>Programmes</b>	<b>1,676</b>
<b>Indirect supply costs</b>	<b>1</b>
<b>Field-related expenses</b>	<b>1,677</b>

## FUNDING

*In thousands of €*

<b>Private and other income</b>	<b>1,677</b>
ECHO and EU institutions	-
EU governments	-
Other European governments	-
North American governments	-
UN institutions	-
Other public institutions	-
<b>Public institutional income</b>	<b>-</b>
<b>Funding of field-related costs</b>	<b>1,677</b>

## STAFF INFORMATION

*In full-time equivalents*

Locally hired staff	34
International staff	6
<b>Field positions</b>	<b>40</b>

# IRAQ

## EXPENSES

*In thousands of €*

Personnel costs	30,351
Travel and transportation	6,268
Medical and nutrition	10,912
Logistics and sanitation	4,469
Professional services	220
Communications	759
Office expenses	4,023
Taxes	44
Grants to external partners	-
Financial expenses	213
Others	312
Depreciation	-
<b>Programmes</b>	<b>57,571</b>
<b>Indirect supply costs</b>	<b>949</b>
<b>Field-related expenses</b>	<b>58,520</b>

## FUNDING

*In thousands of €*

<b>Private and other income</b>	<b>58,513</b>
ECHO and EU institutions	-
EU governments	-
Other European governments	-
North American governments	-
UN institutions	-
Municipalities and regional councils - Switzerland	8
Other public institutions	8
<b>Public institutional income</b>	<b>8</b>
<b>Funding of field-related costs</b>	<b>58,520</b>

## STAFF INFORMATION

*In full-time equivalents*

Locally hired staff	1,385
International staff	235
<b>Field positions</b>	<b>1,620</b>

# ITALY

## EXPENSES

*In thousands of €*

Personnel costs	2,867
Travel and transportation	283
Medical and nutrition	78
Logistics and sanitation	444
Professional services	200
Communications	41
Office expenses	457
Taxes	77
Grants to external partners	-
Financial expenses	3
Others	134
Depreciation	-
<b>Programmes</b>	<b>4,584</b>
<b>Indirect supply costs</b>	<b>-26</b>
<b>Field-related expenses</b>	<b>4,558</b>

## FUNDING

*In thousands of €*

<b>Private and other income</b>	<b>4,558</b>
ECHO and EU institutions	-
EU governments	-
Other European governments	-
North American governments	-
UN institutions	-
Other public institutions	-
<b>Public institutional income</b>	<b>-</b>
<b>Funding of field-related costs</b>	<b>4,558</b>

## STAFF INFORMATION

*In full-time equivalents*

Locally hired staff	54
International staff	6
<b>Field positions</b>	<b>60</b>

# JORDAN

## EXPENSES

*In thousands of €*

Personnel costs	16,819
Travel and transportation	932
Medical and nutrition	7,363
Logistics and sanitation	164
Professional services	258
Communications	173
Office expenses	4,270
Taxes	37
Grants to external partners	69
Financial expenses	34
Others	21
Depreciation	-
<b>Programmes</b>	<b>30,139</b>
<b>Indirect supply costs</b>	<b>3</b>
<b>Field-related expenses</b>	<b>30,142</b>

## FUNDING

*In thousands of €*

<b>Private and other income</b>	<b>30,142</b>
ECHO and EU institutions	-
EU governments	-
Other European governments	-
North American governments	-
UN institutions	-
Other public institutions	-
<b>Public institutional income</b>	<b>-</b>
<b>Funding of field-related costs</b>	<b>30,142</b>

## STAFF INFORMATION

*In full-time equivalents*

Locally hired staff	492
International staff	55
<b>Field positions</b>	<b>547</b>

# KENYA

## EXPENSES

*In thousands of €*

Personnel costs	16,055
Travel and transportation	2,085
Medical and nutrition	5,232
Logistics and sanitation	1,001
Professional services	221
Communications	335
Office expenses	2,032
Taxes	11
Grants to external partners	10
Financial expenses	45
Others	-1,576
Depreciation	-
<b>Programmes</b>	<b>25,452</b>
<b>Indirect supply costs</b>	<b>260</b>
<b>Field-related expenses</b>	<b>25,712</b>

## FUNDING

*In thousands of €*

<b>Private and other income</b>	<b>25,584</b>
ECHO and EU institutions	-
AGCD - Belgium	3
<b>EU governments</b>	<b>3</b>
Other European governments	-
North American governments	-
UN institutions	-
Municipalities and regional councils - Switzerland	64
International Drug Purchase Facility (UNITAID)	61
<b>Other public institutions</b>	<b>124</b>
<b>Public institutional income</b>	<b>128</b>
<b>Funding of field-related costs</b>	<b>25,712</b>

## STAFF INFORMATION

*In full-time equivalents*

Locally hired staff	737
International staff	59
<b>Field positions</b>	<b>796</b>

# KYRGYZSTAN

## EXPENSES

*In thousands of €*

Personnel costs	1,494
Travel and transportation	277
Medical and nutrition	475
Logistics and sanitation	126
Professional services	46
Communications	54
Office expenses	246
Taxes	3
Grants to external partners	-
Financial expenses	2
Others	6
Depreciation	-
<b>Programmes</b>	<b>2,729</b>
<b>Indirect supply costs</b>	<b>51</b>
<b>Field-related expenses</b>	<b>2,780</b>

## FUNDING

*In thousands of €*

<b>Private and other income</b>	<b>2,661</b>
ECHO and EU institutions	-
EU governments	-
Other European governments	-
North American governments	-
UN institutions	-
Municipalities and regional councils - Switzerland	119
Other public institutions	119
<b>Public institutional income</b>	<b>119</b>
<b>Funding of field-related costs</b>	<b>2,780</b>

## STAFF INFORMATION

*In full-time equivalents*

Locally hired staff	88
International staff	17
<b>Field positions</b>	<b>105</b>

# LEBANON

## EXPENSES

*In thousands of €*

Personnel costs	14,663
Travel and transportation	847
Medical and nutrition	7,459
Logistics and sanitation	3,443
Professional services	366
Communications	313
Office expenses	2,251
Taxes	54
Grants to external partners	1,009
Financial expenses	8
Others	519
Depreciation	-
<b>Programmes</b>	<b>30,930</b>
<b>Indirect supply costs</b>	<b>10</b>
<b>Field-related expenses</b>	<b>30,940</b>

## FUNDING

*In thousands of €*

<b>Private and other income</b>	<b>30,940</b>
ECHO and EU institutions	-
EU governments	-
Other European governments	-
North American governments	-
UN institutions	-
Other public institutions	-
<b>Public institutional income</b>	<b>-</b>
<b>Funding of field-related costs</b>	<b>30,940</b>

## STAFF INFORMATION

*In full-time equivalents*

Locally hired staff	422
International staff	67
<b>Field positions</b>	<b>489</b>



# LIBERIA

## EXPENSES

*In thousands of €*

Personnel costs	3,859
Travel and transportation	470
Medical and nutrition	790
Logistics and sanitation	406
Professional services	16
Communications	59
Office expenses	188
Taxes	2
Grants to external partners	-
Financial expenses	27
Others	13
Depreciation	-
<b>Programmes</b>	<b>5,830</b>
<b>Indirect supply costs</b>	<b>76</b>
<b>Field-related expenses</b>	<b>5,905</b>

## FUNDING

*In thousands of €*

<b>Private and other income</b>	<b>5,919</b>
ECHO and EU institutions	-
Governments - Others - Spain	-14
<b>EU governments</b>	<b>-14</b>
Other European governments	-
North American governments	-
UN institutions	-
Other public institutions	-
<b>Public institutional income</b>	<b>-14</b>
<b>Funding of field-related costs</b>	<b>5,905</b>

## STAFF INFORMATION

*In full-time equivalents*

Locally hired staff	273
International staff	17
<b>Field positions</b>	<b>290</b>

# LIBYA

## EXPENSES

*In thousands of €*

Personnel costs	2,390
Travel and transportation	1,894
Medical and nutrition	1,510
Logistics and sanitation	342
Professional services	144
Communications	131
Office expenses	495
Taxes	39
Grants to external partners	-
Financial expenses	3
Others	-
Depreciation	-
<b>Programmes</b>	<b>6,947</b>
<b>Indirect supply costs</b>	<b>163</b>
<b>Field-related expenses</b>	<b>7,110</b>

## FUNDING

*In thousands of €*

<b>Private and other income</b>	<b>7,110</b>
ECHO and EU institutions	-
EU governments	-
Other European governments	-
North American governments	-
UN institutions	-
Other public institutions	-
<b>Public institutional income</b>	<b>-</b>
<b>Funding of field-related costs</b>	<b>7,110</b>

## STAFF INFORMATION

*In full-time equivalents*

Locally hired staff	39
International staff	28
<b>Field positions</b>	<b>67</b>

# MALAWI

## EXPENSES

*In thousands of €*

Personnel costs	4,076
Travel and transportation	925
Medical and nutrition	717
Logistics and sanitation	455
Professional services	100
Communications	146
Office expenses	480
Taxes	1
Grants to external partners	14
Financial expenses	5
Others	369
Depreciation	-
<b>Programmes</b>	<b>7,289</b>
<b>Indirect supply costs</b>	<b>132</b>
<b>Field-related expenses</b>	<b>7,420</b>

## FUNDING

*In thousands of €*

<b>Private and other income</b>	<b>7,246</b>
ECHO and EU institutions	-
Danish Agency for Development Assistance (DANIDA)	-62
<b>EU governments</b>	<b>-62</b>
Other European governments	-
North American governments	-
UN institutions	-
International Drug Purchase Facility (UNITAID)	236
<b>Other public institutions</b>	<b>236</b>
<b>Public institutional income</b>	<b>174</b>
<b>Funding of field-related costs</b>	<b>7,420</b>

## STAFF INFORMATION

*In full-time equivalents*

Locally hired staff	311
International staff	38
<b>Field positions</b>	<b>349</b>

# MALAYSIA

## EXPENSES

*In thousands of €*

Personnel costs	420
Travel and transportation	70
Medical and nutrition	157
Logistics and sanitation	18
Professional services	24
Communications	28
Office expenses	63
Taxes	-
Grants to external partners	4
Financial expenses	1
Others	-
Depreciation	-
<b>Programmes</b>	<b>786</b>
<b>Indirect supply costs</b>	<b>-</b>
<b>Field-related expenses</b>	<b>786</b>

## FUNDING

*In thousands of €*

<b>Private and other income</b>	<b>786</b>
ECHO and EU institutions	-
EU governments	-
Other European governments	-
North American governments	-
UN institutions	-
Other public institutions	-
<b>Public institutional income</b>	<b>-</b>
<b>Funding of field-related costs</b>	<b>786</b>

## STAFF INFORMATION

*In full-time equivalents*

Locally hired staff	-
International staff	6
<b>Field positions</b>	<b>6</b>

# MALI

## EXPENSES

*In thousands of €*

Personnel costs	6,590
Travel and transportation	1,562
Medical and nutrition	2,289
Logistics and sanitation	725
Professional services	90
Communications	315
Office expenses	937
Taxes	8
Grants to external partners	1
Financial expenses	9
Others	147
Depreciation	-
<b>Programmes</b>	<b>12,672</b>
<b>Indirect supply costs</b>	<b>220</b>
<b>Field-related expenses</b>	<b>12,892</b>

## FUNDING

*In thousands of €*

<b>Private and other income</b>	<b>12,892</b>
ECHO and EU institutions	-
EU governments	-
Other European governments	-
North American governments	-
UN institutions	-
Other public institutions	-
<b>Public institutional income</b>	<b>-</b>
<b>Funding of field-related costs</b>	<b>12,892</b>

## STAFF INFORMATION

*In full-time equivalents*

Locally hired staff	714
International staff	49
<b>Field positions</b>	<b>763</b>

# MAURITANIA

## EXPENSES

*In thousands of €*

Personnel costs	3,246
Travel and transportation	853
Medical and nutrition	740
Logistics and sanitation	643
Professional services	8
Communications	60
Office expenses	360
Taxes	12
Grants to external partners	32
Financial expenses	-
Others	120
Depreciation	-
<b>Programmes</b>	<b>6,075</b>
<b>Indirect supply costs</b>	<b>230</b>
<b>Field-related expenses</b>	<b>6,305</b>

## FUNDING

*In thousands of €*

<b>Private and other income</b>	<b>6,305</b>
ECHO and EU institutions	-
EU governments	-
Other European governments	-
North American governments	-
UN institutions	-
Other public institutions	-
<b>Public institutional income</b>	<b>-</b>
<b>Funding of field-related costs</b>	<b>6,305</b>

## STAFF INFORMATION

*In full-time equivalents*

Locally hired staff	365
International staff	29
<b>Field positions</b>	<b>394</b>

# MEXICO

## EXPENSES

*In thousands of €*

Personnel costs	3,050
Travel and transportation	545
Medical and nutrition	267
Logistics and sanitation	205
Professional services	31
Communications	132
Office expenses	702
Taxes	14
Grants to external partners	-
Financial expenses	2
Others	59
Depreciation	-
<b>Programmes</b>	<b>5,006</b>
<b>Indirect supply costs</b>	<b>2</b>
<b>Field-related expenses</b>	<b>5,007</b>

## FUNDING

*In thousands of €*

<b>Private and other income</b>	<b>4,558</b>
ECHO and EU institutions	-
EU governments	-
Swiss Agency for Development and Cooperation Department (DDC)	450
<b>Other European governments</b>	<b>450</b>
North American governments	-
UN institutions	-
Other public institutions	-
<b>Public institutional income</b>	<b>450</b>
<b>Funding of field-related costs</b>	<b>5,007</b>

## STAFF INFORMATION

*In full-time equivalents*

Locally hired staff	145
International staff	29
<b>Field positions</b>	<b>174</b>

# MOZAMBIQUE

## EXPENSES

*In thousands of €*

Personnel costs	5,370
Travel and transportation	1,523
Medical and nutrition	1,547
Logistics and sanitation	344
Professional services	103
Communications	153
Office expenses	1,156
Taxes	8
Grants to external partners	42
Financial expenses	7
Others	171
Depreciation	-
<b>Programmes</b>	<b>10,424</b>
<b>Indirect supply costs</b>	<b>152</b>
<b>Field-related expenses</b>	<b>10,576</b>

## FUNDING

*In thousands of €*

<b>Private and other income</b>	<b>9,796</b>
ECHO and EU institutions	-
EU governments	-
Swiss Agency for Development and Cooperation Department (DDC)	675
<b>Other European governments</b>	<b>675</b>
North American governments	-
UN institutions	-
International Drug Purchase Facility (UNITAID)	106
<b>Other public institutions</b>	<b>106</b>
<b>Public institutional income</b>	<b>780</b>
<b>Funding of field-related costs</b>	<b>10,576</b>

## STAFF INFORMATION

*In full-time equivalents*

Locally hired staff	412
International staff	54
<b>Field positions</b>	<b>466</b>

# MYANMAR

## EXPENSES

*In thousands of €*

Personnel costs	7,132
Travel and transportation	1,281
Medical and nutrition	6,595
Logistics and sanitation	364
Professional services	32
Communications	211
Office expenses	1,361
Taxes	2
Grants to external partners	62
Financial expenses	8
Others	50
Depreciation	-
<b>Programmes</b>	<b>17,096</b>
<b>Indirect supply costs</b>	<b>84</b>
<b>Field-related expenses</b>	<b>17,180</b>

## FUNDING

*In thousands of €*

<b>Private and other income</b>	<b>10,578</b>
ECHO and EU institutions	-
EU governments	-
Other European governments	-
International Humanitarian Assistance Department of Foreign Affairs and Trade Development ( DFATD-IHA) - Canada	454
<b>North American governments</b>	<b>454</b>
UN institutions	-
The Global Fund to Fight AIDS, Tuberculosis and Malaria (GFATM)	5,029
International Drug Purchase Facility (UNITAID)	1,120
<b>Other public institutions</b>	<b>6,148</b>
<b>Public institutional income</b>	<b>6,602</b>
<b>Funding of field-related costs</b>	<b>17,180</b>

## STAFF INFORMATION

*In full-time equivalents*

Locally hired staff	1,193
International staff	41
<b>Field positions</b>	<b>1,234</b>

# NIGER

## EXPENSES

*In thousands of €*

Personnel costs	15,643
Travel and transportation	3,664
Medical and nutrition	4,085
Logistics and sanitation	1,118
Professional services	102
Communications	646
Office expenses	1,766
Taxes	11
Grants to external partners	-
Financial expenses	14
Others	53
Depreciation	-
<b>Programmes</b>	<b>27,101</b>
<b>Indirect supply costs</b>	<b>514</b>
<b>Field-related expenses</b>	<b>27,615</b>

## FUNDING

*In thousands of €*

<b>Private and other income</b>	<b>26,940</b>
Humanitarian Aid Office of the European Commission (ECHO)	-6
<b>ECHO and EU institutions</b>	<b>-6</b>
EU governments	-
Swiss Agency for Development and Cooperation Department (DDC)	630
<b>Other European governments</b>	<b>630</b>
<b>North American governments</b>	<b>-</b>
UN institutions	47
Municipalities and regional councils - Switzerland	4
<b>Other public institutions</b>	<b>4</b>
<b>Public institutional income</b>	<b>675</b>
<b>Funding of field-related costs</b>	<b>27,615</b>

## STAFF INFORMATION

*In full-time equivalents*

Locally hired staff	1,981
International staff	112
<b>Field positions</b>	<b>2,093</b>

# NIGERIA

## EXPENSES

*In thousands of €*

Personnel costs	27,627
Travel and transportation	8,076
Medical and nutrition	9,271
Logistics and sanitation	4,364
Professional services	215
Communications	915
Office expenses	3,500
Taxes	71
Grants to external partners	176
Financial expenses	43
Others	426
Depreciation	102
<b>Programmes</b>	<b>54,785</b>
<b>Indirect supply costs</b>	<b>1,193</b>
<b>Field-related expenses</b>	<b>55,978</b>

## FUNDING

*In thousands of €*

<b>Private and other income</b>	<b>55,902</b>
ECHO and EU institutions	-
EU governments	-
Other European governments	-
North American governments	-
UN institutions	-
Municipalities and regional councils - Switzerland	76
Other public institutions	76
<b>Public institutional income</b>	<b>76</b>
<b>Funding of field-related costs</b>	<b>55,978</b>

## STAFF INFORMATION

*In full-time equivalents*

Locally hired staff	2,364
International staff	231
<b>Field positions</b>	<b>2,595</b>

# PAKISTAN

## EXPENSES

*In thousands of €*

Personnel costs	13,908
Travel and transportation	1,726
Medical and nutrition	4,143
Logistics and sanitation	731
Professional services	64
Communications	234
Office expenses	1,926
Taxes	8
Grants to external partners	-
Financial expenses	10
Others	262
Depreciation	-
<b>Programmes</b>	<b>23,011</b>
<b>Indirect supply costs</b>	<b>359</b>
<b>Field-related expenses</b>	<b>23,370</b>

## FUNDING

*In thousands of €*

<b>Private and other income</b>	<b>23,370</b>
ECHO and EU institutions	-
EU governments	-
Other European governments	-
North American governments	-
UN institutions	-
Other public institutions	-
<b>Public institutional income</b>	<b>-</b>
<b>Funding of field-related costs</b>	<b>23,370</b>

## STAFF INFORMATION

*In full-time equivalents*

Locally hired staff	1,680
International staff	71
<b>Field positions</b>	<b>1,751</b>



# PALESTINE

## EXPENSES

*In thousands of €*

Personnel costs	4,231
Travel and transportation	555
Medical and nutrition	354
Logistics and sanitation	19
Professional services	70
Communications	65
Office expenses	397
Taxes	68
Grants to external partners	-
Financial expenses	5
Others	55
Depreciation	-
<b>Programmes</b>	<b>5,818</b>
<b>Indirect supply costs</b>	<b>12</b>
<b>Field-related expenses</b>	<b>5,830</b>

## FUNDING

*In thousands of €*

<b>Private and other income</b>	<b>5,830</b>
ECHO and EU institutions	-
EU governments	-
Other European governments	-
North American governments	-
UN institutions	-
Other public institutions	-
<b>Public institutional income</b>	<b>-</b>
<b>Funding of field-related costs</b>	<b>5,830</b>

## STAFF INFORMATION

*In full-time equivalents*

Locally hired staff	129
International staff	18
<b>Field positions</b>	<b>147</b>

# PAPUA NEW GUINEA

## EXPENSES

*In thousands of €*

Personnel costs	2,487
Travel and transportation	577
Medical and nutrition	376
Logistics and sanitation	113
Professional services	30
Communications	82
Office expenses	400
Taxes	11
Grants to external partners	-
Financial expenses	8
Others	15
Depreciation	-
<b>Programmes</b>	<b>4,098</b>
<b>Indirect supply costs</b>	<b>42</b>
<b>Field-related expenses</b>	<b>4,140</b>

## FUNDING

*In thousands of €*

<b>Private and other income</b>	<b>4,140</b>
ECHO and EU institutions	-
EU governments	-
Other European governments	-
North American governments	-
UN institutions	-
Other public institutions	-
<b>Public institutional income</b>	<b>-</b>
<b>Funding of field-related costs</b>	<b>4,140</b>

## STAFF INFORMATION

*In full-time equivalents*

Locally hired staff	124
International staff	28
<b>Field positions</b>	<b>152</b>

# PHILIPPINES

## EXPENSES

*In thousands of €*

Personnel costs	743
Travel and transportation	142
Medical and nutrition	361
Logistics and sanitation	195
Professional services	8
Communications	15
Office expenses	104
Taxes	2
Grants to external partners	221
Financial expenses	1
Others	13
Depreciation	-
<b>Programmes</b>	<b>1,806</b>
<b>Indirect supply costs</b>	<b>34</b>
<b>Field-related expenses</b>	<b>1,840</b>

## FUNDING

*In thousands of €*

<b>Private and other income</b>	<b>1,840</b>
ECHO and EU institutions	-
EU governments	-
Other European governments	-
North American governments	-
UN institutions	-
Other public institutions	-
<b>Public institutional income</b>	<b>-</b>
<b>Funding of field-related costs</b>	<b>1,840</b>

## STAFF INFORMATION

*In full-time equivalents*

Locally hired staff	18
International staff	7
<b>Field positions</b>	<b>25</b>

# RUSSIAN FEDERATION

## EXPENSES

*In thousands of €*

Personnel costs	3,214
Travel and transportation	192
Medical and nutrition	1,824
Logistics and sanitation	10
Professional services	36
Communications	41
Office expenses	336
Taxes	14
Grants to external partners	-
Financial expenses	10
Others	22
Depreciation	-
<b>Programmes</b>	<b>5,700</b>
<b>Indirect supply costs</b>	<b>81</b>
<b>Field-related expenses</b>	<b>5,781</b>

## FUNDING

*In thousands of €*

<b>Private and other income</b>	<b>5,781</b>
ECHO and EU institutions	-
EU governments	-
Other European governments	-
North American governments	-
UN institutions	-
Other public institutions	-
<b>Public institutional income</b>	<b>-</b>
<b>Funding of field-related costs</b>	<b>5,781</b>

## STAFF INFORMATION

*In full-time equivalents*

Locally hired staff	75
International staff	9
<b>Field positions</b>	<b>84</b>

# SENEGAL

## EXPENSES

*In thousands of €*

Personnel costs	354
Travel and transportation	87
Medical and nutrition	13
Logistics and sanitation	-
Professional services	25
Communications	29
Office expenses	163
Taxes	-
Grants to external partners	-
Financial expenses	1
Others	3
Depreciation	-
<b>Programmes</b>	<b>675</b>
<b>Indirect supply costs</b>	<b>-</b>
<b>Field-related expenses</b>	<b>675</b>

## FUNDING

*In thousands of €*

<b>Private and other income</b>	<b>675</b>
ECHO and EU institutions	-
EU governments	-
Other European governments	-
North American governments	-
UN institutions	-
Other public institutions	-
<b>Public institutional income</b>	<b>-</b>
<b>Funding of field-related costs</b>	<b>675</b>

## STAFF INFORMATION

*In full-time equivalents*

Locally hired staff	-
International staff	1
<b>Field positions</b>	<b>1</b>

# SERBIA

## EXPENSES

*In thousands of €*

Personnel costs	1,310
Travel and transportation	356
Medical and nutrition	79
Logistics and sanitation	420
Professional services	33
Communications	23
Office expenses	200
Taxes	7
Grants to external partners	10
Financial expenses	4
Others	205
Depreciation	-
<b>Programmes</b>	<b>2,646</b>
<b>Indirect supply costs</b>	<b>-</b>
<b>Field-related expenses</b>	<b>2,646</b>

## FUNDING

*In thousands of €*

<b>Private and other income</b>	<b>2,646</b>
ECHO and EU institutions	-
EU governments	-
Other European governments	-
North American governments	-
UN institutions	-
Other public institutions	-
<b>Public institutional income</b>	<b>-</b>
<b>Funding of field-related costs</b>	<b>2,646</b>

## STAFF INFORMATION

*In full-time equivalents*

Locally hired staff	54
International staff	12
<b>Field positions</b>	<b>66</b>

# SIERRA LEONE

## EXPENSES

*In thousands of €*

Personnel costs	5,235
Travel and transportation	1,653
Medical and nutrition	1,908
Logistics and sanitation	3,479
Professional services	12
Communications	431
Office expenses	1,014
Taxes	13
Grants to external partners	-
Financial expenses	22
Others	368
Depreciation	-
<b>Programmes</b>	<b>14,135</b>
<b>Indirect supply costs</b>	<b>576</b>
<b>Field-related expenses</b>	<b>14,711</b>

## FUNDING

*In thousands of €*

<b>Private and other income</b>	<b>14,762</b>
ECHO and EU institutions	-
Danish Agency for Development Assistance (DANIDA)	-51
<b>EU governments</b>	<b>-51</b>
Other European governments	-
North American governments	-
UN institutions	-
Other public institutions	-
<b>Public institutional income</b>	<b>-51</b>
<b>Funding of field-related costs</b>	<b>14,711</b>

## STAFF INFORMATION

*In full-time equivalents*

Locally hired staff	577
International staff	74
<b>Field positions</b>	<b>651</b>

# SOMALIA

## EXPENSES

*In thousands of €*

Personnel costs	1,217
Travel and transportation	1,085
Medical and nutrition	1,636
Logistics and sanitation	75
Professional services	10
Communications	138
Office expenses	413
Taxes	3
Grants to external partners	79
Financial expenses	19
Others	-
Depreciation	-
<b>Programmes</b>	<b>4,674</b>
<b>Indirect supply costs</b>	<b>34</b>
<b>Field-related expenses</b>	<b>4,708</b>

## FUNDING

*In thousands of €*

<b>Private and other income</b>	<b>4,708</b>
ECHO and EU institutions	-
EU governments	-
Other European governments	-
North American governments	-
UN institutions	-
Other public institutions	-
<b>Public institutional income</b>	<b>-</b>
<b>Funding of field-related costs</b>	<b>4,708</b>

## STAFF INFORMATION

*In full-time equivalents*

Locally hired staff	24
International staff	15
<b>Field positions</b>	<b>39</b>

# SOUTH AFRICA

## EXPENSES

*In thousands of €*

Personnel costs	6,027
Travel and transportation	660
Medical and nutrition	821
Logistics and sanitation	140
Professional services	347
Communications	180
Office expenses	630
Taxes	-
Grants to external partners	1,114
Financial expenses	5
Others	282
Depreciation	-
<b>Programmes</b>	<b>10,206</b>
<b>Indirect supply costs</b>	<b>50</b>
<b>Field-related expenses</b>	<b>10,256</b>

## FUNDING

*In thousands of €*

<b>Private and other income</b>	<b>10,263</b>
ECHO and EU institutions	-
Danish Agency for Development Assistance (DANIDA)	-51
<b>EU governments</b>	<b>-51</b>
<b>Other European governments</b>	<b>-</b>
<b>North American governments</b>	<b>-</b>
<b>UN institutions</b>	<b>-</b>
International Drug Purchase Facility (UNITAID)	43
<b>Other public institutions</b>	<b>43</b>
<b>Public institutional income</b>	<b>-8</b>
<b>Funding of field-related costs</b>	<b>10,256</b>

## STAFF INFORMATION

*In full-time equivalents*

Locally hired staff	213
International staff	30
<b>Field positions</b>	<b>243</b>

# SUDAN

## EXPENSES

*In thousands of €*

Personnel costs	6,894
Travel and transportation	2,017
Medical and nutrition	2,268
Logistics and sanitation	2,223
Professional services	69
Communications	252
Office expenses	1,312
Taxes	60
Grants to external partners	143
Financial expenses	10
Others	17
Depreciation	-
<b>Programmes</b>	<b>15,266</b>
<b>Indirect supply costs</b>	<b>261</b>
<b>Field-related expenses</b>	<b>15,526</b>

## FUNDING

*In thousands of €*

<b>Private and other income</b>	<b>15,543</b>
ECHO and EU institutions	-
<b>EU governments</b>	<b>-</b>
<b>Other European governments</b>	<b>-</b>
Governments - Others - Canada	-17
<b>North American governments</b>	<b>-17</b>
<b>UN institutions</b>	<b>-</b>
<b>Other public institutions</b>	<b>-</b>
<b>Public institutional income</b>	<b>-17</b>
<b>Funding of field-related costs</b>	<b>15,526</b>

## STAFF INFORMATION

*In full-time equivalents*

Locally hired staff	631
International staff	35
<b>Field positions</b>	<b>666</b>

# SOUTH SUDAN

## EXPENSES

*In thousands of €*

Personnel costs	40,861
Travel and transportation	17,320
Medical and nutrition	5,445
Logistics and sanitation	4,155
Professional services	258
Communications	1,488
Office expenses	6,719
Taxes	117
Grants to external partners	1
Financial expenses	574
Others	-2,620
Depreciation	-
<b>Programmes</b>	<b>74,319</b>
<b>Indirect supply costs</b>	<b>1,274</b>
<b>Field-related expenses</b>	<b>75,593</b>

## FUNDING

*In thousands of €*

<b>Private and other income</b>	<b>73,102</b>
Humanitarian Aid Office of the European Commission (ECHO)	-25
<b>ECHO and EU institutions</b>	<b>-25</b>
Danish Agency for Development Assistance (DANIDA)	-66
<b>EU governments</b>	<b>-66</b>
<b>Other European governments</b>	<b>-</b>
International Humanitarian Assistance Department of Foreign Affairs and Trade Development ( DFATD-IHA) - Canada	2,240
Governments - Others - Canada	341
<b>North American governments</b>	<b>2,582</b>
<b>UN institutions</b>	<b>-</b>
Municipalities and regional councils - Switzerland	1
<b>Other public institutions</b>	<b>1</b>
<b>Public institutional income</b>	<b>2,491</b>
<b>Funding of field-related costs</b>	<b>75,593</b>

## STAFF INFORMATION

*In full-time equivalents*

Locally hired staff	3,263
International staff	311
<b>Field positions</b>	<b>3,574</b>

# SWAZILAND

## EXPENSES

*In thousands of €*

Personnel costs	5,422
Travel and transportation	606
Medical and nutrition	1,867
Logistics and sanitation	147
Professional services	74
Communications	160
Office expenses	637
Taxes	3
Grants to external partners	-
Financial expenses	14
Others	61
Depreciation	-
<b>Programmes</b>	<b>8,991</b>
<b>Indirect supply costs</b>	<b>149</b>
<b>Field-related expenses</b>	<b>9,140</b>

## FUNDING

*In thousands of €*

<b>Private and other income</b>	<b>8,992</b>
<b>ECHO and EU institutions</b>	<b>-</b>
EU governments	-
<b>Other European governments</b>	<b>-</b>
North American governments	-
<b>UN institutions</b>	<b>-</b>
International Drug Purchase Facility (UNITAID)	149
<b>Other public institutions</b>	<b>149</b>
<b>Public institutional income</b>	<b>149</b>
<b>Funding of field-related costs</b>	<b>9,140</b>

## STAFF INFORMATION

*In full-time equivalents*

Locally hired staff	323
International staff	29
<b>Field positions</b>	<b>352</b>

# SYRIA

## EXPENSES

*In thousands of €*

Personnel costs	14,328
Travel and transportation	3,965
Medical and nutrition	17,209
Logistics and sanitation	2,329
Professional services	434
Communications	534
Office expenses	2,042
Taxes	178
Grants to external partners	10,319
Financial expenses	347
Others	357
Depreciation	118
<b>Programmes</b>	<b>52,160</b>
<b>Indirect supply costs</b>	<b>702</b>
<b>Field-related expenses</b>	<b>52,862</b>

## FUNDING

*In thousands of €*

<b>Private and other income</b>	<b>52,703</b>
ECHO and EU institutions	-
EU governments	-
Other European governments	-
North American governments	-
UN institutions	-
Municipalities and regional councils - Switzerland	158
Other public institutions	158
<b>Public institutional income</b>	<b>158</b>
<b>Funding of field-related costs</b>	<b>52,862</b>

## STAFF INFORMATION

*In full-time equivalents*

Locally hired staff	671
International staff	102
<b>Field positions</b>	<b>773</b>

# TAJIKISTAN

## EXPENSES

*In thousands of €*

Personnel costs	1,155
Travel and transportation	223
Medical and nutrition	454
Logistics and sanitation	108
Professional services	3
Communications	29
Office expenses	239
Taxes	-
Grants to external partners	2
Financial expenses	5
Others	5
Depreciation	-
<b>Programmes</b>	<b>2,223</b>
<b>Indirect supply costs</b>	<b>28</b>
<b>Field-related expenses</b>	<b>2,251</b>

## FUNDING

*In thousands of €*

<b>Private and other income</b>	<b>2,251</b>
ECHO and EU institutions	-
EU governments	-
Other European governments	-
North American governments	-
UN institutions	-
Other public institutions	-
<b>Public institutional income</b>	<b>-</b>
<b>Funding of field-related costs</b>	<b>2,251</b>

## STAFF INFORMATION

*In full-time equivalents*

Locally hired staff	97
International staff	14
<b>Field positions</b>	<b>111</b>



# TANZANIA

## EXPENSES

*In thousands of €*

Personnel costs	3,583
Travel and transportation	885
Medical and nutrition	1,879
Logistics and sanitation	363
Professional services	15
Communications	117
Office expenses	672
Taxes	5
Grants to external partners	-
Financial expenses	4
Others	41
Depreciation	-
<b>Programmes</b>	<b>7,564</b>
<b>Indirect supply costs</b>	<b>141</b>
<b>Field-related expenses</b>	<b>7,704</b>

## FUNDING

*In thousands of €*

<b>Private and other income</b>	<b>5,794</b>
ECHO and EU institutions	-
EU governments	-
Swiss Agency for Development and Cooperation Department (DDC)	1,259 1,259
<b>Other European governments</b>	
International Humanitarian Assistance Department of Foreign Affairs and Trade Development ( DFATD-IHA) - Canada	649
<b>North American governments</b>	<b>649</b>
UN institutions	-
Municipalities and regional councils - Switzerland	2
<b>Other public institutions</b>	<b>2</b>
<b>Public institutional income</b>	<b>1,910</b>
<b>Funding of field-related costs</b>	<b>7,704</b>

## STAFF INFORMATION

*In full-time equivalents*

Locally hired staff	216
International staff	32
<b>Field positions</b>	<b>248</b>

# TUNISIA

## EXPENSES

*In thousands of €*

Personnel costs	462
Travel and transportation	76
Medical and nutrition	-82
Logistics and sanitation	2
Professional services	27
Communications	8
Office expenses	96
Taxes	3
Grants to external partners	-
Financial expenses	1
Others	-28
Depreciation	-
<b>Programmes</b>	<b>564</b>
<b>Indirect supply costs</b>	<b>241</b>
<b>Field-related expenses</b>	<b>805</b>

## FUNDING

*In thousands of €*

<b>Private and other income</b>	<b>805</b>
ECHO and EU institutions	-
EU governments	-
<b>Other European governments</b>	<b>-</b>
<b>North American governments</b>	<b>-</b>
UN institutions	-
<b>Other public institutions</b>	<b>-</b>
<b>Public institutional income</b>	<b>-</b>
<b>Funding of field-related costs</b>	<b>805</b>

## STAFF INFORMATION

*In full-time equivalents*

Locally hired staff	29
International staff	7
<b>Field positions</b>	<b>36</b>

# TURKEY

## EXPENSES

In thousands of €

Personnel costs	2,722
Travel and transportation	740
Medical and nutrition	4,835
Logistics and sanitation	813
Professional services	88
Communications	169
Office expenses	543
Taxes	76
Grants to external partners	3,265
Financial expenses	134
Others	35
Depreciation	-
<b>Programmes</b>	<b>13,420</b>
<b>Indirect supply costs</b>	<b>353</b>
<b>Field-related expenses</b>	<b>13,773</b>

## FUNDING

In thousands of €

<b>Private and other income</b>	<b>13,773</b>
ECHO and EU institutions	-
EU governments	-
Other European governments	-
North American governments	-
UN institutions	-
Other public institutions	-
<b>Public institutional income</b>	<b>-</b>
<b>Funding of field-related costs</b>	<b>13,773</b>

## STAFF INFORMATION

In full-time equivalents

Locally hired staff	56
International staff	23
<b>Field positions</b>	<b>79</b>

# UGANDA

## EXPENSES

In thousands of €

Personnel costs	8,703
Travel and transportation	3,063
Medical and nutrition	2,135
Logistics and sanitation	2,605
Professional services	89
Communications	414
Office expenses	1,122
Taxes	29
Grants to external partners	-
Financial expenses	12
Others	56
Depreciation	-
<b>Programmes</b>	<b>18,230</b>
<b>Indirect supply costs</b>	<b>254</b>
<b>Field-related expenses</b>	<b>18,483</b>

## FUNDING

In thousands of €

<b>Private and other income</b>	<b>17,086</b>
ECHO and EU institutions	-
EU governments	-
Other European governments	-
International Humanitarian Assistance Department of Foreign Affaires and Trade Development ( DFATD-IHA) - Canada	1,167
<b>North American governments</b>	<b>1,167</b>
UN institutions	-
International Drug Purchase Facility (UNITAID)	63
Other public institutions or public institutions	167
<b>Other public institutions</b>	<b>230</b>
<b>Public institutional income</b>	<b>1,397</b>
<b>Funding of field-related costs</b>	<b>18,483</b>

## STAFF INFORMATION

In full-time equivalents

Locally hired staff	820
International staff	77
<b>Field positions</b>	<b>897</b>

# UKRAINE

## EXPENSES

*In thousands of €*

Personnel costs	2,781
Travel and transportation	407
Medical and nutrition	1,712
Logistics and sanitation	48
Professional services	88
Communications	77
Office expenses	556
Taxes	64
Grants to external partners	-
Financial expenses	9
Others	4
Depreciation	-
<b>Programmes</b>	<b>5,747</b>
<b>Indirect supply costs</b>	<b>50</b>
<b>Field-related expenses</b>	<b>5,796</b>

## FUNDING

*In thousands of €*

<b>Private and other income</b>	<b>5,796</b>
ECHO and EU institutions	-
EU governments	-
Other European governments	-
North American governments	-
UN institutions	-
Other public institutions	-
<b>Public institutional income</b>	<b>-</b>
<b>Funding of field-related costs</b>	<b>5,796</b>

## STAFF INFORMATION

*In full-time equivalents*

Locally hired staff	117
International staff	33
<b>Field positions</b>	<b>150</b>

# UZBEKISTAN

## EXPENSES

*In thousands of €*

Personnel costs	3,686
Travel and transportation	1,283
Medical and nutrition	2,331
Logistics and sanitation	270
Professional services	519
Communications	154
Office expenses	503
Taxes	2
Grants to external partners	-
Financial expenses	103
Others	110
Depreciation	-
<b>Programmes</b>	<b>8,962</b>
<b>Indirect supply costs</b>	<b>128</b>
<b>Field-related expenses</b>	<b>9,091</b>

## FUNDING

*In thousands of €*

<b>Private and other income</b>	<b>9,091</b>
ECHO and EU institutions	-
EU governments	-
Other European governments	-
North American governments	-
UN institutions	-
Other public institutions	-
<b>Public institutional income</b>	<b>-</b>
<b>Funding of field-related costs</b>	<b>9,091</b>

## STAFF INFORMATION

*In full-time equivalents*

Locally hired staff	231
International staff	33
<b>Field positions</b>	<b>264</b>

# VENEZUELA

## EXPENSES

*In thousands of €*

Personnel costs	2,039
Travel and transportation	930
Medical and nutrition	778
Logistics and sanitation	466
Professional services	209
Communications	157
Office expenses	645
Taxes	10
Grants to external partners	-
Financial expenses	254
Others	56
Depreciation	-
<b>Programmes</b>	<b>5,544</b>
<b>Indirect supply costs</b>	<b>149</b>
<b>Field-related expenses</b>	<b>5,693</b>

## FUNDING

*In thousands of €*

<b>Private and other income</b>	<b>5,693</b>
ECHO and EU institutions	-
EU governments	-
Other European governments	-
North American governments	-
UN institutions	-
Other public institutions	-
<b>Public institutional income</b>	<b>-</b>
<b>Funding of field-related costs</b>	<b>5,693</b>

## STAFF INFORMATION

*In full-time equivalents*

Locally hired staff	96
International staff	29
<b>Field positions</b>	<b>125</b>

# YEMEN

## EXPENSES

*In thousands of €*

Personnel costs	30,092
Travel and transportation	8,784
Medical and nutrition	17,359
Logistics and sanitation	1,744
Professional services	629
Communications	446
Office expenses	2,299
Taxes	5
Grants to external partners	89
Financial expenses	15
Others	40
Depreciation	-
<b>Programmes</b>	<b>61,502</b>
<b>Indirect supply costs</b>	<b>1,258</b>
<b>Field-related expenses</b>	<b>62,760</b>

## FUNDING

*In thousands of €*

<b>Private and other income</b>	<b>62,709</b>
ECHO and EU institutions	-
EU governments	-
Other European governments	-
North American governments	-
UN institutions	-
Municipalities and regional councils - Switzerland	51
<b>Other public institutions</b>	<b>51</b>
<b>Public institutional income</b>	<b>51</b>
<b>Funding of field-related costs</b>	<b>62,760</b>

## STAFF INFORMATION

*In full-time equivalents*

Locally hired staff	1,686
International staff	111
<b>Field positions</b>	<b>1,797</b>

# ZIMBABWE

## EXPENSES

*In thousands of €*

Personnel costs	6,463
Travel and transportation	852
Medical and nutrition	1,558
Logistics and sanitation	496
Professional services	373
Communications	192
Office expenses	951
Taxes	15
Grants to external partners	145
Financial expenses	29
Others	242
Depreciation	-
<b>Programmes</b>	<b>11,317</b>
<b>Indirect supply costs</b>	<b>183</b>
<b>Field-related expenses</b>	<b>11,500</b>

## FUNDING

*In thousands of €*

<b>Private and other income</b>	<b>11,335</b>
ECHO and EU institutions	-
Danish Agency for Development Assistance (DANIDA)	-41
<b>EU governments</b>	<b>-41</b>
Other European governments	-
North American governments	-
UN institutions	-
International Drug Purchase Facility (UNITAID)	206
<b>Other public institutions</b>	<b>206</b>
<b>Public institutional income</b>	<b>165</b>
<b>Funding of field-related costs</b>	<b>11,500</b>

## STAFF INFORMATION

*In full-time equivalents*

Locally hired staff	234
International staff	32
<b>Field positions</b>	<b>266</b>

# MEDITERRANEAN SEA OPERATIONS

## EXPENSES

*In thousands of €*

Personnel costs	1,629
Travel and transportation	2,345
Medical and nutrition	339
Logistics and sanitation	2,239
Professional services	295
Communications	91
Office expenses	177
Taxes	28
Grants to external partners	1,752
Financial expenses	1
Others	5
Depreciation	86
<b>Programmes</b>	<b>8,987</b>
<b>Indirect supply costs</b>	<b>4</b>
<b>Field-related expenses</b>	<b>8,991</b>

## FUNDING

*In thousands of €*

<b>Private and other income</b>	<b>8,991</b>
ECHO and EU institutions	-
EU governments	-
Other European governments	-
North American governments	-
UN institutions	-
Other public institutions	-
<b>Public institutional income</b>	<b>-</b>
<b>Funding of field-related costs</b>	<b>8,991</b>

## STAFF INFORMATION

*In full-time equivalents*

Locally hired staff	13
International staff	24
<b>Field positions</b>	<b>37</b>

## OTHER COUNTRIES

### EXPENSES

*In thousands of €*

Personnel costs	6,015
Travel and transportation	3,718
Medical and nutrition	410
Logistics and sanitation	254
Professional services	1,267
Communications	149
Office expenses	869
Taxes	11
Grants to external partners	1,146
Financial expenses	8
Others	692
Depreciation	293
<b>Programmes</b>	<b>14,831</b>
<b>Indirect supply costs</b>	<b>395</b>
<b>Field-related expenses</b>	<b>15,229</b>

### FUNDING

*In thousands of €*

<b>Private and other income</b>	<b>12,061</b>
<b>ECHO and EU institutions</b>	-
Danish Agency for Development Assistance (DANIDA) - Denmark	493
Ministry of Foreign Affairs (MAE) - Luxembourg	5
<b>EU governments</b>	<b>498</b>
Swiss Agency for Development and Cooperation Department (DDC)	1,511
<b>Other European governments</b>	<b>1,511</b>
<b>North American governments</b>	-
<b>UN institutions</b>	-
The Global Fund to Fight AIDS, Tuberculosis and Malaria (GFATM)	727
International Drug Purchase Facility (UNITAID)	430
<b>Other public institutions</b>	<b>1,157</b>
<b>Public institutional income</b>	<b>3,167</b>
<b>Funding of field-related costs</b>	<b>15,227</b>

### STAFF INFORMATION

*In full-time equivalents*

Locally hired staff	149
International staff	107
<b>Field positions</b>	<b>256</b>

## TRANSVERSAL ACTIVITIES\*

### EXPENSES

*In thousands of €*

Personnel costs	3,190
Travel and transportation	486
Medical and nutrition	37
Logistics and sanitation	-7
Professional services	815
Communications	55
Office expenses	588
Taxes	-
Grants to external partners	-
Financial expenses	-
Others	105
Depreciation	278
<b>Programmes</b>	<b>5,547</b>
<b>Indirect supply costs</b>	<b>176</b>
<b>Field-related expenses</b>	<b>5,723</b>

### FUNDING

*In thousands of €*

<b>Private and other income</b>	<b>1,737</b>
<b>ECHO and EU institutions</b>	-
<b>EU governments</b>	-
<b>Other European governments</b>	-
<b>North American governments</b>	-
<b>UN institutions</b>	-
International Drug Purchase Facility (UNITAID)	3,986
<b>Other public institutions</b>	<b>3,986</b>
<b>Public institutional income</b>	<b>3,986</b>
<b>Funding of field-related costs</b>	<b>5,723</b>

### STAFF INFORMATION

*In full-time equivalents*

Locally hired staff	-
International staff	-
<b>Field positions</b>	<b>-</b>

\* Transversal activities are activities covering more than one country not accounted for in individual country programmes.

# ABOUT THIS REPORT

## **Editors**

Marisol Gajardo, Senior International Finance Officer, with Gabriel Lebailly, International Financial Information Systems Manager, and Arnaud Levery, International Finance Coordinator

## **Editorial support**

Catherine Wilson, Online Editor

## **Special thanks to**

All finance directors, accounting managers and other finance staff who contributed data and information to make the production of these combined Financial Statements possible.

## **Graphic design and artwork**

ACW, London, UK  
[www.acw.uk.com](http://www.acw.uk.com)



Médecins Sans Frontières (MSF) is an international, independent, medical humanitarian organisation that delivers emergency aid to people affected by armed conflict, epidemics, exclusion from healthcare and natural disasters. MSF offers assistance to people based on need and irrespective of race, religion, gender or political affiliation.

**MSF International**

78 Rue de Lausanne, Case Postale 1016, CH-1211, Geneva 1, Switzerland  
Tel: +41 (0)22 849 84 84, Fax: +41 (0)22 849 84 04, [www.msf.org](http://www.msf.org)