



Index Overview

FTSE
Russell

FTSE Global Climate Index Series

Integrating climate change measures into benchmarks

Overview

Climate change is expected to have profound impacts on the prospects and performance of companies across a variety of industrial sectors. Many investors now regard climate change as an investment issue. In portfolio design investors increasingly want to hedge climate risks and gain exposure to upsides that climate change may bring to companies.

The FTSE Global Climate Index Series goes beyond traditional low carbon indexes by considering green revenues alongside carbon emissions and fossil fuel reserves. The index series methodology is designed to reflect the performance of a global and diversified basket of securities where their weights are varied to account for risks and opportunities associated with climate change.

Benefits

- Utilizes FTSE Russell's Green Revenues data model which is a market leading dataset of company exposure to green product and service-related revenues
- Minimizes industry bias through sector neutral application of carbon emissions adjustment
- Follows FTSE Russell's leading 'Tilt-Tilt' methodology for multi-factor index construction – delivers greater exposure to climate adjustments, in a more controlled manner, than alternative methods

The FTSE Global Climate Index Series consists of the following indexes:




FTSE Global Climate Index Series	Review month
FTSE All-World ex CW ¹ Climate Index	September
FTSE All-World ex CW ¹ ex UN Controversies Climate Index	September
Russell 1000 [®] Climate Index	June

¹ Controversial weapons

Features

- Constituent weights are adjusted based on three climate change-related measures:
 - Fossil Fuel Reserves
 - Carbon Emissions
 - Green Revenues
- FTSE Russell's Green Revenues data model can be used to incorporate potential upside from expected rise in demand for green products
- Follows FTSE Global Factor Index Series methodology to address concerns about liquidity, capacity, diversification and turnover
- A transparent, rules-based construction process

Climate change measures and definitions

Measure	Objective	Definition	Mechanism
Fossil Fuel Reserves ² 	<p>Most carbon risk is associated with what is frequently termed “stranded assets”; these are fossil fuels reserves. To achieve the targets agreed by governments at the COP21 Summit a significant proportion of these reserves may never be usable.</p> <p>The objective is to underweight companies with fossil fuel reserves.</p>	<p>Carbon Reserve Intensity is defined as the estimated CO₂ equivalent greenhouse gas (GHG) emissions in metric tons through the use and combustion of the recoverable coal, oil and gas reserves scaled by full market capitalization (in USD).</p>	<ul style="list-style-type: none"> • Exclude Pure Coal Miners • Coal Owners: Weight adjustment of 0.25 • Oil & Gas Producers and Oil Equipment, Services & Distribution: Weight adjustment of 0.75 • Oil & Gas Producers: Tilted to lower carbon intensity reserves per dollar of equity
Operational Carbon Emissions ² 	<p>Companies with higher levels of emissions per unit revenue (i.e. are less carbon efficient) will face greater costs assuming costs associated with GHG emissions rise.</p> <p>The objective is to over or underweight companies according to their GHG emissions.</p>	<p>The annual Operational Carbon Emissions of CO₂ equivalent GHG emissions in metric tons scaled by annual sales in excess of the ICB[®] sector average.</p>	<ul style="list-style-type: none"> • Tilt to low operational carbon emissions (relative to Sector average) • Sector neutral adjustment
Green Revenues 	<p>The objective is to overweight companies providing solutions to environmental challenges, that are part of the transition to a green economy.</p>	<p>Green Revenues as a percentage of total revenues</p>	<ul style="list-style-type: none"> • 1+ Minimum Proportion of Green Revenues • Companies with no Green Revenues have a neutral adjustment of 1

² Fossil Fuel Reserves and Operational Carbon Emissions data is sourced from Trucost

Index Construction Process

Starting universe

Start with market capitalization weighted index:

- FTSE All-World Index
- Russell 1000 Index

Step 1

Exclude companies

For the FTSE All-World ex CW Climate Index, exclude companies that produce 'controversial weapons': Cluster Munitions, Anti-Personnel Mines, chemical or biological weapons.

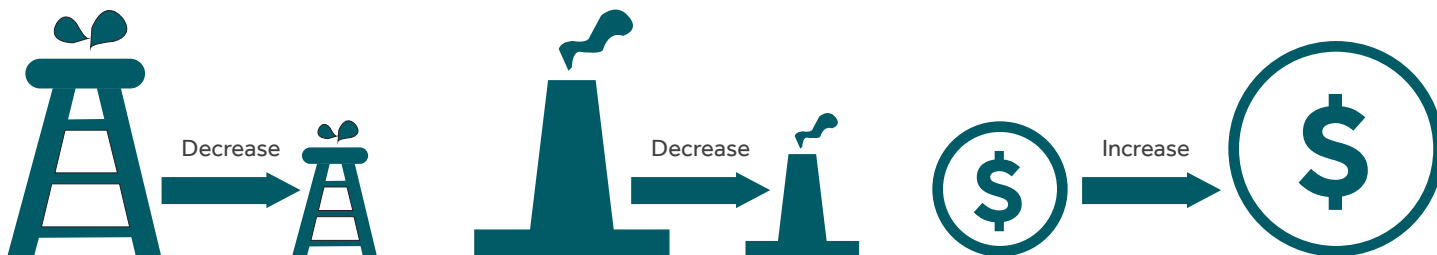
For the FTSE All-World ex CW ex UN Controversies Climate Index, apply a product-based exclusion to remove companies involved with controversial weapons and a conduct-based exclusion based on the United Nations Global Compact principles.

The exclusion step only applies to the FTSE All-World ex CW Climate Index and the FTSE All-World ex CW ex UN Controversies Climate Index, as exclusions do not apply to all indexes in the series.

Step 1 > **Step 2**

Translate scores into index weights

Decrease the weight of constituents based on their exposure to fossil fuels or carbon emissions and increase weight of constituents with Green Revenues.



Step 1 > **Step 2** > **Step 3**

Narrow index and constrain final weights

Remove stocks which do not contribute to the overall factor objective, whilst ensuring that diversification constraints are not breached.

The following constraints are applied during this process:

- Country and Industry weight constraints
- Maximum stock level capacity ratio
- Minimum stock weight

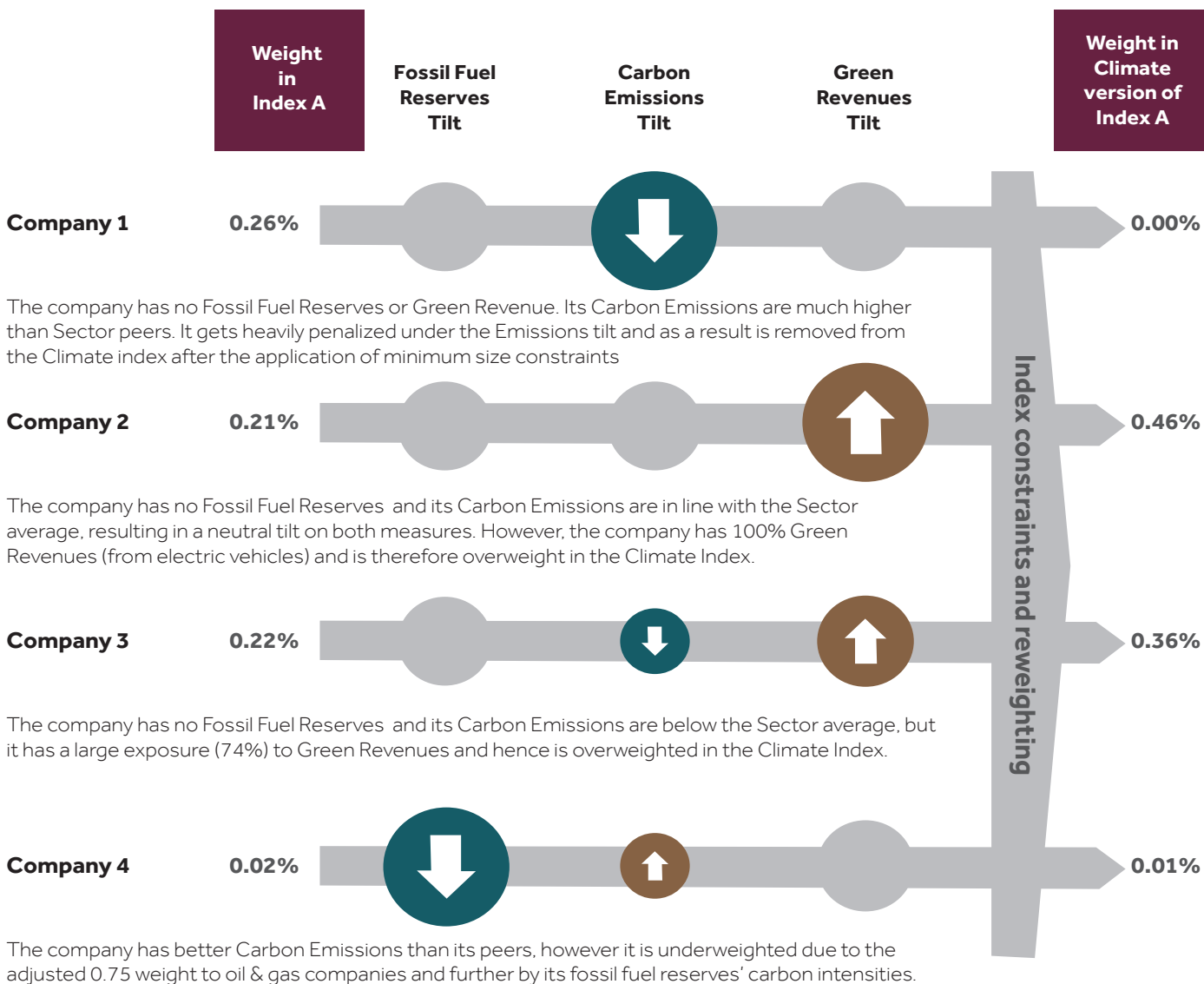
Step 1 > **Step 2** > **Step 3** > **Step 4**

Publish and Review Index

The indexes are reviewed annually to update for newly eligible stocks, changes in exposure to fossil fuels, carbon emissions and green revenues.

A case study: Tilt-tilt methodology

Constituent weights are derived using FTSE Russell's 'Tilt-Tilt' methodology. Factor scores are combined with the underlying market capitalization weight (or other starting universe) to create a factor weight for each constituent. The weight is rescaled (to sum to 100%), the index can be narrowed, and constraints are applied to arrive at the final weight in the factor index.



Source: FTSE Russell. For illustrative purposes only.

For more information about our indexes, please visit ftserussell.com.

© 2019 London Stock Exchange Group plc and its applicable group undertakings (the "LSE Group"). The LSE Group includes (1) FTSE International Limited ("FTSE"), (2) Frank Russell Company ("Russell"), (3) FTSE Global Debt Capital Markets Inc. and FTSE Global Debt Capital Markets Limited (together, "FTSE Canada"), (4) MTSNext Limited ("MTSNext"), (5) Mergent, Inc. ("Mergent"), (6) FTSE Fixed Income LLC ("FTSE FI") and (7) The Yield Book Inc ("YB"). All rights reserved.

FTSE Russell® is a trading name of FTSE, Russell, FTSE Canada, MTSNext, Mergent, FTSE FI, YB. "FTSE®", "Russell®", "FTSE Russell®", "MTS®", "FTSE4Good®", "ICB®", "Mergent®", "The Yield Book®", and all other trademarks and service marks used herein (whether registered or unregistered) are trademarks and/or service marks owned or licensed by the applicable member of the LSE Group or their respective licensors and are owned, or used under licence, by FTSE, Russell, MTSNext, FTSE Canada, Mergent, FTSE FI, YB. FTSE International Limited is authorised and regulated by the Financial Conduct Authority as a benchmark administrator.

All information is provided for information purposes only. All information and data contained in this publication is obtained by the LSE Group, from sources believed by it to be accurate and reliable. Because of the possibility of human and mechanical error as well as other factors, however, such information and data is provided "as is" without warranty of any kind. No member of the LSE Group nor their respective directors, officers, employees, partners or licensors make any claim, prediction, warranty or representation whatsoever, expressly or impliedly, either as to the accuracy, timeliness, completeness, merchantability of any information or of results to be obtained from the use of the FTSE Russell Indexes or the fitness or suitability of the FTSE Russell Indexes for any particular purpose to which they might be put. Any representation of historical data accessible through FTSE Russell Indexes is provided for information purposes only and is not a reliable indicator of future performance.

No responsibility or liability can be accepted by any member of the LSE Group nor their respective directors, officers, employees, partners or licensors for (a) any loss or damage in whole or in part caused by, resulting from, or relating to any error (negligent or otherwise) or other circumstance involved in procuring, collecting, compiling, interpreting, analysing, editing, transcribing, transmitting, communicating or delivering any such information or data or from use of this document or links to this document or (b) any direct, indirect, special, consequential or incidental damages whatsoever, even if any member of the LSE Group is advised in advance of the possibility of such damages, resulting from the use of, or inability to use, such information.

No member of the LSE Group nor their respective directors, officers, employees, partners or licensors provide investment advice and nothing contained in this document or accessible through FTSE Russell Indexes, including statistical data and industry reports, should be taken as constituting financial or investment advice or a financial promotion.

Past performance is no guarantee of future results. Charts and graphs are provided for illustrative purposes only. Index returns shown may not represent the results of the actual trading of investable assets. Certain returns shown may reflect back-tested performance. All performance presented prior to the index inception date is back-tested performance. Back-tested performance is not actual performance, but is hypothetical. The back-test calculations are based on the same methodology that was in effect when the index was officially launched. However, back-tested data may reflect the application of the index methodology with the benefit of hindsight, and the historic calculations of an index may change from month to month based on revisions to the underlying economic data used in the calculation of the index.

This publication may contain forward-looking assessments. These are based upon a number of assumptions concerning future conditions that ultimately may prove to be inaccurate. Such forward-looking assessments are subject to risks and uncertainties and may be affected by various factors that may cause actual results to differ materially. No member of the LSE Group nor their licensors assume any duty to and do not undertake to update forward-looking assessments.

No part of this information may be reproduced, stored in a retrieval system or transmitted in any form or by any means, electronic, mechanical, photocopying, recording or otherwise, without prior written permission of the applicable member of the LSE Group. Use and distribution of the LSE Group data requires a licence from FTSE, Russell, FTSE Canada, MTSNext, Mergent, FTSE FI, YB and/or their respective licensors.

About FTSE Russell

FTSE Russell is a leading global index provider creating and managing a wide range of indexes, data and analytic solutions to meet client needs across asset classes, style and strategies. Covering 98% of the investable market, FTSE Russell indexes offer a true picture of global markets, combined with the specialist knowledge gained from developing local benchmarks around the world.

FTSE Russell index expertise and products are used extensively by institutional and retail investors globally. For over 30 years, leading asset owners, asset managers, ETF providers and investment banks have chosen FTSE Russell indexes to benchmark their investment performance and create investment funds, ETFs, structured products and index-based derivatives. FTSE Russell indexes also provide clients with tools for asset allocation, investment strategy analysis and risk management.

A core set of universal principles guides FTSE Russell index design and management: a transparent rules-based methodology is informed by independent committees of leading market participants. FTSE Russell is focused on index innovation and customer partnership applying the highest industry standards and embracing the IOSCO Principles. FTSE Russell is wholly owned by London Stock Exchange Group.

For more information, visit ftserussell.com.

To learn more, visit ftserussell.com; email info@ftserussell.com; or call your regional Client Service Team office:

EMEA

+44 (0) 20 7866 1810

North America

+1 877 503 6437

Asia-Pacific

Hong Kong +852 2164 3333

Tokyo +81 3 4563 6346

Sydney +61 (0) 2 8823 3521