

2022 Economic Census Snapshot

Selected Statistics From the 2022 Economic Census of Island Areas

COMMONWEALTH OF THE NORTHERN MARIANA ISLANDS



Did You Know?

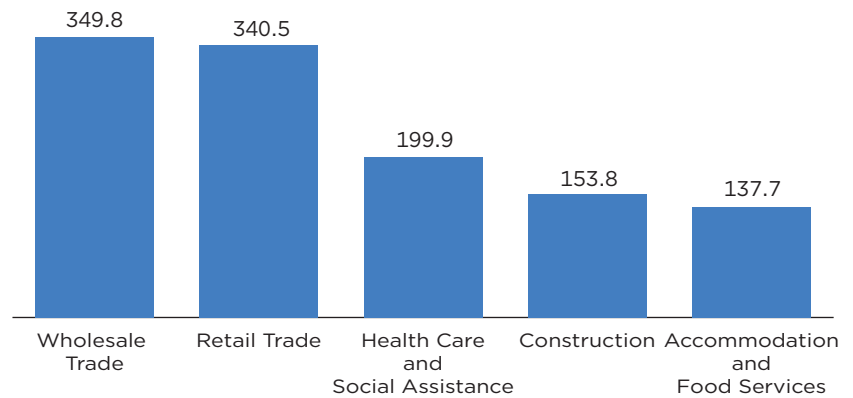
Establishments in the Wholesale Trade (NAICS 42) sector in the Commonwealth of the Northern Mariana Islands reported average revenue per establishment of \$3.93 million in 2022. The average revenue per establishment across All Sectors (NAICS 00) was \$1.16 million.

Establishments in Wholesale Trade reported revenue per employee of \$386,113 in 2022. The average revenue per employee across All Sectors (NAICS 00) was \$122,240.

Establishments in Wholesale Trade reported payroll per employee of \$20,105 in 2022. The average payroll per employee across All Sectors (NAICS 00) was \$23,353.

The **2022 Economic Census of Island Areas** provides comprehensive data on “sales” and other measures of employer business output for nearly every sector of the economy at the state-equivalent and local area levels by 2- through 5-digit codes from the 2022 North American Industry Classification System (NAICS).


Top 5 Sectors by Sales, Value of Shipments, or Revenue: 2022 (In millions of dollars)



Source: U.S. Census Bureau, 2022 Economic Census of Island Areas.

Detailed industry data from the 2022 Economic Census of Island Areas are available for the Commonwealth of the Northern Mariana Islands as a whole and for each municipality (county-equivalent).

Number of Establishments by Municipality: 2022



Source: U.S. Census Bureau, 2022 Economic Census of Island Areas.

Accessing the Data

To access the data released for the Commonwealth of the Northern Mariana Islands from the 2022 Economic Census, visit <https://data.census.gov> and use the following steps:

- Enter “IA22” in the “Search” field.
- Click on “Filters.”
- Under “Geography,” select “State.”
- Select “Commonwealth of the Northern Mariana Islands.”
- Close the filter to view the 2022 Economic Census tables for Commonwealth of the Northern Mariana Islands.

2022 Economic Census Snapshot

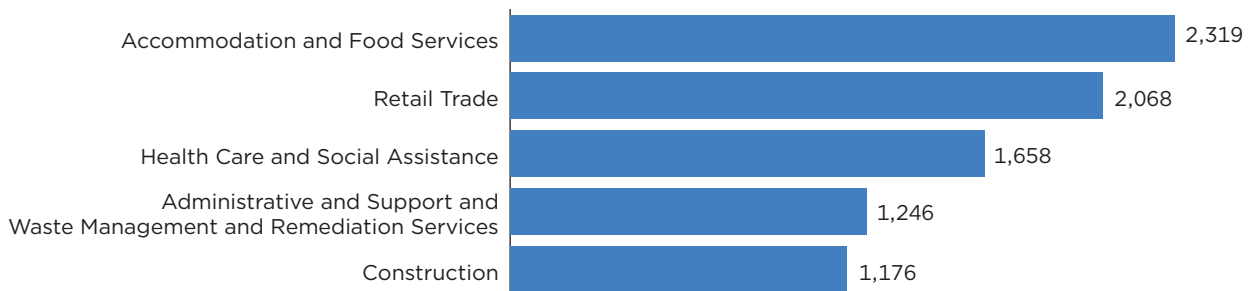
Selected Statistics From the 2022 Economic Census of Island Areas

COMMONWEALTH OF THE NORTHERN MARIANA ISLANDS



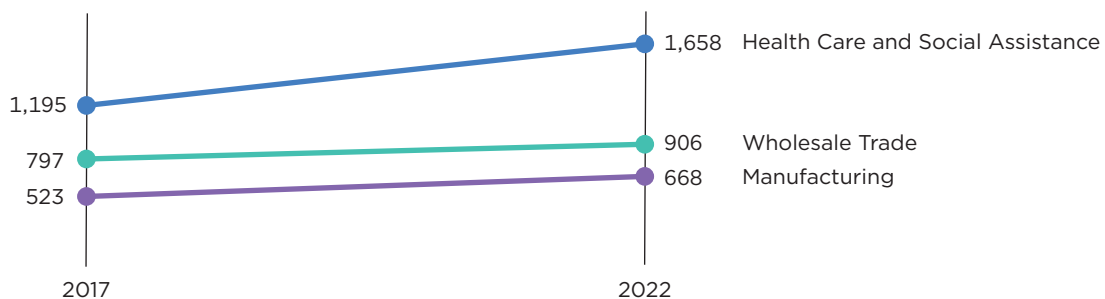
The Economic Census also includes data on employment and payroll by sector. Comparing with previous Economic Census data can help identify shifts in the island economy and its workforce.

Top 5 Sectors by Number of Employees: 2022



Source: U.S. Census Bureau, 2022 Economic Census of Island Areas.

Change in Employment for Selected Sectors: 2017-2022



Source: U.S. Census Bureau, 2022 Economic Census of Island Areas.

Contact Us

To learn more about the Economic Census, visit www.census.gov/EconomicCensus.

For Economic Census information specific to Island Areas, visit www.census.gov/programs-surveys/economic-census/island-areas/2022.html.

For general Economic Census information and industry-specific questions, please contact the U.S. Census Bureau at ewd.outreach@census.gov or by phone at (301) 763-5154 or (800) 242-2184.

For specific questions about Island Areas data, please contact the Island Areas staff at (301) 763-3314.

The Census Bureau has reviewed this data product to ensure appropriate access, use, and disclosure avoidance protection of the confidential source data (Project No. P-7504609, Disclosure Review Board [DRB] approval number: CBDRB-FY24-0044).