

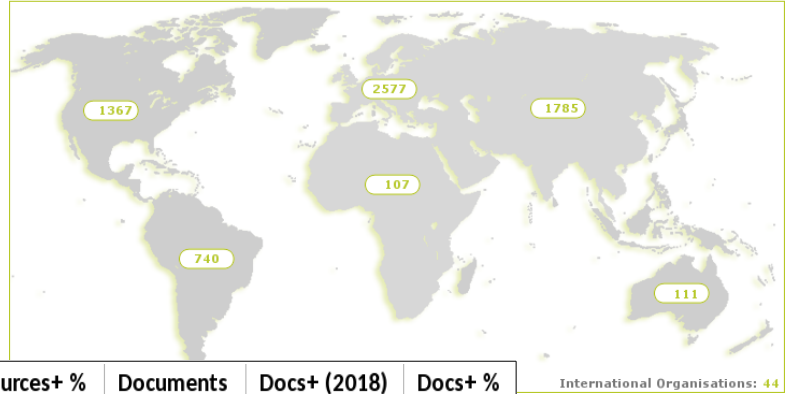
BASE Statistics 2018

139.8 m documents
 6731 sources
 132 countries and territories

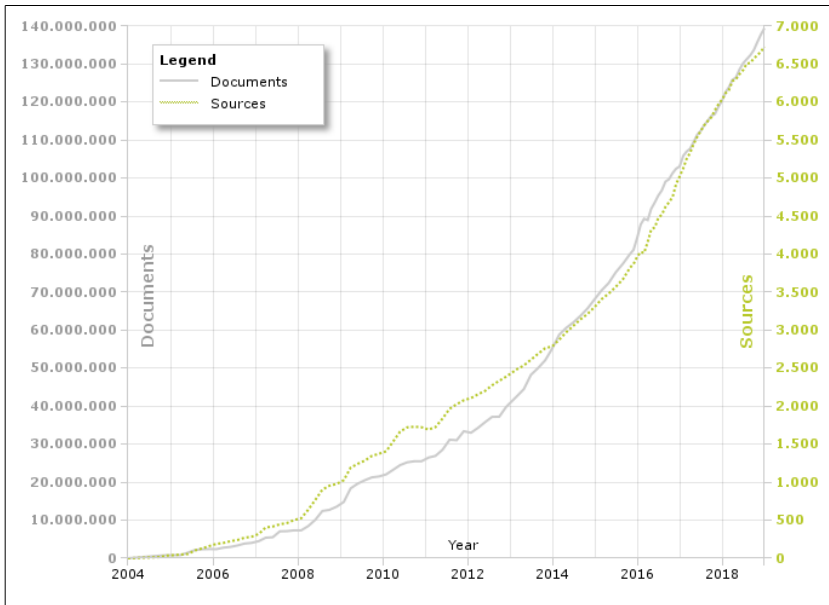
Index growth in 2018:

Documents +19.4 m (+16%)
 Sources +689 (+11%)
 Countries +4 (Azerbaijan, Barbados, Iraq, Rwanda)

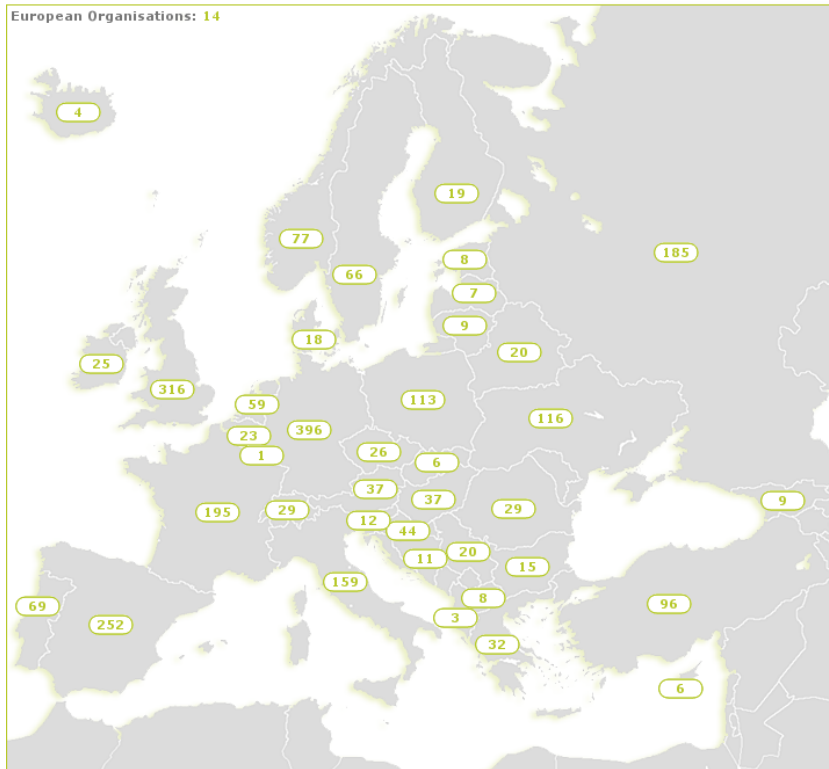
Sources indexed by BASE world wide by continent: (6731 in total)



	Sources (2018)	Sources+	Sources+ %	Documents	Docs+ (2018)	Docs+ %
BASE Index	6731	689	11%	139,828,523	19,438,068	16%



Sources indexed by BASE in Europe by country: (2577 in total)



Sources by Country

Indonesia now 2nd, Russia and Canada switched places. 16 countries with 100+ sources in BASE Index.

Country	Sources (2018)	Sources+
United States of America	1091	69
Indonesia	756	273
Japan	562	12
Germany	396	28
United Kingdom	316	15
Brazil	309	17
Spain	252	40
France	195	8
Russia	185	27
Canada	174	10
Italy	159	4
India	149	3
Colombia	119	11
Peru	116	14
Ukraine	116	11
Poland	113	4

Sources+ by Country

Indonesia with biggest growth (mainly e-journal server / OJS). 15 countries with +10 or more sources.

Country	Sources (2018)	Sources+	Sources+ %
Indonesia	756	273	57%
United States of America	1091	69	7%
Spain	252	40	19%
Croatia	44	32	267%
Germany	396	28	8%
Russia	185	27	17%
Ecuador	57	18	46%
Brazil	309	17	6%
United Kingdom	316	15	5%
Peru	116	14	14%
Japan	562	12	2%
Colombia	119	11	10%
Ukraine	116	11	10%
Turkey	96	11	13%
Canada	174	10	6%

Sources+ % by Country (20+ Sources)

17 countries with growth of at least 10%. Numbers of sources from Croatia nearly quadrupled.

Country	Sources (2018)	Sources+	Sources+ %
Croatia	44	32	267%
Indonesia	756	273	57%
Cuba	21	7	50%
Ecuador	57	18	46%
Pakistan	34	9	36%
Spain	252	40	19%
Belarus	20	3	18%
Russia	185	27	17%
Peru	116	14	14%
Ireland	25	3	14%
Turkey	96	11	13%
Austria	37	4	12%
Argentina	75	8	12%
Serbia	20	2	11%
Ukraine	116	11	10%
Colombia	119	11	10%
Malaysia	33	3	10%

Documents+ by Country

21 countries with growth of more than 100 K docs. Germany, USA, France and Int. Organisations: Growth of more than 1 m documents.

Country	Sources (2018)	Docs+ (2018)	Docs+ %
Germany	396	5,017,719	31%
United States of America	1091	3,868,661	9%
France	195	1,485,067	17%
International Organisations	44	1,392,858	24%
Spain	252	995,841	22%
Russia	185	772,016	43%
Italy	159	609,895	17%
Switzerland	29	568,482	25%
Poland	113	537,184	19%
United Kingdom	316	436,652	9%
Indonesia	756	431,928	32%
Brazil	309	333,438	16%
Canada	174	267,250	18%
Australia	89	247,246	9%
European Organisations	14	228,155	62%
Belgium	23	188,132	12%
Croatia	44	151,426	66%
Netherlands	59	140,846	10%
Denmark	18	131,542	13%
Japan	562	128,455	5%
South Korea	17	127,418	39%

Documents+ % by Country

14 countries with at least growth of 25%. Croatia, Peru and EU Organisations with biggest percentage growth.

Country	Documents	Docs+ %
Croatia	381,747	66%
Peru	212,705	63%
European Organisations	593,622	62%
Russia	2,557,977	43%
Venezuela	127,435	40%
South Korea	453,994	39%
Indonesia	1,765,300	32%
Germany	21,055,976	31%
Latvia	54,349	31%
Thailand	208,029	29%
Serbia	82,894	29%
Ecuador	273,822	29%
Norway	231,392	28%
Switzerland	2,800,293	25%