

# Pharmacy Education: Student Pharmacist Q&A

## Who is the Student Pharmacist?

As of Fall 2012, **61,275** students were enrolled in a Pharm.D. program

**50.1%** had a bachelor's degree before entering a Doctor of Pharmacy program\*

**80.2%** worked in a community pharmacy at some point while pursuing their degree\*

**86.4%** worked while pursuing their first professional Pharm.D. program\*

**53.2%** White

**23.6%** Asian

**Underrepresented minorities compose 12.4% of Pharm.D. 1 enrollments\***

**6.9%** Black or African American

**1.0%** Native Hawaiian or Pacific Islander

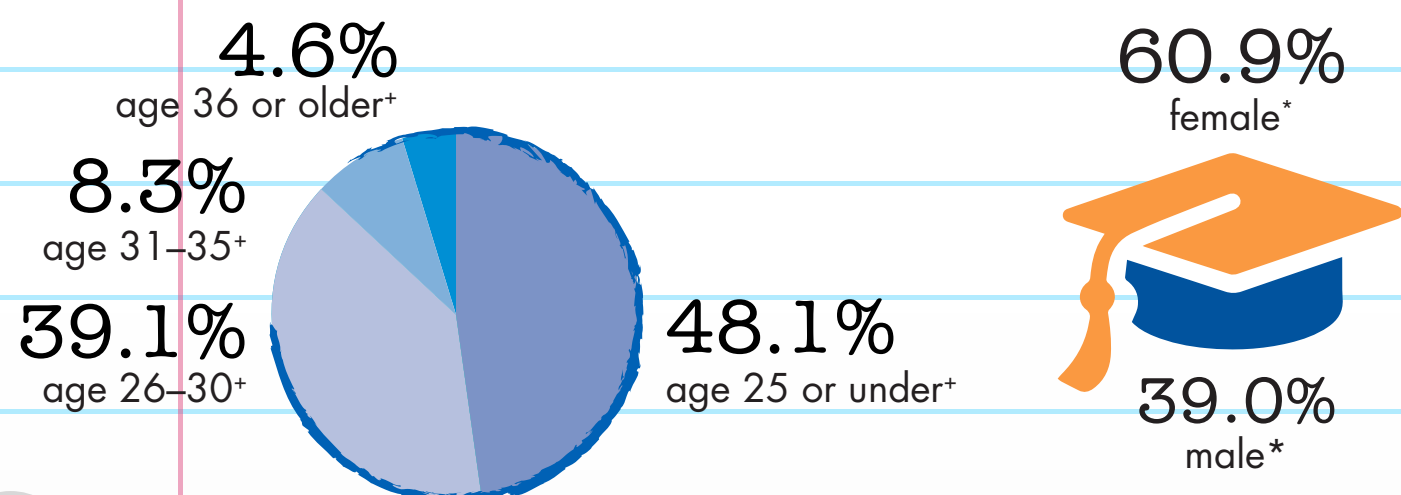
**4.1%** Hispanic or Latino

**0.4%** American Indian or Alaska Native

**1.6%** Two or More Races

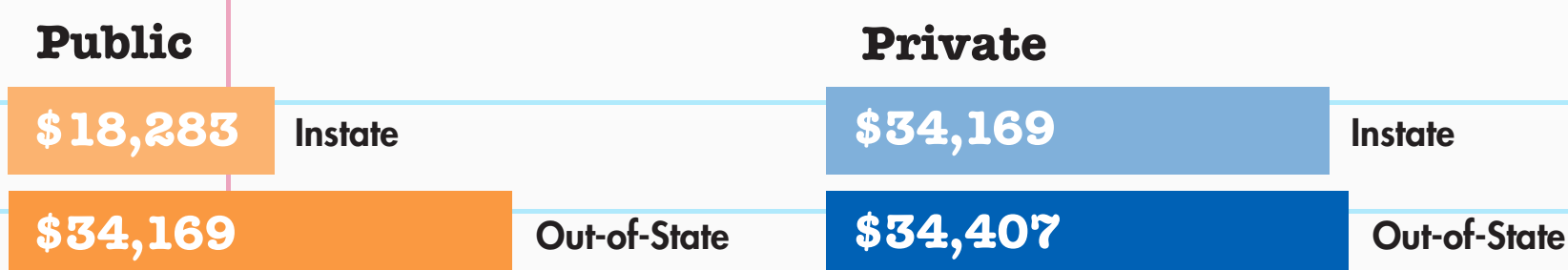
**2.8%** International/Foreign

**6.4%** Unknown

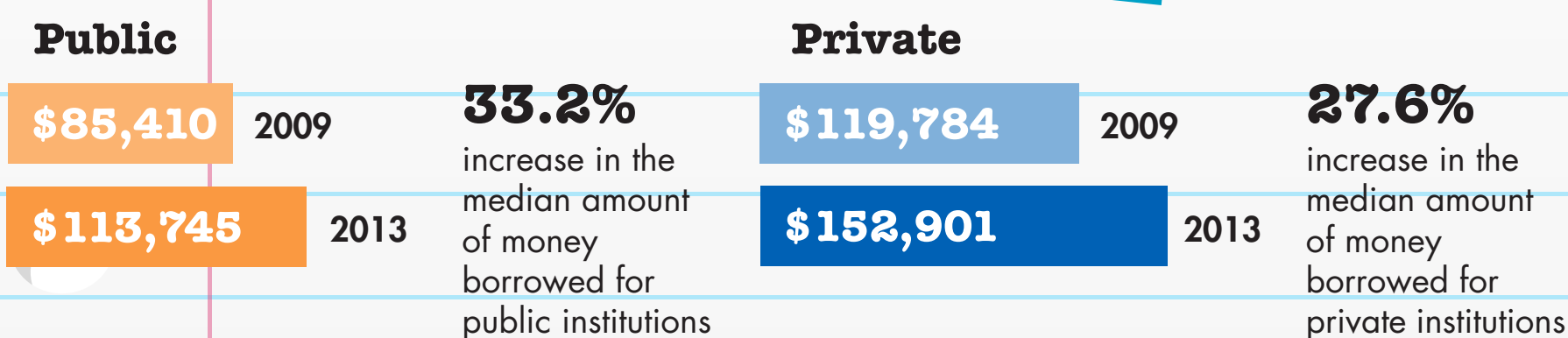


## How Much Does a Pharm.D. Education Cost?

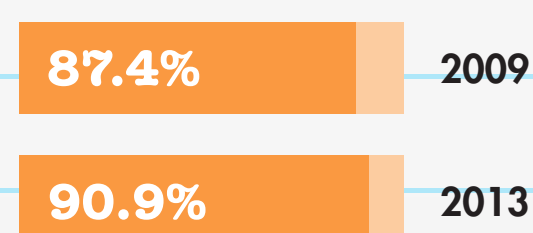
Average first year Pharm.D. tuition, 2013-14#



Median amount of money borrowed by students at the time of graduation@+



Percentage of students who reported borrowing money to help pay for college expenses in the Pharm.D. program:



## What is the ROI?

(return on investment)

Although student pharmacists have an increasing debt burden, pharmacist salaries are still much higher than the national average.



The median wage of current working pharmacists, reported in May 2010 by the Bureau of Labor Statistics, was **\$111,570** per year, compared to **\$33,840** for all occupations.

## A Bright Future

Despite the increasing debt burden from pursuing a professional degree, students surveyed in the graduating student survey indicate that the majority feel positive about their choice to study pharmacy.

**94.7%** of students surveyed indicated\* they are prepared to enter pharmacy practice.

**83.9%** of students surveyed indicated\* that if they were starting their college career over again they would choose to study pharmacy.

**82.8%** of students surveyed indicated\* they would recommend a career in pharmacy to a friend or relative.

\*indicated = strongly agreed or agreed  
Source: AACP 2013 Graduating Student Survey

\*AACP Fall 2012 Profile of Pharmacy Students  
 \*AACP 2009 Graduating Student Survey  
 \*AACP 2013 Graduating Student Survey  
 \*AACP 2013/14 Tuition Survey  
 #Bureau of Labor Statistics, U.S. Department of Labor, Occupational Outlook Handbook, 2012-13 Edition, Pharmacists, on the Internet at <http://www.bls.gov/ooh/healthcare/pharmacists.htm> (visited November 30, 2012).