


U²C TOD STUDY



JACKSONVILLE
TRANSPORTATION
AUTHORITY


Downtown Community Profile



TRANSIT-ORIENTED DEVELOPMENT

Population

	Downtown	City
Residents	825	925,142
Growth % (2010-2019)	8%	13%
Workers	25,568	525,597



Residents

- >\$25K
- \$25K-\$50K
- \$50K-\$75K
- \$75K-\$100K
- \$100K+

- White Alone
- Black Alone
- Asian Alone
- Other


- High School or Less
- Some College or Bachelor's Degree
- Advanced Degree



68%
make less than \$50K
47% City

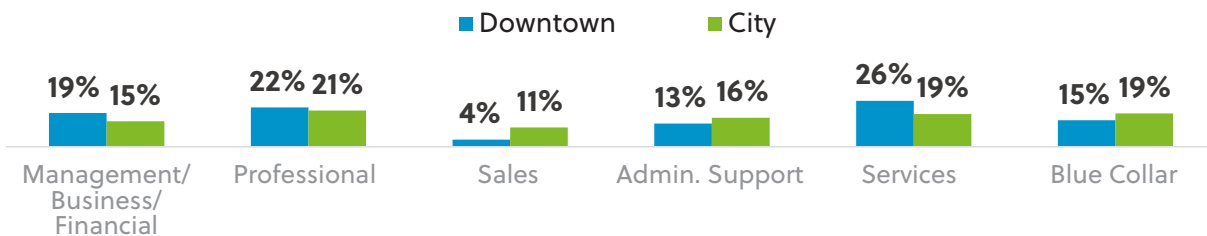


64%
non-white
31% City



63%
have some college or more
66% City

Employment



Commute

71%
of Workers Drive to Work

Housing & Social

	Downtown	City
Owner Households	21%	50%
Renter Households	58%	40%
Average Vacancy	21%	10%
Residents in Poverty	22%	13%

Community Assets

# of Libraries	1	# of Cultural Institutions	6
# of Community Centers	3	# of Parks	2
# of Religious Institutions	9	# of Hospitals	2

Sources: U.S. Census Bureau, 2014-2018 American Community Survey.
U.S. Census Bureau, Census 2010 Summary. Esri forecasts for 2019