


U²C TOD STUDY

East Corridor Community Profile



JACKSONVILLE
TRANSPORTATION
AUTHORITY



TRANSIT-ORIENTED DEVELOPMENT

Population

	East	City
Residents	554	925,142
Growth % (2010-2019)	8%	13%
Workers	16,084	525,597



Residents


- >\$25K
- \$25K-\$50K
- \$50K-\$75K
- \$75K-\$100K
- \$100K+
- White Alone
- Black Alone
- Asian Alone
- Other
- High School or Less
- Some College or Bachelor's Degree
- Advanced Degree



70%
make less than \$50K
47% City

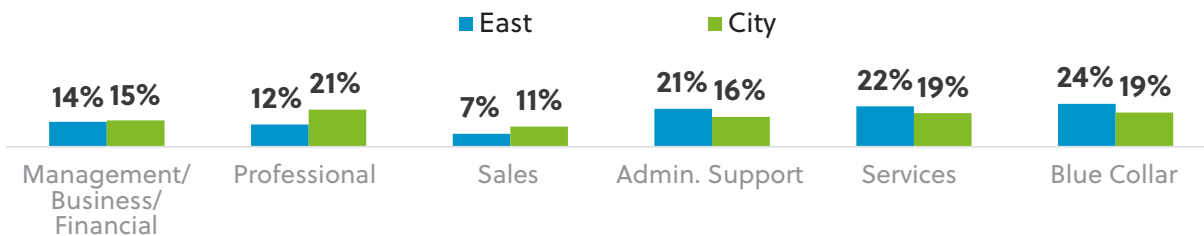


65%
non-white
31% City



49%
have some college or more
66% City

Employment



Commute

50%
of Workers Drive to Work

Housing & Social

	East	City
Owner Households	21%	50%
Renter Households	56%	40%
Average Vacancy	23%	10%
Residents in Poverty	18%	13%

Community Assets

# of Libraries	1	# of Cultural Institutions	1
# of Community Centers	1	# of Parks	1
# of Religious Institutions	2	# of Hospitals	0

Sources: U.S. Census Bureau, 2014-2018 American Community Survey.
U.S. Census Bureau, Census 2010 Summary. Esri forecasts for 2019