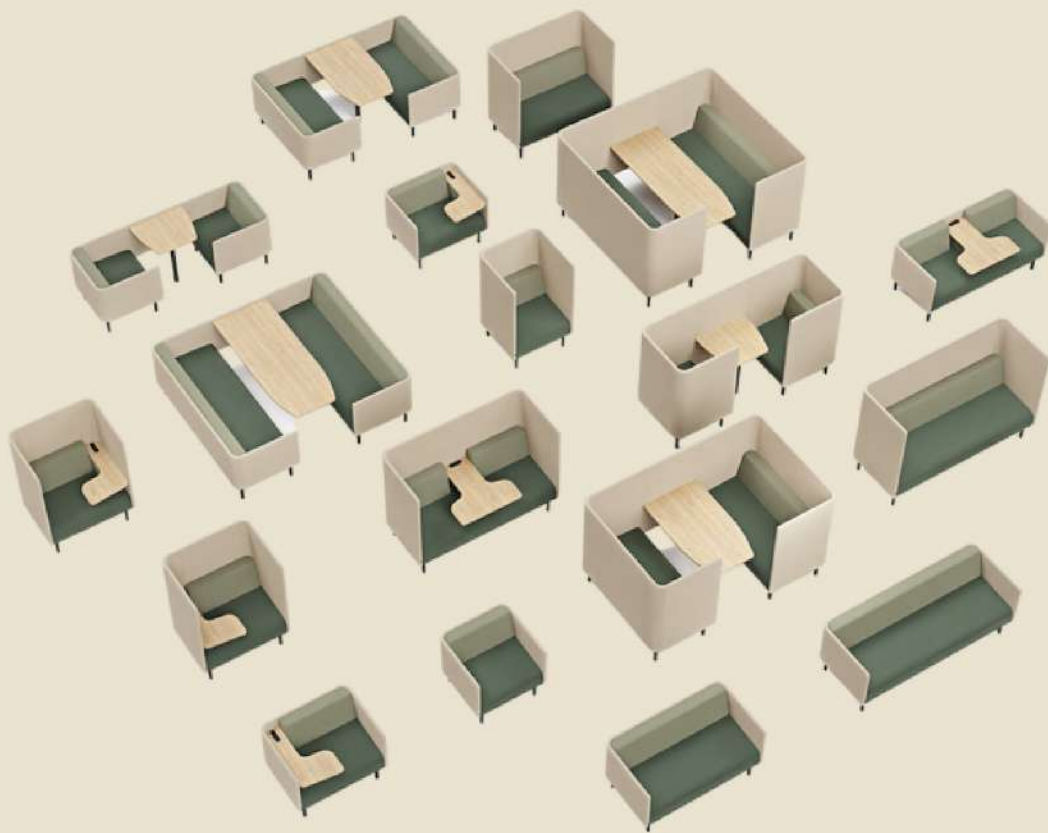


Collab Lounges



The 'wall-around'.

Collab is a comprehensive family of lounge units, using a unique 'wall-around' construction method to create clean, indistinct lines, providing a minimalist feel and simplifying the production process.

The self-supporting thin wall surround provides a robust structure with minimal material, an engineering innovation ensuring efficiency, durability, and long-term sustainability.

Features

- Made in Australia
- Comprehensive family range of units
- Available in Sofa, Tall Back and Focus Booths
- Self-supporting thin wall surround
- Subtle curves and upholstery details for a minimalist design
- Two-tone upholstery available
- Metal Legs

Finishes

- Upholstery: Select from fabrics / leathers or fabric of your choice
- P/C Legs: Black or White
- Tabletop: Polytec/Laminex

COMPREHENSIVE FAMILY

Collab is a complete family of designs for sofa, tall back and focus scenarios. The homogenous range consistency provides a well-resolved solution for every design instance, hitting a refined balance between contemporary style and timeless functionality.

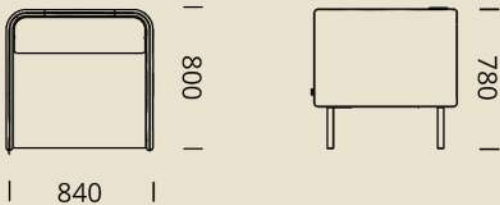


DIMENSIONS (MM) -
Collab UNITS - STANDARD BACK

1-Seater Straight



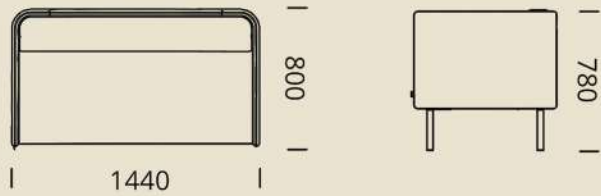
Collab-SB-1SST



2-Seater Straight



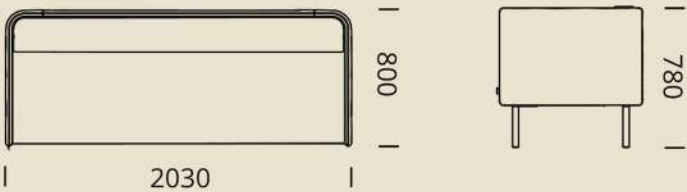
Collab-SB-2SST



3-Seater Straight



Collab-SB-3SST

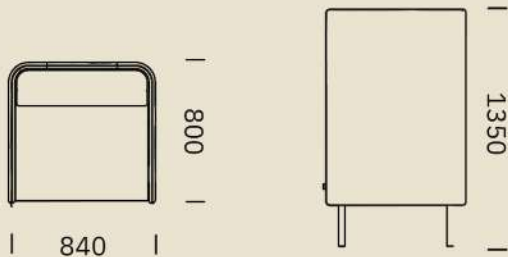


DIMENSIONS (MM) -
Collab UNITS - TALL BACK

1-Seater Straight



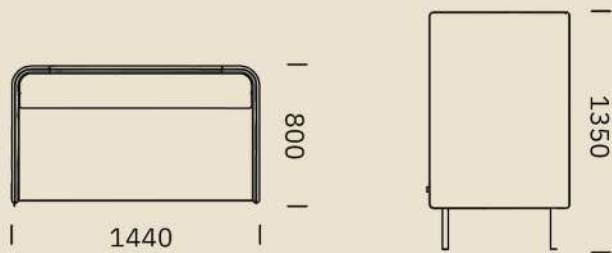
Collab-TB-1SST



2-Seater Straight



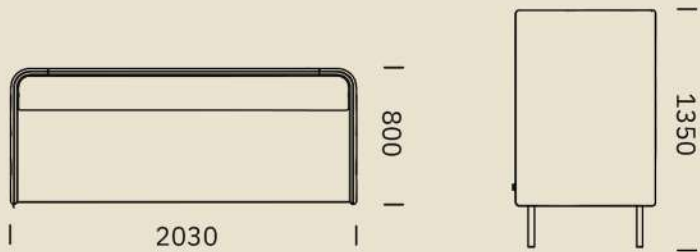
Collab-TB-2SST



3-Seater Straight



Collab-TB-3SST

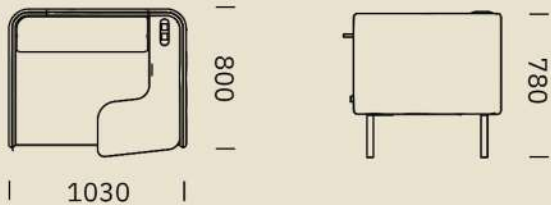


DIMENSIONS (MM) -
Collab UNITS - STANDARD BACK

Media Lounge
with RH Table



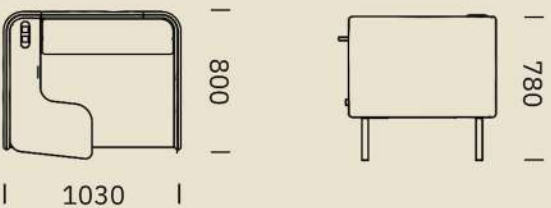
Collab-SB-MLRT



Media Lounge
with LH Table



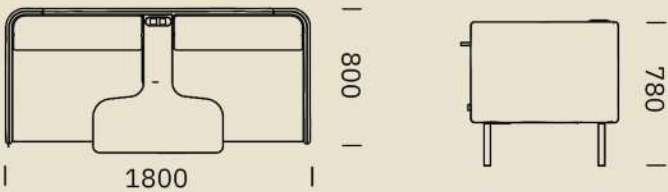
Collab-SB-MLLT



Double Media Lounge
with Shared Table



Collab-SB-MLDST

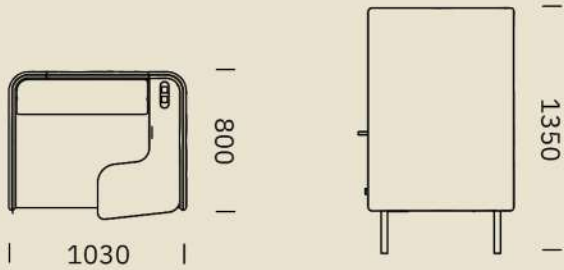


DIMENSIONS (MM) -
Collab UNITS - TALL BACK

Media Lounge
with RH Table



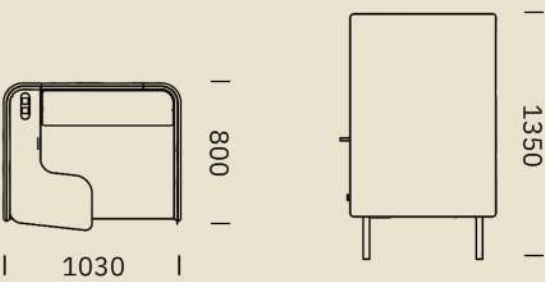
Collab-SB-MLRT



Media Lounge
with LH Table



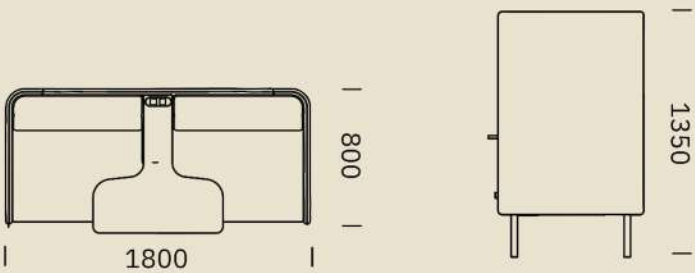
Collab-SB-MLLT



Double Media Lounge
with Shared Table



Collab-SB-MLDST



DIMENSIONS (MM) -
Collab UNITS - STANDARD BACK

2-Person Booth



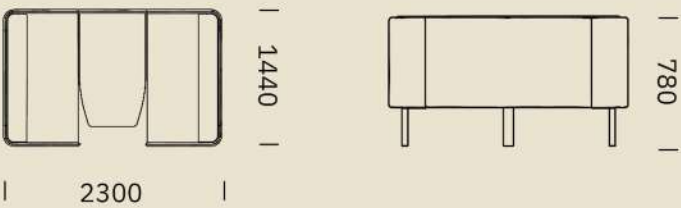
Collab-SB-2PBTH



4-Person Booth



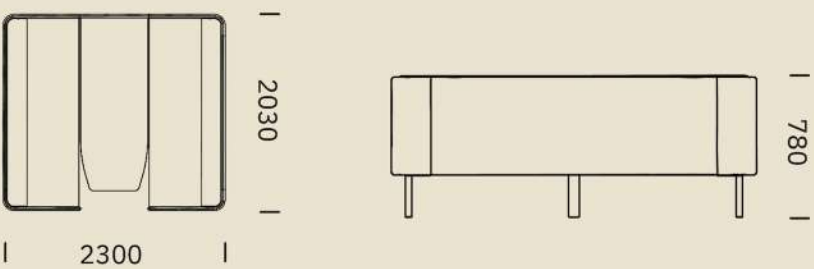
Collab-SB-4PBTH



6-Person Booth



Collab-SB-6PBTH

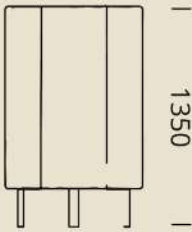
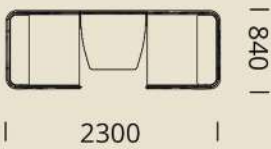


DIMENSIONS (MM) -
Collab UNITS - TALL BACK

2-Person Booth



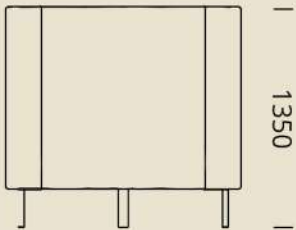
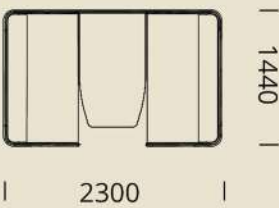
Collab-TB-2PBTH



4-Person Booth



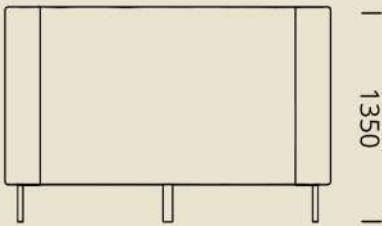
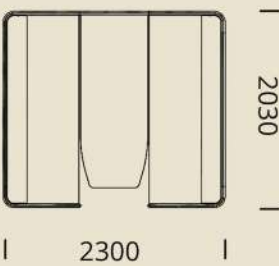
Collab-TB-4PBTH



6-Person Booth



Collab-TB-6PBTH



OPTIONS

Add Power - Front



Collab-OPT-PWR-F

White or Black

Leads to power source may be visible depending on location.
Floorbox not supplied by Plus Workspace.

Add Power - Rear



Collab-OPT-PWR-R

White or Black

Leads to power source may be visible depending on location.
Floorbox not supplied by Plus Workspace.

