

index

Page numbers shown in *italic* indicate figures.

A

absolute value, 97
AddColorCount My Block, 184–185
adding labels to a displayed value, 141–142
algorithm, 82
 control algorithm, 152
ambient light, measuring, 55
And logic operation, 159
AroundTheBlock program, 44–46
array, 175–177
 creating, 175–176
 elements in, 175
 empty, 175
 indices and, 175
 length of, 175
Array Operations block, 176–177, 178
 Length mode, 176
 Read At Index mode, 176–177
 Write At Index mode, 177
 Append mode, 177
ArrayTest program, 177–179
art, and engineering, 3
assumptions, in program design, 84
Auto-ID, 42, 52
automatic routing of data wires, 96

B

Back button, 165
back-up copies, of programs, 9
beeping, while backing up, 66–67
binning, 111–112
blocks. *See also specific block names*
 connecting with data wires, 95
 copying, 194
 modes, 7
 running, 7
 selecting, 137, 138
BlockStartTest program, 224–225
Bluetooth, 9

Brick. *See* EV3 Intelligent Brick
Brick Button block, 165–166, 167
Brick buttons, 164, 165–166, 179, 188, 198–200
Brick Status Light, 168–169, 190, 226
Brick Status Light block, 168–169
bugs, in programs, 10
Bumped (Touch Sensor state), 52
BumperBot program, 52–54, 61, 159–160
BumperBot2 program, 66–67
BumperBot3 program, 78–80
busy loop, 220
Button ID, 165
ButtonCommand program, 179–181
buttons. *See* Brick buttons

C

Chime My Block, 137–139
clearing the screen, 10, 172
CoastTest program, 48–49
Color Sensor, 54–56
 in Ambient Light Intensity mode, 55
 in Color mode, 54
 color values, 54, 183
 connecting to the TriBot, 24–25, 30
 in Reflected Light Intensity mode, 55
Color Sensor block, 112
 Calibrate modes, 236
ColorCopy program, 169
ColorCount program, 182–187
 adding a menu to, 198–205
ColorToText My Block, 183–184
comma-separated values (CSV), 209, 210
comments, 11–12
 adding, 11–12
 comment tool, 11
 and the Switch block, 74
 tips for working with, 12
Compare block, 129, 190
Constant block, 134
Content Editor, 6
Context Help, 12, 98
control algorithm, 152

control variable, 152
controller, three-state, 152
Count_CC My Block 202–203, 204
CreateMenu_CC My Block, 198–199
CSV (comma-separated values), 209, 210
CurrentPowerTest program, 209–212
CurrentPowerTest2 program, 212–214

D

data collection. *See* data logging
data logging, 209–218, 230
 controlling the amount of data, 217
 for sensors, 209
 timestamp, 212
data types, 99, 176
data wires, 93–96
 and arrays, 176–177
 and data types, 99, 176
 deleting, 95
 displaying the value, 96, 177
 drawing, 95
 and the Loop block, 115
 organizing, 96
 placing automatically, 96
 and multiple sequences, 226–227
 and starting blocks, 226
 and the Switch block, 107–108
debugging, 10, 96, 169, 179
 and My Blocks, 146
 a single block, 44
 using Sound blocks, 91
derivative term, 238
detecting
 an obstacle, 53
 a person, 63
Display block, 10, 170
 clearing the screen, 10, 172
 drawing, 171
 circles, 171
 lines, 171, 172
 points, 171
 rectangles, 171, 172
 fonts, resizing, 101

Display block, *continued*
images, 170
controlling location of, 170
previewing, 170
text, 10, 100–101
and the *ColorCount* program, 184,
186, 198–199
X and Y values, 170
DisplayTimer program, 154–155
DisplayNumber My Block, 144–146
DoorChime program, 62–63, 64
adding lights to, 220–223
creating Chime My block from, 137–139
Download and Run buttons, 6–7, 7, 9
downloading a program, 6–7
drawing. *See* Display block

E

ending a program
with the Back button, 165
with the Stop Program block, 220
engineering, 3
Error value, 152–153
EV3 Intelligent Brick, 2
EV3 set, 1
building pieces, 2
editions, 1
EV3Sketch program, 172, 173
EV3 software, 3, 5–7, 6
EV3 timers, 153–155
Exclusive Or (XOR) logic operation, 159
Eyes program, 170–171

F

File Access block, 193–194
modes in, 193–194
and data types, 194
FileReader program, 196–198
File Read Error, 194
files, 193–207
closing, 194
copying, 194, 206
creating, 193–194
deleting, 194, 206
downloading, 206
end of, 198
errors, 194
managing, 205–206

names, 193, 194
reading, 194, 198
uploading, 206, 210
and Windows, 207
writing, 193–194, 198
FileTest program, 198
firmware, 3, 206
updates to, 3
floor function, 150, 180–181

G

Gain value, 152–153
gears, 39, 47
GentleStop program, 93–95, 95, 106–107
GyroPointer program, 161–162
Gyro Sensor, 64–65, 120, 161
in Angle mode, 65
connecting to the TriBot, 26, 30
in Rate mode, 64
in Reset mode, 65
GyroTurn program, 65, 66

H

hardware, 3
Hardware page, 6
tabs, 6, 7
HelloDisplay program, 10–11
Hello program, 8–9
help file, 4, 9, 98
hertz, 98
HiTechnic, 2, 218

I

IDE (integrated development environment), 3
Infrared Remote, 60
Infrared Sensor, 60, 162
in Beacon Heading mode, 60–61
in Beacon Proximity mode, 60–61
connecting to the TriBot, 23–24, 29
in Proximity mode, 60
in Remote mode, 61
Infrared Sensor block, 94–95
Integral term, 238–239
integrated development environment (IDE), 3
Invert Motor block, 47–48
IsItBlue program, 56–58

L

Large Motor block, 46
LEGO Education, 218, 245
Lift Arm, 32, 47
building instructions, 33–37
LiftArm program, 47
LightPointer program, 129–133
LightTest program, 230–231
LineFinder program, 58–59
LineFollower program, 70–74
with PID control, 235–242
with proportional control, 152–153
simplifying, 111–112
LineFollowerCal program, 233–235
Load_CC My Block, 205
Lobby screen, 5
LogData My Block, 212, 230
Logic block, 158–159
logic operations, 159
LogicToText My Block, 140–143
LogicToText program, 108
Logic value, 99, 159
loop body, 76–77
Loop block, 45, 76–77
and checking two conditions, 159–160
control options, 76
and data wires, 115
Loop Index, 116–117, 181
modes in, 76–77
Logic mode, 115–116
and multiple sequences, 226–227
resizing, 70
and restarting a loop, 116
LoopCountTest program, 225–226
LoopIndexTest program, 116–117
Loop Interrupt block, 78–80, 200
and synchronizing sequences, 226, 228
LoopStartTest program, 224–225

M

Math block, 97
in Advanced mode, 148, 149–151
errors in, 150–151
functions, 150
maze, solving, 82
following a wall, 85–87
going through an opening, 89–91
turning a corner, 87–89

- Medium Motor block, 46
- memory, managing, 205–206
- Memory Browser, 205–206
- MemoryGame* Program, 188–190
 - saving the high score, 195–196
- menu
 - adding to *ColorCount* program, 198–205
 - on EV3 Brick, 43
- Mindsensors, 3, 218
- modulo operator, 150, 181, 200
- More Information link, 12
- Motor Rotation block, 96–98, 209–218
 - in Reset mode, 66
- Motor Rotation Sensor, 66–67, 172
- motors, 2
 - large, 39
 - medium, 39
- Move Steering block, 39–42
 - Brake at End parameter, 41–42
 - determining duration, 41, 43
 - degrees and rotations, 41
 - modes in, 40
 - problem with coasting, 48–49
 - Port parameter, 42
 - Power parameter, 41
 - steering, 40–41, 214
 - following a curve, 44–45
 - moving forward, 42
 - turning, 43–44
 - and testing the Current Power, 214
- Move Tank block, 46
- multiple sequences, 219–227
 - and My Blocks, 226
 - problems with, avoiding, 226–227
 - and program flow, 223–226
 - synchronizing, 226
- multitasking, 219
- My Blocks, 137–148. *See also specific My Block names*
 - Builder window, 137, 138, 141–142, 144
 - copying, 139
 - creating, 137–139
 - and data wires, 140
 - and debugging, 146
 - deleting, 139
 - editing, 139
 - icons, 137, 141, 142
 - and multiple sequences, 226
 - palette, 139

- and parameters, configuring, 140–144, 146
- and variables, 146–148
- MyBlockTest* program, 226, 227

N

- normalizing data, 235
- Not logic operation, 159
- Numeric value, 99

O

- odometer, 220, 221
- off-by-one errors, 117
- online community. *See* websites
- Or logic operation, 159

P

- parameters, 7
- persistence, of files, 193
- PID (proportional–integral–derivative) control, 229–230
 - in the *LineFollower* program, 236–242
- pixel, 170
- Port View, 42–43, 48–49, 55–56
- PowerSetting* program, 166–168
- Pressed (Touch Sensor state), 52
- program flow, for multiple sequences, 223–226
- Programming Canvas, 6
- Programming Palettes, 6
- programs. *See also specific program names*
 - assumptions, 84
 - copying, 74–75
 - downloading, 9
 - naming, 8–9
 - qualities of a good program, 3–4
 - requirements, 82–84
 - running, 9
 - writing, 7
- Project Properties page, 9–10
 - for managing
 - My Blocks, 139
 - variables, 128–129
- proportional controller, 152, 230–233
 - in the *LineFollower* program, 235–236
- proportional–integral–derivative (PID) control, 229–230
 - in the *LineFollower* program, 236–242
- pseudocode, 81–82

R

- Random block, 157
- Range block, 160
- RedOrBlueCount* program, 124–128
- RedOrBlue* program, 74–76
- reflected light, measuring, 55
- Released (Touch Sensor state), 52
- requirements, program, 82–84
- right-hand rule algorithm, 82
- Round block, 156
- round function, 150
- Run Selected button, 7, 44

S

- Save_CC My Block, 204, 205
- saving projects, 8–9
- ScrollDisplay My Block, 146–148
- SelectOption My Block, 200–202
- Sensor blocks, 94
 - advantages of, 108
- sensors, 2, 51. *See also specific sensor names*
 - Change mode, 52
 - Compare mode, 52
 - Port View, 55–56
 - selecting a port, 52
 - sequence plug, 137, 222
 - sequence wire, 222
 - SimpleMove* program, 40, 40,
 - software, 3
 - Sound block, 7, 7
 - controlling
 - tone, 8, 98
 - volume, 7, 96–97
 - and debugging, 91
 - playing
 - a sound file, 7–8, 185–186
 - a tone, 8
 - SoundMachine* program, 96–98
 - source code, 3
 - for example programs, 4
 - SpiralLineFinder* program, 118–120
 - square root function, 98, 150
 - Start block, 7
 - and multiple sequences 219–220
 - SteeringTest* program, 215–216
 - Stop Program block, 220

Switch block, 56, 69–70

cases, 69

adding, 75–76

default, 56, 76

removing, 75

and comments, 74

condition setting, 69

and data types, 105

and data wires, 105

connecting, 105

passing data in, 107

passing data out, 108

Flat and Tabbed View, 74, 107

more than two choices, 72–73

and multiple sequences, 227

nested, 74

resizing, 70

value modes, 105–106, 181

T

TagAlong program, 160–161

Text block, 100

and the *DisplayTimer* program 154–155

Text value, 99, 101

ThereAndBack program, 43–44

three-state controller, 152

Threshold value, 59

Timer block, 154

and the LogData My Block, 212

timers, EV3, 153–155

timestamp, 212

time to text, converting, 154–155

Time values, 154–155, 156

Tofrodos, 207

Touch Sensor, 51–52

building bumper for TriBot, 26–28

attaching cables, 29

TriBot

building instructions, 13–31

attaching cables, 29–30

Color Sensor, alternate placement of,
30–31

Infrared or Ultrasonic Sensor, alternate
placement of, 31

truth table, 159

tuning a controller, 152–153, 235, 242

U

Ultrasonic Sensor, 62, 85

connecting to the TriBot, 23–24, 29

in Distance modes, 62

in Presence/Listen mode, 62

range of, 62

Ultrasonic Sensor block, 94

USB, connecting TriBot with, 9

Undo, 8

V

Variable block, 123–124

variables, 123

creating, 125–126, 130

and data types, 124

deleting, 129

initializing, 125–126, 132

managing, 128–129

and My Blocks, 146

naming, 125

VerifyLightPointer program, 216–217

Vernier, 2, 218

W

Wait block, 10–11

adding time, 11

and Color Sensor, 54–55

and Infrared Sensor, 60–61, 64

and Gyro Sensor, 64–65

and Motor Rotation Sensor, 66

and Touch Sensor, 52

and Ultrasonic Sensor, 62

WaitForButtons My Block, 189

WallFollower program, 81–92

improving with *PowerSetting* program,
166–168

websites, EV3, 4, 245

Wi-Fi, connecting TriBot with, 9

X

XOR (Exclusive Or) logic operation, 159

The Art of LEGO MINDSTORMS EV3 Programming is set in Chevin. The book was printed and bound by Lake Book Manufacturing in Melrose Park, Illinois. The paper is 70# Orion Satin.


updates and downloads

Visit <http://www.nostarch.com/artofev3programming> for updates, errata, and downloadable versions of the programs.

More no-nonsense books from



no starch press



The LEGO® MINDSTORMS® EV3 Laboratory

Build, Program, and Experiment with Five Wicked Cool Robots!

by DANIELE BENEDETTI

OCTOBER 2013, 432 PP., \$34.95

ISBN 978-1-59327-533-4



The LEGO® MINDSTORMS® EV3 Discovery Book


A Beginner's Guide to Building and Programming with Robots

by LAURENS VALK

JUNE 2014, 396 PP., \$34.95

ISBN 978-1-59327-532-7

full color



The Unofficial LEGO® Technic Builder's Guide

by PAWEŁ "SARIEL" KMIĘĆ

NOVEMBER 2012, 352 PP., \$29.95

ISBN 978-1-59327-434-4

full color




The LEGO® Technic Idea Book: Simple Machines

by YOSHIHITO ISOGAWA

OCTOBER 2010, 168 PP., \$19.95

ISBN 978-1-59327-277-7

full color



The Art of LEGO® Design

Creative Ways to Build Amazing Models

by JORDAN SCHWARTZ

JUNE 2014, 288 PP., \$24.95

ISBN 978-1-59327-553-2

full color



LEGO® Space Building the Future

by PETER REID and TIM GODDARD

NOVEMBER 2013, 216 PP., \$24.95

ISBN 978-1-59327-521-1

full color, hardcover

800.420.7240 or 415.863.9900 | sales@nostarch.com | www.nostarch.com