



LVF processes involving τ leptons FCC-ee Perspectives

Mogens Dam
Niels Bohr Institute
Copenhagen

Snowmass21 Meeting
RF05: CLFV - Tau Decays and Transitions
23 July 2020

The Future Circular Collider(s)

International collaboration to Study Colliders fitting in a new ~100 km infrastructure, in the Geneva region

◆ Ultimate goal:

≥ 100 TeV pp-collider: FCC-hh

□ Defining infrastructure requirements

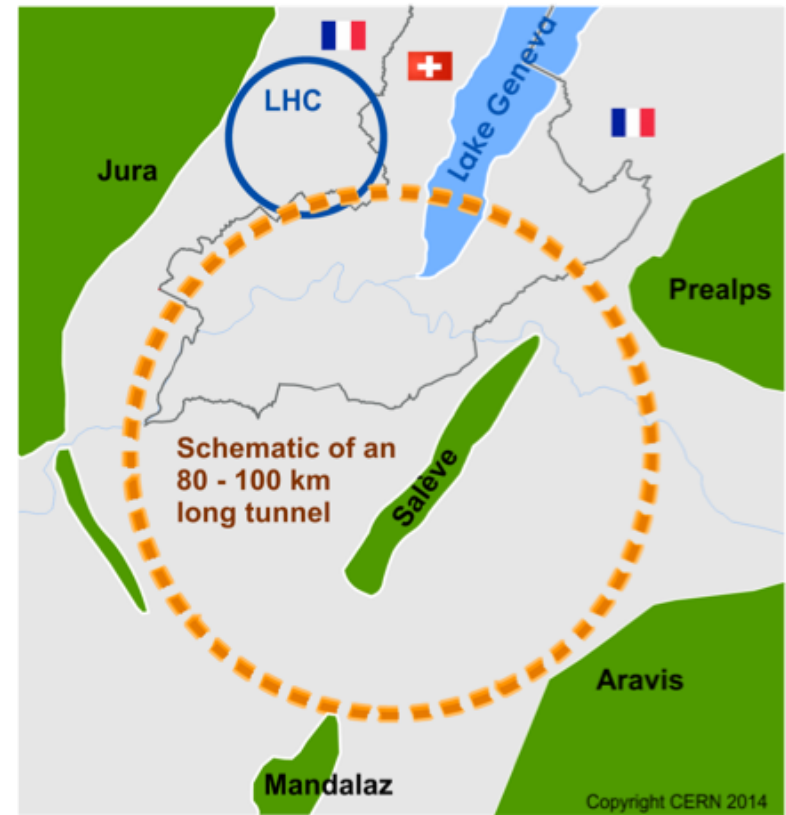
◆ Possible first stage:

e^+e^- collider: FCC-ee

□ High Lumi, $E_{cm} = 90-400$ GeV

European Strategy:

• Europe, together with its international partners, should investigate the technical and financial feasibility of a future hadron collider at CERN with a centre-of-mass energy of at least 100 TeV and with an electron-positron Higgs and electroweak factory as a possible first stage. Such a feasibility study of the colliders and related infrastructure should be established as a global endeavour and be completed on the timescale of the next Strategy update.



Outline

- a. Brief on FCC-ee
- b. Lepton Flavour Violating τ decays
- c. Lepton Flavour Violating Z decays

References:

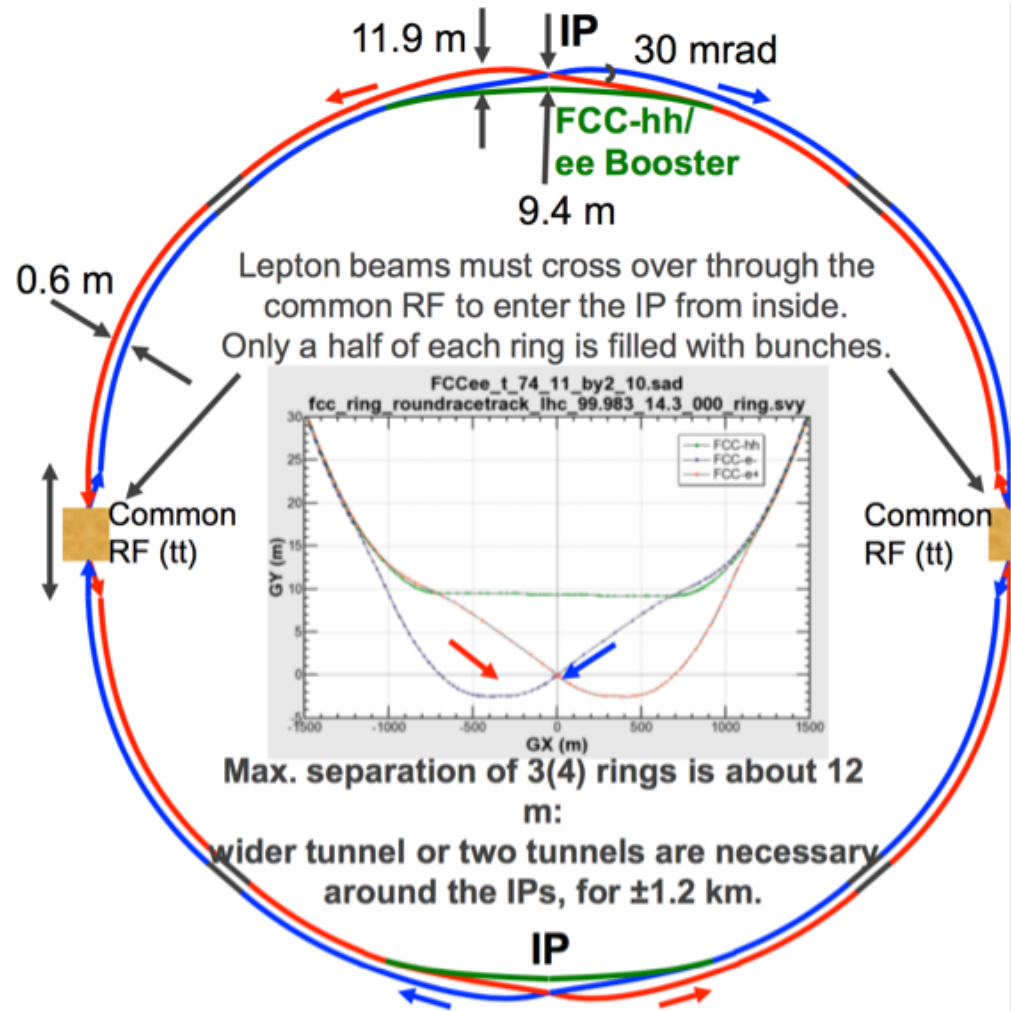
- FCC CDR Volume 1
- Mogens Dam

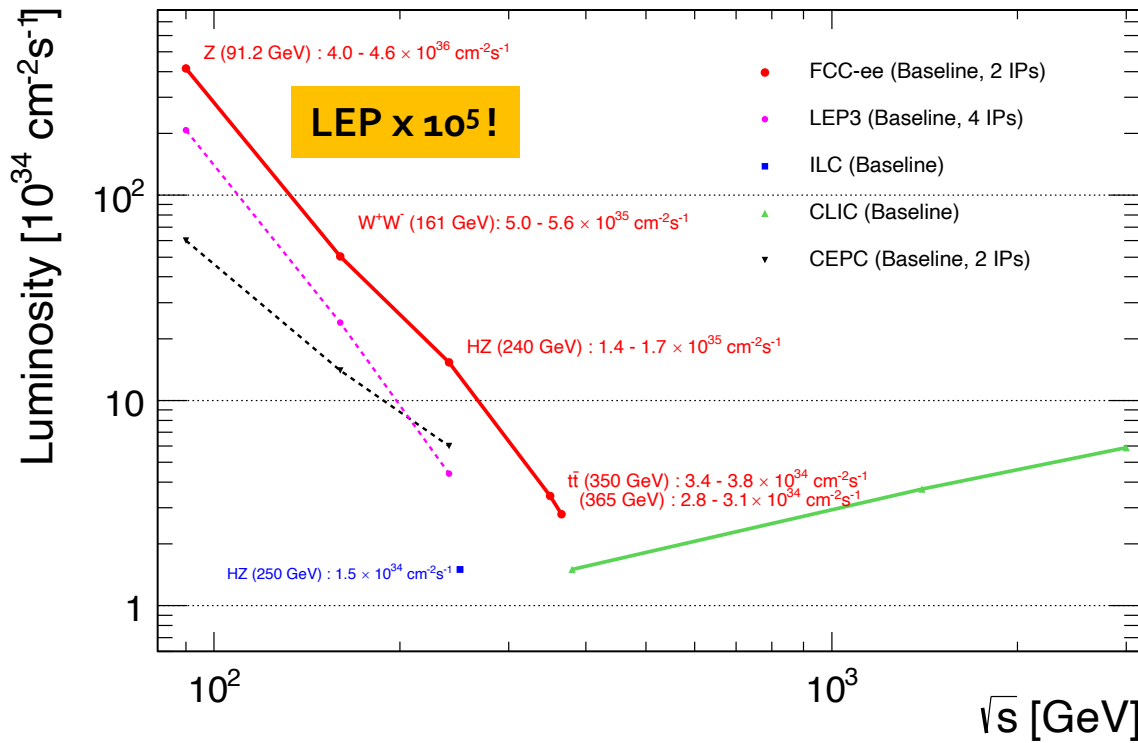
Tau-lepton Physics at the FCC-ee circular e^+e^- Collider

SciPost Phys.Proc. 1 (2019) 041,

DOI: [10.21468/SciPostPhysProc.1.041](https://doi.org/10.21468/SciPostPhysProc.1.041)

FCC-ee





Enormous statistics.
Also for τ -leptons

Z decays	5×10^{12}
$Z \rightarrow \tau^+\tau^-$	1.7×10^{11}
1 vs. 3 prongs	4.2×10^{10}
3 vs. 3 prong	3.6×10^9
1 vs. 5 prong	2.8×10^8
1 vs. 7 prong	$< 87,000$
1 vs 9 prong	?

Z peak	E_{CM} : 91 GeV	5×10^{12}	$e^+e^- \rightarrow Z$	4 years
WW threshold	E_{CM} : 161 GeV	10^8	$e^+e^- \rightarrow WW$	1 year
ZH threshold	E_{CM} : 240 GeV	10^6	$e^+e^- \rightarrow ZH$	3 years
t \bar{t} threshold	E_{CM} : 350 GeV	10^6	$e^+e^- \rightarrow t\bar{t}$	5 years

A wealth of EW and Higgs Precision Measurements

Observable	Measurement	Current precision	FCC-ee stat.	FCC-ee syst.	Challenge
m_Z (keV)	Z lineshape	91186700 ± 2200	5	100	E_{Beam} calib
Γ_Z (keV)	Z lineshape	2495200 ± 2300	8	100	E_{Beam} calib
R_l ($\times 10^3$)	Ratio had to lept	20767 ± 25	0.01	0.2-1	Lepton accept
$\alpha_s(m_Z)$ ($\times 10^4$)	From R_ℓ	1196 ± 30	0.1	0.4-1.6	ditto
R_b ($\times 10^6$)	Ratio bb to hadrons	216290 ± 660	0.3	< 60	$g \rightarrow bb$
N_ν ($\times 10^3$)	Peak cross section	2991 ± 7	0.005	< 1	Lumi meast
$\sin^2\theta_W^{\text{eff}}$ ($\times 10^6$)	From $A_{\text{FB}}^{\mu\mu}$ at Z peak	231480 ± 160	3	2-5	E_{Beam} calib
$1/\alpha_{\text{QED}}(m_Z)$ ($\times 10^3$)	From $A_{\text{FB}}^{\mu\mu}$ off-peak	128952 ± 14	4	small	QED corr.
$A_{\text{FB}}^{\text{pol},\tau}$ (10^4)	τ pol charge assym	1498 ± 49	0.15	< 2	
m_W (MeV)	WW threshold scan	80385000 ± 15000	600	300	E_{Beam} calib
N_ν	$e^+e^- \rightarrow \gamma Z, Z \rightarrow \nu\nu, \ell\ell$	2.92 ± 0.05	0.001	< 0.001	?
$\alpha_s(m_W)$ ($\times 10^4$)	From R_ℓ^W	1170 ± 420	3	small	Lepton accept
m_{top} (MeV)	tt threshold scan	172740 ± 500	20	small	QCD corr
Γ_{top} (MeV)	tt threshold scan	1410 ± 190	40	small	QCD corr
$\lambda_{\text{top}} / \lambda_{\text{top}}^{\text{SM}}$	tt threshold scan	1.2 ± 0.3	0.08	small	QCD corr

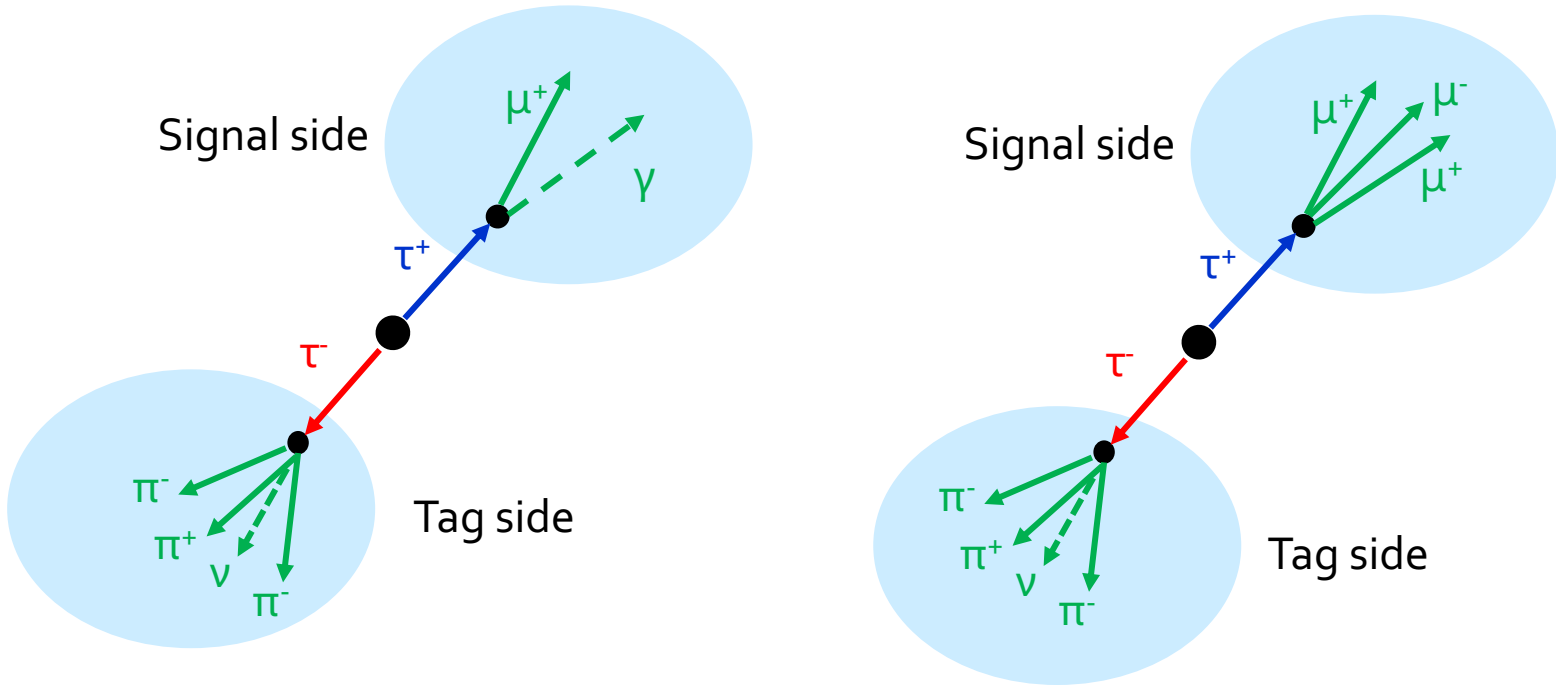
Higgs

Coupling	HL-LHC	FCC-ee
g_{HWW}	1.4%	0.43%
g_{HZZ}	1.3%	0.17%
g_{Hbb}	2.9%	0.61%
g_{Hcc}	SM	1.21%
$g_{\text{H}\tau\tau}$	1.7%	0.74%
$g_{\text{H}\mu\mu}$	4.4%	9.0%
$g_{\text{H}\gamma\gamma}$	1.6%	3.9%
g_{Hgg}	1.8%	1.0%
BR_{EXOT}	SM	< 1.0%
Γ_{H}	SM	1.3%
g_{Htt}	2.5%	-
g_{HHH}	50%	34%

... and, on top of that, we can do quite a bit of heavy flavour physics including τ ...

LFV τ decays

Two benchmark modes:



◆ **Current limits:**

- $\text{Br}(\tau^- \rightarrow e^- \gamma) < 3.3 \times 10^{-8}$ BaBar, 10.6 GeV; $4.8 \times 10^8 e^+e^- \rightarrow \tau^+\tau^-$: 1.6 expected bckg
- $\text{Br}(\tau^- \rightarrow \mu^- \gamma) < 4.4 \times 10^{-8}$ 3.6 expected bckg

◆ **Main background:** Radiative events (IRS+FSR), $e^+e^- \rightarrow \tau^+\tau^-\gamma$

- $\tau \rightarrow \mu \gamma$ decay faked by combination of γ from ISR/FSR and μ from $\tau \rightarrow \mu \nu \nu$

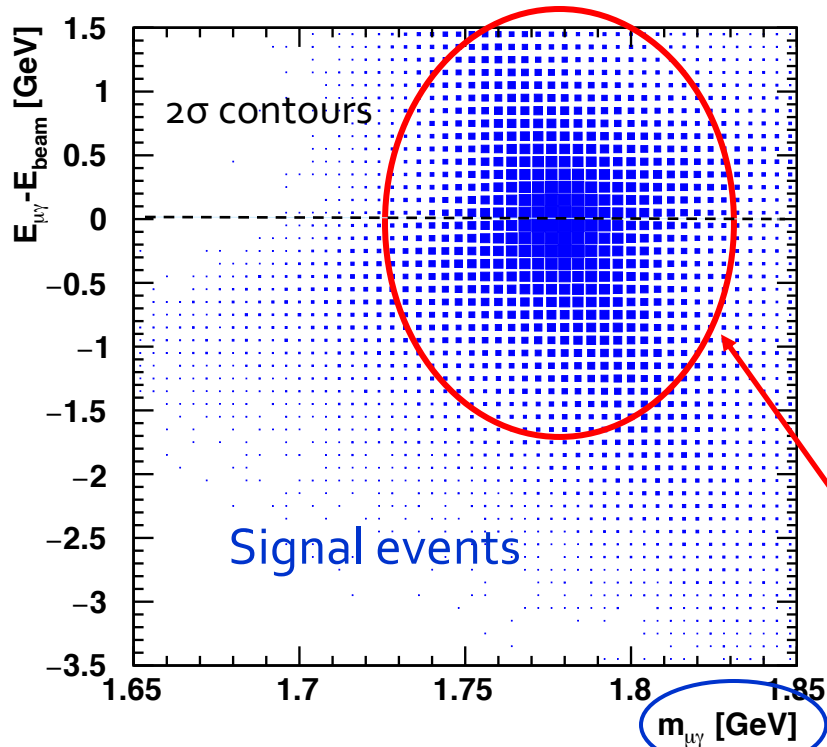
◆ **At FCC-ee, with $1.7 \times 10^{11} \tau^+\tau^-$ events, what can be expected?**

- Boost 8-9 times higher than at B-factories
- Detector resolutions rather different, especially ECAL
- Parametrised study of signal and the main background, $e^+e^- \rightarrow \tau^+\tau^-\gamma$, performed
 - ❖ See following 2 pages
- From this study (assuming a 25% signal and background efficiency), projected BR sensitivity:

$$2 \times 10^{-9}$$

$\tau \rightarrow \mu\gamma$ Study – The signal

◆ Generate signal events with pythia8: $e^+e^- \rightarrow Z \rightarrow \tau^+\tau^-(\gamma)$, with $\tau^- \rightarrow \mu\gamma$



Smear with assumed FCC-ee detector resolutions (ILC-like detector):

- Muon momentum [GeV]
 $\sigma(p_T)/p_T = 2 \times 10^{-5} \times p_T \oplus 1 \times 10^{-3}$
- Photon ECAL energy [GeV]
 $\sigma(E)/E = 0.165/\sqrt{E} \oplus 0.010/E \oplus 0.011$
- Photon ECAL spatial [mm]
 $\sigma(x) = \sigma(y) = (6/E \oplus 2) \text{ mm}$

From this, determine FCC-ee effective detector resolution for $\tau \rightarrow \mu\gamma$

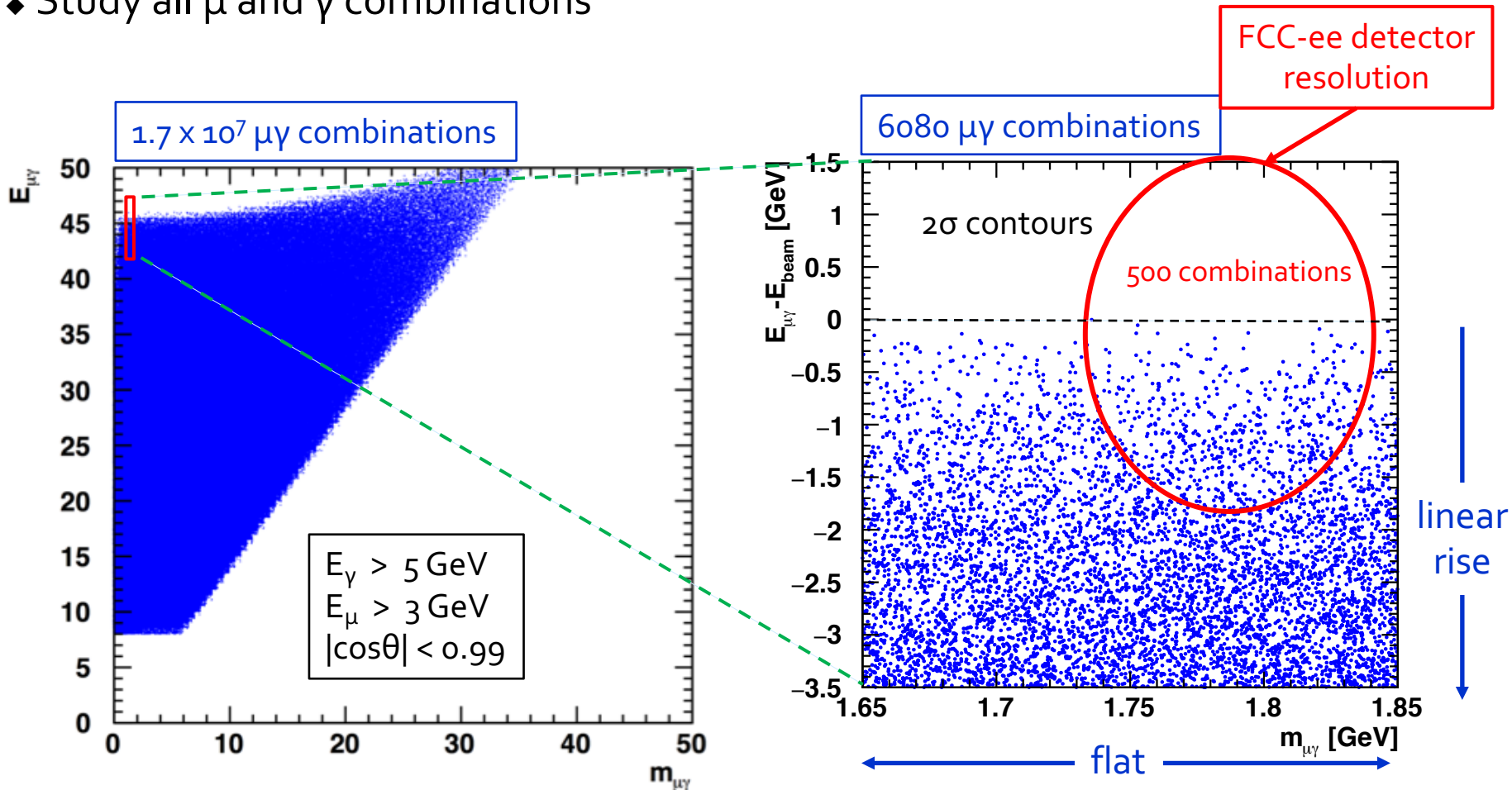
$$\sigma(m_{\gamma\mu}) = 26 \text{ MeV}; \quad \sigma(E_{\gamma\mu}) = 850 \text{ MeV}$$

In order to de-correlate the E and m variables, this mass, $m_{\gamma\mu}$, is in fact the measured mass scaled by measured energy over beam energy:

$$m_{\gamma\mu} = m_{\text{raw}} \times (E_{\gamma\mu}/E_{\text{beam}})$$

$\tau \rightarrow \mu\gamma$ Study – The background

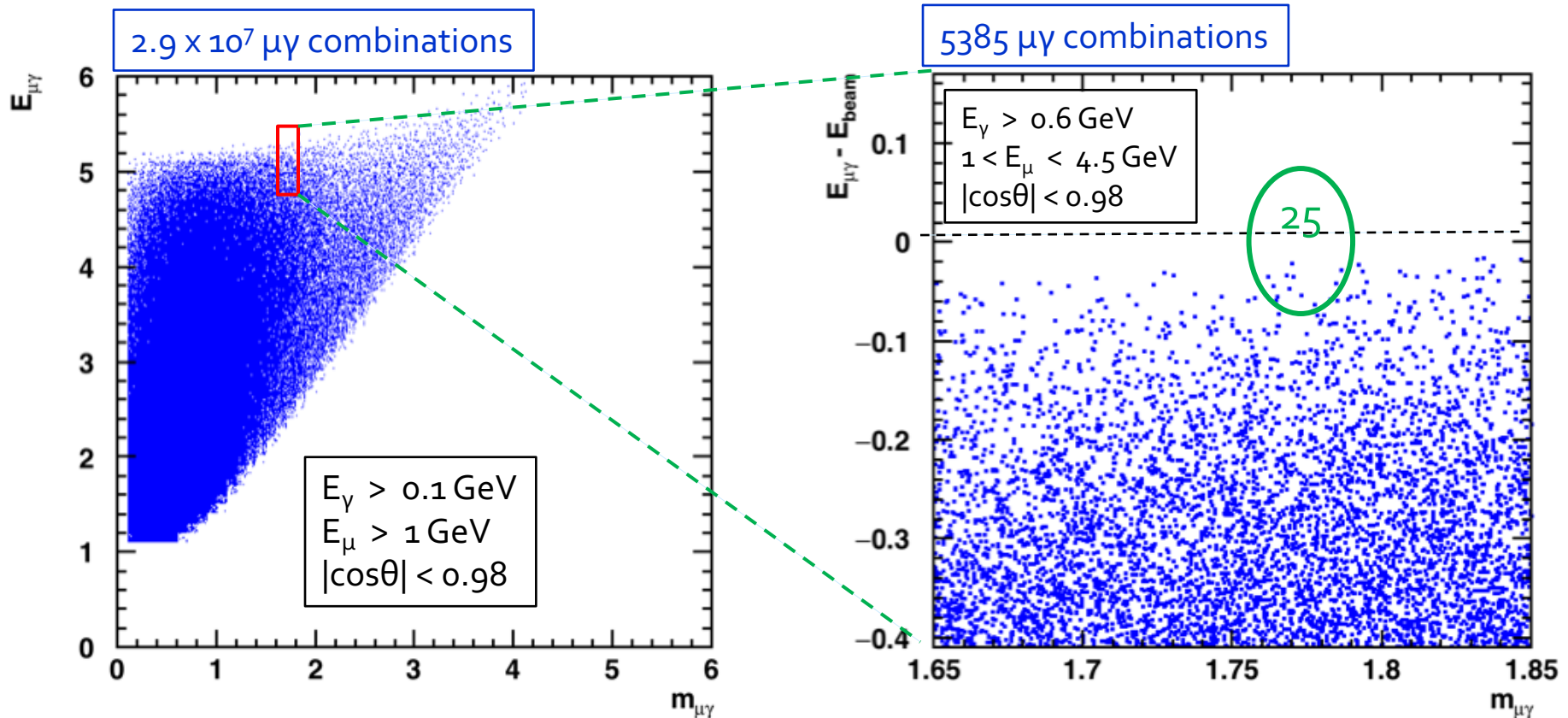
- ◆ Background: Generate 5×10^8 events $e^+e^- \rightarrow Z \rightarrow \tau^+\tau^-(\gamma) \rightarrow (\mu^+\nu\nu)(\mu^-\nu\nu)(\gamma)$
 - 1×10^9 $\tau \rightarrow \mu\nu$ decays corresponding to
 - ❖ 5.7×10^9 τ decays from 8.4×10^{10} Z decays (1.6% of full FCC-ee statistics)
- ◆ Study all μ and γ combinations



$\tau \rightarrow \mu\gamma$ Study – Check of method

Cross check: Perform similar study at B-factory, $\sqrt{s} = 10.6$ GeV

□ Again 5×10^8 events $e^+e^- \rightarrow Z \rightarrow \tau^+\tau^-(\gamma) \rightarrow (\mu^+\nu\nu)(\mu^-\nu\nu)(\gamma)$



From this study, estimated limit: 1.9×10^{-9}

Compare to my extrapolation of current BaBar limit to Belle2 statistics: $\sim 3\text{-}4 \times 10^{-9}$

$$\tau^- \rightarrow \ell^- \ell^+ \ell^-$$

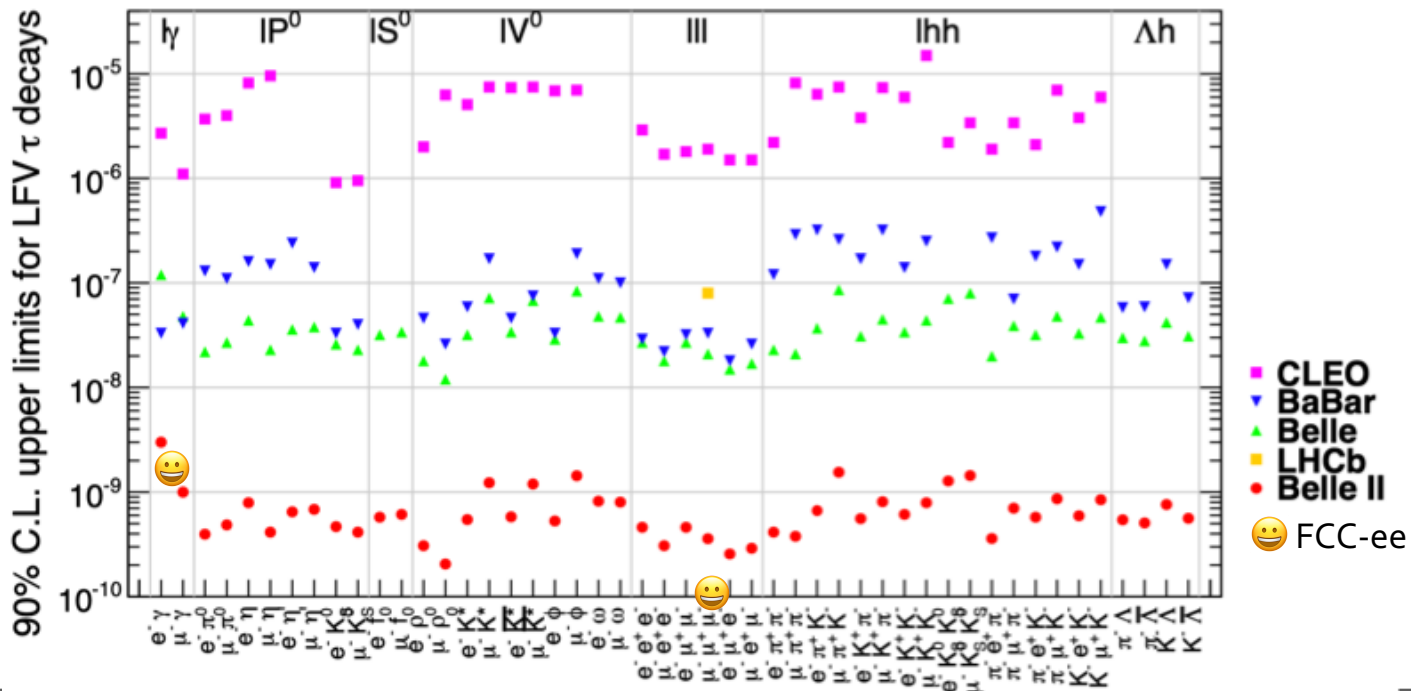
◆ Current limits:

- All 6 combs. of e^\pm, μ^\pm : $Br \lesssim 2 \times 10^{-8}$ Belle@10.6 GeV; $7.2 \times 10^8 e^+e^- \rightarrow \tau^+\tau^-$: no cand.
- $\mu^-\mu^+\mu^-$: $Br < 4.6 \times 10^{-8}$ LHCb 2.0 fb^{-1} : background candidates

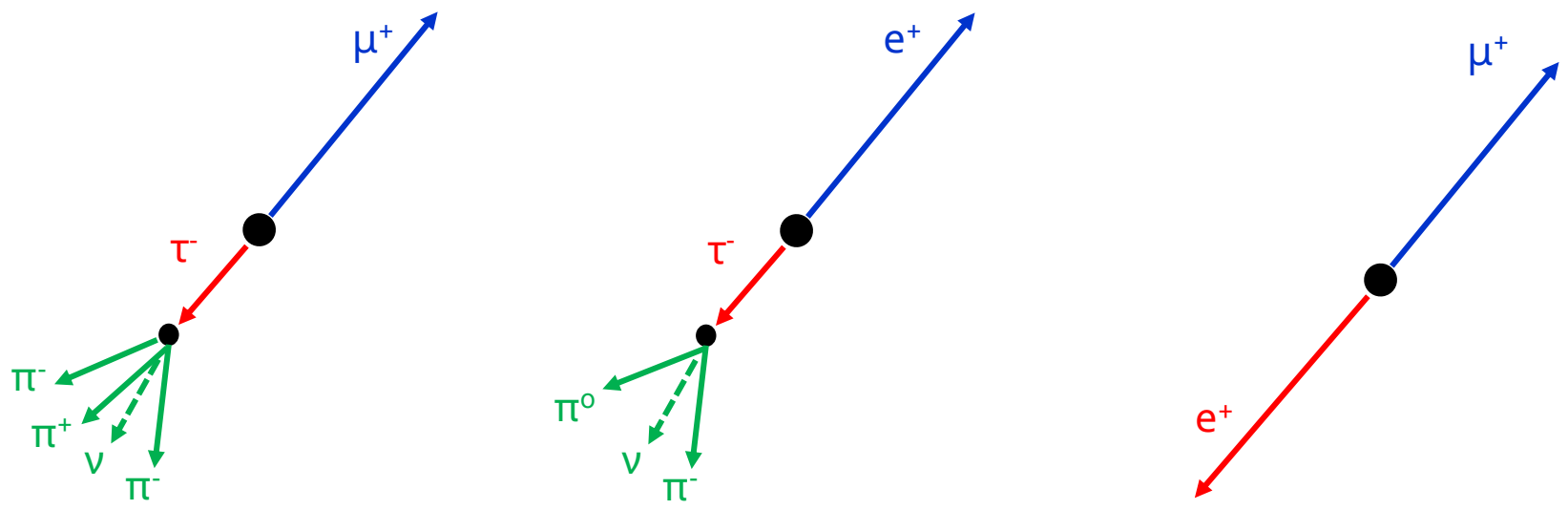
◆ FCC-ee prospects

- Expect this search to have very low background, even with FCC-ee like statistics
- Should be able to have sensitivity down to BRs of $\lesssim 10^{-10}$

◆ Many more decay modes to search for when time comes...



LFV Z decays



Z \rightarrow e τ and Z \rightarrow $\mu\tau$

◆ Current limits:

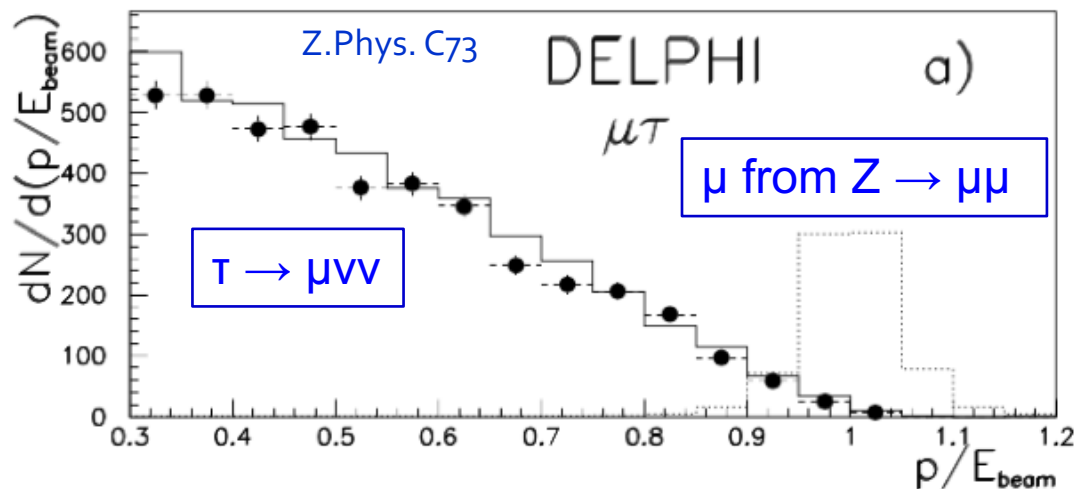
- $\text{Br}(Z \rightarrow e\tau) < 9.8 \times 10^{-6}$ LEP/OPAL (4×10^6 Z decays)
- $\text{Br}(Z \rightarrow \mu\tau) < 12. \times 10^{-6}$ LEP/DELPHI (4×10^6 Z decays)

◆ Method:

- Identify *clear tau decay* in one hemisphere
- Look for *"beam-energy" lepton* (electron or muon) in other hemisphere

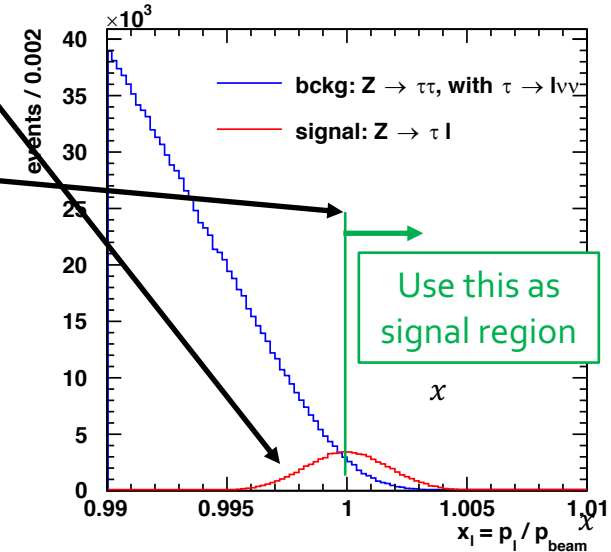
◆ Limitation: How to define "beam-energy" lepton

- Unavoidable background from $\tau \rightarrow e\nu\nu$ / $\tau \rightarrow \mu\nu\nu$ with two (very) soft neutrinos
- How much background depends on energy/momentum resolution
- Example DELPHI



Z \rightarrow $\ell\tau$ - Study of Sensitivity

- ◆ Generate very upper part of μ momentum spectrum from $\tau \rightarrow \mu\nu\nu$ decays
 - Luminosity equivalent to 5×10^{12} Z decays
- ◆ Inject LFV signal of adjustable strength
 - Here for illustration, $\text{Br}(Z \rightarrow \tau\mu) = 10^{-7}$, i.e. 500,000 e/ μ
- ◆ Smear momentum by variable amounts, here 1.8×10^{-3}
- ◆ Define $x > 1$ as signal region
- ◆ Derive 95% confidence limit on excess in signal region
- ◆ Findings:
 - Sensitivity scales **linear** with momentum resolution
 - FCC-ee detectors have a momentum resolution at $p=45.6$ GeV of about 1.5×10^{-3}
 - ❖ Ten times better than for LEP detectors
 - Add contribution from FCC-ee beam-energy spread (0.9×10^{-3}). Total: 1.8×10^{-3}
- ◆ Sensitivity for 5×10^{12} Z decays, $\delta p/p = 1.8 \times 10^{-3}$, 25% signal and bkg efficiency (clear tau)
 - For $Z \rightarrow \tau\mu$, sensitivity down to BRs of 10^{-9}
 - For $Z \rightarrow \tau e$, similar sensitivity 10^{-9}
 - ❖ Momentum resolution of electrons tend to be slightly worse than muons due to bremsstrahlung. However, downwards smearing is not a major concern.



◆ Current limit:

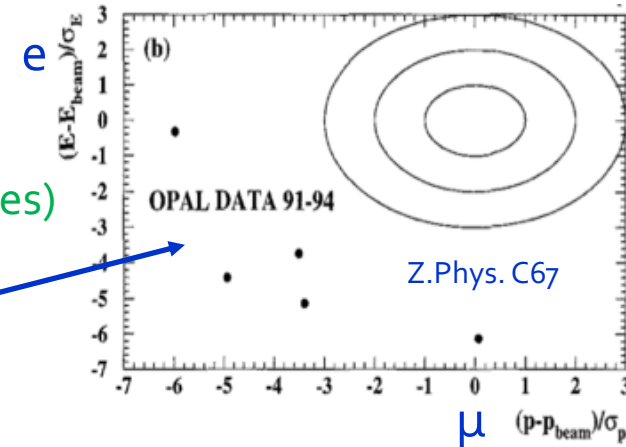
- 7.5×10^{-7} LHC/ATLAS (20 fb⁻¹; no candidates)
- 1.7×10^{-6} LEP/OPAL (4.0 × 10⁶ Z decays: no candidates)

◆ Clean experimental signature:

- Beam energy electron vs. beam energy muon

◆ Main experimental challenge:

- Catastrophic bremsstrahlung energy loss of muon in electromagnetic calorimeter
 - ❖ Muon would deposit (nearly) full energy in ECAL: Misidentification μ → e
 - ❖ NA62: Probability of muon to deposit more than 95% of energy in ECAL: 4×10^{-6}
 - ❖ Possible to reduce by
 - ECAL longitudinal segmentation: Require energy > mip in first few radiation lengths
 - Aggressive veto on HCAL energy deposit and muon chamber hits
 - ❖ If dE/dx measurement available, (some) independent e/μ separation at 45.6 GeV
 - Could give handle to determine misidentification probability P(μ → e)
 - Notice: ATLAS uses transition radiation signal as part of their electron ID.



◆ FCC-ee:

- Misidentification from catastrophic energy loss corresponds to limit of about $\text{Br}(Z \rightarrow e\mu) \simeq 10^{-8}$
- Possibly do $\mathcal{O}(10)$ better than that $\text{Br}(Z \rightarrow e\mu) \sim 10^{-9}$ (probably even 10^{-10} with IDEA dE/dx)

Summary

- ◆ From 5×10^{12} Z decays, FCC-ee will produce 1.7×10^{11} $\tau^+\tau^-$ pairs
- ◆ Statistics comparable to (factor ~ 3 higher) Belle2 projection; higher boost ($\gamma=25$)
 - Boost is advantageous for many studies
- ◆ Searches for **lepton flavour violating τ decays**; sensitivities comparable to Belle2
 - For two benchmark studies, range from $\lesssim 10^{-10}$ to **few $\times 10^{-9}$**
 - Many more studied to be pursued
- ◆ Improved sensitivity to **lepton flavour violating Z decays** by factors up to $\mathcal{O}(10^4)$
 - Sensitivities down to 10^{-9} in all modes including τ modes

Plus (not covered in this talk):

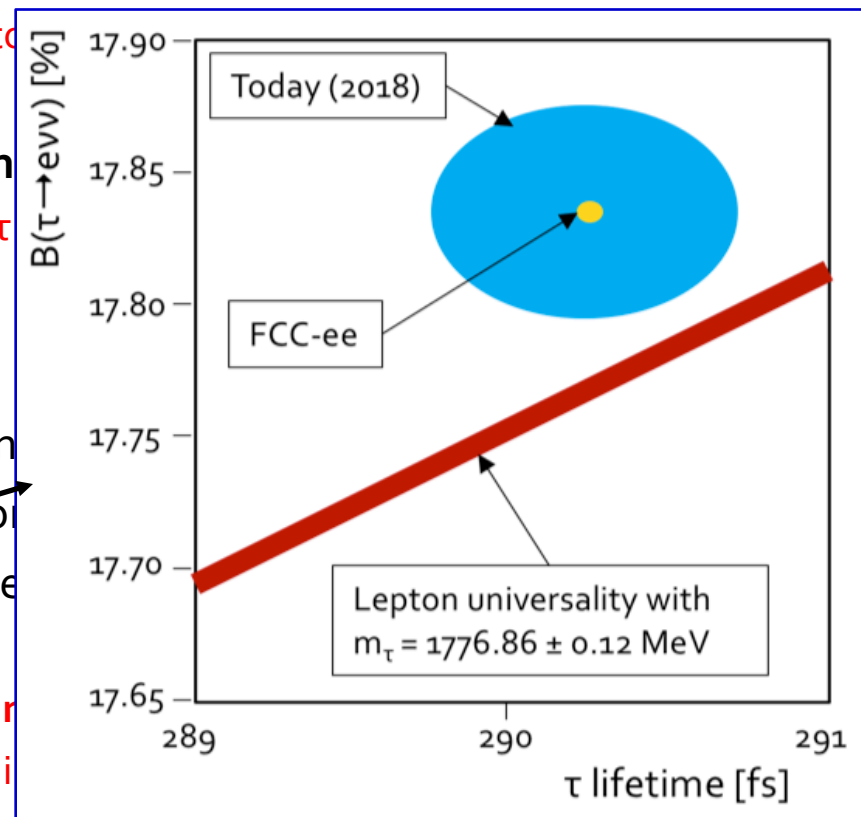
- ◆ Potential for very precise $\sin^2\theta_W$ determination via **τ polarisation** measurement
- ◆ Hadronic branching ratios and spectral functions, α_s , v_τ mass, ...
- ◆ Improve **Lepton universality test** by 1 – 2 orders of magnitude down to $\mathcal{O}(10^{-5} - 10^{-4})$ level
 - Substantial improvement in **τ lifetime**
 - Substantial improvement in **τ (leptonic) branching fractions** (virtually no progress since LEP)
 - Competitive measurement (possibly substantial improvement) of **τ mass**

Summary

- ◆ From 5×10^{12} Z decays, FCC-ee will produce 1.7×10^{11} $\tau^+\tau^-$ pairs
- ◆ Statistics comparable to (factor ~ 3 higher) Belle2 projection; higher boost ($\gamma=25$)
 - Boost is advantageous for many studies
- ◆ Searches for **lepton flavour violating τ decays**; sensitivities comparable to Belle2
 - For two benchmark studies, range from $\lesssim 10^{-10}$ to 10^{-9}
 - Many more studied to be pursued
- ◆ Improved sensitivity to **lepton flavour violation**
 - Sensitivities down to 10^{-9} in all modes including $\tau \rightarrow e\nu\nu$

Plus (not covered in this talk):

- ◆ Potential for very precise $\sin^2\theta_W$ determination
- ◆ Hadronic branching ratios and spectral functions
- ◆ Improve **Lepton universality test** by 1 – 2 orders of magnitude
 - Substantial improvement in τ lifetime
 - Substantial improvement in τ (leptonic) branching ratios
 - Competitive measurement (possibly substantial improvement)



Detector requirements

Precision τ physics sets very strong detector requirements; constitutes a good benchmark

◆ Vertexing

- Lifetime measurement to 10^{-4} corresponds to $0.22 \mu\text{m}$ flight distance

◆ Tracking

- Two (or rather multi) track separation: measure 3-, 5-, 7-, and perhaps even 9-prong decays
- Extremely good control of momentum and mass scale
 - ❖ τ mass measurement (scale from $\sim 10^9 \text{ J/psi}$ from Z decays? $\delta m/m \simeq 2 \text{ ppm}$)
 - ❖ Sensitivity of search for flavour violating Z decays, e.g. $Z \rightarrow \mu\tau$, scales linearly in momentum resolution at 45.6 GeV
- Low material budget: Minimize confusion from hadronic interaction in material

◆ Calorimetry

- Clean γ and π^0 reconstruction from 0.2 to 45 GeV is key to precision τ physics from Z decays
- Collimated topologies: Important to be able to separate γ s from closely lying hadronic showers
 - ❖ Aleph @LEP did pretty well with $3 \times 3 \text{ cm}$ ECAL cells divided into three longitudinal samplings. Need study of "modern" calorimeter concepts

◆ PID

- Necessary if one desires to separate π/K modes ($0 - 45 \text{ GeV}$ momentum range)
- **Redundancy**: Provides valuable handle to create test samples for study of calorimetry
 - ❖ For drift chamber of IDEA detector concept, even for e/μ separation for all momenta

Detector requirements

Precision τ physics sets very strong detector requirements; constitutes a good benchmark

◆ Vertexing

- Lifetime measurement to 10^{-4} corresponds to $0.22 \mu\text{m}$ flight distance

◆ Tracking

- Two (or rather multi) track separation; measure α , β , γ , and perhaps even η prong decays

- E
- With its TeraZ programme, FCC-ee will be a phenomenal factory for the production of heavy flavour including τ -leptons

- Possibility of unprecedented precision on τ properties and rare decays

- L
- Not obvious that an “off-the-shelf” $e+e^-$ Higgs-factory detector design would suffice to beat down the systematics

- ## ◆ Calorimetry
- C
 - C
 - Now, is the time to develop the precise detector requirements and to work on the optimisation of the detector design

- International participation very welcome

◆ PID

- Necessary if one desires to separate π/K modes ($0 - 45 \text{ GeV}$ momentum range)

- **Redundancy:** Provides valuable handle to create test samples for study of calorimetry

- ◆ For drift chamber of IDEA detector concept, even for e/μ separation for all momenta

Extra Slides

