



北京大学  
PEKING UNIVERSITY

# Search for HH with $bb\mu\mu$

Xiaohu Sun

Botao Guo

Licheng Zhang

Zhe Li

Yong Ban

Peking University

LHC Higgs WG 2022

28 Nov. 2022

Based on arxiv: 2207.10912



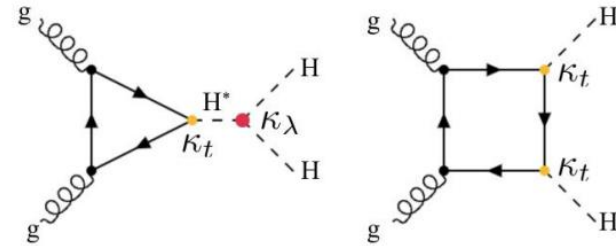
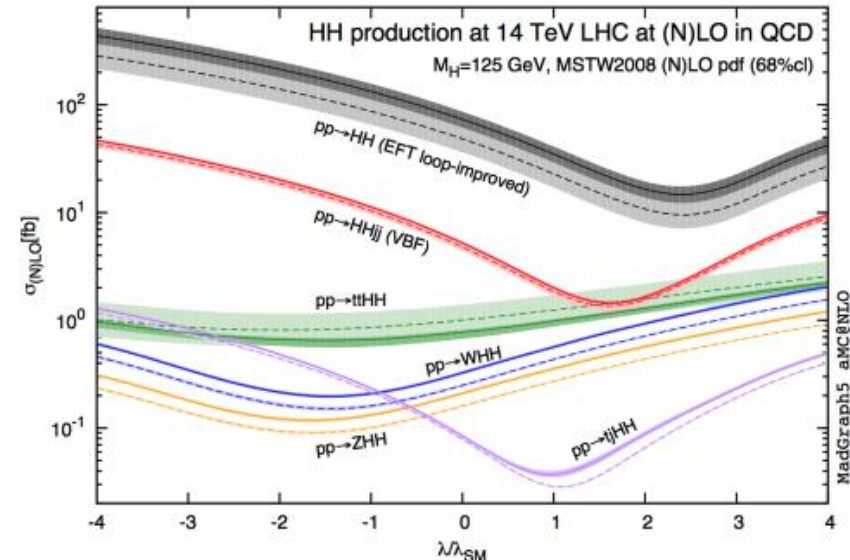
# Physics Motivation

- The trilinear self-coupling of the Higgs boson  $\lambda_{HHH}$  is only directly accessible via HH production at LHC
- The HH searches not fully explored the decays involving the second-generation fermions, such as  $HH \rightarrow bb\mu\mu$

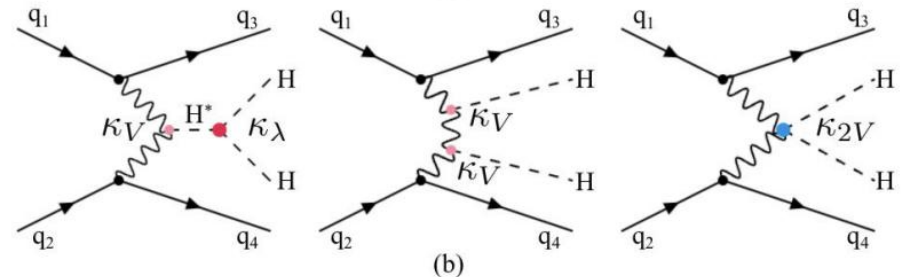
The dominant bkg of this process is DY + jets.

Other bkg, such as  $tt$ , single Higgs, which contains  $ggH$ ,  $VBFH$ ,  $ttH$ ,  $ZH$  and  $bbH$  are also considered.

This rare process dominantly occurs via  $ggF$ . VBF is the second largest production mode. We only consider these two modes.



(a)



(b)



# Analysis Strategy

Object selection  
Event selection

All Events

VBF signal separation

No

Pre-ggF

Yes

Pre-VBF

In the ggF group, events are further divided depending on the kinematic that varies with  $k_\lambda$

In the VBF group, events are then separated depending on the kinematic variation due to  $k_{2V}$

$m_{jj}^{VBF} < 880 \text{ GeV}$

$m_{jj}^{VBF} > 880 \text{ GeV}$

ggF category

VBF category

ggF SM category

ggF BSM category


VBF SM category

VBF BSM category

Use only MC to do the search.

Events are divided into two groups depending on the jets from the VBF events topology.

In addition, in the two ggF categories, also used BDT approach (XGBoost) to suppress the bkg



In each signal category, do the bkg rejection to optimize the signal sensitivity vs bkg



# Object selection and event selection

## Object selection

For muon candidates:

- $p_T > 20$  GeV
- $|\eta| < 2.4$

For jet candidates:

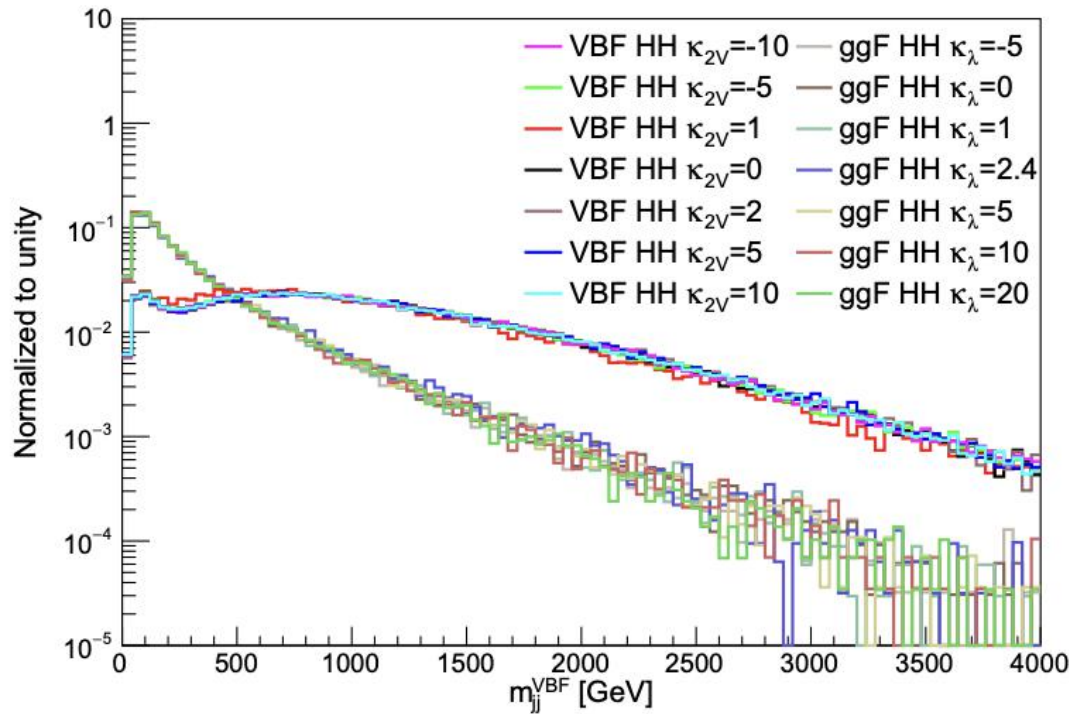
- $p_T > 20$  GeV
- $|\eta| < 4.7$  (2.4) for jet (b-tagged jet)

## Event selection

- at least two oppositely charged muons
- $100 \text{ GeV} < m_{\mu\mu} < 180 \text{ GeV}$
- at least two bjets
- $70 \text{ GeV} < m_{bb} < 190 \text{ GeV}$



# VBF and ggF categorization



To select events corresponding to HH production via VBF, additional requirements are imposed.

The VBF process is featured by the presence of two additional energetic jets.

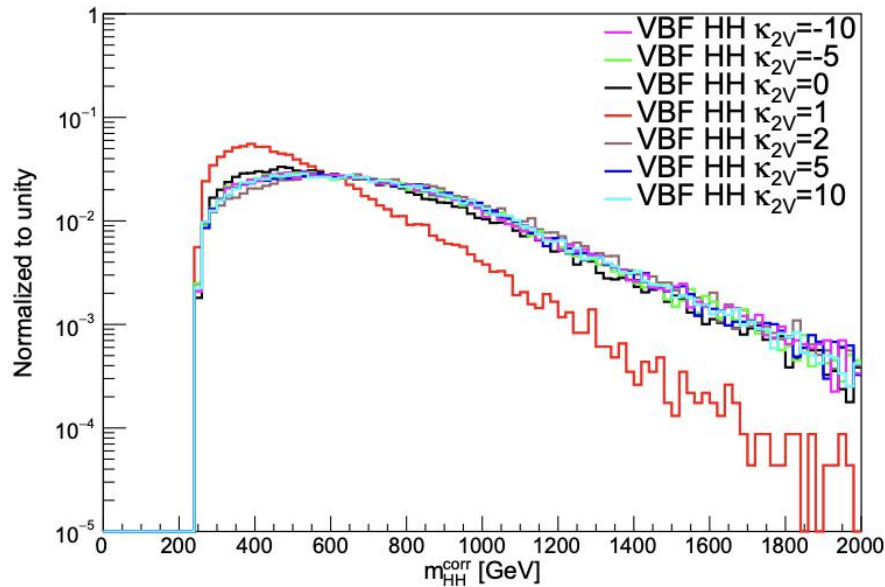
These VBF jets are expected to have a large pseudorapidity separation and a large dijet invariant mass.

The VBF events clearly have a much harder spectrum with respect to ggF. VBF as signal, ggF as bkg, use  $m_{jj}^{VBF}$  var to do optimization in order to maximize the separation of VBF and ggF signal (SM VBF and SM ggF as benchmark)

$$m_{jj}^{VBF} > 880 \text{ GeV as VBF category}$$



# Categorization in each VBF and ggF category



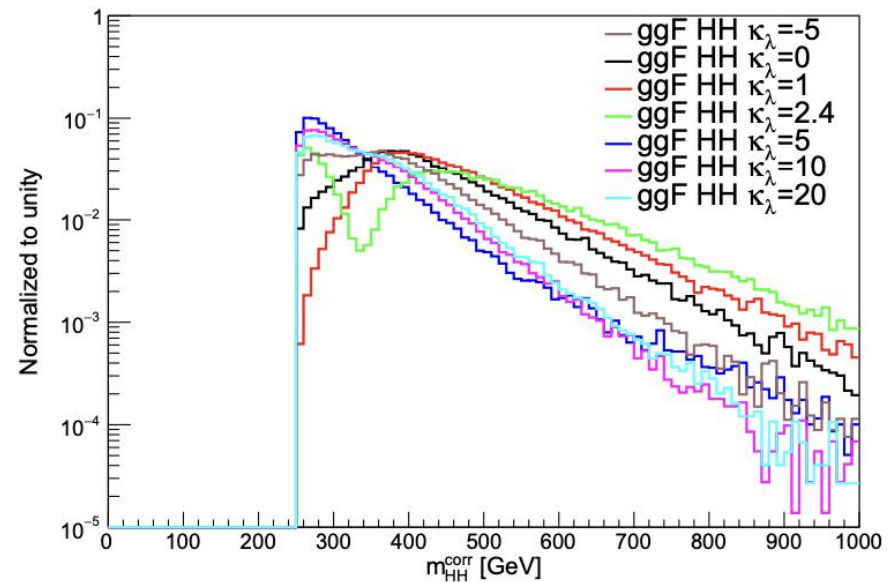
In the VBF group, events are then separated depending on the kinematic variation due to  $\kappa_{2V}$ . The signals with anomalous  $\kappa_{2V}$  values have a much harder spectrum than the SM VBF HH signal.

## In VBF category

split the signal into 2 categories:

< 680 GeV : VBF SM category

> 680 GeV : VBF BSM category



On the contrary, signal events generated with  $\kappa_\lambda$  close to 1 are more enriched in the high mass region. The other events enter more in the low mass region.

## In ggF category

split the signal into 2 categories:

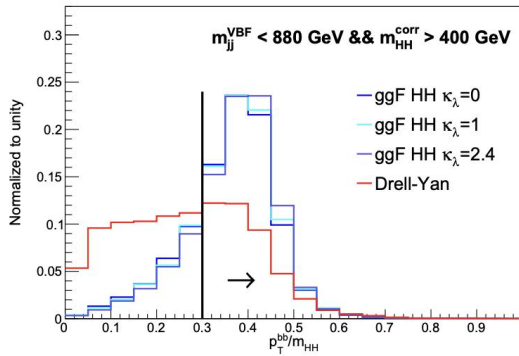
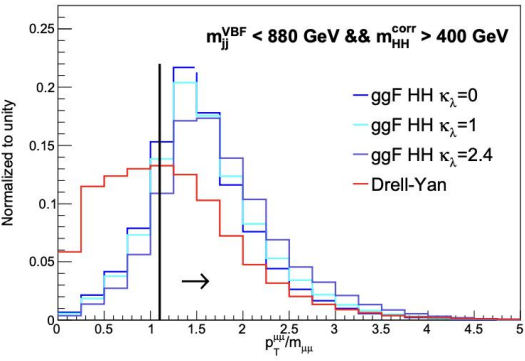
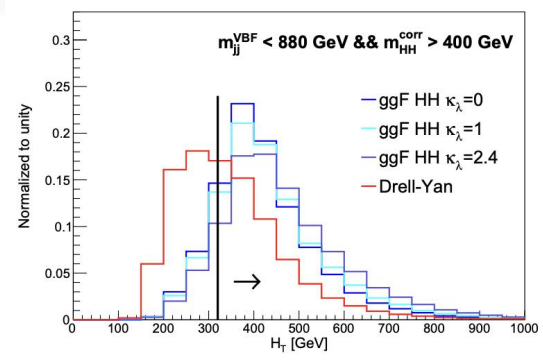
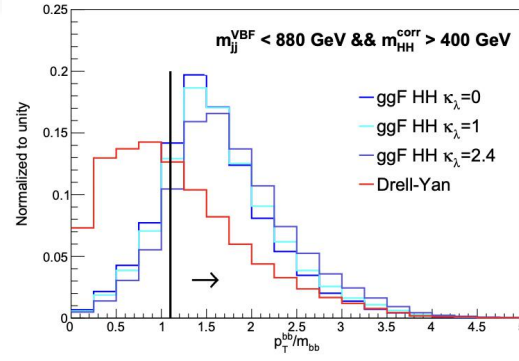
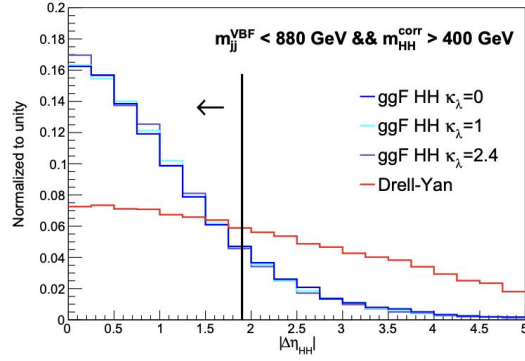
< 400 GeV : ggF BSM category

> 400 GeV : ggF SM category

$$m_{HH}^{\text{corr}} = m_{HH} - (m_{\mu\mu} - 125) - (m_{bb} - 125)$$



# Bkg rejection in ggF SM category (Cutbased analysis)



$$|\Delta\eta_{HH}| < 1.9$$

$$p_T^{bb}/m_{bb} > 1.1$$

$$p_T^{\mu\mu}/m_{\mu\mu} > 1.1$$

$$p_T^{bb}/m_{HH} > 0.3$$

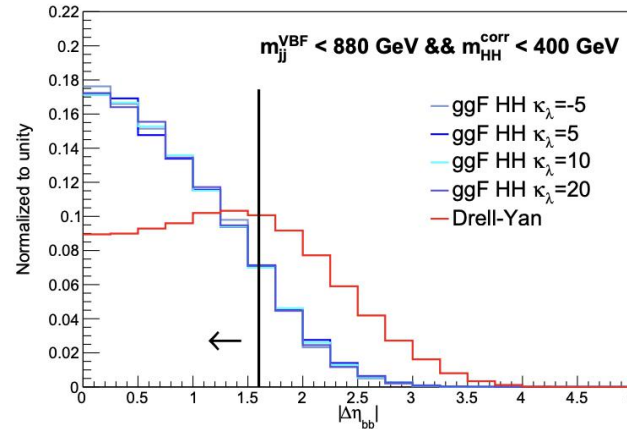
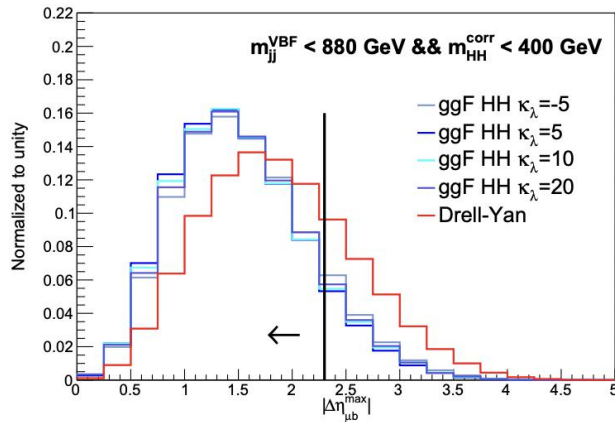
$$H_T > 320 \text{ GeV}$$

Five discriminating variables are chosen. The  $|\Delta\eta_{HH}|$ , both the signal and the DY events are energetic and are mostly having the  $b\bar{b}$  and  $\mu\mu$  systems back-to-back. The signal events tend to be more transverse resulting in smaller values, while the DY events are less transverse leading to a larger spread in this variable, as shown in upper left plots.

The relative  $p_T$  variables and  $H_T$ , are very effective in separating the signal and the DY background events.



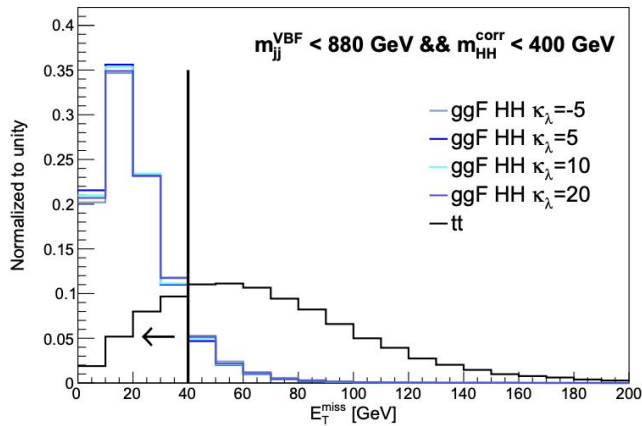
# Bkg rejection in ggF BSM category (Cutbased analysis)



$$|\Delta\eta_{\mu b}^{max}| < 2.3$$

$$|\Delta\eta_{bb}| < 1.6$$

$$E_T^{miss} < 40 \text{ GeV}$$



There are two outstanding variables that can improve the signal significance.

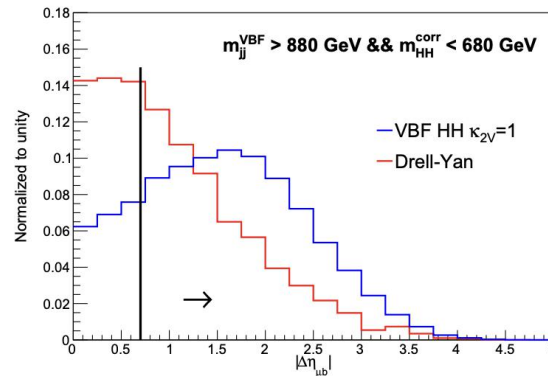
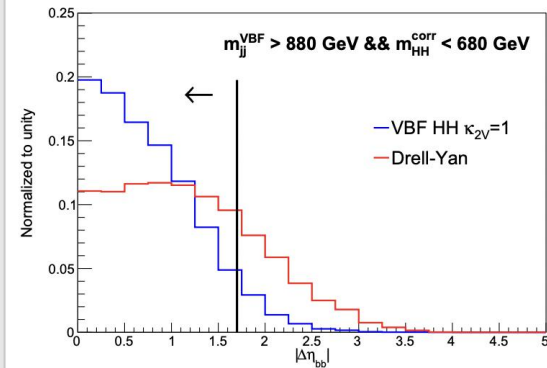
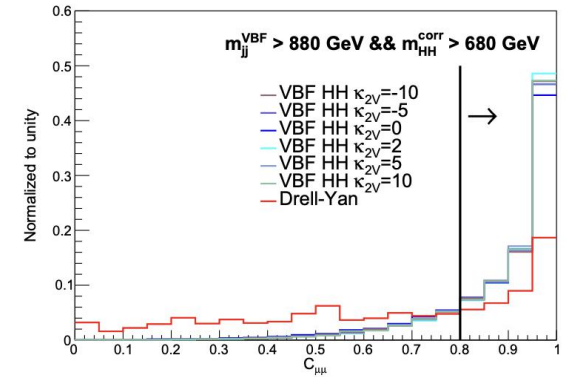
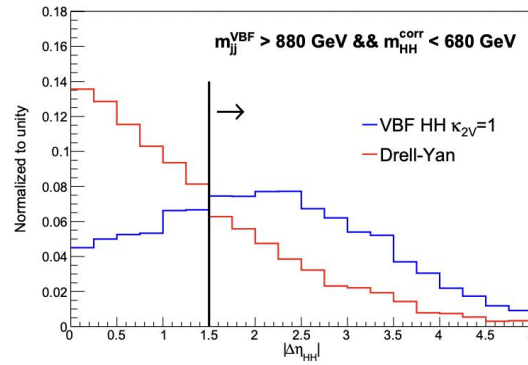
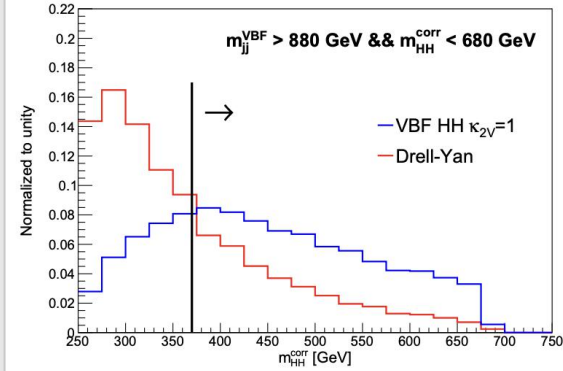
Different than other categories, there emerge a lot of  $t\bar{t}$  events. Almost all of the top quark decay through the weak interaction, producing a W boson and a bottom quark. Since the W boson decays leave neutrino that almost does not interact with the detector.

$E_T^{miss}$  is chosen to reject the  $t\bar{t}$  events.





# Bkg rejection in VBF SM, BSM category (Cutbased analysis)



VBF SM category

VBF BSM category

$$m_{HH}^{\text{corr}} > 370 \text{ GeV}$$

$$|\Delta\eta_{HH}| > 1.5$$

$$|\Delta\eta_{bb}| < 1.7$$

$$|\Delta\eta_{\mu b}| > 0.7$$

---


$$C_{(H \rightarrow \mu\mu)} > 0.8$$

In the VBF SM category, there found 4 variables that improve the significance in a sizable way.

In the VBF BSM category, has the lowest statistics among all due to  $m_{HH}^{\text{corr}} > 680 \text{ GeV}$  leave little room for optimization. Only one variable  $C_{\mu\mu}$  is chosen.

$$C_{\mu\mu} = e^{-\frac{4}{(\eta_1^{\text{VBF}} - \eta_2^{\text{VBF}})^2} (\eta^{\mu\mu} - \frac{\eta_1^{\text{VBF}} + \eta_2^{\text{VBF}}}{2})^2}$$



# Bkg rejection (Cutbased analysis)

Category	Variable Cut	$\epsilon_{\text{Signal}}$	$\epsilon_{\text{DY+tt}}$
ggF SM	$ \Delta\eta_{\text{HH}}  < 1.9$	53% ( $\kappa_\lambda = 1$ )	11%
	$p_{\text{T}}^{bb}/m_{bb} > 1.1$		
	$p_{\text{T}}^{\mu\mu}/m_{\mu\mu} > 1.1$		
	$p_{\text{T}}^{bb}/m_{\text{HH}} > 0.3$		
	$H_{\text{T}} > 320 \text{ GeV}$		
ggF BSM	$ \Delta\eta_{\mu b}^{\text{max}}  < 2.3$	55% ( $\kappa_\lambda = 5$ )	13%
	$ \Delta\eta_{bb}  < 1.6$		
	$E_{\text{T}}^{\text{miss}} < 40 \text{ GeV}$		
VBF SM	$m_{\text{HH}}^{\text{corr}} > 370 \text{ GeV}$	39% ( $\kappa_{2V} = 1$ )	3%
	$ \Delta\eta_{\text{HH}}  > 1.5$		
	$ \Delta\eta_{bb}  < 1.7$		
	$ \Delta\eta_{\mu b}  > 0.7$		
VBF BSM	$C_{\mu\mu} > 0.8$	69% ( $\kappa_{2V} = 10$ )	15%

Category	$m_{jj}^{\text{VBF}} \text{ (GeV)}$	$m_{\text{HH}}^{\text{corr}} \text{ (GeV)}$
ggF SM	$< 880$	$> 400$
ggF BSM	$< 880$	$< 400$
VBF SM	$> 880$	$< 680$
VBF BSM	$> 880$	$> 680$

List the cuts used in defining the above four categories.

Summary of the optimized cuts for background suppression and the corresponding efficiencies in all the four categories.



# Bkg rejection (BDT analysis)

Input Variable	Category	
	ggF SM	ggF BSM
$p_T^{\mu 1}, p_T^{\mu 2}, p_T^{b1}, p_T^{b2}$	✓	✓
$E_{\mu 1}, E_{\mu 2}, E_{b1}, E_{b2}$	✓	
$\eta^{\mu 1}, \eta^{\mu 2}$	✓	
$\eta^{b1}, \eta^{b2}$	✓	✓
$\eta_{j1}^{\text{VBF}}$		✓
$E_{\mu\mu}, E_{bb}, \eta_{\mu\mu}, \eta_{bb}, \cos \theta_{\mu\mu}, \cos \theta_{bb}$	✓	
$p_T^{\mu\mu}, p_T^{bb}, m_{\mu\mu}, m_{bb}$	✓	✓
$m_{\text{HH}}, m_{\text{HH}}^{\text{corr}}$	✓	
$p_T^{b1}/m_{bb}, p_T^{b2}/m_{bb}, p_T^{bb}/m_{bb}, p_T^{\mu 1}/m_{\mu\mu}, p_T^{\mu 2}/m_{\mu\mu}$	✓	
$p_T^{bb}/m_{bb}, p_T^{bb}/m_{\text{HH}}, p_T^{\mu\mu}/m_{\mu\mu}, p_T^{\mu\mu}/m_{\text{HH}}$	✓	✓
$H_T, p_T^{\text{HH}}, p_T^{\mu\mu}/p_T^{bb}$	✓	✓
$E_T^{\text{miss}}, \eta^{\text{miss}}$	✓	✓
$ \Delta\eta_{\text{HH}} ,  \Delta\eta_{\mu b} ,  \Delta\eta_{\mu b}^{\text{max}} ,  \Delta\eta_{\mu b}^{\text{other}} $	✓	✓
$ \Delta\eta_{bb} ,  \Delta\eta_{\mu\mu} $	✓	✓
$ \Delta R_{\text{HH}} ,  \Delta R_{\mu b} ,  \Delta R_{bb} ,  \Delta R_{\mu\mu} $	✓	✓
$ \Delta R_{\mu b}^{\text{min}} ,  \Delta R_{\mu b}^{\text{other}} ,  \Delta R_{jj}^{\text{VBF}} $	✓	
$ \Delta\phi_{\text{HH}} ,  \Delta\phi_{\mu b} ,  \Delta\phi_{bb} ,  \Delta\phi_{jj}^{\text{VBF}} $	✓	✓
$ \Delta\phi_{\mu\mu} $	✓	

In the ggF SM and ggF BSM category, we train a huge amount of shallow decision trees and form them into an output with a strong separation power.

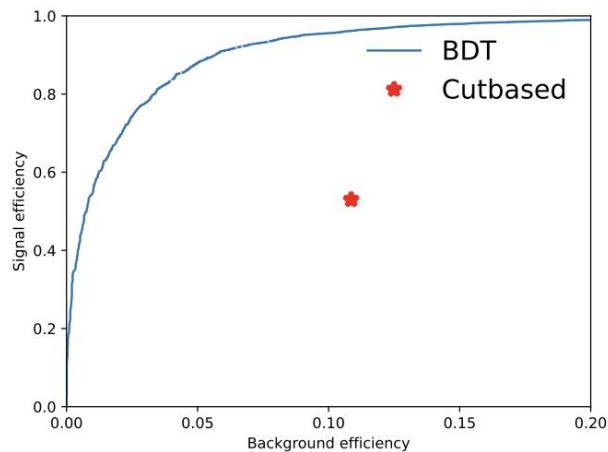
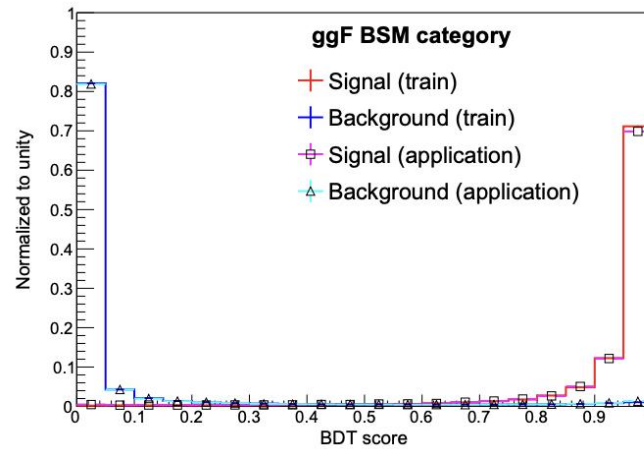
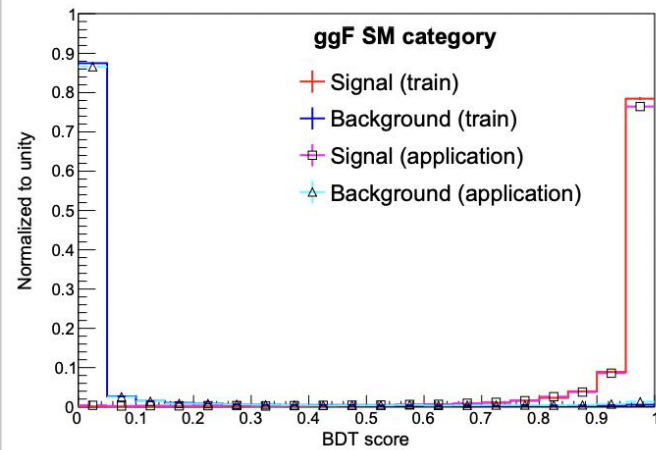
Summary of input variables for the BDT training in the two ggF categories.

$|\Delta\eta_{\mu b}^{\text{max}}|$  is the maximal  $|\Delta\eta|$  between muons and bjets, while  $|\Delta\eta_{\mu b}^{\text{other}}|$  is for the left muon and bjet.

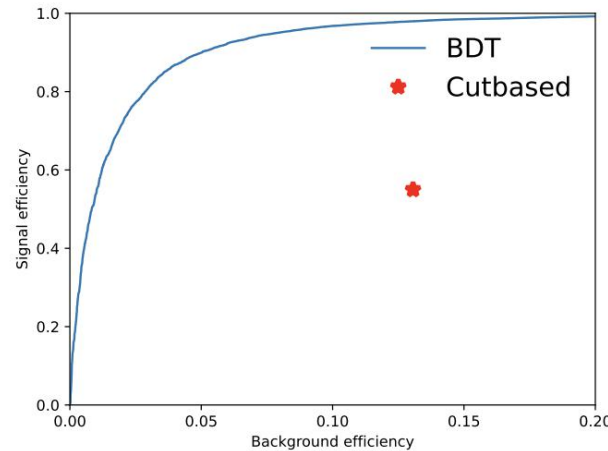
$|\Delta R_{\mu b}^{\text{min}}|$  and  $|\Delta R_{\mu b}^{\text{other}}|$  are defined accordingly.



# Bkg rejection (BDT analysis)



ggF SM category



ggF BSM category

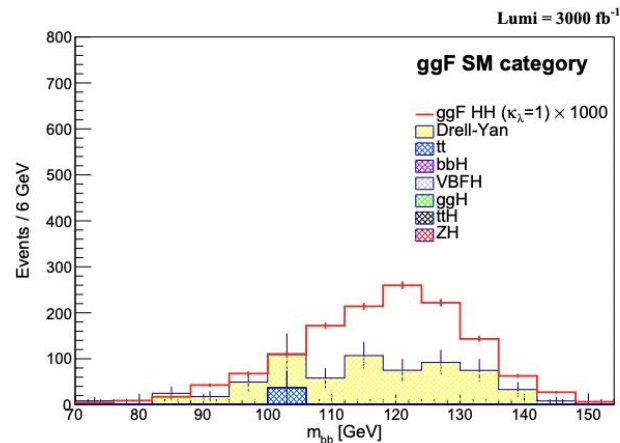
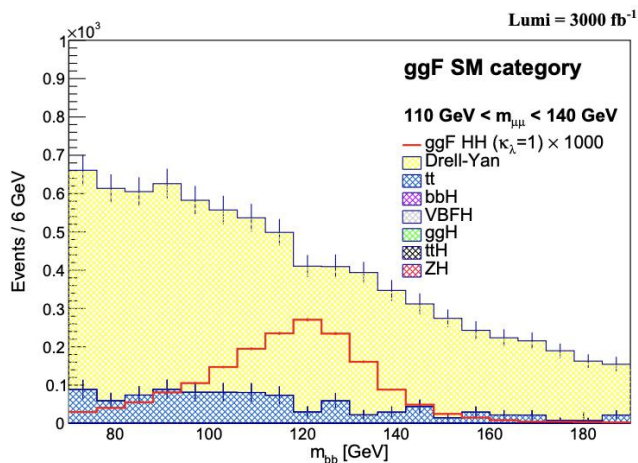
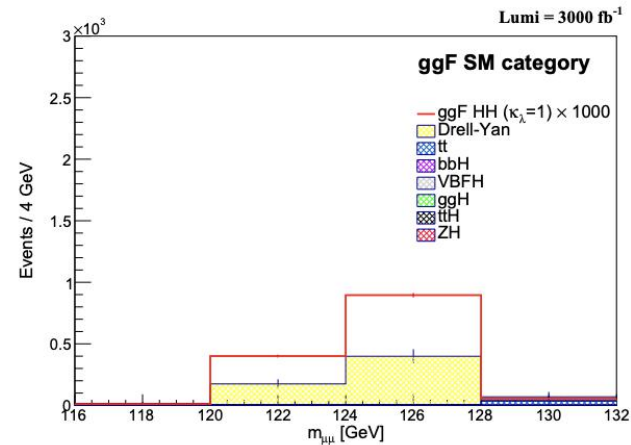
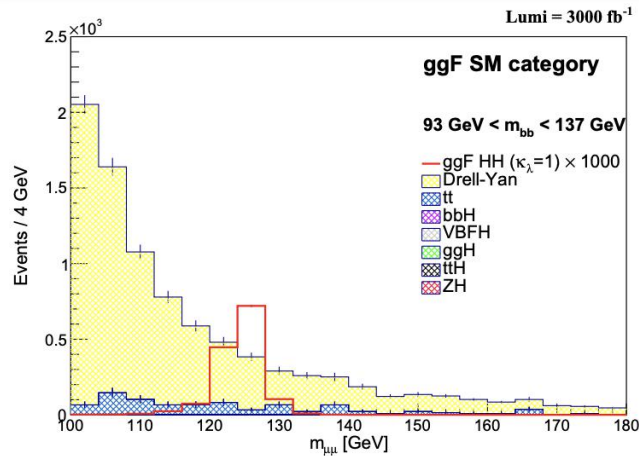
The BDT score distributions of the training and application samples for both the signal and the background

The improvement by BDT is visualized in the ROC curves.

The cut-based performance is shown as the red stars for comparisons.



# Fitting template

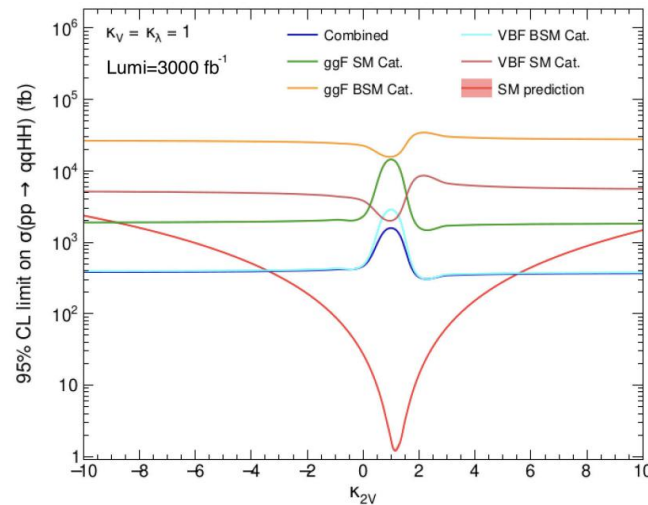
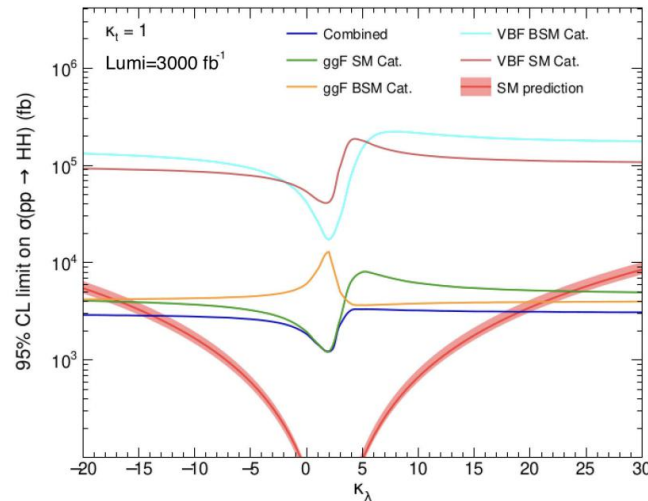


The fitting templates are the combined di-muon mass and di-bjet mass distributions, as shown in these four plots. Left for cut-based and right for BDT.

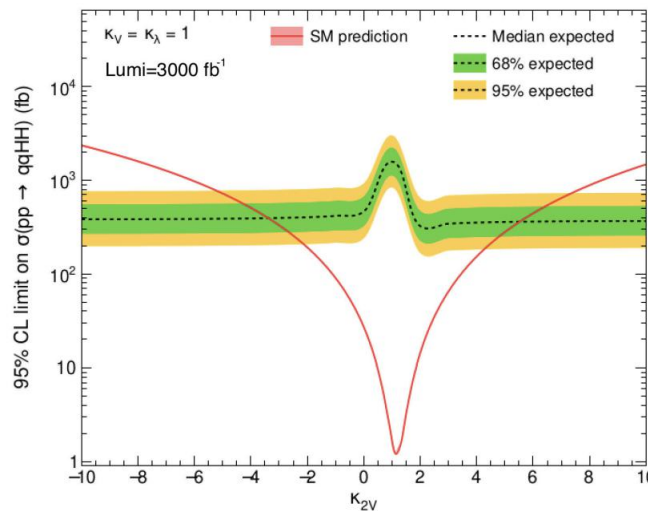
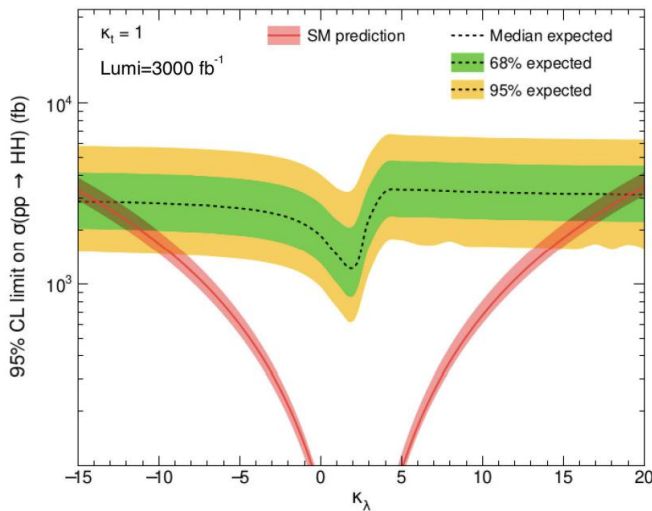
These four plots only represents ggF SM category. Other categories are not shown here.



# Result (Cutbased analysis)



The scan on  $\kappa_\lambda$  is shown in upper left plots with the individual contributions from each category and the combined one, and in lower left with the combined results using the cut-based approach. The red solid curve represents the theoretical prediction. Right are corresponding the  $\kappa_{2V}$  result.



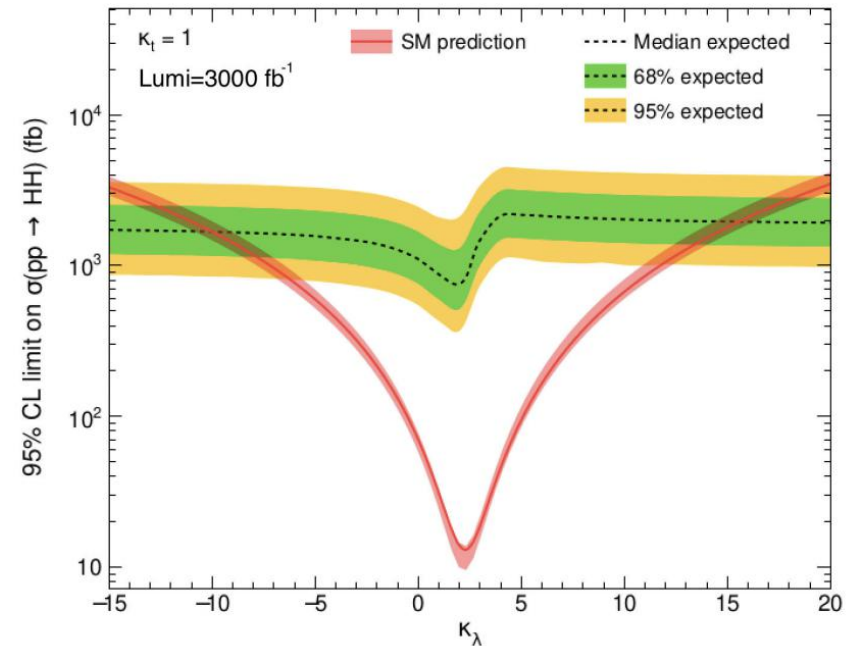
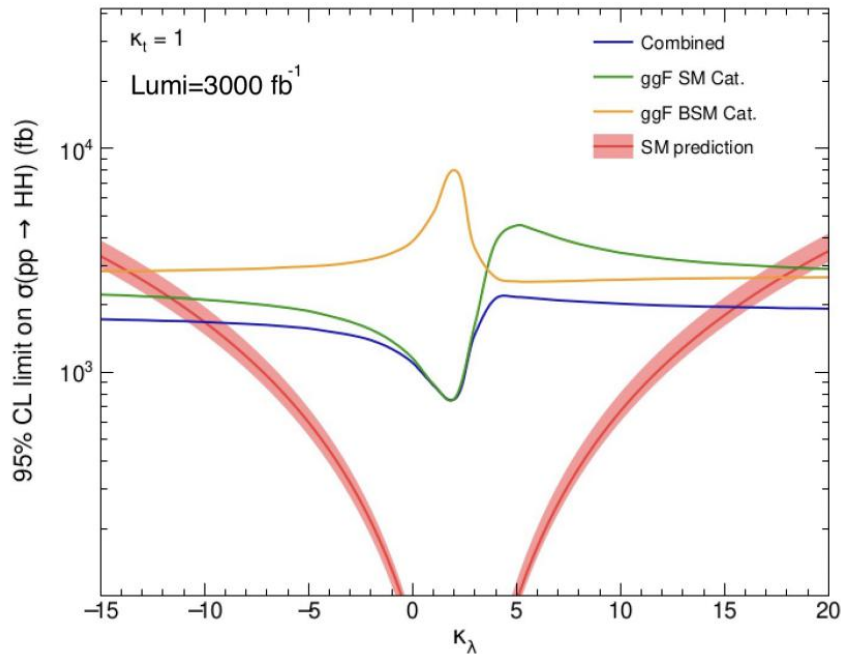
The expected exclusion is  $\kappa_\lambda < -13.8$  and  $\kappa_\lambda > 19.1$

The expected exclusion is  $\kappa_{2V} < -3.4$  and  $\kappa_{2V} > 5.5$

The expected upper limit is corresponds to 47 times the standard model prediction(Lumi=3000 fb<sup>-1</sup>).



# Result (BDT analysis)



The same scan on  $\kappa_\lambda$  is performed using the BDT approach as shown in left for the breakdown and right for the combined only.

The expected exclusion is  $\kappa_\lambda < -10.0$  and  $\kappa_\lambda > 15.5$ .

The expected upper limit is corresponds to **28** times the standard model prediction(Lumi=3000  $\text{fb}^{-1}$ ).



# Conclusion

- We present a comprehensive study of the Higgs boson pair production in the rare decay of  $HH \rightarrow b\bar{b}\mu^+\mu^-$  with both the ggF and VBF production modes included for the first time.
- With a luminosity up to  $3000 \text{ fb}^{-1}$ , the channel  $HH \rightarrow b\bar{b}\mu^+\mu^-$  can not lead to the observation of HH with the cut-based or the BDT approach.
- It is still able to contribute in a sizeable way to the HH search combination and can be sensitive to BSM enhancement given its small rate and excellent di-muon peak.

Analysis Type	$300 \text{ fb}^{-1}$	$450 \text{ fb}^{-1}$	$3000 \text{ fb}^{-1}$
ggF HH ( $\sigma/\sigma_{\text{SM}}$ )			
Cut-based	$152^{+87}_{-46}$	$123^{+70}_{-37}$	$47^{+26.1}_{-14.1}$
BDT	$96^{+56}_{-29.8}$	$77^{+45}_{-23.9}$	$28^{+16.3}_{-8.8}$
ggF+VBF HH ( $\sigma/\sigma_{\text{SM(ggF+VBF)}}$ )			
Cut-based	$152^{+86}_{-46}$	$122^{+70}_{-37}$	$46^{+26.1}_{-13.9}$
BDT	$96^{+56}_{-29.7}$	$77^{+45}_{-23.9}$	$28^{+16.2}_{-8.8}$
VBF HH ( $\sigma/\sigma_{\text{SM}}$ )			
Cut-based	$3195^{+1440}_{-960}$	$2555^{+1130}_{-760}$	$928^{+380}_{-265}$

Analysis Type	$300 \text{ fb}^{-1}$	$450 \text{ fb}^{-1}$	$3000 \text{ fb}^{-1}$
$\kappa_\lambda$ scan			
Cut-based	$(-26.9, 32.2)$	$(-24.0, 29.3)$	$(-13.8, 19.1)$
BDT	$(-20.7, 26.2)$	$(-18.3, 23.8)$	$(-10.0, 15.5)$
$\kappa_{2V}$ scan			
Cut-based	$(-7.6, 9.8)$	$(-6.6, 8.8)$	$(-3.4, 5.5)$





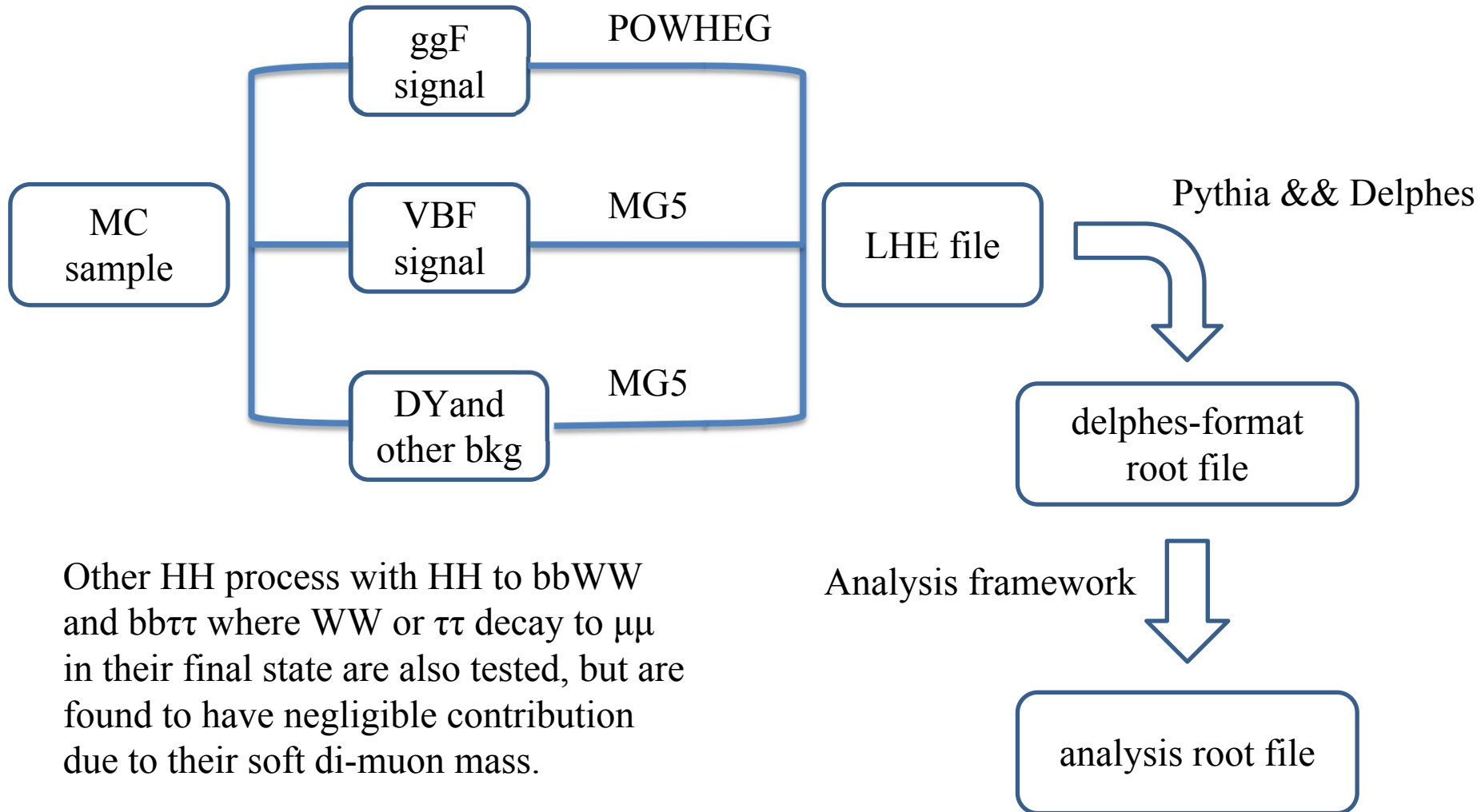
Thank you !



# Back Up



# MC sample



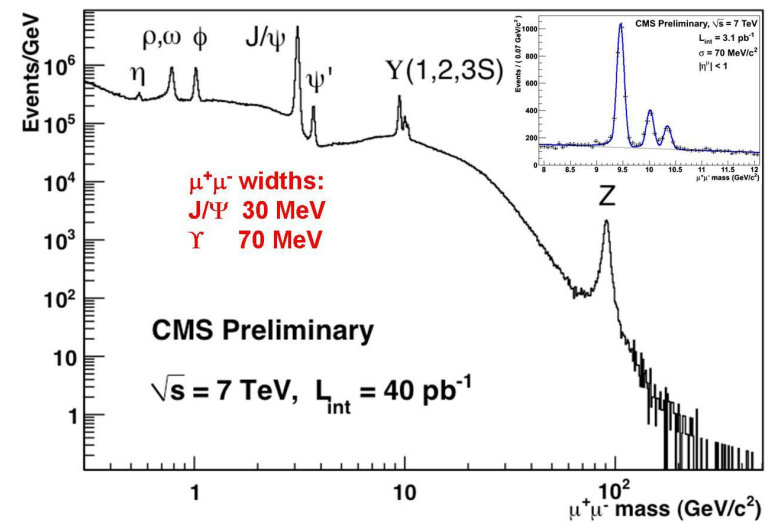


In terms of the expected sensitivity, the upper limits from the leading decay channels reach around 4 times the SM prediction on the ggF HH crosssection, while the combined results start to get close to 2 times.

The reason that we choose this decay channel is

$H \rightarrow b\bar{b}$  : The largest BR

$H \rightarrow \mu\mu$  : The excellent resolution of  $m_{\mu\mu}$





Process	$m_{l+l-}$ [GeV]	$\sigma$ [fb]	$N_{\text{events}}^{\text{gen}} (\times 10^6)$
Drell-Yan	[100, 150]	5481	9.98
Drell-Yan	[150, 200]	384	10.0
Drell-Yan	[200, $+\infty$ ]	201	1.0
$t\bar{t}$	—	4864	2.0
ggH	—	82836	1.0
VBFH	—	4058	1.0
ZH	—	1775	1.0
ttH	—	836	1.0
bbH	—	638	1.0
ggF signal			
$\kappa_\lambda = -5$	—	599	0.55
$\kappa_\lambda = 0$	—	70	0.55
$\kappa_\lambda = 1$	—	31	0.55
$\kappa_\lambda = 2.4$	—	13	0.55
$\kappa_\lambda = 5$	—	95	0.55
$\kappa_\lambda = 10$	—	672	0.55
$\kappa_\lambda = 20$	—	3486	0.55
VBF signal			
$\kappa_{2V} = -10$	—	2365	0.50
$\kappa_{2V} = -5$	—	722	0.50
$\kappa_{2V} = 0$	—	27	0.50
$\kappa_{2V} = 1$	—	1.73	0.50
$\kappa_{2V} = 2$	—	14.2	0.50
$\kappa_{2V} = 5$	—	279	0.50
$\kappa_{2V} = 10$	—	1479	0.50

TABLE I. Summary of Monte Carlo samples.

HL-LHC is expected to have  
23 events that HH to  $b\bar{b}\mu\mu$ .



## Some parameters for BDT

The training setup includes 2500 trees, the tree depth of 3 and a learning rate of 0.08 (0.1) for ggF SM category (ggF BSM category).

The MC samples are splitted into 64%, 16% and 20% for training, testing and application.

The signal samples used in the ggF SM category include  $\kappa\lambda = 1$ .

The signal samples used in the ggF BSM category include  $\kappa\lambda = 5, 10, 20$ .

Both the DY and tt processes are used as the background in the training.

We use only MC sample to do the search, not involving the response of the detector.

So it doesn't contain the system uncertainty.