

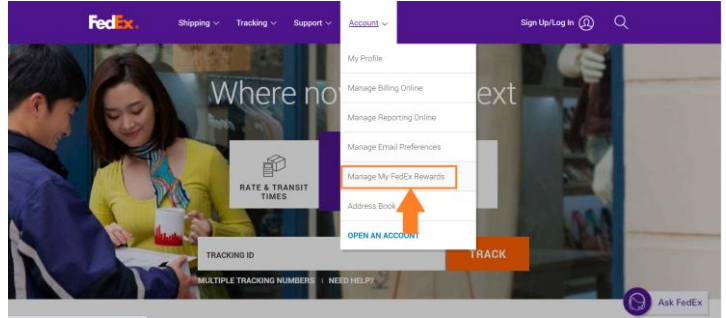


My FedEx Rewards (MFR) Registration Steps

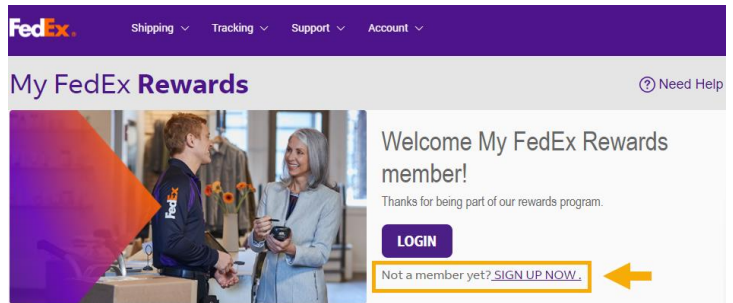
1. Click on the [“Register Now”](#) button from the MFR invitation email or Go to fedex.com under “Account” tab, click [“Manage My FedEx Rewards”](#).



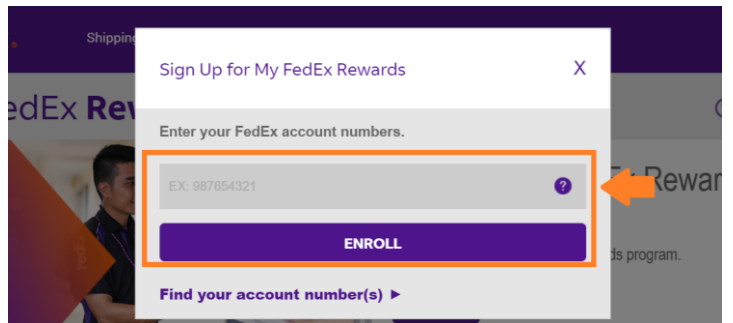
You will need to create fedex.com user ID at fedex.com before registration if you do not have one.



2. You will be directed to MFR Login Page. Click on “Not a member yet? SIGN UP NOW”.



3. Key in your FedEx shipping account number and click “ENROLL”.



4. You will be directed to fedex.com login page. Key in your “User ID” and “Password”. FedEx.com login details must be tied to the same account being invited to MFR. Then click “Login”.

