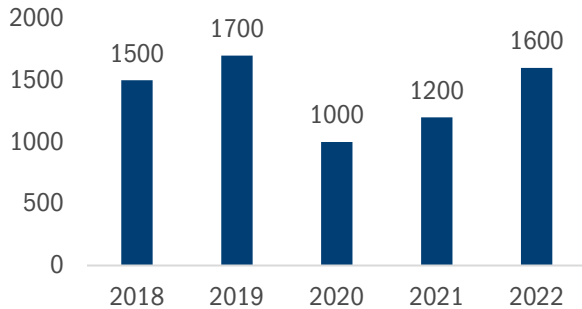


Leisure & Hospitality

The Leisure & Hospitality industry includes all workers classified under NAICS code 71 (employees providing artistic or cultural entertainment to customers) and NAICS code 72 (employees providing food and lodging for customers). In 2022, the Leisure & Hospitality industry employed 70,446 employees at 5,484 establishments around Montana.¹

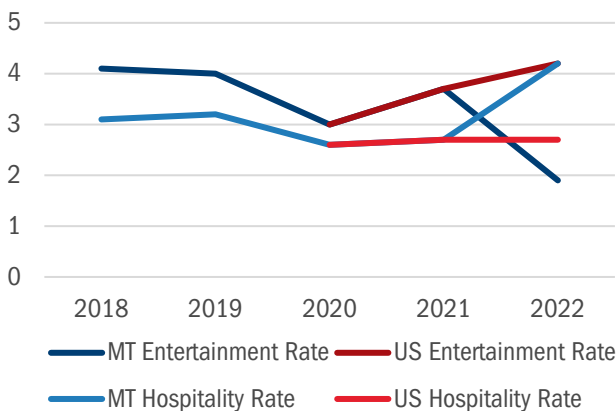
Number of Work-Related Injuries and Illnesses

In 2022, workers in the Leisure & Hospitality industry reported roughly 1,600 non-fatal injuries or illnesses.²



Rate of Work-Related Injuries and Illnesses

In 2022, workers in the Leisure & Hospitality industry reported roughly 3.8 non-fatal injuries or illnesses per 100 full-time workers. This rate can be broken into entertainment and hospitality sub-industry rates to compare against national rates. The Montana hospitality rate is greater than the national rate while the entertainment rate is lower than the national rate.³

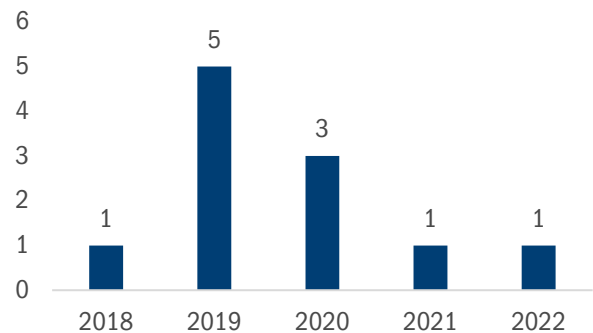


Details of Work-Related Injuries and Illnesses

- Of 1,600 total injuries reported by workers in the Leisure & Hospitality industry, 800 injuries (50%) resulted in the worker missing workdays or working with restrictions.
- Sprains, strains, and tears were the most common injury nature described (25.6%).
- Parts of the arm or hand (41.4%) were the most common body part injured.
- Slips, trips, and falls were the most common injury event (29.3%).

Number of Work-Related Fatalities

The Leisure & Hospitality industry reported 1 work-related fatality in 2022.⁴ There have been 11 work-related fatalities in this industry in the past 5 years.



Sources

- ¹ BLS Quarterly Census of Employment and Wages
- ² BLS MT Survey of Occupational Injuries and Illnesses
- ³ BLS US Survey of Occupational Injuries and Illnesses
- ⁴ BLS MT Census of Occupational Fatalities