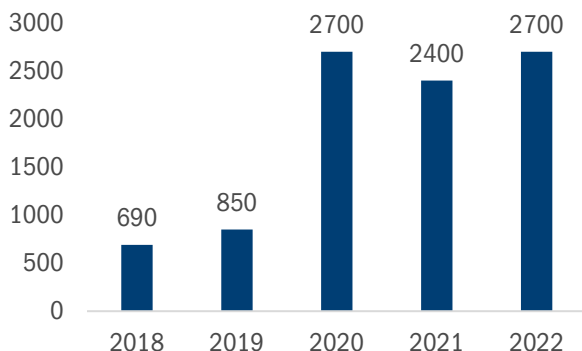


Education & Health Services

The Education & Health Services industry includes all workers classified under NAICS code 61 (employees providing instruction and training to students) and NAICS code 62 (employees providing healthcare and social services to patients). In 2022, the Education & Health Services industry employed 75,995 employees at 5,643 establishments around Montana (this figure does not include public employment).¹

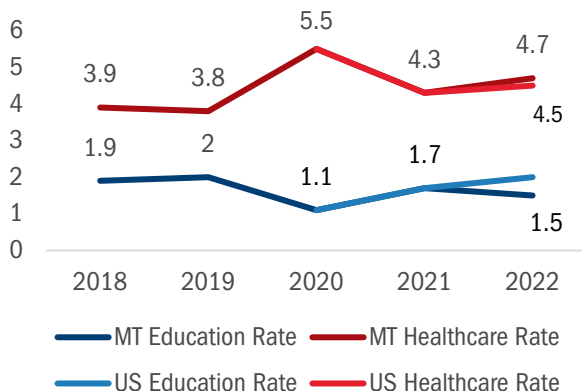
Number of Work-Related Injuries and Illnesses

In 2022, workers in the Education & Health Services industry reported roughly 2,700 non-fatal injuries or illnesses.²



Rate of Work-Related Injuries and Illnesses

In 2022, workers in the Education & Health Services industry reported roughly 3.4 non-fatal injuries or illnesses per 100 full-time workers. This rate can be broken into education and healthcare sub-industry rates to compare against national rates. The Montana education rate is lower than the national rate while the healthcare rate is the same as the national rate.³

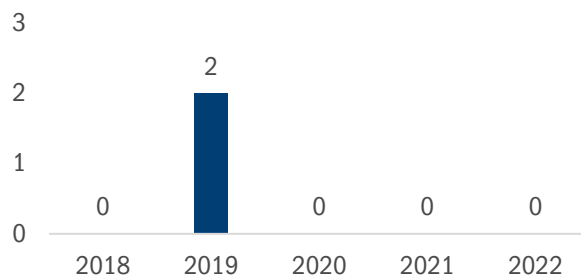


Details of Work-Related Injuries and Illnesses

- Of 2,700 total injuries reported by workers in the Education & Health Services industry, 1,400 injuries (51.9%) resulted in the worker missing workdays or working with restrictions.
- Sprains, strains, and tears were the most common injury nature described (35.2%).
- Internal body systems (23.5%) and arms and hands (23.1%) were the most common body parts injured.
- Overexertion or bodily reaction was the most common injury event (34.8%), although slips, trips, and falls (26.5%) and exposure to harmful substances or environments (24.6%) were also common injury events.

Number of Work-Related Fatalities

There were no work-related fatalities reported in the Education & Health Services industry in 2022.⁴ There have been 2 work-related fatalities in this industry in the past 5 years.



Sources

- ¹ BLS Quarterly Census of Employment and Wages
- ² BLS MT Survey of Occupational Injuries and Illnesses
- ³ BLS US Survey of Occupational Injuries and Illnesses
- ⁴ BLS MT Census of Occupational Fatalities

