

# SnarkPack: Practical SNARK Aggregation

Nicolas Gailly<sup>1</sup>, Mary Maller<sup>2</sup>, and Anca Nitulescu<sup>1</sup>

<sup>1</sup> Protocol Labs.

<sup>2</sup> Ethereum Fondation.

`nikkolasg@protocol.ai`, `mary.maller@ethereum.org`, `anca@protocol.ai`

**Abstract.** Zero-knowledge SNARKs (zk-SNARKs) are non-interactive proof systems with short and efficiently verifiable proofs that do not reveal anything more than the correctness of the statement. zk-SNARKs are widely used in decentralised systems to address privacy and scalability concerns.

A major drawback of such proof systems in practice is the requirement to run a trusted setup for the public parameters. Moreover, these parameters set an upper bound to the size of the computations or statements to be proven, which results in new scalability problems.

We design and implement SnarkPack, a new argument that further reduces the size of SNARK proofs by means of aggregation. Our goal is to provide an off-the-shelf solution that is practical in the following sense: (1) it is compatible with existing deployed SNARK systems, (2) it does not require any extra trusted setup.

SnarkPack is designed to work with Groth16 scheme and has logarithmic size proofs and a verifier that runs in logarithmic time in the number of proofs to be aggregated. Most importantly, SnarkPack reuses the public parameters from Groth16 system.

SnarkPack can aggregate 8192 proofs in 8.7s and verify them in 163ms, yielding a verification mechanism that is exponentially faster than other solutions. SnarkPack can be used in blockchain applications that rely on many SNARK proofs such as Proof-of-Space or roll-up solutions.

**Keywords:** public-key cryptography, SNARKs, proof aggregation, bilinear pairings

# Table of Contents

SnarkPack: Practical SNARK Aggregation .....	1
<i>Nicolas Gailly, Mary Maller, and Anca Nitulescu</i>	
1 Introduction .....	3
2 Preliminaries .....	6
2.1 Notations and General Background .....	6
2.2 Cryptographic Primitives .....	8
2.3 KZG Polynomial Commitment .....	10
2.4 Assumptions .....	11
3 Overview of our Techniques .....	11
3.1 Background on Groth16 .....	11
3.2 Building Blocks for Aggregation .....	12
3.3 Framework for Aggregation .....	13
4 Pair Group Commitment Schemes .....	13
4.1 Single group version $CM_s$ .....	14
4.2 Double group version $CM_d$ .....	14
5 MT-IPP Scheme .....	15
5.1 Final Commitment Keys .....	18
6 SnarkPack: Aggregation Scheme .....	20
7 Implementation .....	22
A Assumptions in GGM .....	26
A.1 ASSGP Assumption in GGM .....	26
A.2 ASDGP Assumption in GGM .....	27
B Groth16 Scheme .....	29

# 1 Introduction

**Arguments of Knowledge.** Decentralised systems make extensive use of protocols that enable a prover to post a statement together with a *short* proof, such that any verifier can publicly check that the statement (e.g., correctness of a computation, claims of storage etc.) is true while expending fewer resources, e.g. less time than would be required to re-execute the computation.

SNARKs are such proofs that allow to demonstrate knowledge of a satisfying witness to some NP statement and have verification time and proof size independent of the size of this witness. If these proofs also conceal anything else about the witness we refer to them as zk-SNARKs. In the last decade, there has been a series of works on constructing SNARKs [BCI<sup>+</sup>13, GGPR13, PHGR13, BCTV14, Gro16] with constant-size proofs that rely on trusted setups.

SNARKs are becoming very popular in real-world applications such as delegated computation or blockchain systems: As examples of early practical use case, Zerocash [BCG<sup>+</sup>14] showed how to use zk-SNARKs in distributed ledgers to achieve payment systems with strong privacy guarantees. The Zerocash protocol, with some modifications, is now commercially deployed in several cryptocurrencies, e.g. Zcash.

More recent zk-SNARK use cases are Aztec and zkSync, two projects boosting the scalability and privacy of Ethereum smart contracts<sup>3</sup>. Another example of SNARK application is the Filecoin System<sup>4</sup> that implements a decentralized storage solution for the internet.

Due to their rapid and massive adoption, the SNARKs schemes used today start facing new challenges: the generation of trusted setups requires complicated ceremonies, proving large statements has significant overhead, verifying multiple proofs is expensive even with batching, so many blockchain systems have therefore scalability issues.

*Trusted Setup Ceremony.* All the constant-size zk-SNARK schemes have a common major disadvantage in practice: they rely on some public parameters, the structured reference string (SRS), that are generated by a trusted setup. In theory, this setup is run by a trusted-third party, while in practice, such a string can be generated by a so called "ceremony", a multi-party computation between participants who are believed not to collude as shown in [ABL<sup>+</sup>19, BGM17, BCG<sup>+</sup>15]. Generating such trusted setup is a cumbersome task. These ceremonies are expensive in terms of resources, they must follow specific rules and are generally hard to organise: hundreds of participants with powerful machines need to join efforts to perform a multi-party computation over multiple months.

*Groth16.* The construction by Groth [Gro16] is the state-of-the-art for pairing-based zk-SNARKs. Groth16 requires to express the computation as an arithmetic circuit and relies on some trusted setup to prove the circuit satisfiability. Due to its short proof size (3 group elements) and verifier's efficiency, Groth16 has become a de facto standard in blockchain projects. This results in a great number of available implementations, code auditing and multiple trusted setup ceremonies run by independent institutions.

**Motivation.** Importantly, the trusted setup in SNARK schemes sets an upper bound on the size of computations that can be proven (number of constraints in the circuit description). Because modern applications have an increased demand for the size of circuits, Groth16 starts to face scalability problems. A simple solution would be to split the computation in different pieces, and prove them independently in smaller circuits, but this increases the number of proofs to be added to a single statement and the verification time.

We address this problem by showing a method to reduce the overhead in communication and verification time for multiple proofs without the need of further larger trusted setup ceremonies.

<sup>3</sup> Aztec, <https://zk.money>; zksync, <https://zksync.io>; <https://ethereum.org>

<sup>4</sup> Filecoin, <https://filecoin.io>

*Filecoin System.* One example is Filecoin [Lab18] proof-of-space blockchain. To onboard storage in the network, Filecoin miners post a Groth16 proof that they correctly computed a Proof-of-Space [Fis19]. Each proof guarantees that the miner correctly “reserves” 32GB of storage to the network and consists in 10 different SNARKs. The chain currently processes a large number of proofs each day: approximately 500,000 Groth16 proofs, representing 15 PiB of storage.

**Contribution.** We look into reducing proof size and verifier time for SNARKs even further by exploring techniques to aggregate proofs without the requirement for additional trusted setups.

We design SnarkPack, an argument that allows to aggregate  $n$  Groth16 zkSNARKs with a  $O(\log n)$  proof size and verifier time. Our scheme is based on a trusted setup that can be constructed from two different existing ceremonies (e.g. the “powers of tau” for Zcash [zca18] and Filecoin [Fil20]).

Being able to rely on the security of well-known trusted setups for which the ceremonies have been largely publicly advertised is a great advantage in practice and makes SnarkPack immediately useful in real-world applications.

Our techniques are generic and can also apply to other pairing-based SNARKs. However, we chose to focus on Groth16 proofs and tailor optimisations for this case, since it is the most popular scheme among practitioners. Therefore, SnarkPack is the first practical system that can be used in blockchains applications to reduce the on-chain work by employing verifiable outsourcing to process a large number of proofs off-chain. This applies broadly to any system that needs to delegate batches of state updates to an untrusted server.

**Related Work.** Prior works have built similar schemes for recursion or aggregation of proofs, but they all have critical shortcomings when it comes to implementing them in real-world systems.

Bünz et al. [BMM<sup>+</sup>19] presented a scheme for aggregating Groth16 proofs that requires a specific trusted setup to construct the structured reference string (SRS) necessary to verify such aggregated proofs. Our result is conceptually similar with the Bünz et al. while it benefits from many optimizations. We focus specifically on aggregating proofs generated using the same Groth16 SRS which is the common use case, as opposed to the generic result in [BMM<sup>+</sup>19] that allow aggregation of proofs from different SRSes. Our result can be extended to support this later case as well.

While our techniques built on top of inner pairing arguments with logarithmic verifier already introduced by [DRZ20], we build new such schemes that avoid the need of a different trusted setup ceremony (other than the existing SNARK setup). Our approach for aggregation is preferable to [BMM<sup>+</sup>19] in practical use cases.

Other approach to aggregation rely on recursive composition. In more detail, [BCG<sup>+</sup>20] propose a new SNARK for the circuit that contains  $n$  copies of the Groth16 verifier’s circuit. However, constructing arithmetic circuits for pairings is expensive (e.g., computing a pairing on the BLS12-377 curve requires  $\approx 15000$  constraints as shown in [BCG<sup>+</sup>20]). The advantage of using such expensive schemes for aggregation is their transparent setup.

However, the costs are significant compared with our scheme: they compute FFTs, which require time  $O(n \log n)$ , the verifier performs  $O(n)$  cryptographic operations as opposed to  $O(n)$  field operations in our scheme and they require special cycles of curves.

SnarkPack has the advantages of both worlds: it benefits from the power of structured public parameters to avoid expensive computations, while it has the advantage of avoiding additional trust assumptions as it relies on already available trusted setup transcripts for the underlying Groth16 scheme.

**Our Techniques and Roadmap.** To explain how SnarkPack works, we need to consider 3 multiplicative cyclic groups  $\mathbb{G}_1, \mathbb{G}_2, \mathbb{G}_T$  of order  $p$  equipped with the bilinear map, also called "pairing"  $e : \mathbb{G}_1 \times \mathbb{G}_2 \rightarrow \mathbb{G}_T$  such that  $\forall a, b \in \mathbb{Z}_p : e(g^a, h^b) = e(g, h)^{ab}$ .

Groth16 proofs  $\pi$  for statements  $u = \mathbf{a}$  consist in 3 group elements  $\pi = (A, B, C)$ , where  $A, C \in \mathbb{G}_1$  and  $B \in \mathbb{G}_2$ . The high-level idea of Groth16 aggregation is quite simple: Since Groth16 verification consists in checking a pairing equation between the proof elements  $\pi = (A, B, C)$ , instead of checking that  $n$  different pairing equations are simultaneously satisfied, it is sufficient to prove that only one inner pairing product of a random linear combination of these initial equations defined by a verifier's random challenge  $r \in \mathbb{Z}_p$  holds. In a bit more detail, Groth16 verification asks to check an equation of the type  $e(A_i, B_i) = Y_i \cdot e(C_i, D)$  for  $Y_i \in \mathbb{G}_T, D \in \mathbb{G}_2$  where  $Y_i$  is a value computed from each statement  $u_i = \mathbf{a}_i$  and  $\pi_i = (A_i, B_i, C_i)_{i=0}^{n-1}$  are proof triples.

The aggregation will instead check a single randomized equation:

$$\prod_{i=0}^{n-1} e(A_i, B_i)^{r^i} = \prod_{i=0}^{n-1} Y_i^{r^i} \cdot e\left(\prod_{i=0}^{n-1} C_i^{r^i}, D\right).$$

We denote by  $Y'_{prod} := \prod_{i=0}^{n-1} Y_i^{r^i}$  so this can be rewritten as:

$$Z_{AB} = Y'_{prod} \cdot e(Z_C, D), \quad \text{where } Z_{AB} := \prod_{i=0}^{n-1} e(A_i, B_i)^{r^i} \text{ and } Z_C := \prod_{i=0}^{n-1} C_i^{r^i}.$$

What is left after checking that this unified equation holds is to verify that the elements  $Z_{AB}, Z_C$  are consistent with the initial proof triples in the sense that they compute the required inner product. This is done by applying an argument that proves two different inner pairing product relations:

- TIPP: the target inner pairing product takes some initial committed vectors  $\mathbf{A} \in \mathbb{G}_1, \mathbf{B} \in \mathbb{G}_2$  and shows that  $Z_{AB} = \prod_{i=0}^{n-1} e(A_i, B_i)$ ;
- MIPP: the multi-exponentiation inner product takes a committed vector  $\mathbf{C} \in \mathbb{G}_1$  and a vector  $\mathbf{r} \in \mathbb{Z}_p$  and shows that  $Z_C = \prod_{i=0}^{n-1} C_i^{r^i}$ .

**New Commitment Schemes.** The key ingredient for SnarkPack is the efficient realisation of the two specialised inner pairing product arguments following the ideas initially proposed by [DRZ20] and generalised to other inner products by [BMM<sup>+</sup>19]. These require a special commitment scheme that allows to commit to vectors of group elements in both source groups  $\mathbb{G}_1$  and  $\mathbb{G}_2$  with further homomorphic and collapsing properties. In order to obtain logarithmic size proof for inner product relations of committed values, we apply the Bulletproofs strategy [BCC<sup>+</sup>16] to "split and collapse" the vectors in half-sized ones at each step. The same is applied to the commitments and the commitments keys. The problem is that the verification cost for such inner pairing product arguments is linear in the size of vectors. A way to improve the efficiency of the verification is to rely on a structured trusted setup for the commitment keys and delegate the "split and collapse" task for the commitments to the prover, while enabling an efficient check that the task was performed correctly. This allows for log-time verification costs.

We therefore introduce two new Pair Group Commitment schemes described in Section 4 that allow to commit to vectors  $\mathbf{A}, \mathbf{C} \in \mathbb{G}_1, \mathbf{B} \in \mathbb{G}_2$ . Our commitments are doubly-homomorphic with respect to the message space and key space and they have a collapsing property. Both schemes have constant size commitments and are proved to be binding based on assumptions that hold in the generic group model. Our second scheme has the advantage that allows to commit to two vectors from two different groups with no size overhead. We think these schemes can be of independent interest in protocols that need to commit to source group elements.

**Reusing Groth16 Trusted Setup.** The advantage of our commitment schemes is that they can reuse existing public setups for Groth16 to generate their structured commitment keys.

The public parameters required for the generation of the commitment keys can be extracted from two *compatible* copies of Groth16 SRS.

For a given bilinear group  $(p, \mathbb{G}_1, \mathbb{G}_2, \mathbb{G}_T)$ , Groth16 SRS consist among others in consecutive powers of some random evaluation point  $\tau$  in both groups  $\mathbb{G}_1$  and  $\mathbb{G}_2$ :  $\{g^{\tau^i}\}_i \in \mathbb{G}_1^d, \{h^{\tau^i}\}_i \in \mathbb{G}_2^d$ . We will call these "powers of tau".

The generation of SnarkPack public parameters (the commitment keys) comes naturally from two ceremonies for Groth16 setup (also known as "powers of tau") for the same generators  $g$  and  $h$  and different powers  $a = \tau_1$  and  $b = \tau_2$ :  $g, h, g^{\tau_1}, \dots, g^{\tau_1^n}, h^{\tau_1}, \dots, h^{\tau_1^n}$ , one up to  $n$  and the other  $g^{\tau_2}, \dots, g^{\tau_2^m}, h^{\tau_2}, \dots, h^{\tau_2^m}$  up to  $m \geq n$ .

Our assumptions rely on the fact that cross powers (e.g.  $g^{\tau_1 \tau_2}$ ) are not known to the prover. Since the two SRS we use are the result of two independent ceremonies, it is unlikely that such terms can be learned since  $\tau_1$  and  $\tau_2$  were destroyed after the SRS generation.

In practice, we fortunately have at least two ceremonies that satisfy the requirements for same group generators and different powers: Such values can be obtained from the powers of tau transcript of Zcash [zca18] and Filecoin [Lab18]. The SRS created goes up to  $n = 2^{19}$  for  $\tau_1$  and  $m = 2^{127}$  for  $\tau_2$ .

**MT-Inner Pairing Product Argument:** In Section 5 we design an efficient argument that proves together a multi-exponentiation inner product (MIPP) and a target inner pairing product (TIPP) with minimal overhead. The key ingredients in the MT-IPP scheme are our new pair group commitments. Therefore, this makes our MT-IPP argument compatible with existing Groth16 setup ceremonies. We further add some important optimisations that make our scheme more efficient than the combination of the two different schemes proposed by [BMM<sup>+</sup>19].

**Implementation.** In Section 7 we provide benchmarks, optimisation details for our implementation in Rust, and evaluate its efficiency against batching. SnarkPack is exponentially more efficient than aggregation via batching: it takes 163ms to verify an aggregated proof for 8192 proofs (including unserialization) versus 621ms when doing batch verification. The former is of 40kB in size. The aggregator can aggregate 8192 proofs in 8.7s.

## 2 Preliminaries

### 2.1 Notations and General Background

*Bilinear Groups.* A bilinear group is given by a description  $\text{gk} = (p, \mathbb{G}_1, \mathbb{G}_2, \mathbb{G}_T)$  such that

- $p$  is prime, so  $\mathbb{Z}_p = \mathbb{F}$  is a field.
- $\mathbb{G}_1 = \langle g \rangle, \mathbb{G}_2 = \langle h \rangle$  are cyclic groups of prime order  $p$ .
- $e : \mathbb{G}_1 \times \mathbb{G}_2 \rightarrow \mathbb{G}_T$  is a bilinear asymmetric map (pairing), which means that  $\forall a, b \in \mathbb{Z}_p$  :  $e(g^a, h^b) = e(g, h)^{ab}$ .
- Then we implicitly have that  $e(g, h)$  generates  $\mathbb{G}_T$ .
- Membership in  $\mathbb{G}_1, \mathbb{G}_2, \mathbb{G}_T$  can be efficiently decided, group operations and the pairing  $e(\cdot, \cdot)$  are efficiently computable, generators can be sampled efficiently, and the descriptions of the groups and group elements each have linear size.

*Vectors.* For  $n$ -dimensional vectors  $\mathbf{a} \in \mathbb{Z}_p^n, \mathbf{A} \in \mathbb{G}_1^n, \mathbf{B} \in \mathbb{G}_2^n$ , we denote the  $i$ -th entry by  $a_i \in \mathbb{Z}_p, A_i \in \mathbb{G}_1, B_i \in \mathbb{G}_2$  respectively.

Let  $\mathbf{A} \parallel \mathbf{A}' = (A_0, \dots, A_{n-1}, A'_0, \dots, A'_{n-1})$  be the concatenation of vectors  $\mathbf{A}, \mathbf{A}' \in \mathbb{G}_1^n$ .

We write  $\mathbf{A}_{[:\ell]} = (A_0, \dots, A_{\ell-1}) \in \mathbb{G}_1^\ell$  and  $\mathbf{A}_{[\ell:]} = (A_\ell, \dots, A_{n-1}) \in \mathbb{G}_1^{n-\ell}$  to denote slices of vectors  $\mathbf{A} \in \mathbb{G}_1^n$  for  $0 \leq \ell < n - 1$ .

*Inner pairing product.* We write group operations as multiplications. We define:

- $\mathbf{A}^x = (A_0^x, \dots, A_{n-1}^x) \in \mathbb{G}_1^n$  for  $x \in \mathbb{Z}_p$  and a vector  $\mathbf{A} \in \mathbb{G}_1^n$ .
- $\mathbf{A}^{\mathbf{x}} = (A_0^{\mathbf{x}}, \dots, A_{n-1}^{\mathbf{x}}) \in \mathbb{G}_1^n$  for vectors  $\mathbf{x} \in \mathbb{Z}_p^n$ ,  $\mathbf{A} \in \mathbb{G}_1^n$ .
- $\mathbf{A} * \mathbf{x} = \prod_{i=0}^{n-1} A_i^{x_i}$  for vectors  $\mathbf{x} \in \mathbb{Z}_p^n$ ,  $\mathbf{A} \in \mathbb{G}_1^n$ .
- $\mathbf{A} * \mathbf{B} := \prod_{i=0}^{n-1} e(A_i, B_i)$  for group vectors  $\mathbf{A} \in \mathbb{G}_1^n$ ,  $\mathbf{B} \in \mathbb{G}_2^n$ .
- $\mathbf{A} \circ \mathbf{A}' := (A_0 A'_0, \dots, A_{n-1} A'_{n-1})$  for vectors  $\mathbf{A}, \mathbf{A}' \in \mathbb{G}_1^n$ .

*Relations.* We use the notation  $\mathcal{R}$  to denote an efficiently decidable binary relation. For pairs  $(u, w) \in \mathcal{R}$  we call  $u$  the statement and  $w$  the witness. We write  $\mathcal{R} = \{(u; w) : p(u, w)\}$  to describe an NP relation. Let  $L_{\mathcal{R}}$  be the language consisting of statements  $u$  for which there exist matching witnesses in  $\mathcal{R}$ .

*Polynomial-Time Algorithms.* Unless otherwise specified, all the algorithms defined throughout this work are assumed to be probabilistic Turing machines with running time bounded by a polynomial in their input size, where the expectation is taken over the random coins of the algorithm - i.e., PPT.

If  $\mathcal{A}$  is a randomized algorithm, we use  $y \leftarrow \$ \mathcal{A}(x)$  to denote that  $y$  is the output of  $\mathcal{A}$  on  $x$ . We write  $x \leftarrow \$ X$  to mean sampling a value  $x$  uniformly from the set  $X$ .

By writing  $\mathcal{A} \parallel \chi_{\mathcal{A}}(\sigma)$  we denote the execution of  $\mathcal{A}$  followed by the execution of  $\chi_{\mathcal{A}}$  on the same input  $\sigma$  and with the same random coins. The output of the two are separated by a semicolon.

*Security Parameter.* We denote the computational security parameter with  $\lambda \in \mathbb{N}$ : A cryptosystem provides  $\lambda$  bits of security if it requires  $2^\lambda$  elementary operations to be broken.

We say that a function is *negligible* in  $\lambda$ , and we denote it by  $\text{negl}(\lambda)$ , if it is a  $f(\lambda) = \mathcal{O}(\lambda^{-c})$  for any fixed constant  $c$ .

*Adversaries.* Adversaries are PPT algorithms denoted with calligraphic letters (e.g.  $\mathcal{A}, \mathcal{B}$ ). They will be usually be modeled as efficient algorithms taking  $1^\lambda$  as input.

We define the adversary’s advantage as a function of parameters to be  $\Pr[\mathcal{A} \text{ wins}]$ . For a system to be secure, we require that for any efficient adversary  $\mathcal{A}$ , the advantage of  $\mathcal{A}$  is negligible in the security parameter.

*Common and Structured Reference String.* The common reference string (CRS) model, introduced by Damgård [Dam00], captures the assumption that a trusted setup exists. Schemes proven secure in the CRS model are secure given that the setup was performed correctly. We will use the terminology “Structured Reference String” (SRS) since all our crs strings are structured.

*Generic Group Model.* The generic group model [Sho97, Mau05] is an idealised cryptographic model, where algorithms do not exploit any special structure of the representation of the group elements and can thus be applied in any cyclic group.

In this model, the adversary is only given access to a randomly chosen encoding of a group, instead of efficient encodings, such as those used by the finite field or elliptic curve groups used in practice.

One of the primary uses of the generic group model is to analyse computational hardness assumptions. An analysis in the generic group model can answer the question: “What is the fastest generic algorithm for breaking a cryptographic hardness assumption”. A generic algorithm is an algorithm that only makes use of the group operation, and does not consider the encoding of the group.

## 2.2 Cryptographic Primitives

**SNARKs.** Let  $\mathcal{R}$  be an efficiently computable binary relation which consists of pairs of the form  $(u, w)$ . A Proof or Argument System for  $\mathcal{R}$  consists in a triple of PPT algorithms  $\Pi = (\text{Setup}, \text{Prove}, \text{Verify})$  defined as follows:

$\text{Setup}(1^\lambda, \mathcal{R}) \rightarrow \text{crs}$ : takes a security parameter  $\lambda$  and a binary relation  $\mathcal{R}$  and outputs a common (structured) reference string  $\text{crs}$ .

$\text{Prove}(\text{crs}, u, w) \rightarrow \pi$ : on input  $\text{crs}$ , a statement  $u$  and the witness  $w$ , outputs an argument  $\pi$ .

$\text{Verify}(\text{crs}, u, \pi) \rightarrow 1/0$ : on input  $\text{crs}$ , a statement  $u$ , and a proof  $\pi$ , it outputs either 1 indicating accepting the argument or 0 for rejecting it.

We call  $\Pi$  a Succinct Non-interactive ARgument of Knowledge (SNARK) if further it is complete, succinct and satisfies *Knowledge Soundness* (also called *Proof of Knowledge*).

*Non-black-box Extraction.* The notion of *Knowledge Soundness* requires the existence of an extractor that can compute a witness whenever the prover  $\mathcal{A}$  produces a valid argument. The extractor we defined below is non-black-box and gets full access to the prover's state, including any random coins. More formally, a SNARK satisfies the following definition:

**Definition 1 (SNARK).**  $\Pi = (\text{Setup}, \text{Prove}, \text{Verify})$  is a SNARK for an NP language  $L_{\mathcal{R}}$  with corresponding relation  $\mathcal{R}$ , if the following properties are satisfied.

**Completeness.** For all  $(x, w) \in \mathcal{R}$ , the following holds:

$$\Pr \left( \text{Verify}(\text{crs}, u, \pi) = 1 \mid \begin{array}{l} \text{crs} \leftarrow \text{Setup}(1^\lambda, \mathcal{R}) \\ \pi \leftarrow \text{Prove}(\text{crs}, u, w) \end{array} \right) = 1$$

**Knowledge Soundness.** For any PPT adversary  $\mathcal{A}$ , there exists a PPT extractor  $\text{Ext}_{\mathcal{A}}$  such that the following probability is negligible in  $\lambda$ :

$$\Pr \left( \begin{array}{l} \text{Verify}(\text{crs}, u, \pi) = 1 \\ \wedge \mathcal{R}(u, w) = 0 \end{array} \mid \begin{array}{l} \text{crs} \leftarrow \text{Setup}(1^\lambda, \mathcal{R}) \\ ((u, \pi); w) \leftarrow \mathcal{A} \parallel \chi_{\mathcal{A}}(\text{crs}) \end{array} \right) = \text{negl}(\lambda).$$

**Succinctness.** For any  $u$  and  $w$ , the length of the proof  $\pi$  is given by  $|\pi| = \text{poly}(\lambda) \cdot \text{polylog}(|u| + |w|)$ .

**Zero-Knowledge.** A SNARK is zero-knowledge if it does not leak any information besides the truth of the statement. More formally:

**Definition 2 (zk-SNARK).** A SNARK for a relation  $\mathcal{R}$  is a zk-SNARK if there exists a PPT simulator  $(\mathcal{S}_1, \mathcal{S}_2)$  such that  $\mathcal{S}_1$  outputs a simulated common reference string  $\text{crs}$  and trapdoor  $\text{td}$ ;  $\mathcal{S}_2$  takes as input  $\text{crs}$ , a statement  $u$  and  $\text{td}$ , and outputs a simulated proof  $\pi$ ; and, for all PPT (stateful) adversaries  $(\mathcal{A}_1, \mathcal{A}_2)$ , for a state  $\text{st}$ , the following is negligible in  $\lambda$ :

$$\left| \Pr \left( \begin{array}{l} (u, w) \in \mathcal{R} \wedge \\ \mathcal{A}_2(\pi, \text{st}) = 1 \end{array} \mid \begin{array}{l} \text{crs} \leftarrow \text{Setup}(1^\lambda) \\ (u, w, \text{st}) \leftarrow \mathcal{A}_1(1^\lambda, \text{crs}) \\ \pi \leftarrow \text{Prove}(\text{crs}, u, w) \end{array} \right) - \Pr \left( \begin{array}{l} (u, w) \in \mathcal{R} \wedge \\ \mathcal{A}_2(\pi, \text{st}) = 1 \end{array} \mid \begin{array}{l} (\text{crs}, \text{td}) \leftarrow \mathcal{S}_1(1^\lambda) \\ (u, w, \text{st}) \leftarrow \mathcal{A}_1(1^\lambda, \text{crs}) \\ \pi \leftarrow \mathcal{S}_2(\text{crs}, \text{td}, u) \end{array} \right) \right| = \text{negl}(\lambda).$$



**Commitment Schemes.** A non-interactive commitment scheme allows a sender to create a commitment to a secret value. It may later open the commitment and reveal the value or some information about the value in a verifiable manner. More formally:

**Definition 3 (Non-Interactive Commitment).** A non-interactive commitment scheme is a pair of algorithms  $\text{Com} = (\text{KG}, \text{CM})$ :

$\text{KG}(1^\lambda) \rightarrow \text{ck}$ : given a security parameter  $\lambda$ , it generates a commitment public key  $\text{ck}$ . This  $\text{ck}$  implicitly specifies a message space  $M_{\text{ck}}$ , a commitment space  $C_{\text{ck}}$  and (optionally) a randomness space  $R_{\text{ck}}$ . This algorithm is run by a trusted or distributed authority.

$\text{CM}(\text{ck}; m) \rightarrow C$ : given  $\text{ck}$  and a message  $m$ , outputs a commitment  $C$ . This algorithm specifies a function  $\text{Com}_{\text{ck}} : M_{\text{ck}} \times R_{\text{ck}} \rightarrow C_{\text{ck}}$ . Given a message  $m \in M_{\text{ck}}$ , the sender (optionally) picks a randomness  $\rho \in R_{\text{ck}}$  and computes the commitment  $C = \text{Com}_{\text{ck}}(m, \rho)$

For deterministic commitments we simply use the notation  $C = \text{CM}(\text{ck}; m) := \text{Com}_{\text{ck}}(m)$ , while for randomised ones we write  $C \leftarrow_{\$} \text{CM}(\text{ck}; m) := \text{Com}_{\text{ck}}(m, \rho)$ .

A commitment scheme is asked to satisfy one or more of the following properties:

*Binding Definition.* It is computationally hard, for any PPT adversary  $\mathcal{A}$ , to come up with two different openings  $m \neq m^* \in M_{\text{ck}}$  for the same commitment  $C$ . More formally:

**Definition 4 (Computationally Binding Commitment).** A commitment scheme  $\text{Com} = (\text{KG}, \text{CM})$  is computationally binding if for any PPT adversary  $\mathcal{A}$ , the following probability is negligible:

$$\Pr \left[ \bigwedge \text{CM}(\text{ck}; m) = \text{CM}(\text{ck}; m^*) = C \mid \begin{array}{l} \text{ck} \leftarrow \text{KG}(1^\lambda) \\ (C; m, m^*) \leftarrow \mathcal{A}(\text{ck}) \end{array} \right]$$

*Hiding Definition.* A commitment can be hiding in the sense that it does not reveal the secret value that was committed.

**Definition 5 (Statistically Hiding Commitment).** A commitment scheme  $\text{Com} = (\text{KG}, \text{CM})$  is statistically hiding if it is statistically hard, for any PPT adversary  $\mathcal{A} = (\mathcal{A}_0, \mathcal{A}_1)$ , to first generate two messages  $\mathcal{A}_0(\text{ck}) \rightarrow m_0, m_1 \in M_{\text{ck}}$  such that  $\mathcal{A}_1$  can distinguish between their corresponding commitments  $C_0$  and  $C_1$  where  $C_0 \leftarrow_{\$} \text{CM}(\text{ck}; m_0)$  and  $C_1 \leftarrow_{\$} \text{CM}(\text{ck}; m_1)$ .

$$\Pr \left[ b = b' \mid \begin{array}{l} \text{ck} \leftarrow \text{KG}(1^\lambda) \\ (m_0, m_1) \leftarrow \mathcal{A}_0(\text{ck}) \\ b \leftarrow \{0, 1\}, C_b \leftarrow_{\$} \text{CM}(\text{ck}; m_b) \\ b' \leftarrow \mathcal{A}_1(\text{ck}, C_b) \end{array} \right] = \text{negl}(\lambda).$$

*Homomorphic Commitment Scheme.* A commitment scheme can also be homomorphic, either in the space of messages or in the space of keys or in both. We call the later *doubly-homomorphic* commitments.

- *Message Homomorphism.* For a group law  $+$  on the message space  $M_{\text{ck}}$  and  $\oplus$  on the commitment space  $C_{\text{ck}}$ , we have that from  $C_0 = \text{CM}(\text{ck}; m_0)$  and  $C_1 = \text{CM}(\text{ck}; m_1)$ , one can efficiently generate  $C = \text{CM}(\text{ck}; m_0 + m_1)$  by computing  $C = C_0 \oplus C_1 = \text{CM}(\text{ck}; m_0 + m_1)$ .
- *Key Homomorphism.* For a group law  $\star$  on the key space  $K_{\text{ck}}$ , and  $\oplus$  on the commitment space  $C_{\text{ck}}$ , we have that from  $C_0 = \text{CM}(\text{ck}_0; m)$  and  $C_1 = \text{CM}(\text{ck}_1; m)$ , one can efficiently generate  $C$  so that  $C = C_0 \oplus C_1 = \text{CM}(\text{ck}_0 \star \text{ck}_1; m)$ .

**Polynomial Commitments.** Polynomial commitments (PCs) first introduced by [KZG10] are commitments for the message space  $\mathbb{F}^{\leq d}[X]$ , the ring of polynomials in  $X$  with maximum degree  $d \in \mathbb{N}$  and coefficients in the field  $\mathbb{F} = \mathbb{Z}_p$ , that support an interactive argument of knowledge (KG, Open, Check) for proving the correct evaluation of a committed polynomial at a given point without revealing any other information about the committed polynomial.

A polynomial commitment scheme over a field family  $\mathcal{F}$  consists in 4 algorithms  $\text{PC} = (\text{KG}, \text{CM}, \text{Open}, \text{Check})$  defined as follows:

$\text{KG}(1^\lambda, d) \rightarrow (\text{ck}, \text{vk})$ : given a security parameter  $\lambda$  fixing a field  $\mathcal{F}_\lambda$  family and a maximal degree  $d$  samples a group description  $\text{gk}$  containing a description of a field  $\mathbb{F} \in \mathcal{F}_\lambda$ , and commitment and verification keys  $(\text{ck}, \text{vk})$ . We implicitly assume  $\text{ck}$  and  $\text{vk}$  each contain  $\text{gk}$ .

$\text{CM}(\text{ck}; f(X)) \rightarrow C$ : given  $\text{ck}$  and a polynomial  $f(X) \in \mathbb{F}^{\leq d}[X]$  outputs a commitment  $C$ .

$\text{Open}(\text{ck}; C, x, y; f(X)) \rightarrow \pi$ : given a commitment  $C$ , an evaluation point  $x$ , a value  $y$  and the polynomial  $f(X) \in \mathbb{F}[X]$ , it outputs a prove  $\pi$  for the relation:

$$\mathcal{R}_{\text{kzg}} := \left\{ (\text{ck}, C, x, y; f(X)) : \begin{array}{l} C = \text{CM}(\text{ck}; f(X)) \\ \wedge \deg(f(X)) \leq d \\ \wedge y = f(x) \end{array} \right\}$$

$\text{Check}(\text{vk}, C, x, y, \pi) \rightarrow 1/0$ : Outputs 1 if the proof  $\pi$  verifies and 0 if  $\pi$  is not a valid proof for the opening  $(C, x, y)$ .

A polynomial commitment satisfy an extractable version of binding stated as follows:

**Definition 6 (Computational Knowledge Binding).** *For every PPT adversary  $\mathcal{A}$  that produces a valid proof  $\pi$  for statement  $C, x, y$ , i.e. such that  $\text{Check}(\text{vk}, C, x, y, \pi) = 1$ , there is an extractor  $\text{Ext}_{\mathcal{A}}$  that is able to output a pre-image polynomial  $f(X)$  with overwhelming probability:*

$$\Pr \left[ \begin{array}{l} \text{Check}(\text{vk}, C, x, y, \pi) = 1 \\ \wedge C = \text{CM}(\text{ck}; f(X)) \end{array} \middle| \begin{array}{l} \text{ck} \leftarrow \text{KG}(1^\lambda, d) \\ (C, x, y, \pi; f(X)) \leftarrow (\mathcal{A} \parallel \text{Ext}_{\mathcal{A}})(\text{ck}) \end{array} \right] = 1 - \text{negl}(\lambda).$$

### 2.3 KZG Polynomial Commitment

We describe the KZG Polynomial Commitment from [KZG10] which allows to check correctness of evaluation openings.

We recall the scheme  $\text{KZG.PC} = (\text{KZG.KG}, \text{KZG.CM}, \text{KZG.Open}, \text{KZG.Check})$  defined over bilinear groups  $\text{gk} = (p, \mathbb{G}_1, \mathbb{G}_2, \mathbb{G}_T)$  with  $\mathbb{G}_1 = \langle g \rangle, \mathbb{G}_2 = \langle h \rangle$ :

$\text{KZG.KG}(1^\lambda, n) \rightarrow (\text{ck}_g, \text{vk}_h)$ : Set keys  $\text{ck}_g = \{g^{\alpha^i}\}_{i=0}^{n-1}, \text{vk}_h = h^\alpha$ .

$\text{KZG.CM}(\text{ck}_g; f(X)) \rightarrow C_f$ : For  $f(X) = \sum_{i=0}^{n-1} f_i X^i$ , computes  $C_f = \prod_{i=0}^{n-1} g^{f_i \alpha^i} = g^{f(\alpha)}$ .

$\text{KZG.Open}(\text{ck}_g; C_f, x, y; f(X)) \rightarrow \pi$ : For an evaluation point  $x$ , a value  $y$ , compute the quotient polynomial

$$q(X) = \frac{f(X) - y}{X - x}$$

and output prove  $\pi := C_q = \text{KZG.CM}(\text{ck}_g; q(X))$ .

$\text{KZG.Check}(\text{vk}_h = h^\alpha, C_f, x, y, \pi) \rightarrow 1/0$ : Check if

$$e(C_f \cdot g^{-y}, h) = e(C_q, \text{vk}_h \cdot h^{-x}).$$

The KZG.PC scheme works similarly for a pair of keys of the form  $\text{ck}_h = \{h^{\alpha^i}\}_{i=0}^{n-1}, \text{vk}_g = g^\alpha$ , by just swapping the values in the final pairing equation check to match the correct basis.

## 2.4 Assumptions

**ASSGP - Auxiliary Structured Single Group Pairing** Informally, we assume that a PPT adversary cannot find a vector of group elements  $\mathbf{A} \in \mathbb{G}_1^q$  such that:

1.  $\exists A_i \neq 1_{\mathbb{G}_1}$
2.  $e(A_0, h)e(A_1, h^a) \dots e(A_{q-1}, h^{a^{q-1}}) = 1_{\mathbb{G}_T}$
3.  $e(A_0, h)e(A_1, h^b) \dots e(A_{q-1}, h^{b^{q-1}}) = 1_{\mathbb{G}_T}$

Formally,  $(q, m)$ -Auxiliary Structured Single Group Pairing ( $(q, m)$ -ASSGP) assumption can be stated as:

**Assumption 1 (ASSGP)** *The  $(q, m)$ -Auxiliary Structured Single Group Pairing assumption holds for the bilinear group generator  $\mathcal{G}$  if for all PPT adversaries  $\mathcal{A}$  we have, on the probability space  $\mathbf{gk} = (p, \mathbb{G}_1, \mathbb{G}_2, \mathbb{G}_T) \leftarrow \mathcal{G}(1^\lambda)$ ,  $g \leftarrow \mathbb{G}_1, h \leftarrow \mathbb{G}_2$  and  $a, b \leftarrow \mathbb{Z}_p$  the following holds:*

$$\Pr \left[ \begin{array}{l} \mathbf{A} \neq \mathbf{1}_{\mathbb{G}_1} \\ \wedge \prod_{i=0}^{q-1} e(A_i, h^{a^i}) = 1_{\mathbb{G}_T} \\ \wedge \prod_{i=0}^{q-1} e(A_i, h^{b^i}) = 1_{\mathbb{G}_T} \end{array} \middle| \begin{array}{l} g \leftarrow \mathbb{G}_1, h \leftarrow \mathbb{G}_2, a, b \leftarrow \mathbb{Z}_p \\ \sigma \leftarrow [g^{a^i}, g^{b^i}, h^{a^i}, h^{b^i}]_{i=0}^{2q-1} \\ \mathbf{aux} \leftarrow [g^{a^i}, g^{b^i}, h^{a^i}, h^{b^i}]_{i=2q}^m \\ \mathbf{A} \leftarrow \mathcal{A}(\mathbf{gk}, \sigma, \mathbf{aux}) \end{array} \right] = \text{negl}(\lambda)$$

**Lemma 1.** *The  $(q, m)$ -ASSGP assumption holds in the generic group model.*

The proof of the lemma can be find in Appendix A.1.

**ASDGP - Auxiliary Structured Double Group Pairing** Formally,  $(q, m)$ -Auxiliary Structured Double Group Pairing ( $(q, m)$ -ASDGP) assumption can be stated as:

**Assumption 2 (ASDGP)** *The  $(q, m)$ -ASDGP assumption holds for the bilinear group generator  $\mathcal{G}$  if for all PPT adversaries  $\mathcal{A}$  we have, on the probability space  $\mathbf{gk} = (p, \mathbb{G}_1, \mathbb{G}_2, \mathbb{G}_T) \leftarrow \mathcal{G}(1^\lambda)$ ,  $g \leftarrow \mathbb{G}_1, h \leftarrow \mathbb{G}_2$  and  $a, b \leftarrow \mathbb{Z}_p$  the following holds:*

$$\Pr \left[ \begin{array}{l} (\mathbf{A} \neq \mathbf{1}_{\mathbb{G}_1} \vee \mathbf{B} \neq \mathbf{1}_{\mathbb{G}_2}) \\ \wedge \prod_{i=0}^{q-1} e(A_i, h^{a^i}) \prod_{i=q}^{2q-1} e(g^{a^i}, B_i) = 1_{\mathbb{G}_T} \\ \wedge \prod_{i=0}^{q-1} e(A_i, h^{b^i}) \prod_{i=q}^{2q-1} e(g^{b^i}, B_i) = 1_{\mathbb{G}_T} \end{array} \middle| \begin{array}{l} g \leftarrow \mathbb{G}_1, h \leftarrow \mathbb{G}_2, a, b \leftarrow \mathbb{Z}_p \\ \sigma = [g^{a^i}, g^{b^i}, h^{a^i}, h^{b^i}]_{i=0}^{2q-1} \\ \mathbf{aux} = [g^{a^i}, g^{b^i}, h^{a^i}, h^{b^i}]_{i=2q}^m \\ (\mathbf{A}, \mathbf{B}) \leftarrow \mathcal{A}(\mathbf{gk}, \sigma, \mathbf{aux}) \end{array} \right] = \text{negl}(\lambda)$$

**Lemma 2.** *The  $(q, m)$ -ASDGP assumption holds in the generic group model.*

The proof of the lemma can be found in Appendix A.2.

We can similarly define the dual assumptions, by swapping  $\mathbb{G}_1$  and  $\mathbb{G}_2$  in the definition above.

## 3 Overview of our Techniques

### 3.1 Background on Groth16

In this section we present the necessary background and building blocks for aggregating multiple Groth16 proofs for the same SRS (same verification key). A detailed description of Groth16 SNARK protocol can be found in Appendix B.

**Setup.** For a given bilinear group  $\mathbf{gk} = (p, \mathbb{G}_1, \mathbb{G}_2, \mathbb{G}_T)$ , Groth16 SRS consist in consecutive powers of some random evaluation point  $s$  in both groups  $\mathbb{G}_1$  and  $\mathbb{G}_2$  :

$$\{g^{s^i}\}_{i=0}^{d-1} \in \mathbb{G}_1^d, \quad \{h^{s^i}\}_{i=0}^{d-1} \in \mathbb{G}_2^d.$$

We will call these either monomials or "powers of tau".

The SRS for Groth16 also contains some additional elements computed from degree  $d - 1$  polynomials evaluated in the random point  $s$ . These evaluations are encoded in the exponents of the group generators  $g \in \mathbb{G}_1$  and  $h \in \mathbb{G}_1$  in the same way the monomials are.

**Prove.** A Groth16 proof  $\pi$  for a statement  $u := \mathbf{a} = \{a_j\}_{j=0}^t$  where  $a_0 = 1$  and a witness  $w := \{a_j\}_{j=t+1}^m$  consists in 3 group elements  $\pi = (A, B, C)$ , where  $A, C \in \mathbb{G}_1$  and  $B \in \mathbb{G}_2$ . These elements are computed by group operations using the public inputs  $\{a_j\}_{j=0}^t$  and the secret witness  $w = \{a_j\}_{j=t+1}^m$ .

**Verify.** For the verification algorithm, Groth16 uses only a part of its structured reference string which we will call verification key  $\mathbf{vk}$ . This consists in the following elements:

$$\mathbf{vk} := \left( P = g^\alpha, Q = h^\beta, \left\{ S_j = g^{\frac{\beta v_j(s) + \alpha w_j(s) + y_j(s)}{\gamma}} \right\}_{j=0}^t, H = h^\gamma, D = h^\delta \right).$$

Groth16 verification consists in checking a pairing equation between the proof elements  $\pi = (A, B, C)$  using the verification key:

$$e(A, B) = e(g^\alpha, h^\beta) \cdot e\left(\prod_{j=0}^t S_j^{a_j}, h^\gamma\right) \cdot e(C, h^\delta).$$

### 3.2 Building Blocks for Aggregation

**SRS.** The setup for our commitments and aggregation scheme needs elements from two independent compatible Groth16 SRS:

- Common Bilinear group description for both SRS:  $\mathbf{gk} = (p, \mathbb{G}_1, \mathbb{G}_2, \mathbb{G}_T)$
- Common group generators for both SRS:  $g \in \mathbb{G}_1, h \in \mathbb{G}_2$
- First SRS with random evaluation point  $a \in \mathbb{Z}_p$  for:

$$\mathbf{v}_1 = (h, h^a, \dots, h^{a^{n-1}}) \text{ and } \mathbf{w}_1 = (g^{a^n}, \dots, g^{a^{2n-1}})$$

- Second SRS with random evaluation point  $b \in \mathbb{Z}_p$  for:

$$\mathbf{v}_2 = (h, h^b, \dots, h^{b^{n-1}}) \text{ and } \mathbf{w}_2 = (g^{b^n}, \dots, g^{b^{2n-1}})$$

**Pair Group Commitments.** To instantiate our aggregated scheme, we use two new pairing commitment schemes. These schemes need to satisfy special properties (as discussed in Section 4) and they require structured commitment keys  $\mathbf{ck}_s, \mathbf{ck}_d$  of the form  $\mathbf{ck}_s = (\mathbf{v}_1, \mathbf{v}_2), \mathbf{ck}_d = (\mathbf{v}_1, \mathbf{w}_1, \mathbf{v}_2, \mathbf{w}_2)$ . We then commit to vectors  $\mathbf{A} \in \mathbb{G}_1^n, \mathbf{B} \in \mathbb{G}_2^n$  as follows:

1. Single group version  $\mathbf{CM}_s(\mathbf{A}) := \mathbf{CM}_s(\mathbf{ck}_s; \mathbf{A}) = (T_A, U_A)$  where

$$\begin{aligned} T_A &= \mathbf{A} * \mathbf{v}_1 = e(A_0, h)e(A_1, h^a) \dots e(A_{n-1}, h^{a^{n-1}}) \\ U_A &= \mathbf{A} * \mathbf{v}_2 = e(A_0, h)e(A_1, h^b) \dots e(A_{n-1}, h^{b^{n-1}}) \end{aligned}$$

2. Double group version  $\mathbf{CM}_d(\mathbf{A}, \mathbf{B}) := \mathbf{CM}_d(\mathbf{ck}_d; \mathbf{A}, \mathbf{B}) = (T_{AB}, U_{AB})$  where

$$T_{AB} = (\mathbf{A} * \mathbf{v}_1)(\mathbf{w}_1 * \mathbf{B}), \quad U_{AB} = (\mathbf{A} * \mathbf{v}_2)(\mathbf{w}_2 * \mathbf{B})$$

### 3.3 Framework for Aggregation

The high-level idea of Groth16 aggregation is quite simple: since Groth16 verification consists in checking a pairing equation between the proof elements  $\pi = (A, B, C)$ , instead of checking that  $n$  pairing equations are simultaneously satisfied it is sufficient to prove that only one inner pairing product of a random linear combination of these initial equations defined by a verifier's random challenge  $r \in \mathbb{Z}_p$  holds. In a bit more detail, Groth16 verification asks to check an equation of the type  $e(A_i, B_i) = Y_i \cdot e(C_i, D)$  for  $Y_i \in \mathbb{G}_T, D \in \mathbb{G}_2$  where  $Y_i$  is a value computed from each statement  $u_i = \mathbf{a}_i$  and  $\pi_i = (A_i, B_i, C_i)_{i=0}^{n-1}$  are proof triples.

The aggregation will instead check a single randomized equation:

$$\prod_{i=0}^{n-1} e(A_i, B_i)^{r^i} = \prod_{i=0}^{n-1} Y_i^{r^i} \cdot e\left(\prod_{i=0}^{n-1} C_i^{r^i}, D\right).$$

This can be rewritten using an inner product notation as:

$$Z_{AB} = Y'_{prod} \cdot e(Z_C, D), \quad \text{and} \quad Z_{AB} := \mathbf{A} * \mathbf{B}^{\mathbf{r}} \quad \text{and} \quad Z_C := \mathbf{C} * \mathbf{r}$$

where we denoted by  $Y'_{prod} := \prod_{i=0}^{n-1} Y_i^{r^i}$ .

What is left after checking that this unified equation holds is to verify that the elements  $Z_{AB}, Z_C$  are consistent with the initial proof triples in the sense that they compute the required inner product. This is done by combining pairing commitments schemes with TIPP and MIPP arguments: the TIPP argument shows that  $Z_{AB} = \mathbf{A} * \mathbf{B}^{\mathbf{r}}$  for some initial vectors  $\mathbf{A} \in \mathbb{G}_1, \mathbf{B} \in \mathbb{G}_2$  committed using  $\text{CM}_d$ ; the MIPP argument shows that  $Z_C = \mathbf{C} * \mathbf{r}$  for some vector  $\mathbf{C} \in \mathbb{G}_1$  committed under  $\text{CM}_s$ .

## 4 Pair Group Commitment Schemes

In this section we are introducing a new commitment scheme to group elements in a bilinear group. In order to use them in our aggregation protocol, we require the following properties from the commitment schemes:

- *Computationally Binding Commitment*: as per Definition 4
- *Constant Size Commitment*: the commitment value is independent of the length of the committed vector
- *Doubly-Homomorphic*: homomorphic both in the message space and in the key space

$$\text{CM}(\text{ck}_1 + \text{ck}_2; M_1 + M_2) = \text{CM}(\text{ck}_1; M_1) + \text{CM}(\text{ck}_1; M_2) + \text{CM}(\text{ck}_2; M_1) + \text{CM}(\text{ck}_2; M_2).$$

- *Collapsing Property*: double-homomorphism implies a distributive property between keys and messages that allow to collapse multiple messages via a deterministic function `Collapse` defined as follows:

$$\text{Collapse} \left( \text{CM} \left( \begin{array}{c|c} \text{ck}_1 \parallel \text{ck}'_1 & M_1 \parallel M_1 \\ \text{ck}_2 \parallel \text{ck}'_2 & M_2 \parallel M_2 \\ \text{ck}_3 & M_3 \end{array} \right) \right) = \text{CM} \left( \begin{array}{c|c} \text{ck}_1 + \text{ck}'_1 & M_1 \\ \text{ck}_2 + \text{ck}'_2 & M_2 \\ \text{ck}_3 & M_3 \end{array} \right)$$

There are a few candidates for such schemes, but none of them are adapted for fulfilling our goals. The commitment schemes proposed by [DRZ20, BMM<sup>+</sup>19] works under some new assumption that asks for the commitment keys to be structured in a specific way. In order to use this commitment, we need to run a new trusted setup to generate a commitment key. It would be

impossible to consider existing Groth16 setups, since those give away elements that break binding of the commitment scheme.

Our main goal is to find a commitment scheme that uses a structured reference string similar to the one from many popular SNARK implementations, e.g. Groth16.

The commitment scheme proposed by Lai et al. [LMR19] is likely to satisfy the properties, but it is shown to be binding only for unstructured random public parameters, while in order to obtain a log-time verification Inner Pairing Product Argument scheme, we would need some structure for the commitment keys. We adapt these commitments from [LMR19] to work with structured keys and prove the commitments binding for an adversary that has access to these structured public parameters under our new assumptions ASSGP and ASDGP.

To optimise the commitment sizes we define two different variants of the commitment scheme, one that takes a vector of elements of a single group  $\mathbb{G}_1$ , and one that takes two vectors of points in  $\mathbb{G}_1$  and  $\mathbb{G}_2$  respectively.

#### 4.1 Single group version $\mathbf{CM}_s$ .

This version is useful for the MIPP relation. It takes one vector  $\mathbf{A} \in \mathbb{G}_1^n$  and outputs two target group elements  $(T_A, U_A) \in \mathbb{G}_T^2$  as a commitment.

$$\begin{aligned} \text{KG}_s(1^\lambda) &\rightarrow \text{ck}_s = (\mathbf{v}_1, \mathbf{v}_2). \text{ Sample } a, b \leftarrow \mathbb{Z}_p \text{ and set} \\ &\mathbf{v}_1 = (h, h^a, \dots, h^{a^{n-1}}), \quad \mathbf{v}_2 = (h, h^b, \dots, h^{b^{n-1}}). \\ \text{CM}_s(\text{ck}_s = (\mathbf{v}_1, \mathbf{v}_2), \mathbf{A} = (A_0, \dots, A_{n-1})) &\rightarrow (T_A, U_A): \\ &1. T_A = \mathbf{A} * \mathbf{v}_1 = e(A_0, h) \cdot e(A_1, h^a) \dots e(A_{n-1}, h^{a^{n-1}}) \\ &2. U_A = \mathbf{A} * \mathbf{v}_2 = e(A_0, h) \cdot e(A_1, h^b) \dots e(A_{n-1}, h^{b^{n-1}}) \end{aligned}$$

**Lemma 3.** *Under the hardness of  $(n, m)$ -ASSGP assumption for  $m > 2n$ , this commitment scheme is computationally binding as per Definition 4.*

*Proof.* Suppose there exists a PPT adversary  $\mathcal{A}$  that breaks the binding property of the commitment scheme. Then, given the output  $((T_A, U_A); \mathbf{A}, \mathbf{A}^*)$  of the adversary  $\mathcal{A}$  we have that  $(T_A, U_A) = (T_{A^*}, U_{A^*})$ :

$$\begin{aligned} e(A_0, h)e(A_1, h^a) \dots e(A_{n-1}, h^{a^{n-1}}) &= e(A_0^*, h)e(A_1^*, h^a) \dots e(A_{n-1}^*, h^{a^{n-1}}) \\ e(A_0, h)e(A_1, h^b) \dots e(A_{n-1}, h^{b^{n-1}}) &= e(A_0^*, h)e(A_1^*, h^b) \dots e(A_{n-1}^*, h^{b^{n-1}}) \end{aligned}$$

By applying the homomorphic properties of the commitment scheme to these equations we get:

$$\begin{aligned} e(A_0/A_0^*, h)e(A_1/A_1^*, h^a) \dots e(A_{n-1}/A_{n-1}^*, h^{a^{n-1}}) &= 1 \\ e(A_0/A_0^*, h)e(A_1/A_1^*, h^b) \dots e(A_{n-1}/A_{n-1}^*, h^{b^{n-1}}) &= 1 \end{aligned}$$

where the vector  $(A_0/A_0^*, A_1/A_1^*, \dots, A_{n-1}/A_{n-1}^*) \neq \mathbf{1}_{\mathbb{G}_1}$ . This breaks the  $(n, m)$ -ASSGP assumption.

#### 4.2 Double group version $\mathbf{CM}_d$ .

This version is useful for the TIPP relation. It takes two vectors  $\mathbf{A} \in \mathbb{G}_1^n, \mathbf{B} \in \mathbb{G}_2^n$  and outputs two target group elements  $(T_{AB}, U_{AB}) \in \mathbb{G}_T^2$  as a commitment.

$$\begin{aligned} \text{KG}_d(1^\lambda) &\rightarrow \text{ck}_d = (\mathbf{v}_1, \mathbf{v}_2, \mathbf{w}_1, \mathbf{w}_2) : \text{ Sample } a, b \leftarrow \mathbb{Z}_p \text{ and set} \\ &\mathbf{v}_1 = (h, h^a, \dots, h^{a^{n-1}}), \quad \mathbf{w}_1 = (g^{a^n}, \dots, g^{a^{2n-1}}), \\ &\mathbf{v}_2 = (h, h^b, \dots, h^{b^{n-1}}), \quad \mathbf{w}_2 = (g^{b^n}, \dots, g^{b^{2n-1}}). \end{aligned}$$

$$\begin{aligned} & \text{CM}_d(\text{ck}_d, \mathbf{A}, \mathbf{B}) \rightarrow (T_{AB}, U_{AB}): \\ & 1. T_{AB} = (\mathbf{A} * \mathbf{v}_1)(\mathbf{w}_1 * \mathbf{B}) \\ & 2. U_{AB} = (\mathbf{A} * \mathbf{v}_2)(\mathbf{w}_2 * \mathbf{B}) \end{aligned}$$

**Lemma 4.** *Under the hardness of  $(n, m)$ -ASDGP assumption for  $m > 2n$ , this commitment scheme is computationally binding.*

*Proof.* The proof is analogous to the one of Lemma 3. Since the commitment is homomorphic breaking the binding is equivalent to finding a non-trivial opening to 1. Thus it breaks the assumption.

*Inner Pairing Product Commitments.* It is straightforward to check that the two version of pairing commitment schemes  $\text{CM}_s$  and  $\text{CM}_d$  are compatible with inner product arguments, in the sense that they satisfy all the necessary properties: constant size, doubly-homomorphic and identity is a collapse function defined  $\text{Collapse}_{id}(C) = C$ .

*Reusing Groth16 SRS.* The two commitment schemes have the advantage that they can reuse two compatible (independent) SNARK setup ceremonies for their structured keys generation and therefore can be easily deployed without requiring a new trusted setup.

The SRSes required for the generation of the public commitment keys should satisfy some properties: We ask from the two ceremonies to be using the same basis/generators in the same bilinear group  $g \in \mathbb{G}_1, h \in \mathbb{G}_2$ , but two different randomnesses  $a, b, \in \mathbb{Z}_p, a \neq b$  for the exponents. The setups consists in consecutive powers  $\{g^{a^i}, h^{a^i}\}_{i=0}^m$  and  $\{g^{b^i}, h^{b^i}\}_{i=0}^n$ .

Importantly, even if the two setups have different dimensions  $m \neq n$ , this is not impacting the binding of the commitments. The extra elements available to the adversaries are taken into account in the auxiliary input  $\text{aux}$  in the two assumptions, by setting accordingly the parameters.

## 5 MT-IPP Scheme

This new protocol will be used to prove two inner pairing product relations that are essential to SNARK aggregation: the multiexponentiation inner product (MIPP) between vectors  $\mathbf{C}$  and  $\mathbf{r}$  and the target inner pairing product (TIPP) between vectors  $\mathbf{A}, \mathbf{B}$ , for vectors  $\mathbf{A}, \mathbf{C} \in \mathbb{G}_1$  and  $\mathbf{B} \in \mathbb{G}_2$ .

In order to optimize the aggregation construction, we design a new protocol MT-IPP that “fuses” together proofs for MIPP and TIPP relations. More precisely MIPP and TIPP arguments are at the origin interactive protocols, that are turned into non-interactive arguments using Fiat-Shamir transformation. This means that at each round the challenges are generated by a hash function that is modeled by a random oracle. We will design a new protocol MT-IPP that simultaneously generate these challenges by running a common hash function on both MIPP and TIPP inputs for each round.

*Relation.* First we define the relation proven using the merged MT-IPP argument. This is a conjunction of two relations:

**MIPP Relation.** The multiexponentiation product relation:

$$\mathcal{R}_{\text{mipp}} := \{((T_A, U_A), Z, r; \mathbf{A}, \mathbf{r}) : Z = \mathbf{A} * \mathbf{r} \wedge (T_A, U_A) = \text{CM}_s(\text{ck}_s; \mathbf{A}) \wedge \mathbf{r} = (r^i)_{i=0}^{n-1}\}.$$

**TIPP Relation.** The target inner pairing relation:

$$\begin{aligned} \mathcal{R}_{\text{tipp}} := \{((T_{AB}, U_{AB}), Z, r; \mathbf{A}, \mathbf{B}) : Z = \mathbf{A} * \mathbf{B}^r \wedge \\ (T_{AB}, U_{AB}) = \text{CM}_d(\text{ck}_d; \mathbf{A}, \mathbf{B}) \wedge \mathbf{r} = (r^i)_{i=0}^{n-1}\}, \end{aligned}$$

where  $(T_{AB}, U_{AB}) \in \mathbb{G}_T \times \mathbb{G}_T, Z = \mathbf{A} * \mathbf{B}^r \in \mathbb{G}_T, \mathbf{A} \in \mathbb{G}_1^n, \mathbf{B} \in \mathbb{G}_2^n, r \in \mathbb{Z}_p$ .

**MT-IPP Relation.** The merged MT-IPP relation:

$$\mathcal{R}_{\text{mt}} := \left\{ \begin{array}{l} ((T_{AB}, U_{AB}), (T_C, U_C), \\ Z_{AB}, Z_C, r; \mathbf{A}, \mathbf{B}, \mathbf{C}) : \end{array} \begin{array}{l} (\text{CM}_d(\mathbf{A}, \mathbf{B}), Z_{AB}, r; \mathbf{A}, \mathbf{B}) \in \mathcal{R}_{\text{tip}} \\ \wedge \\ (\text{CM}_s(\mathbf{C}), Z_C, r; \mathbf{C}) \in \mathcal{R}_{\text{mipp}} \end{array} \right\}$$

for vectors  $\mathbf{A}, \mathbf{C} \in \mathbb{G}_1$  and  $\mathbf{B} \in \mathbb{G}_2$ .

*Construction.* MT-IPP argument is instantiated using the pair group commitment schemes  $\text{CM}_s = (\text{KG}_s, \text{CM}_s)$  and  $\text{CM}_d = (\text{KG}_d, \text{CM}_d)$  introduced in Section 4 which satisfy the desired properties for usage in inner pairing product protocols. It also makes black-box use of KZG Polynomial Commitment scheme  $\text{KZG.PC} = (\text{KZG.KG}, \text{KZG.CM}, \text{KZG.Open}, \text{KZG.Check})$  described in Section 2.3.

Our scheme consists of 3 algorithms  $\text{MT-IPP} = (\text{MT.Setup}, \text{MT.Prove}, \text{MT.Verify})$  described in the following:

$\text{MT.Setup}(1^\lambda, \mathcal{R}_{\text{mt}}) \rightarrow \text{crs}_{\text{mt}}$ :

1. Run:  $\text{ck}_s := (\mathbf{v}_1, \mathbf{v}_2) \leftarrow \text{CM}_s(1^\lambda)$ ,  $\text{ck}_d := (\mathbf{v}_1, \mathbf{v}_2, \mathbf{w}_1, \mathbf{w}_2) \leftarrow \text{CM}_d(1^\lambda)$ .
2. Set commitment keys for KZG.PC scheme:

$$\begin{array}{ll} \text{ck}_{1v} := \{h^{a^i}\}_{i=0}^{n-1}, \text{vk}_{1v} := g^a & \text{ck}_{1w} := \{g^{a^i}\}_{i=0}^{2n-1}, \text{vk}_{1w} := h^a \\ \text{ck}_{2v} := \{h^{b^i}\}_{i=0}^{n-1}, \text{vk}_{2v} := g^b & \text{ck}_{2w} := \{g^{b^i}\}_{i=0}^{2n-1}, \text{vk}_{2w} := h^b \end{array}$$

3. Define  $\text{ck}_{\text{kzg}} := (\text{ck}_{j\sigma})$ ,  $\text{vk}_{\text{kzg}} := (\text{vk}_{j\sigma})$  for  $j = 1, 2$ ;  $\sigma = v, w$ .
4. Fix  $\text{Hash}_{\text{com}}: \mathbb{G}_T^4 \rightarrow \mathbb{Z}_p$  and its description  $\text{hk}_{\text{com}}$ .
5. Fix  $\text{Hash}_{x_0}: \mathbb{Z}_p^2 \times \mathbb{G}_T \times \mathbb{G}_1 \rightarrow \mathbb{Z}_p$  and its description  $\text{hk}_{x_0}$ .
6. Fix  $\text{Hash}: \mathbb{Z}_p \times \mathbb{G}_T^{12} \rightarrow \mathbb{Z}_p$  and its description  $\text{hk}$ .
7. Fix  $\text{Hash}_z: \mathbb{Z}_p \times \mathbb{G}_2^2 \times \mathbb{G}_1^2 \rightarrow \mathbb{Z}_p$  and its description  $\text{hk}_z$ .
8. Set  $\text{crs}_{\text{mt}} := (\text{hk}_{\text{com}}, \text{hk}_{x_0}, \text{hk}, \text{hk}_z, \text{ck}_s, \text{ck}_d, \text{ck}_{\text{kzg}}, \text{vk}_{\text{kzg}})$ .

$\text{MT.Prove}(\text{crs}_{\text{mt}}, (T_{AB}, U_{AB}), (T_C, U_C), Z_{AB}, Z_C, r; \mathbf{A}, \mathbf{B}, \mathbf{C}) \rightarrow \pi_{\text{mt}}$ :

- Loop “split & collapse” for step  $i$ 
  1.  $n' = n_{i-1}/2$  where  $n_0 = n = 2^\ell$
  2. If  $n' < 1$ : *break*
  3. Set  $\mathbf{B}' := \mathbf{B}^r$ ,  $\mathbf{w}'_1 := \mathbf{w}_1^{r^{-1}}$ ,  $\mathbf{w}'_2 := \mathbf{w}_2^{r^{-1}}$ .
  4. Compute L/R inner products:

$$(Z_L)_{AB} = \mathbf{A}_{[n':]} * \mathbf{B}'_{[n':]} \quad \text{and} \quad (Z_R)_{AB} = \mathbf{A}_{[n':]} * \mathbf{B}'_{[n':]}$$

$$(Z_L)_C = \mathbf{C}_{[n':]}^r \quad \text{and} \quad (Z_R)_C = \mathbf{C}_{[n':]}^r$$

5. Compute left cross commitments:

$$\begin{aligned} (T_L, U_L)_{AB} &= \text{CM}_d((\mathbf{v}_1, \mathbf{w}'_1; \mathbf{v}_2, \mathbf{w}'_2); \mathbf{A}_{[n':]} || \mathbf{0}, \mathbf{0} || \mathbf{B}'_{[n':]}) \\ &= ((\mathbf{A}_{[n':]} * \mathbf{v}_{1[n']})(\mathbf{w}'_{1[n']} * \mathbf{B}'_{[n':]}), (\mathbf{A}_{[n':]} * \mathbf{v}_{2[n']})(\mathbf{w}'_{2[n']} * \mathbf{B}'_{[n':]})) \\ (T_L, U_L)_C &= \text{CM}_s((\mathbf{v}_1, \mathbf{v}_2), \mathbf{C}_{[n':]} || \mathbf{0}) \\ &= ((\mathbf{C}_{[n':]} * \mathbf{v}_{1[n']}), (\mathbf{C}_{[n':]} * \mathbf{v}_{2[n']})) \end{aligned}$$

6. Compute right cross commitments:

$$\begin{aligned} (T_R, U_R)_{AB} &= \text{CM}_d((\mathbf{v}_1, \mathbf{w}'_1; \mathbf{v}_2, \mathbf{w}'_2); \mathbf{0} || \mathbf{A}_{[n':]}, \mathbf{B}'_{[n':]} || \mathbf{0}) \\ &= ((\mathbf{A}_{[n':]} * \mathbf{v}_{1[n']})(\mathbf{w}'_{1[n']} * \mathbf{B}'_{[n':]}), (\mathbf{A}_{[n':]} * \mathbf{v}_{2[n']})(\mathbf{w}'_{2[n']} * \mathbf{B}'_{[n':]})) \\ (T_R, U_R)_C &= \text{CM}_s((\mathbf{v}_1, \mathbf{v}_2), \mathbf{0} || \mathbf{C}_{[n':]}) \\ &= ((\mathbf{C}_{[n':]} * \mathbf{v}_{1[n']}), (\mathbf{C}_{[n':]} * \mathbf{v}_{2[n']})) \end{aligned}$$



7. Compute hash to the vector commitments

$$h_{com} = \text{Hash}_{com}((T_{AB}, U_{AB}), (T_C, U_C)).$$

8. Compute challenge  $x_i$ , where  $x_0 = \text{Hash}_{x_0}(r, h_{com}, Z_{AB}, Z_C)$ :

$$x_i = \text{Hash}(x_{i-1}; (Z_L, Z_R)_{AB}, (Z_L, Z_R)_C, (T_L, U_L; T_R, U_R)_{AB}, (T_L, U_L; T_R, U_R)_C)$$

9. Compute Hadamard products on vectors

$$\mathbf{A} := \mathbf{A}_{[:n']} \circ \mathbf{A}_{[n':]}^{x_i}, \quad \mathbf{B}' := \mathbf{B}'_{[:n']} \circ \mathbf{B}'_{[n':]}^{x_i^{-1}}, \quad \mathbf{C} := \mathbf{C}_{[:n']} \circ \mathbf{C}_{[n':]}^{x_i}$$

10. Compute Hadamard products on keys  $\mathbf{v}_1, \mathbf{v}_2$  and  $\mathbf{w}'_1, \mathbf{w}'_2$ :

$$\begin{aligned} (\mathbf{v}_1, \mathbf{v}_2) &:= (\mathbf{v}_1_{[:n']} \circ \mathbf{v}_1_{[n':]}^{x_i^{-1}}, \mathbf{v}_2_{[:n']} \circ \mathbf{v}_2_{[n':]}^{x_i^{-1}}) \\ (\mathbf{w}'_1, \mathbf{w}'_2) &:= (\mathbf{w}'_1_{[:n']} \circ \mathbf{w}'_1_{[n':]}^x, \mathbf{w}'_2_{[:n']} \circ \mathbf{w}'_2_{[n':]}^x) \end{aligned}$$

11. Set  $n_i = n'$

– Compute proofs  $(\pi_{v_j}, \pi_{w_j})_{j=1,2}$  of correctness of final commitment keys  $(v_1, v_2) \in \mathbb{G}_2^2$ ;  $(w'_1, w'_2) \in \mathbb{G}_1^2$  (This step is detailed in Section 5.1):

1. Define  $f_v(X) = \prod_{j=0}^{\ell-1} (1 + x_{\ell-j}^{-1} X^{2^j})$  and  $f_w(X) = X^n \prod_{j=0}^{\ell-1} (1 + x_{\ell-j} r^{-2^j} X^{2^j})$
2. Draw challenge  $z = \text{Hash}_z(x_\ell, v_1, v_2, w_1, w_2)$
3. Prove that  $v_1 = g^{f_v(a)}$ ,  $v_2 = h^{f_v(a)}$ ,  $w_1 = g^{f_w(a)}$ ,  $w_2 = h^{f_w(b)}$  are KZG commitments of  $f_v(X)$  by opening evaluations in  $z$

$$\pi_{v_j} \leftarrow \text{KZG.Open}(\text{ck}_{jv}; v_j, z, f_v(z); f_v(X)) \text{ for } j=1,2$$

$$\pi_{w_j} \leftarrow \text{KZG.Open}(\text{ck}_{jw}; w_j, z, f_w(z); f_w(X)) \text{ for } j=1,2$$

– Given the final elements  $A, B', C$  and  $(v_1, v_2), (w'_1, w'_2)$  at the end of the loop after split & collapsing  $\mathbf{A}, \mathbf{B}' = \mathbf{B}^r, \mathbf{C}$  and  $\mathbf{v}_1, \mathbf{v}_2, \mathbf{w}'_1, \mathbf{w}'_2$ , set

$$\begin{aligned} \pi_{\text{mt}} = (A, B', C, (\mathbf{Z}_L, \mathbf{Z}_R)_{AB}, (\mathbf{Z}_L, \mathbf{Z}_R)_C, (\mathbf{T}_L, \mathbf{U}_L)_{AB}, (\mathbf{T}_R, \mathbf{U}_R)_{AB}, \\ (\mathbf{T}_L, \mathbf{U}_L)_C, (\mathbf{T}_R, \mathbf{U}_R)_C, (v_1, v_2), (w'_1, w'_2), (\pi_{v_j}, \pi_{w_j})_{j=1,2}) \end{aligned}$$

MT.Verify( $\text{crs}_{\text{mt}}, \text{statement}; \pi_{\text{mt}} \rightarrow b$ :

1. Parse  $\text{statement} = ((T_{AB}, U_{AB}), (T_C, U_C), Z_{AB}, Z_C, r)$
2. Compute hash to the commitments  $h_{com} = \text{Hash}_{com}((T_{AB}, U_{AB}), (T_C, U_C))$
3. Reconstruct challenges  $\{x_i\}_{i=1}^\ell$ :

$$x_0 = \text{Hash}_{x_0}(r, h_{com}, Z_{AB}, Z_C)$$

$$x_i = \text{Hash}(x_{i-1}, (\mathbf{Z}_L[i], \mathbf{Z}_R[i])_{AB}, (\mathbf{Z}_L[i], \mathbf{Z}_R[i])_C,$$

$$(\mathbf{T}_L[i], \mathbf{T}_R[i], \mathbf{U}_L[i], \mathbf{U}_R[i])_{AB}, (\mathbf{T}_L[i], \mathbf{T}_R[i], \mathbf{U}_L[i], \mathbf{U}_R[i])_C)$$

4. Construct products and commitments recursively,  $i = 1 \rightarrow \ell$ :

$$- (Z_i)_{AB} = \mathbf{Z}_L[i]_{AB}^{x_i} \cdot (Z_{i-1})_{AB} \cdot \mathbf{Z}_R[i]_{AB}^{x_i^{-1}}$$

$$- (T_i)_{AB} = \mathbf{T}_L[i]_{AB}^{x_i} \cdot (T_{i-1})_{AB} \cdot \mathbf{T}_R[i]_{AB}^{x_i^{-1}}$$

$$- (U_i)_{AB} = \mathbf{U}_L[i]_{AB}^{x_i} \cdot (U_{i-1})_{AB} \cdot \mathbf{U}_R[i]_{AB}^{x_i^{-1}}$$

$$\text{where } (Z_0)_{AB} = Z_{AB}, (T_0)_{AB} = T_{AB}, (U_0)_{AB} = U_{AB}$$

$$\begin{aligned}
& - (Z_i)_C = \mathbf{Z}_L[i]_C^{x_i} \cdot (Z_{i-1})_C \cdot \mathbf{Z}_R[i]_C^{x_i^{-1}} \\
& - (T_i)_C = \mathbf{T}_L[i]_C^{x_i} \cdot (T_{i-1})_C \cdot \mathbf{T}_R[i]_C^{x_i^{-1}}, \\
& - (U_i)_C = \mathbf{U}_L[i]_C^{x_i} \cdot (U_{i-1})_C \cdot \mathbf{U}_R[i]_C^{x_i^{-1}} \\
& \text{where } (Z_0)_C = Z_C, (T_0)_C = T_C, (U_0)_C = U_C
\end{aligned}$$

5. Compute final vector value from  $r$ :  $r' = \prod_{i=0}^{\ell-1} (1 + x_{\ell-i}^{-1} r^{2^i})$
6. Verify final values  $(T_\ell, U_\ell, Z_\ell)_{AB}, (T_\ell, U_\ell, Z_\ell)_C$ :
  - (a)  $(Z_\ell)_{AB} \stackrel{?}{=} e(A, B')$
  - (b)  $(Z_\ell)_C \stackrel{?}{=} C^{r'}$
  - (c) Check if  $(T_\ell)_{AB} \stackrel{?}{=} e(A, v_1)e(w'_1, B')$  and  $(U_\ell)_{AB} \stackrel{?}{=} e(A, v_2)e(w'_2, B')$
  - (d) Check if  $(T_\ell)_C \stackrel{?}{=} e(C, v_1)$  and  $(U_\ell)_C \stackrel{?}{=} e(C, v_2)$
7. Verify final commitment keys  $v_1, v_2, w'_1, w'_2$  as detailed in Section 5.1
  - (a) Reconstruct KZG challenge point:  $z = \text{Hash}_z(x_\ell, v_1, v_2, w'_1, w'_2)$
  - (b) Reconstruct commitment polynomials:

$$f_v(X) = \prod_{j=0}^{\ell-1} \left(1 + x_{\ell-j}^{-1} X^{2^j}\right) \quad (1)$$

$$f_w(X) = X^n \prod_{j=0}^{\ell-1} \left(1 + x_{\ell-j} r^{-2^j} X^{2^j}\right) \quad (2)$$

- (c) Run verification for openings of evaluations in  $z$  for  $j = 1, 2$ :

$$\begin{aligned}
b_{11} &\leftarrow \text{KZG.Check}(\text{vk}_{1v}; v_1, z, f_v(z); \pi_{v_1}), & b_{12} &\leftarrow \text{KZG.Check}(\text{vk}_{2v}; v_2, z, f_v(z); \pi_{v_2}) \\
b_{21} &\leftarrow \text{KZG.Check}(\text{vk}_{1w}; w_1, z, f_w(z); \pi_{w_1}), & b_{22} &\leftarrow \text{KZG.Check}(\text{vk}_{2w}; w_2, z, f_w(z); \pi_{w_2})
\end{aligned}$$

All KZG.Checks are batched into a single pairing check.

**Theorem 3.** *If  $\text{CM}_s, \text{CM}_d$  are computational binding commitments as per Definition 4, the hash functions are modelled as random oracles and KZG.PC has computational knowledge binding as per Definition 6, then the protocol MT-IPP has completeness and computational knowledge soundness (Definition 1) against algebraic adversaries in the random oracle model.*

*Proof.* Our protocol follows a standard AND-composition technique for proofs of two relations (in our case  $\mathcal{R}_{\text{tipp}} \wedge \mathcal{R}_{\text{mipp}}$ ). The proof for each individual relation follows the same proving strategy as [BMM<sup>+</sup>19] proof of MIPP and TIPP arguments.

An adversary breaking soundness of the MT-IPP scheme, either convinces the verifier of incorrect final keys  $v_1, v_2, w'_1, w'_2$  or breaks computational binding of one of  $\text{CM}_s, \text{CM}_d$ .

Since both  $\text{CM}_s, \text{CM}_d$  are computational binding, what is left to show is the completeness and soundness for the proof of correctness of the final commitment keys. The validity of the final commitment keys is shown using KZG.PC scheme. The complete analysis for this step can be found in Section 5.1.

## 5.1 Final Commitment Keys

In this section, we will detail one step of the MT-IPP protocol: Checking the correctness of the final commitment key, obtained after all "split & collapse" steps.

Recall that our scheme MT-IPP achieves log-time verification using a specially structured commitment scheme that allows the prover to use one new challenge  $x_j$  in each round of recursion

to transform the commitments homomorphically. Because of this, the verifier must also perform a linear amount of work in rescaling the commitment keys  $(\text{ck}_s, \text{ck}_d)$ . To avoid having the verifier rescale the commitment keys, our schemes apply the same trick as [DRZ20, BMM<sup>+</sup>19]: we do this by outsourcing the work of rescaling the commitment keys to the prover.

Then what is left is to convince a verifier that this rescaling was done correctly just by checking a succinct proof on these final keys.

*Proof for Final Key.* In our MT-IPP scheme, the prover will compute the final commitment keys  $v_1, v_2, w'_1, w'_2$  (the result of many rounds of rescaling/collapsing  $\mathbf{v}_1, \mathbf{v}_2, \mathbf{w}'_1, \mathbf{w}'_2$  until the end of the loop) and then prove that they are well-formed.

This is possible due to the structure in the commitment keys. For ease of presentation, we will show how this proof works for a generic vector  $\mathbf{v}$ , where  $v = (v_1, v_2, \dots, v_{2^\ell}) = (g, g^\alpha, g^{\alpha^2}, \dots, g^{\alpha^{n-1}})$ . The other checks for the keys  $v_1, v_2$  and  $w_1, w_2$  work in an analogously fashion.

Let us first define the relation to be proven, i.e. the correctness of the final commitment key  $v \in \mathbb{G}_1$  given the initial key  $\mathbf{v}$ :

$$\mathcal{R}_{\text{ck}} := \left\{ (\mathbf{gk}, v, f(X), \text{ck}_g = (\{g^{\alpha^i}\}_{i=0}^{2n-2}, \mathbf{vk}_h = h^\alpha)) : v = g^{f(\alpha)} \right\}$$

The argument for the relation  $\mathcal{R}_{\text{ck}}$  allows the verifier to check well-formedness of the final structured commitment key. The idea is simple: the final commitment key  $\mathbf{v}$  is interpreted as a KZG polynomial commitment that the prover must open at a random point  $z$ . The verifier produces the challenge point  $z \in \mathbb{Z}_p$  and the prover provides a valid KZG opening proof of  $f(z)$  for the commitment  $v$ . The interaction can be removed using Fiat-Shamir heuristic via a collision-resistant hash to generate the challenge  $z$ . The proof of security of such a protocol is given in [BMM<sup>+</sup>19] in the algebraic group model. In a nutshell, an algebraic adversary that convinces a verifier of incorrect keys can extract a valid  $2n$ -SDH instance by breaking knowledge-binding of KZG.PC polynomial commitment scheme.

We will use a polynomial commitment scheme (Definition 2.2) that allows for openings of evaluations on a point and proving correctness of these openings. The concrete scheme is called KZG.PC and works for both groups  $\mathbb{G}_1$  and  $\mathbb{G}_2$  as described in Section 2.3. The verification requires an evaluation of the corresponding polynomial and four pairing checks.

*Polynomial Formula.* We will show now, how to define the correct polynomials to be committed under KZG.PC scheme in order to show that the final commitment keys were honestly generated.

Recall the structure of the 4 vectors  $\mathbf{v}_1, \mathbf{v}_2 \in \mathbb{G}_2$  and  $\mathbf{w}_1, \mathbf{w}_2 \in \mathbb{G}_1$  used for the commitment keys  $\text{ck}_s, \text{ck}_d$ :

$$\begin{aligned} \mathbf{v}_1 &= (h, h^a, \dots, h^{a^{n-1}}), & \mathbf{w}_1 &= (g^{a^n}, \dots, g^{a^{2n-1}}), & \mathbf{w}'_1 &:= \mathbf{w}_1^{\Gamma^{-1}} \\ \mathbf{v}_2 &= (h, h^b, \dots, h^{b^{n-1}}), & \mathbf{w}_2 &= (g^{b^n}, \dots, g^{b^{2n-1}}), & \mathbf{w}'_2 &:= \mathbf{w}_2^{\Gamma^{-1}} \end{aligned}$$

We will show the formulae for the polynomials the two polynomials  $f_v(X)$  and  $f_w(X)$  that we used in our scheme MT-IPP for  $v_1, v_2$  and for  $w'_1, w'_2$  are correct.

For ease of presentation, we state and prove the formula for a generic vector  $\mathbf{v} = (v_1, v_2, \dots, v_{2^\ell}) = (g, g^\alpha, g^{\alpha^2}, \dots, g^{\alpha^{2^\ell-1}})$  of length  $n = 2^\ell$  to which we apply the same rescaling as for the commitment keys  $\text{ck}_s, \text{ck}_d$ . The specific formulae for  $\mathbf{v}_1, \mathbf{v}_2, \mathbf{w}'_1, \mathbf{w}'_2$  are easy to deduce once we have a formula for  $\mathbf{v}$ .

Consider a challenge  $x_j$  for round  $j$ , where the total number of rounds is  $\ell$ . Note that at each round  $j$  we split the sequence  $v_1, v_2, \dots, v_n$  in half and we use  $x_j$  to rescale first half and the second half of the vector recursively until we end up with a single value  $v$ .

We claim that the formula for some initial key  $\mathbf{v} = (v_1 = g, v_2 = g^\alpha, \dots, v_n = g^{\alpha^{n-1}})$  and for a vector of challenges  $x_1 \dots x_{\ell-1}, x_\ell$  is:

$$v = g^{\prod_{j=0}^{\ell-1} (1+x_{\ell-j}\alpha^{2^j})}.$$

We will prove the general formula by induction:

**Step 1.** Check the formula for  $\ell = 1$  (initial commitment key  $\mathbf{v}$  has two elements  $v_1, v_2$ ):

$$v = v_1 v_2^{x_1} = g^{1+x_1\alpha} = g^{\prod_{j=0}^0 (1+x_{\ell-j}\alpha^{2^j})}.$$

**Step 2.** Suppose the statement is true for  $\ell - 1$ . We prove it for  $\ell$ .

On the first round, we have a challenge  $x_1$  and we rescale the commitment key  $\mathbf{v}$  which has length  $n = 2^\ell$  as follows:

$$\begin{aligned} \mathbf{v}' &= \mathbf{v}_{[:2^{\ell-1}]} \circ \mathbf{v}_{[2^{\ell-1}:]}^{x_1}, \\ \mathbf{v}' &= (g \cdot g^{x_1\alpha^{2^{\ell-1}}}, g^\alpha \cdot g^{x_1\alpha^{2^{\ell-1}+1}}, g^{\alpha^2} \cdot g^{x_1\alpha^{2^{\ell-1}+2}}, \dots). \end{aligned}$$

$$\text{We can write this differently as } \mathbf{v}' = (v_1 v_1^{x_1\alpha^{2^{\ell-1}}}, \dots, v_{2^{\ell-1}} v_{2^{\ell-1}}^{x_1\alpha^{2^{\ell-1}}}).$$

This gives us a nicely written commitment key after first round

$$\mathbf{v}' = (v_1^{1+x_1\alpha^{2^{\ell-1}}}, v_2^{1+x_1\alpha^{2^{\ell-1}}}, \dots, v_{2^{\ell-1}}^{1+x_1\alpha^{2^{\ell-1}}}) = \mathbf{v}_{[:2^{\ell-1}]}^{1+x_1\alpha^{2^{\ell-1}}}.$$

We can apply the induction assumption for step  $\ell - 1$  to  $\mathbf{v}_{[:2^{\ell-1}]}$  which is a commitment key of length  $2^{\ell-1}$ . This means the final key for  $\mathbf{v}$  is:

$$v = \left( g^{\prod_{j=0}^{\ell-2} (1+x_{\ell-j}\alpha^{2^j})} \right)^{(1+x_1\alpha^{2^{\ell-1}})} = g^{\prod_{j=0}^{\ell-1} (1+x_{\ell-j}\alpha^{2^j})}.$$

Remark than in more generality, this can be written as:

$$v = v_1^{\prod_{j=0}^{\ell-1} (1+x_{\ell-j}\alpha^{2^j})}$$

Therefore, if we start with an initial key  $\mathbf{w} = (w_1 = g^{\alpha^n}, w_2^{\alpha^{n+1}}, \dots, w_n = g^{\alpha^{2n-1}})$ , the final key  $w$  can be written as:

$$w = w_1^{\prod_{j=0}^{\ell-1} (1+x_{\ell-j}\alpha^{2^j})} = g^{\alpha^n \prod_{j=0}^{\ell-1} (1+x_{\ell-j}\alpha^{2^j})}$$

## 6 SnarkPack: Aggregation Scheme

In this section we describe **SnarkPack**, our new efficient protocol for Groth16 aggregation. The relation proven by **SnarkPack** can be stated as follows:

**Relation for Aggregation.** More formally, we introduce the relation for aggregating  $n$  Groth16 proof vectors  $\mathbf{A}, \mathbf{C} \in \mathbb{G}_1^n, \mathbf{B} \in \mathbb{G}_2^n$  with respect to a fixed verification key  $\mathbf{vk}$ :

$$\mathcal{R}_{\text{AGG}} := \{(\mathbf{u} = \{\mathbf{a}_i\}_{i=0}^{n-1}; \pi = \{(\mathbf{A}, \mathbf{B}, \mathbf{C})\}) : \text{Groth.Verify}(\mathbf{vk}, u_i, \pi_i) = 1, \forall i\}$$

where  $u_i = \mathbf{a}_i = \{a_{i,j}\}_{j=0}^t, \pi_i = (A_i, B_i, C_i) \in \mathbb{G}_1 \times \mathbb{G}_2 \times \mathbb{G}_1$  for  $i = 0, \dots, n-1$ .

The resulting argument for aggregation consists in 3 algorithms **SnarkPack** = (SP.Setup, SP.Prove, SP.Verify) that work as follows:

SP.Setup( $1^\lambda, \mathcal{R}_{\text{AGG}}$ )  $\rightarrow$  ( $\text{crs}_{\text{agg}}, \text{vk}_{\text{agg}}$ )

1. Generate commitment key for  $\text{CM}_d$ :

$$\text{ck}_d = (\mathbf{v}_1, \mathbf{v}_2, \mathbf{w}_1, \mathbf{w}_2) \leftarrow \text{CM}_d.\text{KG}(1^\lambda)$$

2. Set commitment key for  $\text{CM}_s$  :  $\text{ck}_s = (\mathbf{v}_1, \mathbf{v}_2)$
3. Call  $\text{crs}_{\text{mt}} \leftarrow \text{MT.Setup}(1^\lambda, \mathcal{R}_{\text{mt}})$
4. Fix hash function  $\text{Hash}_r : \mathbb{Z}_p^{t \cdot n} \times \mathbb{G}_T^4 \rightarrow \mathbb{Z}_p$  given by its description  $\text{hk}_r$ .
5. Set aggregation public parameters:  $\text{crs}_{\text{agg}} = (\text{vk}, \text{crs}_{\text{mt}}, \text{hk}_r)$

SP.Prove( $\text{crs}_{\text{agg}}, \mathbf{u}, \pi = (\mathbf{A}, \mathbf{B}, \mathbf{C})$ )  $\rightarrow \pi_{\text{agg}}$

1. Parse proving key  $\text{crs}_{\text{agg}} := (\text{vk}, \text{crs}_{\text{mt}}, \text{ck}_s, \text{ck}_d, \text{hk})$
2. Parse  $\text{ck}_s = (\mathbf{v}_1, \mathbf{v}_2)$ ,  $\text{ck}_d = (\mathbf{v}_1, \mathbf{v}_2, \mathbf{w}_1, \mathbf{w}_2)$
3. Commit to  $\mathbf{A}$  and  $\mathbf{B}$ :

$$\text{CM}_d((\mathbf{v}_1, \mathbf{v}_2, \mathbf{w}_1, \mathbf{w}_2); \mathbf{A}, \mathbf{B}) = (T_{AB}, U_{AB})$$

4. Commit to  $\mathbf{C}$  :  $\text{CM}_s((\mathbf{v}_1, \mathbf{v}_2); \mathbf{C}) = (T_C, U_C)$
5. Hash these commitments  $h_{\text{com}} = \text{Hash}_{\text{com}}((T_{AB}, U_{AB}), (T_C, U_C))$
6. Derive random challenge  $r = \text{Hash}_r(\mathbf{u}, h_{\text{com}})$  and set  $\mathbf{r} = \{r^i\}_{i=0}^{n-1}$
7. Compute  $Z_{AB} = \mathbf{A}^{\mathbf{r}} * \mathbf{B}$
8. Compute  $Z_C = \mathbf{C}^{\mathbf{r}} = \prod_{i=0}^{n-1} C_i^{r^i}$ .
9. Run MT proof for inner products  $Z_{AB}, Z_C, r$ :

$$\pi_{\text{mt}} = \text{MT.Prove}(\text{crs}_{\text{mt}}, (T_{AB}, U_{AB}), (T_C, U_C), Z_{AB}, Z_C, r; \mathbf{A}, \mathbf{B}, \mathbf{C}, \mathbf{r})$$

10. Set  $\pi_{\text{agg}} = ((T_{AB}, U_{AB}), (T_C, U_C), Z_{AB}, Z_C, \pi_{\text{mt}})$

SP.Verify( $\text{vk}_{\text{agg}}, \mathbf{u}, \pi_{\text{agg}}$ )  $\rightarrow b$

1. Parse SNARK instances  $\mathbf{u} = \{a_{i,j}\}_{i=0, \dots, n-1; j=0, \dots, t}$
2. Parse verification key  $\text{vk}_{\text{agg}} := (\text{vk}, \text{crs}_{\text{mt}}, \text{hk})$
3. Hash the commitments  $h_{\text{com}} = \text{Hash}_{\text{com}}((T_{AB}, U_{AB}), (T_C, U_C))$
4. Parse  $\text{vk} := (P = g^\alpha, Q = h^\beta, \{S_j\}_{j=0}^t, H = h^\gamma, D = h^\delta)$
5. Derive random challenge  $r = \text{Hash}_r(\mathbf{u}, h_{\text{com}})$
6. Set  $\text{statement} = (\mathbf{u}, (T_{AB}, U_{AB}), (T_C, U_C), Z_{AB}, Z_C, r)$
7. Check MT proof  $b_1 \leftarrow \text{MT.Verify}(\text{crs}_{\text{mt}}, \text{statement}, \pi_{\text{mt}})$
8. Compute  $Z_{S_j} = S_j^{\sum_{i=0}^{n-1} a_{ij} r^i}$  for all  $j = 0 \dots t$
9. Check Groth16 final equation to the decision bit  $b_2$ :

$$Z_{AB} \stackrel{?}{=} e(P^{\sum_{i=0}^{n-1} r^i}, Q) e\left(\prod_{j=0}^t Z_{S_j}, H\right) e(Z_C, D)$$

10. Set decision bit  $b = b_1 \wedge b_2$

## 7 Implementation

We have implemented the scheme in Rust, using the paired [Fil18b] library on the BLS12-381 curve. The code can be found on the feat-ipp2 branch [Fil21] of the bellperson repository [Fil18a]. We have taken the original code of the arkwork library [ark19] and modified it both for fitting the scheme presented in this paper and for performance. All proofs are Groth16 proofs with 350 public inputs, which is similar to the proofs posted by Filecoin miners. All benchmarks are done on a 32 cores / 64 threads machine with AMD Raizen Threadripper CPUs.

**Parallelism:** It is important to note that the protocol allows for some parallel operations and our implementation makes use of that. Therefore, all benchmarks presented here can change depending on the degree of parallelism of the machine.

**Trusted Setup:** We created a condensed version of the SRS required for our protocol from the powers of tau transcript of both Zcash [zca18] and Filecoin [Lab18]. The code to assemble the SRS from two powers of tau can be found at [nik21]. The SRS created allows to aggregate up to  $2^{19}$  proofs.

**Field elements compression:** The proof requires many pairing operations and multiplications in the target group which employ arithmetic over the finite field  $\mathbb{F}_{p^{12}}$ . We implemented compression of these field elements that still allow some computations without decompression using algorithms derived from RELIC library [AGM<sup>+</sup>]. You can find the specific implementation in this branch [dig21]. This led to a 40% reduction in proof size.

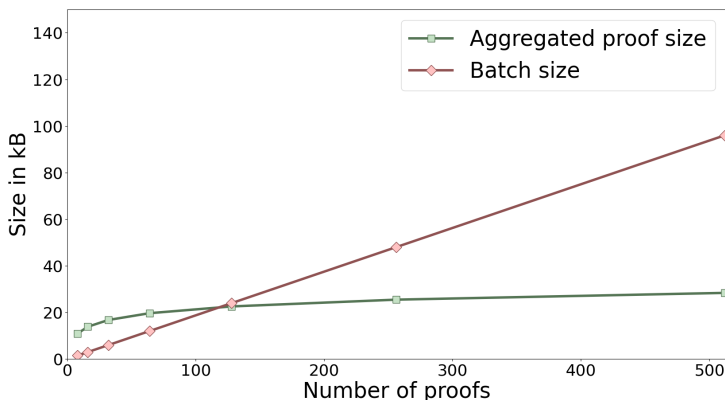
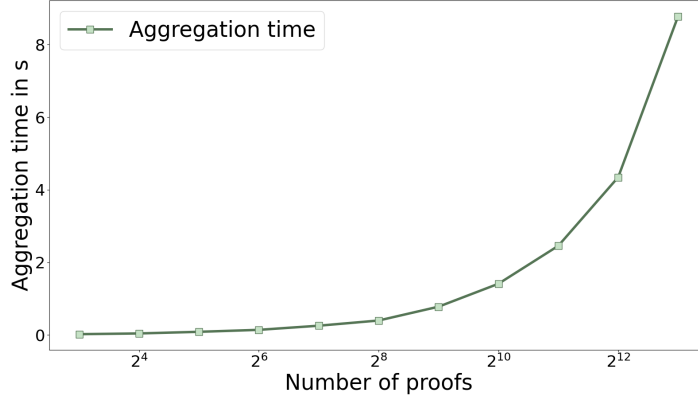


Fig. 1. Proof size: Aggregation vs Batching.

**Compressing pairing checks:** A further performance gain in our SnarkPack is given by the verification batch which applies to the pairing checks from MT-IPP verification: We scale each pairing checks of the form

$$e(A, B)e(C, D)\dots = T$$

with a random exponent when verifying so we can compress multiple such checks into one. This randomized checking technique is borrowed from the Zcash specs [HBHW21]. Specifically, we have a list  $\mathbf{P}$  of length  $n$  of pairing checks of the form  $e(A, B)e(C, D)\dots = T$ . To compute a pairing we need to apply two *commutative* operations: The Miller loop (ML) and the Final Exponentiation (FE). We get advantage of the commutativity of these two steps to improve the verification time by checking many pairing equations at once. The verifier performs the following steps to verify all checks in a compressed manner:



**Fig. 2.** Aggregation Time

1. Choose  $n$  random scalars  $r_i$  with  $r_0 = 1$
2. Randomize each pairing check  $P_i$  for  $i > 1$ :

$$e(A_i^{r_i}, B_i)e(C_i^{r_i}, D_i) \cdots = T^{r_i}$$

3. Compute the Miller Loop (ML) on the left side of each pairing check:

$$m_i = \text{ML}((A_i^{r_i}, B_i), (C_i^{r_i}, D_i), \dots)$$

4. Multiply all results together and apply the final exponentiation ( $FE$ ) at the end:

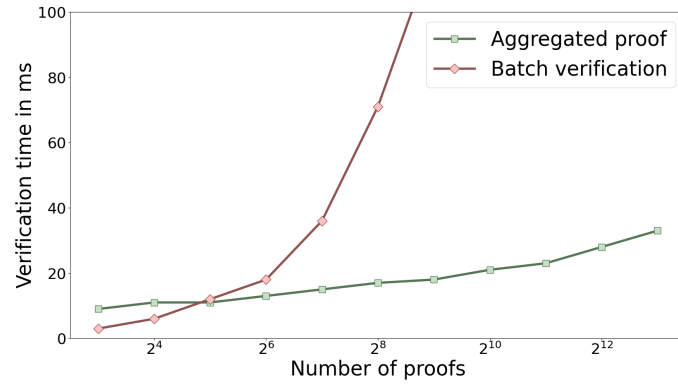
$$FE\left(\prod_i m_i\right) = \prod_i T^{r_i}$$

Note that doing the random linear combination using the  $\mathbb{G}_1$  components of the check (i.e.  $A_i^{r_i}$ ) is much faster than simply doing the exponentiation on the result of the pairings (i.e.  $e(A_i, B_i)^{r_i}$ ) as the exponentiation is then in  $\mathbb{G}_T$ .

**Proof Size.** The proof size in Fig. 2 compares the size of  $n$  proofs versus the size of one aggregated proof. The figure shows the break even point around 150 proofs where aggregation takes less space than batching. At 128 proofs, the size of aggregated proof is of 23kB versus 24kB for individual proofs.

**Aggregation time.** Fig. 2 shows the time taken by the aggregator to create an aggregated proof. We can see for example that it can aggregate 1024 proofs in 1.4s. The prover is required to compute a logarithmic number of multi-exponentiations and expensive pairing products. Our implementation perform these in parallel and in batches (batching miller loop operations).

**Verification time.** Fig. 3 shows the comparison between the verification of an aggregated proof and other batching techniques described in the zcash protocol [HBHW21]. Verifying Groth16 proofs in batches is what is commonly used in zcash as well as Filecoin to get a sublinear verification time. The graph shows that batching is more efficient when verifying less 32 Groth16 proofs but aggregation becomes exponentially faster after that point. SnarkPack scales logarithmically and can verify 8192 proofs in 163ms, including unserialization. Note the verification algorithm is *linear* in terms of the public inputs. In our case, 350 public inputs per proof is small enough to barely count for the total verification time.



**Fig. 3.** Verification time: Aggregation vs Batching.

**Acknowledgements.** We would like to thank Benedikt Bunz, Pratyush Mishra, and Psi Vesely for valuable discussions on this work, as well as Ben Fisch and Nicola Greco for the initial intuition of using IPP for aggregating Filecoin SNARK-based proofs. We are also grateful to dignifiedquire for his contributions to the Rust codebase.



## References

- ABL<sup>+</sup>19. Behzad Abdolmaleki, Karim Baghery, Helger Lipmaa, Janno Siim, and Michal Zajac. UC-secure CRS generation for SNARKs. pages 99–117, 2019.
- AGM<sup>+</sup>. D. F. Aranha, C. P. L. Gouvêa, T. Markmann, R. S. Wahby, and K. Liao. RELIC is an Efficient Library for Cryptography. <https://github.com/relic-toolkit/relic>.
- ark19. arkwork. Rust inner pairing product, 2019. <https://github.com/arkworks-rs/ripp>.
- BCC<sup>+</sup>16. Jonathan Bootle, Andrea Cerulli, Pyrrhos Chaidos, Jens Groth, and Christophe Petit. Efficient zero-knowledge arguments for arithmetic circuits in the discrete log setting. pages 327–357, 2016.
- BCG<sup>+</sup>14. Eli Ben-Sasson, Alessandro Chiesa, Christina Garman, Matthew Green, Ian Miers, Eran Tromer, and Madars Virza. Zerocash: Decentralized anonymous payments from Bitcoin. Cryptology ePrint Archive, Report 2014/349, 2014. <https://eprint.iacr.org/2014/349>.
- BCG<sup>+</sup>15. Eli Ben-Sasson, Alessandro Chiesa, Matthew Green, Eran Tromer, and Madars Virza. Secure sampling of public parameters for succinct zero knowledge proofs. pages 287–304, 2015.
- BCG<sup>+</sup>20. Sean Bowe, A. Chiesa, Matthew Green, Ian Miers, Pratyush Mishra, and H. Wu. Zexe: Enabling decentralized private computation. *2020 IEEE Symposium on Security and Privacy (SP)*, pages 947–964, 2020.
- BCI<sup>+</sup>13. Nir Bitansky, Alessandro Chiesa, Yuval Ishai, Rafail Ostrovsky, and Omer Paneth. Succinct non-interactive arguments via linear interactive proofs. pages 315–333, 2013.
- BCTV14. Eli Ben-Sasson, Alessandro Chiesa, Eran Tromer, and Madars Virza. Succinct non-interactive zero knowledge for a von neumann architecture. pages 781–796, 2014.
- BGM17. Sean Bowe, Ariel Gabizon, and Ian Miers. Scalable multi-party computation for zk-SNARK parameters in the random beacon model. Cryptology ePrint Archive, Report 2017/1050, 2017. <https://eprint.iacr.org/2017/1050>.
- BMM<sup>+</sup>19. Benedikt Bünz, Mary Maller, Pratyush Mishra, Nirvan Tyagi, and Psi Vesely. Proofs for inner pairing products and applications. Cryptology ePrint Archive, Report 2019/1177, 2019. <https://eprint.iacr.org/2019/1177>.
- Dam00. Ivan Damgård. Efficient concurrent zero-knowledge in the auxiliary string model. pages 418–430, 2000.
- dig21. dignifiedquire. Compression on fp12 elements, 2021. <https://github.com/filecoin-project/blstrs/compare/feat-compression>.
- DRZ20. Vanesa Daza, Carla Ràfols, and Alexandros Zacharakis. Updateable inner product argument with logarithmic verifier and applications. pages 527–557, 2020.
- Fil18a. Filecoin. bellperson, groth16 library, 2018. <https://github.com/filecoin-project/bellperson>.
- Fil18b. Filecoin. paired: high performance bls12-381 library, 2018. <https://github.com/filecoin-project/paired>.
- Fil20. Filecoin. Filecoin powers of tau ceremony attestations, 2020. <https://github.com/arielgabizon/perpetualpowersoftau>.
- Fil21. Filecoin. Groth16 aggregation library, 2021. <https://github.com/filecoin-project/bellperson/tree/feat-ipp2>.
- Fis19. Ben Fisch. Tight proofs of space and replication, 2019. [https://web.stanford.edu/~bfisch/tight\\_pos.pdf](https://web.stanford.edu/~bfisch/tight_pos.pdf).
- GGPR13. Rosario Gennaro, Craig Gentry, Bryan Parno, and Mariana Raykova. Quadratic span programs and succinct NIZKs without PCPs. pages 626–645, 2013.
- Gro16. Jens Groth. On the size of pairing-based non-interactive arguments. pages 305–326, 2016.
- HBHW21. Daira Hopwood, Sean Bowe, Taylor Hornby, and Nathan Wilcox. Zcash protocol specification, 2021. <https://zips.z.cash/protocol/protocol.pdf>.
- KZG10. Aniket Kate, Gregory M. Zaverucha, and Ian Goldberg. Constant-size commitments to polynomials and their applications. pages 177–194, 2010.
- Lab18. Protocol Labs. Filecoin, 2018. <https://filecoin.io/filecoin.pdf>.
- LMR19. Russell W. F. Lai, Giulio Malavolta, and Viktoria Ronge. Succinct arguments for bilinear group arithmetic: Practical structure-preserving cryptography. pages 2057–2074, 2019.
- Mau05. Ueli M. Maurer. Abstract models of computation in cryptography (invited paper). pages 1–12, 2005.

- nik21. nikkolasg. Tau aggregation for ipp, 2021. <https://github.com/nikkolasg/taupipp>.
- PHGR13. Bryan Parno, Jon Howell, Craig Gentry, and Mariana Raykova. Pinocchio: Nearly practical verifiable computation. pages 238–252, 2013.
- Sho97. Victor Shoup. Lower bounds for discrete logarithms and related problems. pages 256–266, 1997.
- zca18. zcash. Zcash powers of taus ceremony attestation, 2018. <https://github.com/ZcashFoundation/powersoftau-attestations>.

## A Assumptions in GGM

### A.1 ASSGP Assumption in GGM

**Assumption 4 (ASSGP)** *The  $(q, m)$ -Auxiliary Structured Single Group Pairing assumption holds for the bilinear group generator  $\mathcal{G}$  if for all PPT adversaries  $\mathcal{A}$  we have, on the probability space  $\text{gk} = (p, \mathbb{G}_1, \mathbb{G}_2, \mathbb{G}_T) \leftarrow \mathcal{G}(1^\lambda)$ ,  $g \leftarrow \mathbb{G}_1, h \leftarrow \mathbb{G}_2$  and  $a, b \leftarrow \mathbb{Z}_p$  the following holds:*

$$\Pr \left[ \begin{array}{l} \mathbf{A} \neq \mathbf{1}_{\mathbb{G}_1} \\ \wedge \prod_{i=0}^{q-1} e(A_i, h^{a^i}) = 1_{\mathbb{G}_T} \\ \wedge \prod_{i=0}^{q-1} e(A_i, h^{b^i}) = 1_{\mathbb{G}_T} \end{array} \middle| \begin{array}{l} g \leftarrow \mathbb{G}_1, h \leftarrow \mathbb{G}_2, a, b \leftarrow \mathbb{Z}_p \\ \sigma \leftarrow [g^{a^i}, g^{b^i}, h^{a^i}, h^{b^i}]_{i=0}^{2q-1} \\ \text{aux} \leftarrow [g^{a^i}, g^{b^i}, h^{a^i}, h^{b^i}]_{i=2q}^m \\ \mathbf{A} \leftarrow \mathcal{A}(\text{gk}, \sigma, \text{aux}) \end{array} \right] = \text{negl}(\lambda)$$

We can similarly define the dual assumption, by swapping  $\mathbb{G}_1$  and  $\mathbb{G}_2$  in the definition above.

**Lemma 5.** *The  $(q, m)$ -ASSGP assumption holds in the generic group model.*

*Proof.* Suppose  $\mathcal{A}$  is an adversary that on input  $(\text{gk}, \sigma, \text{aux})$ , outputs  $(A_0, \dots, A_{q-1}) \in \mathbb{G}_1^q$  such that  $\prod_{i=0}^{q-1} e(A_i, h^{a^i}) = 1_{\mathbb{G}_T}$  and  $\prod_{i=0}^{q-1} e(A_i, h^{b^i}) = 1_{\mathbb{G}_T}$ . Then its GGM extractor outputs  $\alpha_i(X, Y) = \sum_{j=0}^m (x_j X^j + y_j Y^j + c_j)$  for  $0 \leq i < q$  then we have:

$$\alpha_0(X, Y) + X\alpha_1(X, Y) + X^2\alpha_2(X, Y) + \dots + X^{q-1}\alpha_{q-1}(X, Y) = 0 \quad (3)$$

$$\alpha_0(X, Y) + Y\alpha_1(X, Y) + Y^2\alpha_2(X, Y) + \dots + Y^{q-1}\alpha_{q-1}(X, Y) = 0 \quad (4)$$

Then we have:

$$\alpha_0(X, Y) = -X\alpha_1(X, Y) - X^2\alpha_2(X, Y) - \dots - X^{q-1}\alpha_{q-1}(X, Y) \quad (5)$$

$$\alpha_0(X, Y) = -Y\alpha_1(X, Y) - Y^2\alpha_2(X, Y) - \dots - Y^{q-1}\alpha_{q-1}(X, Y) \quad (6)$$

If we subtract (6) and (5) we got

$$0 = (X - Y)\alpha_1(X, Y) + \dots + (X^{q-1} - Y^{q-1})\alpha_{q-1}(X, Y) \quad (7)$$

$$-(X - Y)\alpha_1(X, Y) = (X^2 - Y^2)\alpha_2(X, Y) + \dots + (X^{q-1} - Y^{q-1})\alpha_{q-1}(X, Y) \quad (8)$$

Now we can divide by  $(X - Y)$  and obtain:

$$\begin{aligned} -\alpha_1(X, Y) &= (X + Y)\alpha_2(X, Y) + (X^2 + XY + Y^2)\alpha_3(X, Y) + \dots + \\ &+ (X^{q-2} + YX^{q-3} + \dots + Y^{q-3}X + Y^{q-2})\alpha_{q-1}(X, Y) \end{aligned} \quad (9)$$

Substitute the expression of  $-\alpha_1(X, Y)$  in equation (5) and remark that all  $X^i\alpha_i(X, Y)$  terms are vanishing:

$$\begin{aligned}\alpha_0(X, Y) &= X[(X + Y)\alpha_2(X, Y) + (X^2 + XY + Y^2)\alpha_3(X, Y) + \dots + (X^{q-2} + X^{q-3}Y + \dots + \\ &\quad + XY^{q-3} + Y^{q-2})\alpha_{q-1}(X, Y)] - X^2\alpha_2(X, Y) - \dots - X^{q-1}\alpha_{q-1}(X, Y) \\ \alpha_0(X, Y) &= XY\alpha_2(X, Y) + (X^2Y + XY^2)\alpha_3(X, Y) + \dots + (X^{q-2}Y + \dots + XY^{q-2})\alpha_{q-1}(X, Y) \\ \alpha_0(X, Y) &= XY[\alpha_2(X, Y) + (X + Y)\alpha_3(X, Y) + \dots + (X^{q-3} + X^{q-4}Y + \dots + Y^{q-3})\alpha_{q-1}(X, Y)]\end{aligned}\tag{10}$$

This implies that either  $\alpha_0(X, Y)$  is a multiple of  $XY$  or  $\alpha_0(X, Y) = 0$ .

By the GGM assumption, we have that  $\alpha_0(X, Y) = 0$ .

We continue by replacing  $\alpha_0(X, Y) = 0$  in equation (10):

$$0 = \alpha_2(X, Y) + (X + Y)\alpha_3(X, Y) + \dots + (X^{q-3} + X^{q-4}Y + \dots + Y^{q-3})\alpha_{q-1}(X, Y)\tag{11}$$

$$-\alpha_2(X, Y) = (X + Y)\alpha_3(X, Y) + \dots + (X^{q-3} + X^{q-4}Y + \dots + Y^{q-3})\alpha_{q-1}(X, Y)\tag{12}$$

Substitute the expression of  $-\alpha_2(X, Y)$  in equation (6) and remark that all  $Y^i\alpha_i(X, Y)$  terms are vanishing:

$$\begin{aligned}0 &= -Y\alpha_1(X, Y) - Y^2[(X + Y)\alpha_3(X, Y) + \dots + (X^{q-3} + X^{q-4}Y + \dots + \\ &\quad + Y^{q-3})\alpha_{q-1}(X, Y)] - Y^3\alpha_3(X, Y) - \dots - Y^{q-1}\alpha_{q-1}(X, Y) \\ Y\alpha_1(X, Y) &= Y^2X\alpha_3(X, Y) + \dots + (X^{q-3}Y^2 + X^{q-4}Y^3 + \dots + XY^{q-2})\alpha_{q-1}(X, Y) \\ Y\alpha_1(X, Y) &= Y^2X[\alpha_3(X, Y) + \dots + (X^{q-4} + X^{q-5}Y + \dots + Y^{q-4})\alpha_{q-1}(X, Y)]\end{aligned}\tag{13}$$

This implies that either  $\alpha_1(X, Y)$  is a multiple of  $XY$  or  $\alpha_1(X, Y) = 0$ .

By the GGM assumption, we have that  $\alpha_1(X, Y) = 0$ .

We continue by replacing  $\alpha_1(X, Y) = 0$  in equation (13):

$$\begin{aligned}0 &= \alpha_3(X, Y) + \dots + (X^{q-4} + X^{q-5}Y + \dots + Y^{q-4})\alpha_{q-1}(X, Y) \\ -\alpha_3(X, Y) &= (X^2 + XY + Y^2)\alpha_4(X, Y) + \dots + (X^{q-4} + X^{q-5}Y + \dots + Y^{q-4})\alpha_{q-1}(X, Y)\end{aligned}\tag{14}$$

And so on... till we show that  $\alpha_i(X, Y) = 0 \quad \forall i = 0 \dots q - 1$ . We conclude that the adversarly produced vector  $(A_0, \dots, A_{q-1}) = \mathbf{1}_{\mathbb{G}_1}$ .

## A.2 ASDGP Assumption in GGM

**Assumption 5 (ASDGP)** *The  $(q, m)$ -ASDGP assumption holds for the bilinear group generator  $\mathcal{G}$  if for all PPT adversaries  $\mathcal{A}$  we have, on the probability space  $\text{gk} = (p, \mathbb{G}_1, \mathbb{G}_2, \mathbb{G}_T) \leftarrow \mathcal{G}(1^\lambda)$ ,  $g \leftarrow \mathbb{G}_1, h \leftarrow \mathbb{G}_2$  and  $a, b \leftarrow \mathbb{Z}_p$  the following holds:*

$$\Pr \left[ \begin{array}{l} (\mathbf{A} \neq \mathbf{1}_{\mathbb{G}_1} \vee \mathbf{B} \neq \mathbf{1}_{\mathbb{G}_2}) \\ \wedge \prod_{i=0}^{q-1} e(A_i, h^{a^i}) \prod_{i=q}^{2q-1} e(g^{a^i}, B_i) = 1_{\mathbb{G}_T} \\ \wedge \prod_{i=0}^{q-1} e(A_i, h^{b^i}) \prod_{i=q}^{2q-1} e(g^{b^i}, B_i) = 1_{\mathbb{G}_T} \end{array} \middle| \begin{array}{l} g \leftarrow \mathbb{G}_1, h \leftarrow \mathbb{G}_2, a, b \leftarrow \mathbb{Z}_p \\ \sigma = [g^{a^i}, g^{b^i}, h^{a^i}, h^{b^i}]_{i=0}^{2q-1} \\ \text{aux} = [g^{a^i}, g^{b^i}, h^{a^i}, h^{b^i}]_{i=2q}^m \\ (\mathbf{A}, \mathbf{B}) \leftarrow \mathcal{A}(\text{gk}, \sigma, \text{aux}) \end{array} \right] = \text{negl}(\lambda)$$

**Lemma 6.** *The  $(q, m)$ -ASDGP assumption holds in the generic group model.*

*Proof.* Suppose  $\mathcal{A}$  is an adversary that on input  $(\mathbf{gk}, \sigma, \mathbf{aux})$ , outputs  $\mathbf{A} = (A_0, \dots, A_{q-1})$  and  $\mathbf{B} = (B_0, \dots, B_{q-1})$  such that:

$$\prod_{i=0}^{q-1} e(A_i, h^{a^i}) \prod_{i=q}^{2q-1} e(g^{a^i}, B_i) = 1_{\mathbb{G}_T} \text{ and } \prod_{i=0}^{q-1} e(A_i, h^{b^i}) \prod_{i=q}^{2q-1} e(g^{b^i}, B_i) = 1_{\mathbb{G}_T}.$$

Then its GGM extractor outputs  $\alpha_i(X, Y) = \sum_{j=0}^m (x_j X^j + y_j Y^j + c_j)$  and  $\beta_i(X, Y) = \sum_{j=0}^m (x_j X^j + y_j Y^j + c_j)$  for  $0 \leq i < q$  such that:

$$\alpha_0(X, Y) + X\alpha_1(X, Y) + \dots + X^{q-1}\alpha_{q-1}(X, Y) + X^q\beta_0(X, Y) + \dots + X^{2q-1}\beta_{q-1}(X, Y) = 0 \quad (15)$$

$$\alpha_0(X, Y) + Y\alpha_1(X, Y) + \dots + Y^{q-1}\alpha_{q-1}(X, Y) + Y^q\beta_0(X, Y) + \dots + Y^{2q-1}\beta_{q-1}(X, Y) = 0 \quad (16)$$

By subtracting (16) and (15) we got

$$0 = (X - Y)\alpha_1(X, Y) + \dots + (X^{q-1} - Y^{q-1})\alpha_{q-1}(X, Y) + (X^q - Y^q)\beta_q(X, Y) + \dots \quad (17)$$

Now we can factor  $(X - Y)$  and then divide by it and obtain:

$$-\alpha_1(X, Y) = (X + Y)\alpha_2(X, Y) + (X^2 + XY + Y^2)\alpha_3(X, Y) + \dots + (X^{2q-2} + YX^{2q-3} + \dots + Y^{2q-3}X + Y^{2q-2})\beta_{2q-1}(X, Y) \quad (18)$$

Substitute  $-\alpha_1(X, Y)$  in equation (15) and remark that all  $X^i\alpha_i(X, Y)$ ,  $X^{q+i}\beta_{q+i}(X, Y)$  terms are vanishing:

$$\begin{aligned} \alpha_0(X, Y) &= X \left[ \sum_{i=2}^{q-1} \left( \sum_{j=0}^{i-1} X^{i-j-1} Y^j \right) \alpha_i(X, Y) + \sum_{i=q}^{2q-1} \left( \sum_{j=0}^{i-1} X^{i-j-1} Y^j \right) \beta_i(X, Y) \right] - \\ &\quad - \sum_{i=2}^{q-1} X^i \alpha_i(X, Y) - \sum_{i=q}^{2q-1} X^i \beta_i(X, Y) \\ \alpha_0(X, Y) &= X \left[ \sum_{i=2}^{q-1} \left( \sum_{j=1}^{i-1} X^{i-j-1} Y^j \right) \alpha_i(X, Y) + \sum_{i=q}^{2q-1} \left( \sum_{j=1}^{i-1} X^{i-j-1} Y^j \right) \beta_i(X, Y) \right] \\ \alpha_0(X, Y) &= XY \left[ \sum_{i=2}^{q-1} \left( \sum_{j=1}^{i-1} X^{i-j-1} Y^{j-1} \right) \alpha_i(X, Y) + \sum_{i=q}^{2q-1} \left( \sum_{j=1}^{i-1} X^{i-j-1} Y^{j-1} \right) \beta_i(X, Y) \right] \end{aligned} \quad (19)$$

This implies that either  $\alpha_0(X, Y)$  is a multiple of  $XY$  or  $\alpha_0(X, Y) = 0$ .

By the GGM assumption, we have that  $\alpha_0(X, Y) = 0$ .

We continue by replacing  $\alpha_0(X, Y) = 0$  in equation (19):

$$-\alpha_2(X, Y) = \sum_{i=3}^{q-1} \left( \sum_{j=1}^{i-1} X^{i-j-1} Y^{j-1} \right) \alpha_i(X, Y) + \sum_{i=q}^{2q-1} \left( \sum_{j=1}^{i-1} X^{i-j-1} Y^{j-1} \right) \beta_i(X, Y) \quad (20)$$

Substitute the expression of  $-\alpha_2(X, Y)$  in equation (15) or (16) and remark that all terms  $X^i\alpha_i(X, Y)$ ,  $X^i\beta_i(X, Y)$  (respectively  $Y^i\alpha_i(X, Y)$ ,  $Y^i\beta_i(X, Y)$ ) terms are vanishing.

And so on till we show that  $\alpha_i(X, Y) = 0 \quad \forall i = 0 \dots q-1$  and  $\beta_i(X, Y) = 0 \quad \forall i = q \dots 2q-1$ .

We conclude that the adversarially produced vectors  $(A_0, \dots, A_{q-1}) = \mathbf{1}_{\mathbb{G}_1}$ ,  $(B_0, \dots, B_{q-1}) = \mathbf{1}_{\mathbb{G}_2}$ .

Groth.Setup( $1^\lambda, \mathcal{R}$ )

$\alpha, \beta, \gamma, \delta \leftarrow \mathbb{Z}_p^*, \quad s \leftarrow \mathbb{Z}_p^*$ ,

$\text{crs} = \left( \text{QAP}, g^\alpha, g^\beta, g^\delta, \{g^{s^i}\}_{i=0}^{d-1}, \left\{ g^{\frac{\beta v_j(s) + \alpha w_j(s) + y_j(s)}{\gamma}} \right\}_{j=0}^t, \left\{ g^{\frac{\beta v_j(s) + \alpha w_j(s) + y_j(s)}{\delta}} \right\}_{j>t}, \left\{ g^{\frac{s^i t(s)}{\delta}} \right\}_{i=0}^{d-2}, \right.$   
 $\left. h^\beta, h^\gamma, h^\delta, \{h^{s^i}\}_{i=0}^{d-1} \right)$

$\text{vk} := (P = g^\alpha, Q = h^\beta, \{S_j = g^{\frac{\beta v_j(s) + \alpha w_j(s) + y_j(s)}{\gamma}}\}_{j=0}^t, H = h^\gamma, D = h^\delta)$

$\text{td} = (s, \alpha, \beta, \gamma, \delta)$

**return** (crs, td)

Groth.Prove(crs,  $u, w$ )

$u = (a_1, \dots, a_t), \quad a_0 = 1$

$w = (a_{t+1}, \dots, a_m)$

$v(x) = \sum_{j=0}^m a_j v_j(x)$

$v_{\text{mid}}(x) = \sum_{j \in I_{\text{mid}}} a_j v_j(x)$

$w(x) = \sum_{j=0}^m a_j w_j(x)$

$w_{\text{mid}}(x) = \sum_{j \in I_{\text{mid}}} a_j w_j(x)$

$y(x) = \sum_{j=0}^m a_j y_j(x)$

$y_{\text{mid}}(x) = \sum_{j \in I_{\text{mid}}} a_j y_j(x)$

$h(x) = \frac{v(x)w(x) - y(x)}{t(x)}$

$f_{\text{mid}} = \frac{\beta v_{\text{mid}}(s) + \alpha w_{\text{mid}}(s) + y_{\text{mid}}(s)}{\delta}$

$r, u \leftarrow \mathbb{Z}_p^*$

$a = \alpha + v(s) + r\delta, \quad b = \beta + w(s) + u\delta$

$c = f_{\text{mid}} + \frac{t(s)h(s)}{\delta} + ua + rb - ur\delta$

**return** ( $\pi = (A = g^a, B = h^b, C = g^c)$ )

Groth.Verify(vk,  $u, \pi$ )

$\pi = (A, B, C)$

$v_{io}(x) = \sum_{i=0}^t a_i v_i(x)$

$w_{io}(x) = \sum_{i=0}^t a_i w_i(x)$

$y_{io}(x) = \sum_{i=0}^t a_i y_i(x)$

$f_{io} = \frac{\beta v_{io}(s) + \alpha w_{io}(s) + y_{io}(s)}{\gamma}$

Check

$e(A, B) = e(g^\alpha, h^\beta) \cdot e(g^{f_{io}}, h^\gamma) \cdot e(C, h^\delta)$

Groth.Sim(td,  $u$ )

$a, b \leftarrow \mathbb{Z}_p^*$

$c = \frac{ab - \alpha\beta - \beta v_{io}(s) + \alpha w_{io}(s) + y_{io}(s)}{\delta}$

**return** ( $\pi = (A = g^a, B = h^b, C = g^c)$ )

**Fig. 4.** Groth16 Construction from QAP.

## B Groth16 Scheme

Let  $C$  be an arithmetic circuit over  $\mathbb{Z}_p$ , with  $m$  wires and  $d$  multiplication gates. Groth16 scheme proves circuit satisfiability, using a Quadratic Arithmetic Program (QAP) characterisation. Briefly, a QAP as introduced by [GGPR13] is translating a circuit into an equivalent arithmetic relation that holds only if the circuit has a solution.

Let  $Q = (t(x), \{v_k(x), w_k(x), y_k(x)\}_{k=0}^m)$  be a Quadratic Arithmetic Program (QAP) which computes  $C$ . We denote by  $I_{io} = \{1, 2, \dots, t\}$  the indices corresponding to the public input and public output values of the circuit wires and by  $I_{\text{mid}} = \{t+1, \dots, m\}$ , the wire indices corresponding to the private input and non-input, non-output intermediate values (for the witness).

We describe Groth = (Setup, Prove, Verify) scheme in [Gro16] that consists in 3 algorithms as per Figure 4.