

Optimized implementation of the NIST PQC submission ROLLO on microcontroller

Jérôme Lablanche¹, Lina Mortajine^{1,3}, Othman Benchaalal¹, Pierre-Louis Cayrel², and Nadia El Mrabet³

¹ Wisekey, Arteparc de Bachasson, Bâtiment A, 13590 Meyreuil
{jlablanche,lmortajine,obenchaalal}@wisekey.com

² Laboratoire Hubert Curien, UMR CNRS 5516,
Bâtiment F 18 rue du Benoît Lauras, 42000 Saint-Etienne
pierre.louis.cayrel@univ-st-etienne.fr

³ Mines Saint-Etienne, CEA-Tech, Centre CMP, Departement SAS,
F - 13541 Gardanne France
nadia.el-mrabet@emse.fr

Abstract. We present in this paper an efficient implementation of the code-based cryptosystem ROLLO, a candidate to the NIST PQC project, on a device available on the market. This implementation benefits of the existing hardware by using a crypto co-processor contained in an already deployed microcontroller to speed-up operations in \mathbb{F}_{2^m} . Optimizations are then made on operations in \mathbb{F}_{2^m} . Finally, the cryptosystem outperforms the public key exchange protocol ECDH for a security level of 192 bits showing then the possibility of the integration of this new cryptosystem in current chips. According to our implementation, the ROLLO-I-128 submission takes 173,6 ms for key generation, 12 ms for encapsulation and 79.4 ms for decapsulation on a microcontroller featuring ARM[®] SecurCore[®] SC300[™] core running at 50 MHz.

Keywords: post-quantum cryptography, optimization, embedded system, ROLLO

1 Introduction

In 2016, the National Institute of Standards and Technology (NIST) issued a report announcing the launch of an international process in order to propose new cryptographic schemes, resistant to a quantum computer. Since 2017, 69 proposals were accepted to the NIST post-quantum project.

After a year of study, withdrawn and merge schemes, the NIST reduced the candidates' list by announcing the second round and the 26 accepted submissions. Among these candidates, 8 signature schemes and 17 public-key encryption schemes or key-encapsulation mechanisms (KEMs) based their security on hard mathematical problems in codes, lattices, isogenies or multivariate. In addition to that, one more signature scheme based on a zero-knowledge proof system has been submitted.

In this paper, we focus on submissions based on codes. Code-based cryptography

was introduced by R. McEliece in 1978 [17] but his self-titled cryptosystem did not interest the cryptography community due to the use of large key size. However, the development of new cryptosystems based on different codes from those used in the McEliece cryptosystem as well as the introduction of codes embedded with the rank metric have resulted in a considerable reduction of key sizes of code-based cryptosystems and thus reach key sizes comparable to those used in lattice-based cryptography. Despite the evolution of research in this field, some post-quantum cryptosystems submitted to the NIST PQC project required a large number of resources notably concerning the memory which becomes binding when we have to implement them into constrained environments as microcontrollers. It is then hardly conceivable to imagine that these cryptosystems may replace the ones in use today in chips. In that sense, we decided to study the real cost of a code-based cryptosystem implementation. This study seems to be essential to prepare the transition to post-quantum cryptography. For our study, we chose an embedded commercialized system to implement the targeted cryptosystem.

One of the main criteria for the selection of the cryptosystem has been the RAM available on the microcontroller to run cryptographic protocols. We first decided to observe the memory required to store elements for different cryptosystems. The respective sizes are reported in Table 1. As we have only 4 kB of RAM, we implement ROLLO submission and more specifically ROLLO-I. Indeed, for this cryptosystem, the size of the public key and the ciphertext are by far the smallest. It is not the case for the private key, but the cryptosystems in Table 1 with a small secret key have very big public key and ciphertext. Operations on ROLLO-II and ROLLO-III being similar, they could be integrated quickly.

Algorithm Parameter	BIKE			HQC	RQC	ROLLO		
scheme number	I	II	III			I	II	III
public key	8,188	4,094	9,033	14,754	3,510	947	2,493	2,196
secret key	548	548	532	532	3,510	1,894	4,986	2,196
ciphertext	8,188	4,094	9,033	14,818	3,574	947	2,621	2,196

Table 1. Size of parameters in bytes, stored in RAM for some code-based cryptosystems with security level 5

According to Table 1, for practical implementation, we then decided to study the KEM cryptosystem ROLLO-I [18] which parameter's size are well-balanced. The second round submission ROLLO is a merge of the first round submissions LAKE (renamed ROLLO-I), Locker (renamed ROLLO-II), and Ourobours-R (renamed ROLLO-III).

Our contribution. In this paper, we present two practical software implementations of ROLLO-I. In the best of our knowledge, it is the first implementations of this cryptosystem on a microcontroller. The chosen target features an ARM[®] SecurCore[®] SC300[™] and 4 kB of RAM are dedicated to cryptographic data.

The first implementation is optimized depending on the memory and the second is optimized in time of which the source code can be available on request. We finally prove the practicability of such an algorithm on current products by comparing the execution time with an Elliptic Curve Diffie-Hellman (ECDH) key exchange that is widely used today and implemented in the same target.

Organization of this paper. This paper is organized as follows: we start with some preliminary definitions in Section 2, we then present the ROLLO cryptosystem in Section 3 and our optimized implementations in Section 4. Finally, we expose our results in Section 5.

2 Background

In this section, we recall some generalities on codes, more specifically rank metric codes. For more details, the reader is referred to [8,18]. For fixed prime numbers m and n , we denote by:

q	a prime number
\mathbb{F}_q	the finite field with q elements
\mathbb{F}_{q^m}	the finite field with q^m elements
$\mathbb{F}_{q^m}^n$	the vector space that can be identified with the ring $\mathbb{F}_{q^m}[X]/(P)$, with P a polynomial of degree n
\mathbf{v}	an element of $\mathbb{F}_{q^m}^n$
$M(\mathbf{v})$	the matrix $(v_{i,j})_{\substack{1 \leq i \leq n \\ 1 \leq j \leq m}}$

Let k, n two integers such that $k \geq n$. A linear code over \mathbb{F}_{q^m} of length n and dimension k is a subspace of $\mathbb{F}_{q^m}^n$ of dimension k . It is denoted $[n, k]_{q^m}$.

A linear code can be represented by its generator matrix $\mathbf{G} \in \mathbb{F}_{q^m}^{k \times n}$ as:

$$\mathcal{C} = \{x \cdot \mathbf{G}, x \in \mathbb{F}_{q^m}^k\}.$$

The code \mathcal{C} can also be given by its parity check matrix $\mathbf{H} \in \mathbb{F}_{q^m}^{(n-k) \times n}$ as:

$$\mathcal{C} = \{\mathbf{x} \in \mathbb{F}_{q^m}^n : \mathbf{H} \cdot \mathbf{x}^T = 0\}.$$

Thus, $\mathbf{s}_x = \mathbf{H} \cdot \mathbf{x}^T$ is called the syndrome of \mathbf{x} .

In code-based cryptography, codes can be embedded with two different metrics: Hamming and rank. As ROLLO cryptosystem is based on codes embedded with rank metric over $\mathbb{F}_{q^m}^n$, we will leave aside the Hamming metric for the rest of this paper.

In rank metric, the distance between two words $\mathbf{x} = (x_1, \dots, x_n)$ and $\mathbf{y} = (y_1, \dots, y_n)$ in $\mathbb{F}_{q^m}^n$ is defined as

$$d(\mathbf{x}, \mathbf{y}) = \|\mathbf{x} - \mathbf{y}\| = \|\mathbf{v}\| = \text{Rank } M(\mathbf{v}),$$

with $M(\mathbf{v}) = (v_{i,j})_{\substack{1 \leq i \leq n \\ 1 \leq j \leq m}}$ and $\|\mathbf{v}\|$ is called the rank weight of the word $\mathbf{v} = \mathbf{x} - \mathbf{y}$. The rank of a word \mathbf{x} can also be seen as the dimension of its support given by

$$\text{Supp}(\mathbf{x}) = \langle x_1, \dots, x_n \rangle_{\mathbb{F}_q}. \quad (1)$$

In order to define codes used in ROLLO cryptosystem, we first need to define circulant and double circulant matrices.

An $n \times n$ circulant matrix is defined as a matrix where each row is rotated by one element to the right depending on the preceding row:

$$\begin{pmatrix} a_0 & a_1 & \cdots & a_{n-2} & a_{n-1} \\ a_{n-1} & a_0 & \cdots & a_{n-3} & a_{n-2} \\ \vdots & \vdots & \ddots & \vdots & \vdots \\ a_1 & a_2 & \cdots & a_{n-1} & a_0 \end{pmatrix}.$$

We denote the set of circulant matrices of size n over \mathbb{F}_{q^m} as $\text{Circ}_n(\mathbb{F}_{q^m}) \subset \mathcal{M}_n(\mathbb{F}_{q^m})$. Thus, there exists an isomorphism

$$\begin{aligned} \phi : \mathbb{F}_{q^m}[X]/(X^n - 1) &\longrightarrow \text{Circ}_n(\mathbb{F}_{q^m}), \\ \sum_{i=0}^{n-1} a_i X^i &\longmapsto \begin{pmatrix} a_0 & a_1 & \cdots & a_{n-2} & a_{n-1} \\ a_{n-1} & a_0 & \cdots & a_{n-3} & a_{n-2} \\ \vdots & \vdots & \ddots & \vdots & \vdots \\ a_1 & a_2 & \cdots & a_{n-1} & a_0 \end{pmatrix}. \end{aligned}$$

An $[2n, n]_{q^m}$ -linear code \mathcal{C} is called double circulant if its generator matrix \mathbf{G} is of the form $\mathbf{G} = (\mathbf{A}_1 | \mathbf{A}_2)$ with \mathbf{A}_1 and \mathbf{A}_2 two $n \times n$ circulant matrices.

The authors of [18] introduced the family of ideal codes that allows them to reduce the size of the code's representation, the associated generator matrix is based on ideal matrices.

Given a polynomial $P \in \mathbb{F}_q[X]$ and a vector $\mathbf{v} \in \mathbb{F}_{q^m}^n$, an ideal matrix generated by \mathbf{v} is an $n \times n$ square matrix defined as:

$$\mathcal{IM}(\mathbf{v}) = \begin{pmatrix} \mathbf{v} \\ X\mathbf{v} \bmod P \\ \vdots \\ X^{n-1}\mathbf{v} \bmod P \end{pmatrix}.$$

An $[ns, nt]_{q^m}$ -code \mathcal{C} , generated by the vectors $(\mathbf{g}_{i,j})_{i \in [1, \dots, s-t], j \in [1, \dots, t]} \in \mathbb{F}_{q^m}^n$, is an ideal code if its generator matrix under systematic form is given by:

$$\mathbf{G} = \begin{pmatrix} \mathcal{IM}(\mathbf{g}_{1,1}) & \cdots & \mathcal{IM}(\mathbf{g}_{1,s-t}) \\ \vdots & \ddots & \vdots \\ \mathcal{IM}(\mathbf{g}_{t,1}) & \cdots & \mathcal{IM}(\mathbf{g}_{t,s-t}) \end{pmatrix}.$$

In [18], they restrain the definition of ideal LRPC (Low Rank Parity Check) codes to $(2, 1)$ -ideal LRPC codes that they used to construct ROLLO cryptosystem.

Let F be a \mathbb{F}_q -subspace of \mathbb{F}_{q^m} such that $\dim(F) = d$. Let $(\mathbf{h}_1, \mathbf{h}_2)$ be two vectors of $\mathbb{F}_{q^m}^n$, such that $\text{Supp}(\mathbf{h}_1, \mathbf{h}_2) = F$, and $P \in \mathbb{F}_q[X]$ be a polynomial of degree n .

An $[2n, n]_{q^m}$ code \mathcal{C} is an ideal LRPC code if its parity check matrix is of the form:

$$\mathbf{H} = \begin{pmatrix} \mathcal{IM}(\mathbf{h}_1)^T & \mathcal{IM}(\mathbf{h}_2)^T \end{pmatrix}.$$

The decoding algorithm of LRPC codes presented in Algorithm 1 is described in [18]. Let E and F be two \mathbb{F}_q -subspace of \mathbb{F}_{q^m} with respectively basis (e_1, \dots, e_r) and (f_1, \dots, f_d) . Let $\mathbf{s} = (s_1, \dots, s_n) \in \mathbb{F}_{q^m}^n$ be a syndrome of an error \mathbf{e} of weight r and such that $\text{Supp}(\mathbf{e}) = E$, given F and \mathbf{s} , the RSR algorithm, presented in Algorithm 1 recovers the support E of the error \mathbf{e} .

Algorithm 1: Rank Support Recovery (RSR) algorithm

Input: A \mathbb{F}_q -subspace $F = \langle f_1, \dots, f_d \rangle$, $\mathbf{s} = (s_1, \dots, s_n)$ a syndrome of an error \mathbf{e} , r the error's rank weight
Output: A candidate E for the support of \mathbf{e}

- 1 Compute the support S of the syndrome \mathbf{s}
- 2 Precompute every $S_i = f_i^{-1}S$ for $i = 1$ to d
- 3 Precompute every $S_{i,i+1} = S_i \cap S_{i+1}$ for $i = 1$ to $d - 1$
- 4 **for** $i = 1$ to $d - 2$ **do**
- 5 $tmp \leftarrow S + F(S_{i,i+1} + S_{i+1,i+2} + S_{i,i+2})$
- 6 **if** $\dim(tmp) \leq rd$ **then**
- 7 $S \leftarrow tmp$
- 8 **end**
- 9 **end**
- 10 $E \leftarrow \bigcap_{1 \leq i \leq d} f_i^{-1}S$
- 11 **return** E

In Algorithm 1, the support S is a subspace of EF given by:

$$EF = \langle \{ef, e \in E \text{ and } f \in F\} \rangle,$$

with $\text{Rank}(E) = r$ and $\text{Rank}(F) = d$, then $\dim(S) \leq rd$. In the RSR algorithm, the loop **for** (line 4 - Algorithm 1) allows to recover the whole vector space EF in case of $\dim(S) < rd$.

Once $S = \langle EF \rangle = \langle e_1 f_1, \dots, e_r f_1, \dots, e_1 f_i, \dots, e_r f_i, \dots, e_r f_d \rangle$, since $S_i = f_i^{-1}S$, we have for all $1 \leq i \leq d$,

$$E \subset S_i \Rightarrow E = \bigcap_{1 \leq i \leq d} S_i.$$

In rank metric code-based cryptography, the support recovery is considered as a hard problem, ROLLO bases a part of its security proof on the **2-Ideal Rank**

Support Recovery (2-IRSR) [18] problem that consists in, given a polynomial $P \in \mathbb{F}_q[X]$ of degree n , vectors \mathbf{x} and \mathbf{y} in $\mathbb{F}_{q^m}^n$, and a syndrome \mathbf{s} , recovering the support E of $(\mathbf{e}_1, \mathbf{e}_2)$ with $\dim(E) \leq r$ and such that:

$$\mathbf{e}_1 \mathbf{x} + \mathbf{e}_2 \mathbf{y} = \mathbf{s} \pmod{P}.$$

Hereafter, we will focus on ROLLO-I submission that presents small parameter sizes compared to ROLLO-II and ROLLO-III (see Table 1).

3 Target cryptosystem: ROLLO-I

3.1 Presentation

ROLLO-I is a rank-based code (LRPC codes) Key Encapsulation Mechanism (KEM) composed by three probabilistic algorithms: the Key generation (KeyGen), Encapsulation (Encap) and Decapsulation (Decap) defined respectively in Algorithms 2, 3 and 4.

The KeyGen algorithm presented in Algorithm 2 creates randomly the private key used in Decap, and the public key used to hide the shared secret.

Let us first define two integers n, m and the two associated irreducible polynomials in \mathbb{F}_{q^m} P, P_m such that $\deg(P_m) = m$ and $\deg(P) = n$ as well as the private key's rank d and the error's rank r given in Table 3.

Algorithm 2: KeyGen

Input: n and m to define the code, d the private key's rank weight

Output: public key $\mathbf{pk} = \mathbf{h}$ and private key $\mathbf{sk} = (\mathbf{x}, \mathbf{y})$

- 1 Generate a random support F of rank d .
 - 2 Create one random element $\mathbf{sk} = (\mathbf{x}, \mathbf{y}) \in \mathbb{F}_{2^m}^{2n}$ from the support F .
 - 3 Compute $\mathbf{h} = \mathbf{x}^{-1} \cdot \mathbf{y} \pmod{P}$
 - 4 **return** \mathbf{pk}, \mathbf{sk}
-

The random generation of support and the generation of an element from a support are given respectively by Algorithm ?? and 5.

Algorithm 3: Encap

Input: n and m to define the code, \mathbf{h} the public key, r the error's rank weight

Output: ciphertext \mathbf{c} and shared secret K

- 1 Generate a random support E of rank r .
 - 2 Create two random elements $(\mathbf{e}_1, \mathbf{e}_2) \in \mathbb{F}_{2^m}^{2n}$ from the support E .
 - 3 Compute $\mathbf{c} = \mathbf{e}_2 + \mathbf{e}_1 \cdot \mathbf{h} \pmod{P}$
 - 4 Derive the shared secret $K = \text{Hash}(E)$
 - 5 **return** \mathbf{c}, K
-

The Encap algorithm presented in Algorithm 3 randomly creates two vectors \mathbf{e}_1 and \mathbf{e}_2 depending on one support E used to derive the shared secret using an hash function.

Algorithm 4: Decap

Input: (\mathbf{x}, \mathbf{y}) the private key, r the error's rank weight, d the private key's rank weight, \mathbf{c} the ciphertext

Output: shared secret K

- 1 Compute $\mathbf{s} = \mathbf{x} \cdot \mathbf{c} \pmod{P}$
 - 2 Retrieve error's support: $E = \text{RSR}(F, \mathbf{s}, r)$
 - 3 Derive the shared secret: $K = \text{Hash}(E)$
 - 4 **return** K
-

The Decap algorithm presented in Algorithm 4 first computes the syndrome of the received ciphertext c and then uses the Rank Support Recovery Algorithm presented in Algorithm 1 to retrieve the error's support.

3.2 Operations

Support generation: As defined in Equation (1) the support of an element $\mathbf{x} = (x_0, x_1, \dots, x_{n-1})$ is the vector subspace's basis generated by the coordinates of \mathbf{x} . Therefore, to generate a support in $\mathbb{F}_{2^m}^n$ of a given dimension d , we choose d linearly independent vectors in \mathbb{F}_{2^m} and we apply a Gaussian elimination on the matrix associated to the d vectors to obtain the support.

Element generation from a support: Starting from a random support of dimension d we can get a random element of the same dimension by computing its n coefficients as linear combinations of the vectors defining the support, as described in Algorithm 5.

Algorithm 5: Element generation from support

Input: $S \in \mathbb{F}_{2^m}^d$ support of dimension d

Output: $\mathbf{x} \in \mathbb{F}_{2^m}^n$ generated from support S

- 1 **for** i from 0 to $n - 1$ **do**
 - 2 | Pick a random integer r in $[2, d - 1]$
 - 3 | Compute x_i as a linear combination in S of r random coefficients
 - 4 **end**
 - 5 **return** x
-

Intersection of two sub-spaces:

Let $U = \langle u_0, u_1, \dots, u_{n-1} \rangle$ and $V = \langle v_0, v_1, \dots, v_{n-1} \rangle$ be two sub-spaces over $\mathbb{F}_{2^m}^n$. Considering the two vectors $\mathbf{u} = (u_0, u_1, \dots, u_{n-1})$ and $\mathbf{v} = (v_0, v_1, \dots, v_{n-1})$, elements in $\mathbb{F}_{2^m}^n$, the intersection $\mathcal{I}_{U,V} = U \cap V$ can be computed by following the Zassenhaus algorithm [16], described with the above steps:

- Create the block matrix $\mathcal{Z}_{\mathbf{u}, \mathbf{v}} = \begin{pmatrix} M(\mathbf{u}) & M(\mathbf{u}) \\ M(\mathbf{v}) & 0 \end{pmatrix}$;

- Apply the Gaussian elimination on $\mathcal{Z}_{U,V}$ to obtain a row echelon form matrix;

- The resulting matrix has the following shape: $\begin{pmatrix} M(\mathbf{c}) & * \\ 0 & \mathcal{I}_{U,V} \\ 0 & 0 \end{pmatrix}$,

with $\mathbf{c} = (c_0, \dots, c_{n-1}) \in \mathbb{F}_{2^m}^n$.

3.3 Parameters

The submission of ROLLO-I allows three different levels of security achieving 128, 192 and 256 bits of security according respectively to NIST's security strength categories 1, 3 and 5 [21], we recall them in Table 3. As described in Section 3, the parameters n and m correspond respectively to the degrees of irreducible polynomials P and P_m used to construct the field \mathbb{F}_{q^m} and the parameters d and r correspond respectively to the private key and the error's rank.

Param. Algo.	n	m	d	r	P	P_m	Security level (bits)
ROLLO-I-128	47	79	6	5	$X^{47} + X^5 + 1$	$X^{79} + X^9 + 1$	128
ROLLO-I-192	53	89	7	6	$X^{53} + X^6 + X^2 + X + 1$	$X^{89} + X^{38} + 1$	192
ROLLO-I-256	67	113	8	7	$X^{67} + X^5 + X^2 + X + 1$	$X^{113} + X^9 + 1$	256

Table 3. ROLLO-I parameters for each security level

Therefore, the size of the public key, secret key and ciphertext involved by this parameters are given in Table 4.

Param. Algo.	Public key	Private key	Ciphertext	Shared secret
ROLLO-I-128	465	930	465	64
ROLLO-I-192	590	1.180	590	64
ROLLO-I-256	947	1.894	947	64

Table 4. Parameter size (bytes)

4 Implementation

4.1 Target platform and memory usage for implementation

Our goal was to demonstrate that ROLLO-I can be implemented in an existing product. We chose the MS6001 [23] microcontroller which is based on a widely used 32-bit ARM[®] SecurCore[®] SC300[™], due to its embedded 32-bit mathematical crypto co-processor to perform operations in \mathbb{F}_p and \mathbb{F}_{q^m} available on

the market. This product features 24 kB of RAM (4 kB are available to the cryptographic computations), and a True Random Number Generator (TRNG). In our implementations, all the operations in \mathbb{F}_{2^m} take advantage of the crypto co-processor to speed them up. Even if low-level implementations cannot be described in this paper due to confidentiality issues, the algorithms described in Sections 4.3 and 4.4 can be implementable on microcontroller containing a crypto co-processor which can perform operations in \mathbb{F}_{2^m} (multiplication, addition, inversion and modular reduction).

The crypto co-processor embeds a 32-bits multiplier able to work with \mathbb{F}_{2^m} , in memory every element in \mathbb{F}_{2^m} has to be represented on $\lceil m/32 \rceil \cdot 4$ bytes.

4.2 Target operations for optimization

Firstly, we try to find which operations can be optimized. In this paper, we do not consider operations over \mathbb{F}_{2^m} as they are already implemented in the crypto-processor. Thus, we focused on optimizing the operations over $\mathbb{F}_{2^m}^n$.

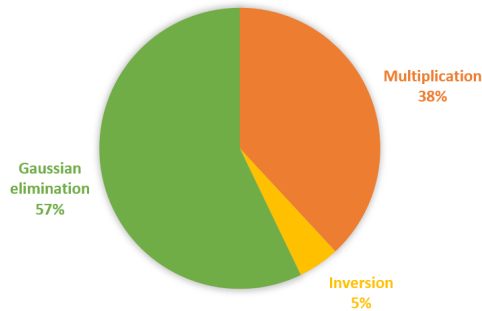


Fig. 1. Number of operations in $\mathbb{F}_{2^m}^n$ featured on ROLLO cryptosystem.

Figure 1 shows that Gaussian elimination and multiplication in $\mathbb{F}_{2^m}^n$ are often performed in the ROLLO-I cryptosystem.

Gaussian elimination is principally involved in the RSR Algorithm to compute to the intersection and sum between two vector spaces, and it is performed on big matrices. We then decided to focus on the multiplication and the RSR algorithm in order to optimize them.

The inversion is only performed during the key generation process and does not favour ephemeral keys. In this way, even if the extended Euclidean algorithm [15], used to compute the inverse in $\mathbb{F}_{2^m}^n$, is very costly, it is not considered in this paper.

For the rest of this section, we focus on the optimization of the two main operations in ROLLO cryptosystem: the multiplication in $\mathbb{F}_{2^m}^n$ and the RSR algorithm. The Memory size implementation is described in Section 4.3 and the one described in Section 4.4 is optimized in speed.

4.3 Optimized implementation depending on the memory

4.3.1 Multiplication in $\mathbb{F}_{2^m}^n$

Let P be an irreducible polynomial of degree n , and $\mathbf{x}, \mathbf{y} \in \mathbb{F}_{2^m}/(P)$ be two polynomials in \mathbb{F}_{2^m} of degree strictly lower than n , thus $\mathbf{r} = \mathbf{x} \cdot \mathbf{y}$ is a polynomial of degree lower than $2n - 1$ that we have to reduce modulo P . The multiplication following by a modular reduction implies a major issue in terms of memory usage: \mathbf{x} and \mathbf{y} require each $n \cdot \lceil m/32 \rceil \cdot 4$ bytes, and the result \mathbf{r} needs the double of this value. For instance, ROLLO-I-128 should require 2256 bytes for this operation. Therefore, we decided to merge the two algorithms to get one which directly returns the result after the modular reduction, thus dividing the length of the result by 2. However, this choice requires the use of a simple polynomial multiplication: Schoolbook multiplication algorithm that involves n^2 multiplications in \mathbb{F}_{2^m} . Even if the complexity of this algorithm is quadratic, as the modulo P is parse, it is straightforward to combine modular reduction and Schoolbook multiplication, as presented in Algorithm 6, and then save memory usage, ROLLO-I-128 takes only 1692 bytes.

Algorithm 6: Multiplication

Input: $\mathbf{x}, \mathbf{y} \in \mathbb{F}_{2^m}^n$, P_m modulo for \mathbb{F}_{2^m} , $P = (p_1, \dots, p_n)$ modulo for $\mathbb{F}_{2^m}^n$
Output: $\mathbf{r} = \mathbf{x} \cdot \mathbf{y}$

```

1 for  $i$  from 0 to  $n-1$  do
2   for  $j$  from 0 to  $n-1$  do
3      $tmp \leftarrow x_i \cdot y_j \pmod{P_m}$ 
4     if  $i + j \geq n$  then
5       for each  $p_k \neq 0$  and  $k < n$  do
6         if  $(i + j \pmod{n}) + k \geq n$  then
7           for each  $p_l \neq 0$  and  $l < n$  do
8              $r_{(i+j+k+l) \pmod{n}} \leftarrow r_{(i+j+k+l) \pmod{n}} + tmp$ 
9           else
10             $r_{(i+j+k) \pmod{n}} \leftarrow r_{(i+j+k) \pmod{n}} + tmp$ 
11        else
12           $r_{i+j} \leftarrow r_{i+j} + tmp$ 
13 return  $\mathbf{r}$ 

```

4.3.2 Rank Support Recovery algorithm

The RSR algorithm, see Algorithm 1, defined in the ROLLO submission needs pre-computed values making it by far the most costly operation of the decapsulation process in terms of memory.

We can compute the average memory cost as follows:

1. Compute the S_i will lead us to store $r \cdot d \cdot m$ bits at most. Thus, the cost for the computation of all S_i is rd^2m bits.
2. Compute the $S_{i,i+1}$ will lead us to store $(d - 1) \cdot r \cdot m$ bits on average.

We thus decided to get rid of the pre-computation phase steps to save memory.

4.4 Optimized implementation in time

4.4.1 Multiplication in $\mathbb{F}_{2^m}^n$

The multiplication in $\mathbb{F}_{2^m}^n$ is one of the most used operations of this cryptosystem: it's involved in the computation of the public key, the cipher, and the syndrome.

The Schoolbook multiplication requires n^2 multiplications in \mathbb{F}_{2^m} , this can be reduced by implementing a combination of Schoolbook multiplication and Karatsuba method [22] as presented in Algorithm 7.

Let $P = p_0 + p_1X$ and $Q = q_0 + q_1X$ be two polynomials of degree 1. The result of the product is

$$P \cdot Q = p_0q_0 + (p_0q_1 + p_1q_0)X + p_1q_1X^2.$$

Naively, we have to compute 4 multiplications and 1 addition. The Karatsuba algorithm is based on the fact that:

$$(p_0q_1 + p_1q_0) = (p_0 + p_1)(q_0 + q_1) - p_0q_0 - p_1q_1.$$

The Karatsuba algorithm takes advantage of this method which leads the computation of PQ to require only 3 multiplications and 4 additions.

Algorithm 7: Karatsuba multiplication

Input: two polynomials \mathbf{f} and $\mathbf{g} \in \mathbb{F}_{2^m}^n$ and N the number of coefficients of \mathbf{f}
 and \mathbf{g}
Output: $\mathbf{f} \cdot \mathbf{g}$ in $\mathbb{F}_{2^m}^n$

```

1 if  $N$  odd then
2    $result \leftarrow \text{Schoolbook}(\mathbf{f}, \mathbf{g}, N)$ 
3   return  $result$ 
4  $N' \leftarrow N/2$ 
5 Let  $\mathbf{f}(x) = \mathbf{f}_0(x) + \mathbf{f}_1(x)x^{N'}$ 
6 Let  $\mathbf{g}(x) = \mathbf{g}_0(x) + \mathbf{g}_1(x)x^{N'}$ 
7  $R_1 \leftarrow \text{Karatsuba}(\mathbf{f}_0, \mathbf{g}_0, N')$  // Compute recursively  $\mathbf{f}_0\mathbf{g}_0$ 
8  $R_2 \leftarrow \text{Karatsuba}(\mathbf{f}_1, \mathbf{g}_1, N')$  // Compute recursively  $\mathbf{f}_1\mathbf{g}_1$ 
9  $R_3 \leftarrow \mathbf{f}_0 + \mathbf{f}_1$ 
10  $R_4 \leftarrow \mathbf{g}_0 + \mathbf{g}_1$ 
11  $R_5 \leftarrow \text{Karatsuba}(R_3, R_4, N')$  // Compute recursively  $R_3R_4$ 
12  $R_6 \leftarrow R_5 - R_1 - R_2$ 
13 return  $R_1 + R_6x^{N'} + R_2x^{2N}$ 
    
```

The fourth step (line 4 - Algorithm 7) requires to divide the polynomial's degree by 2, as consequence, we have to add a padding to the polynomials involved in the multiplications with zero coefficients to make the number of coefficients of the polynomials even.

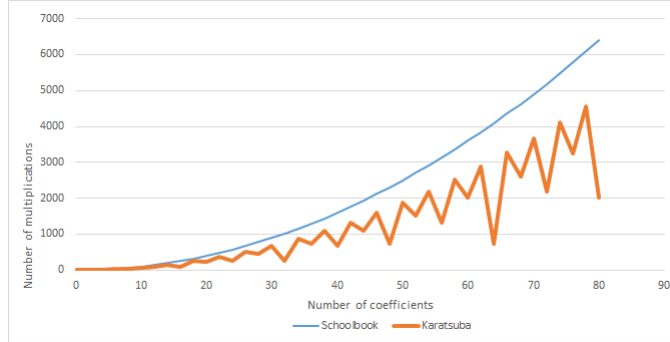


Fig. 2. Number of multiplications in \mathbb{F}_{2^m} in function of the degree

We compare the number of multiplications required by the Schoolbook algorithm and Karatsuba in Figure 2 which shows that multiplications' number required by the Karatsuba method is not strictly increasing, this is due to the division by 2 of the polynomial's degree involved in the method.

Depending on the memory available for a multiplication in $\mathbb{F}_{2^m}^n$, we can thus choose to add more or less padding. For example, in ROLLO-I-128 with $n = 47$ we have to add one zero coefficient to reach a degree 47 (which induces 48 coefficients); however, in ROLLO-I-192 with $n = 53$ we have two possibilities:

- Pad the polynomials with 3 coefficients which leads to 1323 multiplications in \mathbb{F}_{2^m} .
- Pad with 11 coefficients to lower the cost to 729 multiplications in \mathbb{F}_{2^m} .

The second possibility presents 45% fewer multiplications but requires memory additional cost of $11 \times \lceil 79/32 \rceil \times 4 = 132$ bytes per polynomial. Thus the first choice is a good balance between memory and speed.

4.4.2 Rank Support Recovery algorithm

At the opposite of the memory optimization, we decided to perform some pre-computations taking into account the memory cost. In the Algorithm 8, these steps are framed and correspond to lines 3 to 11. We can note that this algorithm is running in constant time.

We can estimate the average memory cost of this pre-computation: we will have at most three S_i (rd coefficients) and $1 + 2 \cdot (d - 2)$ intersections (r coefficients each) as well as the private key's support (d coefficients) and the error's syndrome (rd coefficients). By adding the matrix ($4rd$ coefficients) induced by the Zassenhaus algorithm [16], we have a total memory cost of:

$$RAM_{pre-compute} = (8rd + d + (1 + 2(d - 2))r) \times m_b,$$

with m_b the length in bytes for one coefficient in \mathbb{F}_{2^m} . With this formulae we can predict that ROLLO-I-128 requires 3492 bytes to perform the pre-computation.

Algorithm 8: RSR (Rank Support Recover)

```

1  Input:  $F = \langle f_1, \dots, f_d \rangle$  a  $\mathbb{F}_q$  vector subspace of  $\mathbb{F}_{2^m}$ ,  $s = (s_1, \dots, s_n) \in \mathbb{F}_{2^m}^n$ 
    syndrome of an error  $e$  and  $r$  the rank's weight of  $e$ 
    Output: Vector subspace  $E$ 
2  Compute  $S = \langle s_1, \dots, s_n \rangle$ 
    // Recall that  $S_i = f_i^{-1}S$ 
     $tmp_1 \leftarrow S_1$ 
     $tmp_2 \leftarrow S_2$ 
     $tmp_3 \leftarrow S_3$ 
    Compute  $S_{1,2} = tmp_1 \cap tmp_2$ 
    for  $i$  from 1 to  $d-2$  do
3  |   Compute  $S_{i+1,i+2} = tmp_{i+1} \cap tmp_{i+2}$ 
4  |   Compute  $S_{i,i+2} = tmp_i \cap tmp_{i+2}$ 
5  |    $tmp_{i\%3} \leftarrow S_{i+3}$ 
6  end
7  for  $i$  from 1 to  $d-2$  do
8  |    $tmp \leftarrow S + F \cdot (S_{i,i+1} + S_{i+1,i+2} + S_{i,i+2})$ 
9  |   if  $\dim(tmp) \leq rd$  then
10 |   |    $S \leftarrow tmp$ ;
11 |   end
12 end
13  $E \leftarrow \bigcap_{1 \leq i \leq d} f_i^{-1} \cdot S$ 
14 return  $E$ 

```

The memory cost of the pre-computation in the RSR algorithm required to store every S_i is too high, thus we decided to store in memory at most 3 of this S_i and compute every intersection keeping the algorithm's constant time execution. As consequence, we save $(d-3) \cdot r \cdot d \cdot m_b$ bytes at most: it represents 1080, 2016 and 4480 bytes for respectively ROLLO-I-128, ROLLO-I-192, and ROLLO-I-256.

5 Results and comparison

In this section, we present the performance evaluation of proposed implementations regarding memory usage and speed. Our implementations were implemented in C. For performance measurements, we used IAR compiler C/C++ with high-speed optimization level and count the cycles with the debugging functionality of the IAR Embedded Workbench IDE [1].

Table 5 provides the memory usage during the key encapsulation mechanism. For this implementation, an element from $\mathbb{F}_{q^m}^n$ will be represented as $n \cdot \lceil m/32 \rceil \cdot 4$ bytes. Considering this fact, the memory usage of ROLLO-I-128 and ROLLO-I-192 will only differ according to n , indeed for ROLLO-I-128, $m = 79$ and for ROLLO-I-192, $m = 89$, we thus obtain $\lceil 79/32 \rceil = \lceil 89/32 \rceil = 3$ 32-bit words. In contrast, every element in \mathbb{F}_{q^m} for ROLLO-I-256 requires one more 32-bit word, it explains the huge difference of memory usage between the higher security and

Security \ Algo.		Memory optimised			Speed optimised		
		GenKey	Encap	Decap	GenKey	Encap	Decap
ROLLO-I-128		2,640	1,928	2,168	3,148	3,376	3,660
ROLLO-I-192		2,972	2,156	2,748	3,520	3,508	5,076
ROLLO-I-256		4,850	3,328	4,832	5,792	4,424	8,976

Table 5. Memory usage for ROLLO-I (in bytes)

the two lowers. Moreover, Table 5 highlights the fact that the implementation of ROLLO-I-256 needs more than 4kB of RAM, so it cannot be implemented in our target.

Table 6 provides the number of cycles required by ROLLO-I-128 and ROLLO-I-192 as well as the execution time in milliseconds of these two cryptosystems.

Security		Algorithm	Memory optimised			Speed optimised		
			GenKey	Encap	Decap	GenKey	Encap	Decap
ROLLO-I-128	cycles ($\times 10^6$)		9.7	1.51	10.17	8.68	0.6	3.97
	ms		194	30.2	203.4	173.6	12	79.4
ROLLO-I-192	cycles ($\times 10^6$)		12.7	2.39	15.29	11.11	0.8	6.63
	ms		254	47.8	305.8	222.2	16	132.6

Table 6. Cycles counts ($\times 10^6$) and execution time (ms) for ROLLO-I @50 MHz

The key generation performances are not really impacted by the speed optimization since only the multiplication is optimized while the others operations remains unchanged.

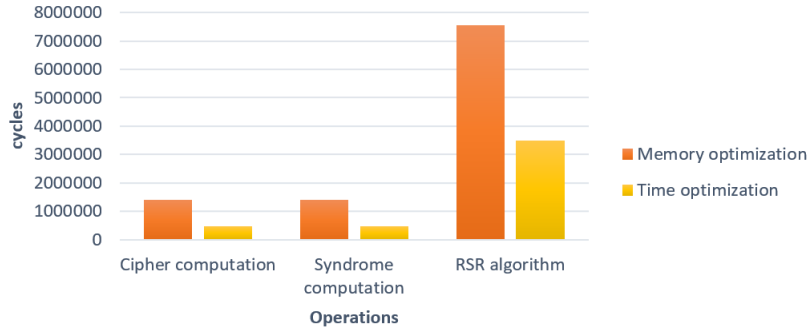


Fig. 3. Operations in ROLLO-I-128 according to memory optimization and time optimization

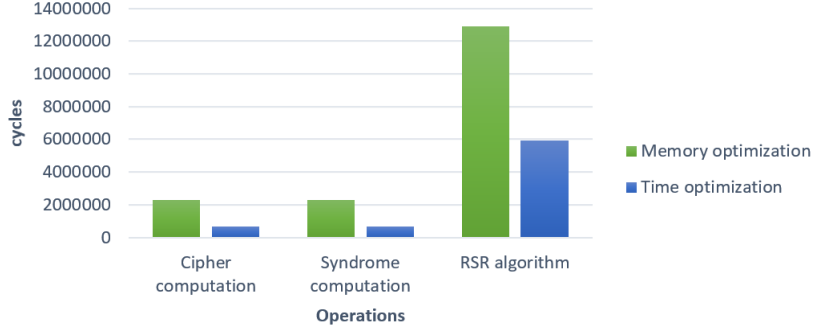


Fig. 4. Operations in ROLLO-I-192 according to memory optimization and time optimization 2

Figure 3 and Figure 4 provide the cycle counts for the main operations performed in ROLLO-I (128 and 192) and as we can predict it, we observe that the save of the memory footprint for computations increases the number of cycles.

To give a rough idea, we decided to compare our implementation of ROLLO-I with the Elliptic Curve Diffie-Hellman key exchange (ECDH) [2] implemented in the same platform. To establish a shared secret between two entities, the ECDH protocol required 2 scalars multiplications over $E(\mathbb{F}_q)$ that are executed in parallel by these two entities. Thus, Table 7 gives the performances of a key agreement for ECDH and ROLLO-I. For the cost's estimation of ECDH, we only consider the two scalar multiplications.

Security	Algorithm	Clock cycle ($\times 10^6$)
128	ROLLO-I-128	4.52
	ECDH Curve 256	3.49
192	ROLLO-I-192	7.43
	ECDH Curve 384	8.45

Table 7. Performance comparison between ROLLO-I and ECDH for two different security levels.

This highlights that ROLLO-I could be a realistic alternative to the actual key exchange schemes. In Table 8, we compare ROLLO-I with other candidates to the NIST competition in terms of memory and speed roughly at the same security level. Since all the algorithms have not been implemented in the same platform (Cortex-M3 vs Cortex-M4), the timings are given in cycle counts in order to reduce the impact of the hardware. Nevertheless, it gives us a rough overview of these candidates implemented on microcontrollers. In view of the other cryptosystems, ROLLO-I seems to be a good compromise between the memory allocation needed and the performances.

Scheme	Key generation		Encapsulation		Decapsulation	
	speed	memory	speed	memory	speed	memory
ROLLO-I-192 (memory)	12,700k	2,972	2,390k	2,156	15,290k	2,748
ROLLO-I-192 (speed)	11,110k	3,520	800k	3,508	6,630k	4,908
Saber [14]	1,165k	6,931	1,530k	7,019	1,635k	8,115
Saber [12]	895k	13,248	1,161k	15,528	1,204k	16,624
Kyber768 [13]	1,200k	10,544	1,446k	13,720	1,477k	14,880
NewHope [13]	1,246k	11,160	1,966k	17,456	1,977k	19,656
NTRU-HRSS [12]	145,963k	23,396	404k	19,492	819k	22,140

Table 8. Speed (cycles) and memory(bytes) performances for other NIST submissions on CORTEX-M4.

Conclusion

In this paper, we highlighted that ROLLO-I can be implemented in an microcontroller available on the market with 4 kB of RAM. Our implementations benefit from an actual crypto co-processor. We also shown that our implementation can compete in terms of performances with existing algorithms such as ECDH. Finally, the comparison with other candidates to the NIST PQC project, comfort us in the idea that ROLLO-I is a protocol that could be implemented in low resource embedded systems.

For future work, it would be interesting to evaluate a full hardware implementation of ROLLO-I.

References

1. IAR Embedded Workbench. URL: <https://www.iar.com/>.
2. SEC 1. Standards for Efficient Cryptography Group: Elliptic Curve Cryptography - version 2.0, 2009. URL: <https://www.secg.org/sec1-v2.pdf>.
3. Erdem Alkim, Léo Ducas, Thomas Pöppelmann, and Peter Schwabe. Post-quantum Key Exchange—A New Hope. In *25th USENIX Security Symposium (USENIX Security 16)*, pages 327–343, Austin, TX, 2016. USENIX Association. URL: <https://www.usenix.org/conference/usenixsecurity16/technical-sessions/presentation/alkim>.
4. Nicolas Aragon, Paulo S. L. M. Barreto, Slim Bettaieb, Olivier Blazy Loïc Bidoux, Jean-Christophe Deneuville, Philippe Gaborit, Shay Gueron, Tim Güneysu, Carlos Aguilar Melchor, Rafael Misoczki, Edoardo Persichetti, Nicolas Sendrier, Jean-Pierre Tillich, Gilles Zémor, and Valentin Vasseur. NIST PQC submission : BIKE - Bit Flipping Key Encapsulation, 2017.
5. Nicolas Aragon, Olivier Blazy, Slim Bettaieb, Loïc Bidoux, Jean-Christophe Deneuville, Adrien Hauteville Philippe Gaborit, Olivier Ruatta, and Gilles Zémor. NIST PQC first round submission : LOCKER - LOw rank parity Check codes EncRyption , 2017.
6. Nicolas Aragon, Olivier Blazy, Jean-Christophe Deneuville, Adrien Hauteville Philippe Gaborit, Olivier Ruatta, Jean-Pierre Tillich, and Gilles Zémor. NIST

- PQC first round submission : LAKE - Low Rank parity check codes Key Exchange, 2017.
7. Nicolas Aragon, Olivier Blazy, Jean-Christophe Deneuville, Adrien Hauteville Philippe Gaborit, Olivier Ruatta, Jean-Pierre Tillich, and Gilles Zémor. NIST PQC first round submission : Ouroboros-R , 2017.
 8. Nicolas Aragon, Philippe Gaborit, Adrien Hauteville, Olivier Ruatta, and Gilles Zémor. Low Rank Parity Check Codes: New Decoding Algorithms and Applications to Cryptography. *CoRR*, abs/1904.00357, 2019. URL: <http://arxiv.org/abs/1904.00357>, [arXiv:1904.00357](https://arxiv.org/abs/1904.00357).
 9. Philippe Delsarte. Bilinear forms over a finite field, with applications to coding theory. *J. Comb. Theory, Ser. A*, 25:226–241, 1978.
 10. R. W. Hamming. Error detecting and error correcting codes. *The Bell System Technical Journal*, 29(2):147–160, April 1950. doi:10.1002/j.1538-7305.1950.tb00463.x.
 11. Jeffrey Hoffstein, Jill Pipher, and Joseph H. Silverman. NTRU: A ring-based public key cryptosystem. In Joe P. Buhler, editor, *Algorithmic Number Theory*, pages 267–288, Berlin, Heidelberg, 1998. Springer Berlin Heidelberg.
 12. Matthias J. Kannwischer, Joost Rijneveld, and Peter Schwabe. Faster Multiplication in $F_{2^m}[x]$ on Cortex-M4 to Speed up NIST PQC candidates. In *ACNS*, volume 11464 of *Lecture Notes in Computer Science*, pages 281–301. Springer, 2019.
 13. Matthias J. Kannwischer, Joost Rijneveld, Peter Schwabe, and Ko Stoffelen. PQM4: Post-quantum crypto library for the ARM Cortex-M4. <https://github.com/mupq/pqm4>.
 14. Angshuman Karmakar, Jose M. Bermudo Mera, Sujoy Sinha Roy, and Ingrid Verbauwhede. Saber on ARM CCA-secure module lattice-based key encapsulation on ARM. *IACR Trans. Cryptogr. Hardw. Embed. Syst.*, 2018(3):243–266, 2018.
 15. Donald E. Knuth. *The Art of Computer Programming, Volume 2 (3rd Ed.): Seminumerical Algorithms*. Addison-Wesley Longman Publishing Co., Inc., Boston, MA, USA, 1997.
 16. Eugene Luks, Ferenc Rakoczi, and Charles Wright. Some Algorithms for Nilpotent Permutation Groups. *J. Symb. Comput.*, 23:335–354, 04 1997. doi:10.1006/jsco.1996.0092.
 17. R. J. McEliece. A Public-Key Cryptosystem Based On Algebraic Coding Theory. *Deep Space Network Progress Report*, 44:114–116, January 1978.
 18. Carlos Aguilar Melchor, Nicolas Aragon, Magali Bardet, Slim Bettaieb, Loïc Bidoux, Olivier Blazy, Jean-Christophe Deneuville, Adrien Hauteville Philippe Gaborit, Ayoub Otmani, Olivier Ruatta, Jean-Pierre Tillich, and Gilles Zémor. NIST PQC second round submission : ROLLO - Rank-Ouroboros, LAKE & LOCKER, 2017.
 19. Carlos Aguilar Melchor, Nicolas Aragon, Slim Bettaieb, Olivier Blazy Loïc Bidoux, Jean-Christophe Deneuville, Philippe Gaborit, Edoardo Persichetti, and Gilles Zémor. NIST PQC submission : Hamming Quasi-Cyclic (HQC), 2017.
 20. Carlos Aguilar Melchor, Nicolas Aragon, Slim Bettaieb, Olivier Blazy Loïc Bidoux, Jean-Christophe Deneuville, Philippe Gaborit, Gilles Zémor, Alain Couvreur, and Adrien Hauteville. NIST PQC submission : Rank Quasi-Cyclic (RQC), 2017.
 21. National Institute of Standards and Technology. Submission Requirements and Evaluation Criteria for the Post-Quantum Cryptography Standardization Process, 2016. URL: <https://csrc.nist.gov/CSRC/media/Projects/Post-Quantum-Cryptography/documents/call-for-proposals-final-dec-2016.pdf>.

22. André Weimerskirch and Christof Paar. Generalizations of the Karatsuba Algorithm for Efficient Implementations, 2006. aweimerskirch@escrypt.com 13331 received 2 Jul 2006. URL: <http://eprint.iacr.org/2006/224>.
23. Wisekey. *MicroXsafe 6001 Summary Datasheet*, 2018. URL: <https://www.wisekey.com/microxsafe-6001/>.