




CIVIS

A European Civic University

Co-funded by the
Erasmus+ Programme
of the European Union





CIVIS - SECOND YEAR INTERNAL QUALITY REPORT

PROJECT PARTNERS



- Aix-Marseille Université, France (coordinator) 
- National and Kapodistrian University of Athens, Greece 
- University of Bucharest, Romania 
- Université libre de Bruxelles, Belgium 
- Universidad Autónoma de Madrid, Spain 
- Sapienza Università di Roma, Italy 
- Stockholm University, Sweden 
- University of Tübingen, Germany 
- University of Glasgow, United Kingdom 
- Paris Lodron University of Salzburg 

The consortium has consolidated the foundation of the construction of a European University and enlarged to two new partners: University of Glasgow (associated partner from December 2020) and University of Salzburg (inclusion approved by Board of Rectors in September 2021).

MOBILITY



The **mobility dimension** became operational thanks to:

- The first short-term mobility projects physically organised on campus during the summer 2021
- The numerous virtual courses collected through the dedicated call for projects and shared by the member universities through the Open Online Course Catalogue

TEACHING EXCELLENCE

The **teaching excellence** within CIVIS has been strengthened by the organisation of innovative pedagogies workshops and publication of related handbook.

DISSEMINATION COMMUNICATION

The communication and dissemination of CIVIS initiative has been reinforced thanks to the successful organisation of the first edition of the **Global CIVIS DAYS** in November 2020 on the thematic of Hub1 Climate, Environment, Energy.



WP1 | MANAGEMENT OF THE PROJECT



MAIN RESULTS OF YEAR 2

TARGET SATISFACTION RATE: **80%**

94.2%

PARTNERSHIP
MEETINGS

80.3%

FINANCIAL
MANAGEMENT

60.7%

ADMINISTRATIVE
MANAGEMENT


WP1 | MANAGEMENT OF THE PROJECT



MAIN RESULTS OF YEAR 2

**% OF IMPLEMENTED PLATFORM
ACCORDING TO THE TIMEFRAME
(TARGET: 90%)**


50%



SurveyMonkey for calls for projects in place, Moodle in place, CIVIS Passport platform identified supplier and operational end of October, application/mobility management process ongoing).

**SATISFACTION RATE ABOUT CIVIS
PLATFORM (TARGET: 80%)**

80.8%



8CIVIS Box; 67.2% Mailing List Server.

WP1 | MANAGEMENT OF THE PROJECT



MAIN RESULTS OF YEAR 2

MEETINGS OF BOARDS AND COUNCIL

(TARGET: SC: 6/YEAR; GPC: 1; GCC: 1; STUDENT COUNCIL: 2/YEAR)

- 15** Steering Committee
- 2** Global Consultative Council
- 0** Global Participative Council
- 5** Student Council Meetings

PARTICIPANTS AT BOARDS AND COUNCILS (AVG)

(TARGET: BOR: 22; BOB:5; SC: 18; PC: 40; CC: 25)

- 15** Board of Rectors
- 19** Steering Committee
- 10** Student Council Meetings

Student Council Meetings

The creation of the Student Council and its regular meetings shows the commitment of CIVIS alliance to include the students' voice in CIVIS governance to contribute to the development of the European University.

WP3 | OPEN LABS



MAIN RESULTS OF YEAR 2

70

TARGET: 12

STAKEHOLDERS PARTICIPATING IN SEED-FUNDED PROJECTS PER TIMEFRAME

9

TARGET: 12

PROPOSED AND SELECTED PROJECTS IN THE OL NETWORK

94.4%

TARGET: 70%

SATISFACTION RATE ABOUT PROJECT AGREEMENTS/OPEN LABS

6

TARGET: 3

N° OF OPEN LABS TO ESTABLISH PER TIMEFRAME



WP3 | OPEN LABS



MAIN RESULTS OF YEAR 2

26

DISADVANTAGED GROUPS
BENEFITED FROM THE
PROJECT AGREEMENTS IN
THE OL NETWORK

TARGET: 8

17

SEED-FUNDED PROJECTS IN
THE OL NETWORK
EXTERNALLY CO-FOUNDED
PER TIMEFRAME

TARGET: 3

264

N. OF STUDENTS INVOLVED
IN ACTIVITIES PROMOTED
BY PROJECT AGREEMENTS
IN THE OL NETWORK

TARGET: 50

WP3 | OPEN LABS

MAIN RESULTS OF YEAR 2

406

TARGET: 40

STUDENTS INVOLVED IN SERVICE LEARNING
ACTIVITIES IN THE OL NETWORK

65

TARGET: 3

ACADEMICS INVOLVED IN THE COORDINATION OF
SERVICE-LEARNING ACTIVITIES PER TIMEFRAME

77

TARGET: 77

RESEARCHERS INVOLVED IN ACTIVITIES PROMOTED
BY PROJECT AGREEMENTS IN THE OL NETWORK

AMOUNT OF EXTERNAL
FUNDING ATTRACTED

~290 000€

TARGET: 300 000 €



WP4 | HUBS



MAIN RESULTS OF YEAR 2

3

**HUBS ESTABLISHED
IN YEAR 2**

TARGET: 3 HUBS ESTABLISHED AROUND
3 OF THE 5 THEMES

**N° OF HUBS ESTABLISHED IN YEAR 2,
IN ADDITION TO HUB 1**

1+2

**ACTIVITIES WITH WP4
BY EACH HUB**

TARGET: 3 WELL-ATTENDED WS PER HUB

**N° OF WORKSHOPS/ACTIVITIES
ORGANISED BY EACH HUB (HUB 1-4)**

WP4 | HUBS



MAIN RESULTS OF YEAR 2

**N° OF PARTICIPANTS FROM DIFFERENT MU
IN WORKSHOP/ACTIVITIES**

20+ - 160+

TARGET: PARTICIPATION FROM AT LEAST 3 MU

**N° OF STUDENTS WHO PARTICIPATE IN
LEARNING PATHWAYS PER CIVIS PARTNER**

513 (HUB 1)

TARGET: 200

**OVERALL SATISFACTION RATE OF STUDENTS
WHO PARTICIPATE IN LEARNING PATHWAYS**

83.6%

TARGET: 80%

All workshop/activities have had participation from at least 3 MU with a n° of participants ranging from 20+ to 160+



WP5 | CIVIS, A BRIDGE TOWARDS THE MEDITERRANEAN & AFRICAN REGIONS

MAIN OBJECTIFS OF THE WP5:

BUILD CIVIS ACTION AT GLOBAL LEVEL BY DEVELOPING AND FORGING PARTNERSHIPS WITH 'MIRROR' UNIVERSITIES IN THE MEDITERRANEAN AND AFRICAN REGIONS

CONTRIBUTE TO ADDRESS JOINTLY WITH ACADEMIC PARTNERS FROM THE MEDITERRANEAN AND AFRICAN REGIONS CHALLENGES OF JOINT INTEREST AND TO FIND JOINT SOLUTIONS

Indicators have been defined accordingly to give a complete overview and evaluation of WP5 activities (Table 14). Since those indicators refer to WP5 deliverables due in the 3rd year of the project, **no results can be reported for the second year.**

WP6 | CIVIS STUDENT MOBILITY



MAIN RESULTS OF YEAR 2

YEAR 2

YEAR 1

OUTGOING STUDENTS TO CIVIS UNIVERSITIES PER YEAR
(LONG-TERM MOBILITY)

370 198

TARGET: 1 500
STUDENTS IN 3 YEARS

CIVIS FUNDED SHORT TERM MOBILITY PROJECTS

431

TARGET: 1 200
STUDENTS IN 3 YEARS

N. OF STUDENTS PARTICIPATING IN CIVIS VIRTUAL
MOBILITY PER YEAR

85

TARGET: 10 000
STUDENTS BY 3 YEARS

N. OF OUTGOING ACADEMICS TO CIVIS
UNIVERSITIES PER YEAR

17

NO TARGET WAS SET

WP6 | CIVIS STUDENT MOBILITY



MAIN RESULTS OF YEAR 2

N° OF JOINT SERVICES DEVELOPED BETWEEN CIVIS PARTNERS

Pre-arrival digital package

Buddy system

TARGET: 3

N. OF VIRTUAL MOBILITY PROGRAMS BETWEEN CIVIS UNIVERSITIES PER TIMEFRAME

63 open courses ready to be offered virtually (SU and TU)

TARGET: 5 COURSES/UNI/YEAR

NEW AGREEMENTS BETWEEN CIVIS PARTNERS TO FOSTER STUDENTS' MOBILITY PER TIMEFRAME

7 Erasmus agreements signed by each partner that were still valid for 2020-2021

1 new agreement with the University of Glasgow

TARGET: 7 AGREEMENTS

JOINT SERVICES DEVELOPED BETWEEN CIVIS PARTNERS


Digital Campus was not ready for use before
30.09.2021

TARGET: 3

WP6 | CIVIS STUDENT MOBILITY



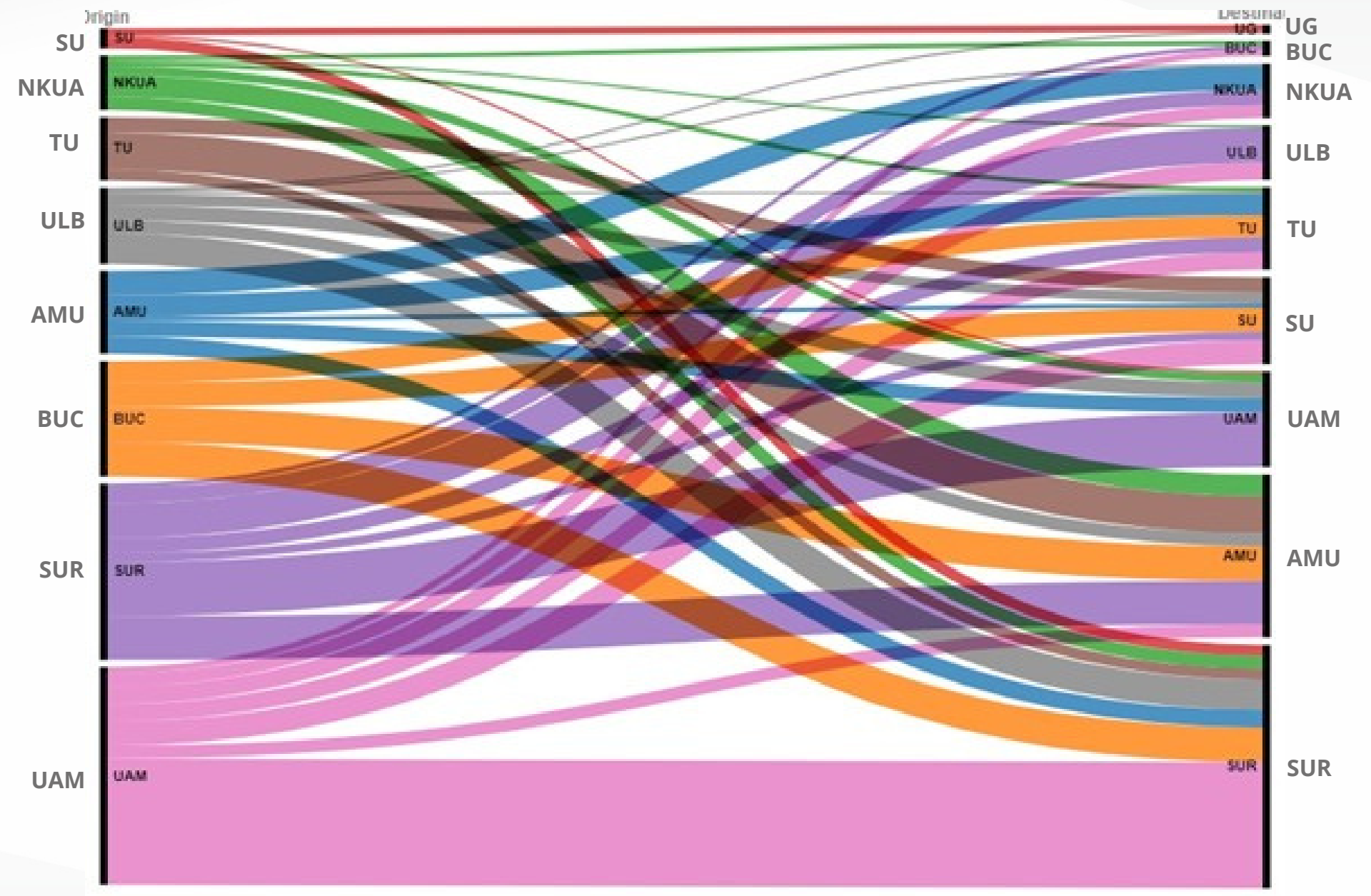
Students' mobility flows among CIVIS Universities for STMs (overall)



WP6 | CIVIS STUDENT MOBILITY



Students' mobility flows among CIVIS Universities for LTMs (overall)



WP6 | CIVIS STUDENT MOBILITY



FOCUS GROUP WITH STM STUDENTS: 1ST GROUP SESSION

KEY POINT	DISCUSSION
Giving the floor to participants	CIVIS courses gives to students from different universities the chance to participate and interact with each other, sharing experience and ideas.
Less people more engagement	Unlike the courses in home university, CIVIS courses have less participants, this stimulates the participation
Intensive but openminded	The courses are intensive in terms of contents and materials to study, anyway the experience repays the effort
Success is on spending days together	Appreciated the fact that students were in the same place, living together and spending days together, developing good relationships
ECTS coherence	Some courses offer 1, 2 or 3 ECTS which in some universities last for an entire semester, so maybe one week is too little for such amount of study in relation to the ECTS offered
Virtual or in person	The motivation goes down in virtual form, lack of human touch. But there are also benefits: some people that cannot afford travel could participate and this made the course richer.

WP6 | CIVIS STUDENT MOBILITY



FOCUS GROUP WITH STM STUDENTS: 2ND GROUP SESSION

KEY POINT	DISCUSSION
Chosen for PhD studies	Some students chose the course for the connection with PhD study, very good chance to learn many interesting things for research, early literature review, etc.
Keeping students together	Bringing participants closer together (for example in university dorms) is firstly an economic solution and then helps students to move better inside a city they don't know.
Good logistics and communication	Logistics generally were handled in a very professional manner, the communication with the organizers was clear and timely.
Free weekend and side activities	Some students praise the choice of some course to combine lecture with something less formal that wasn't the program, for example a visit to the European Parliament. Also, they liked the idea of having a free weekend in the middle.
A lot of paperwork	One student experienced a lot of paperwork before the course, and even after for recognition of ECTS. Nevertheless, he doesn't know if everything was going fine with ECTS.

WP6 | CIVIS STUDENT MOBILITY



FOCUS GROUP WITH STM STUDENTS: 2ND GROUP SESSION

KEY POINT	DISCUSSION
Program & bibliography sent in advance	Much appreciated the fact that daily program and essential bibliography were sent in advance to facilitate the students.
Interculturality	An added value was the students from different backgrounds, from different countries, the sense of intercultural communication was always present. It helped a lot to understand what it means to be part of an open Europe.
Interdisciplinarity	Another added value was the variety of topics of the lectures, the opportunity to come in contact with so many different research directions, topics and interests.
Willingness to participate in other	Many of the students want to attend more CIVIS courses in future and they are spreading the information about CIVIS opportunities to their colleagues.

WP6 | CIVIS STUDENT MOBILITY




WORD CLOUD MADE WITH THE RECORDINGS OF THE SECOND FOCUS GROUP



WP6 | CIVIS STUDENT MOBILITY



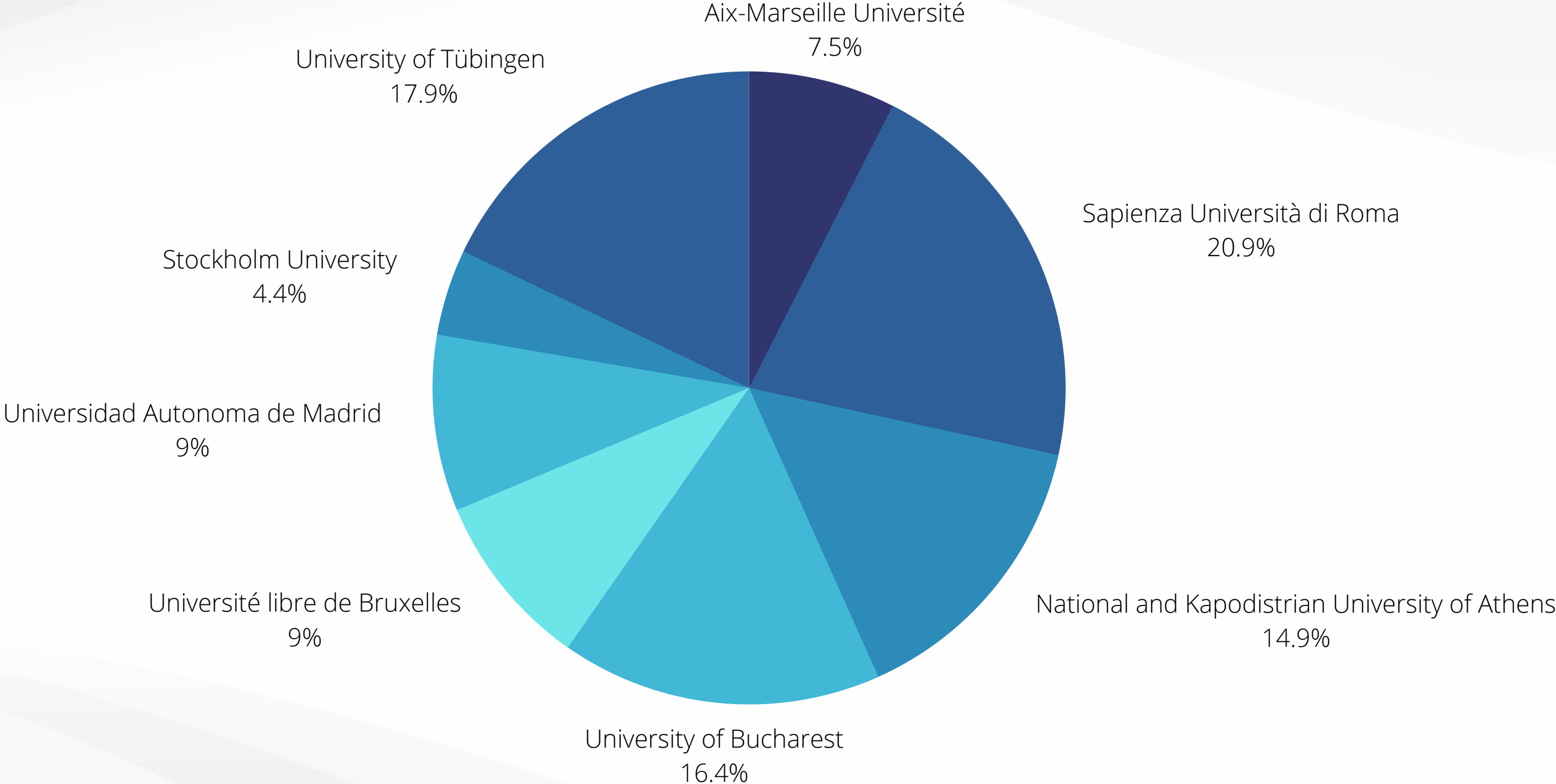
STUDENT MOBILITY BASED ON EU SURVEY



WP6 | CIVIS STUDENT MOBILITY



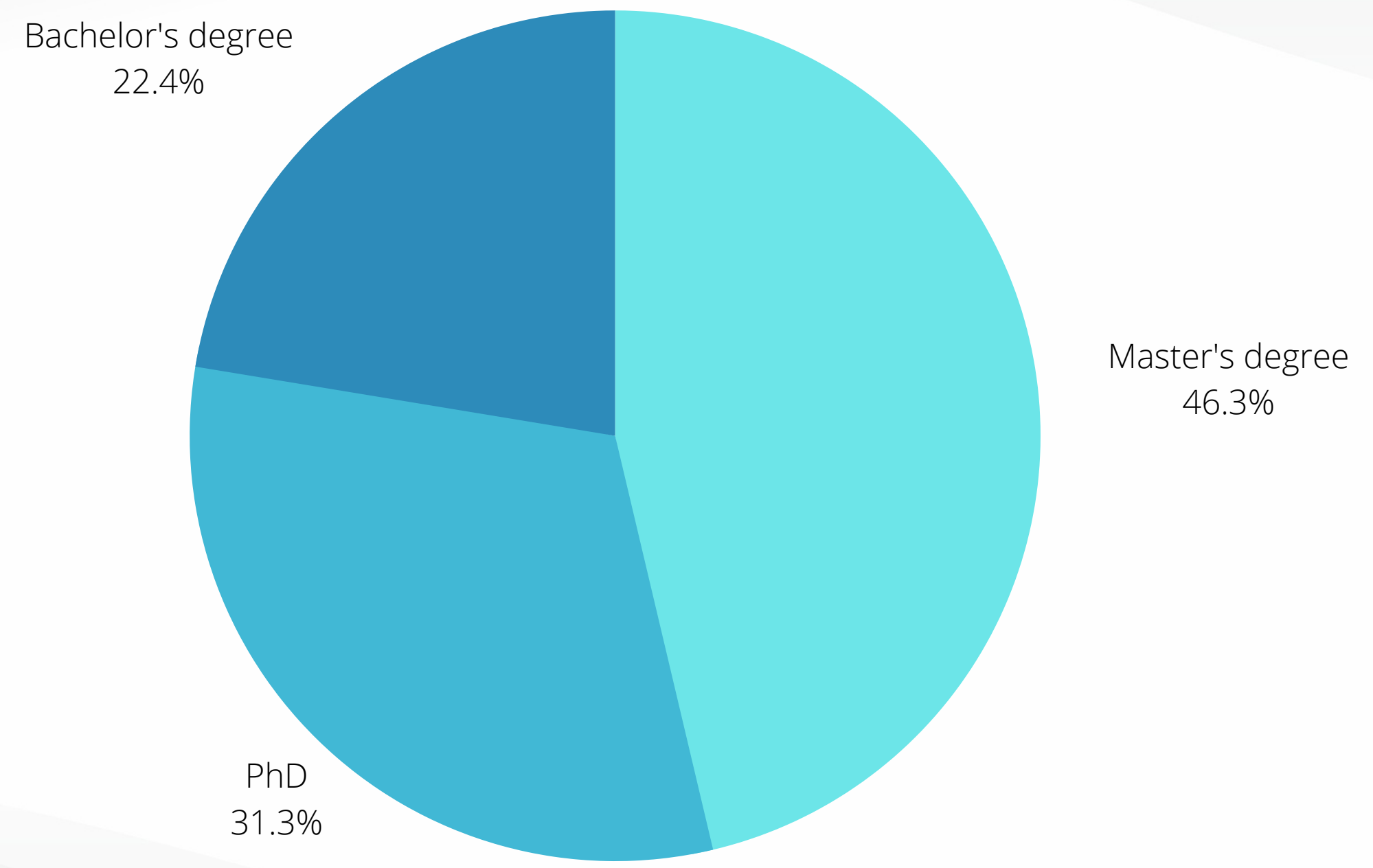
HOME UNIVERSITY



WP6 | CIVIS STUDENT MOBILITY



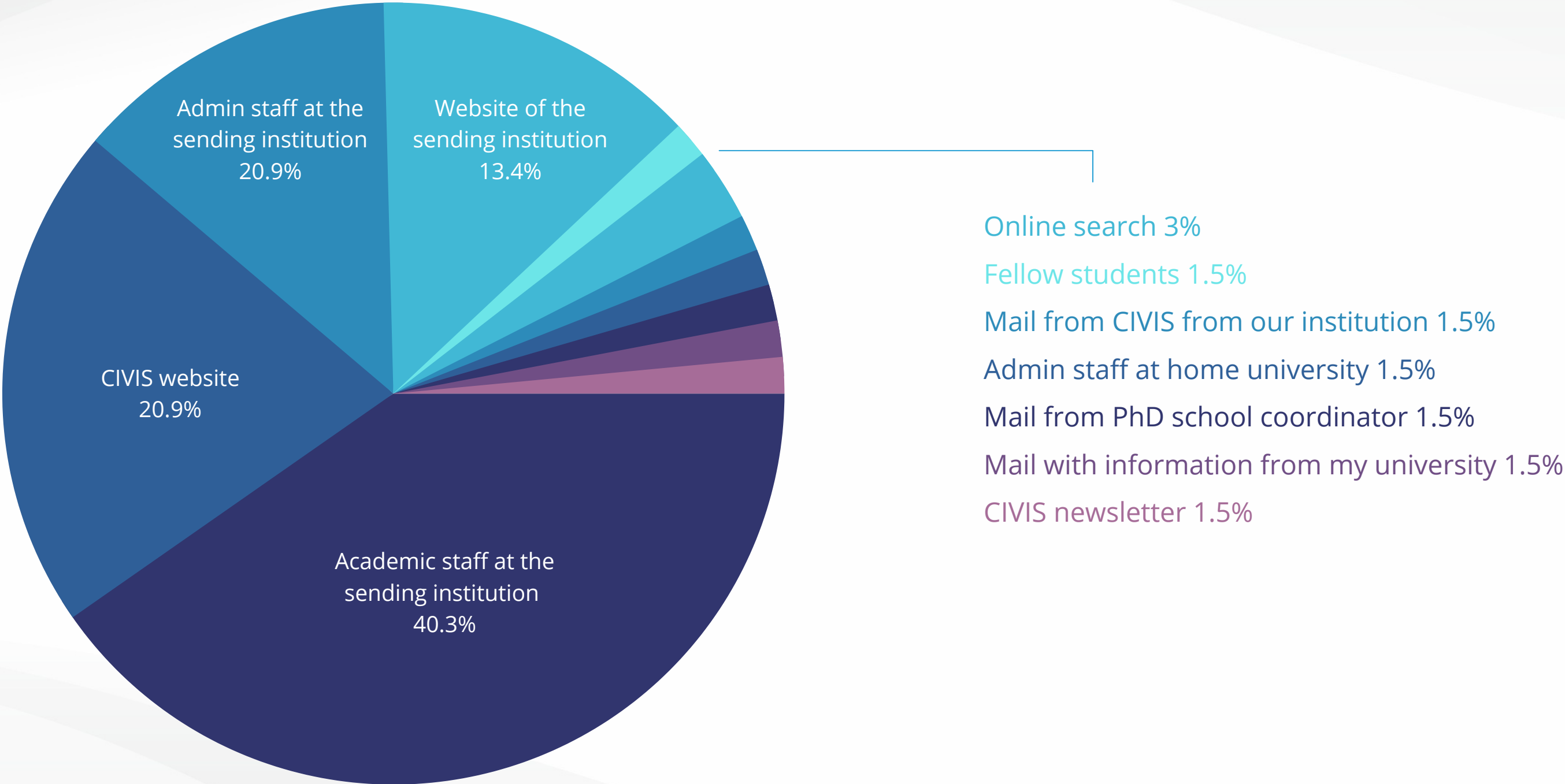
LEVEL OF STUDIES OF PARTICIPATING STUDENTS



WP6 | CIVIS STUDENT MOBILITY



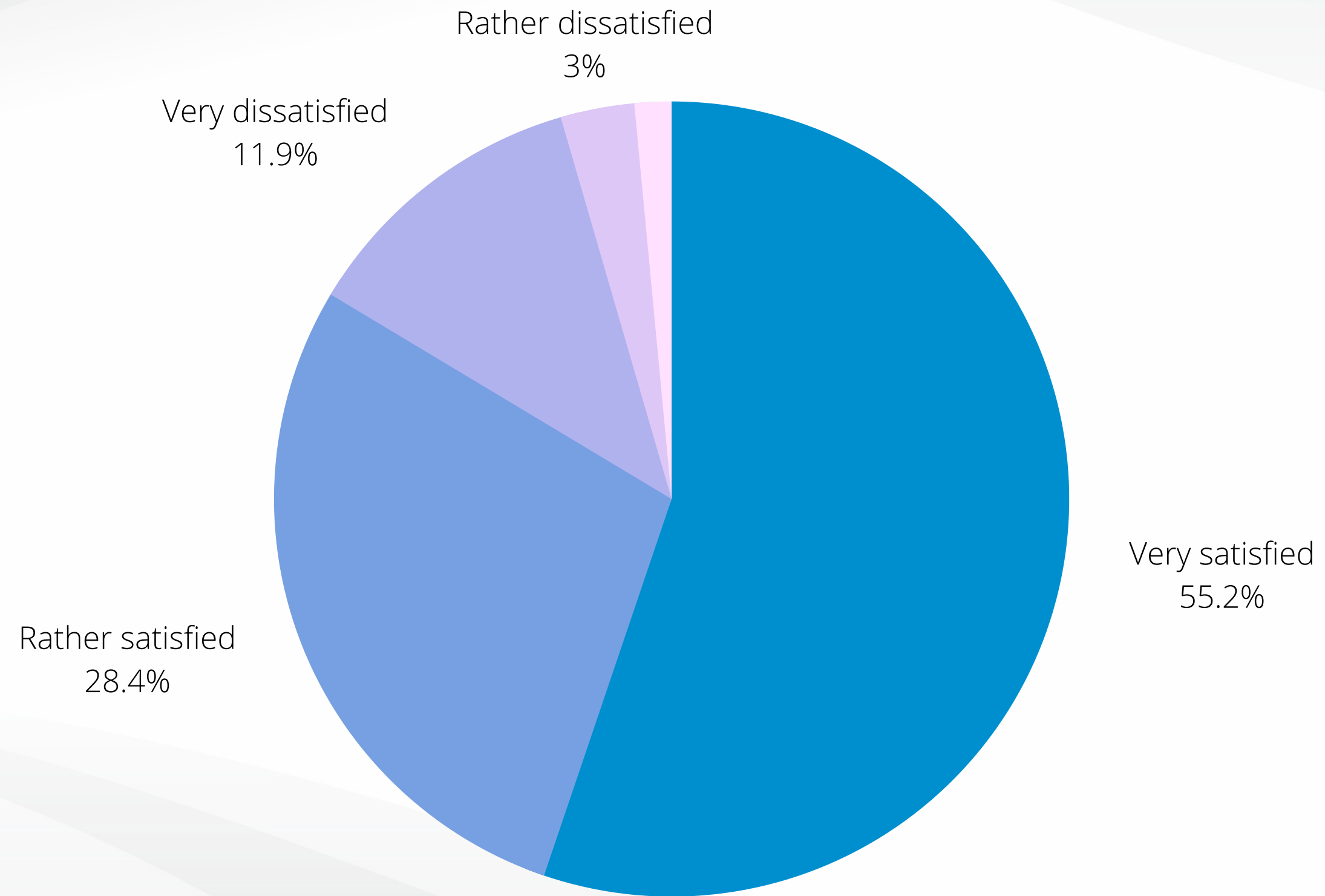
HOW DID YOU FIND OUT ABOUT THE POSSIBILITY TO STUDY ABROAD WITH CIVIS?



WP6 | CIVIS STUDENT MOBILITY



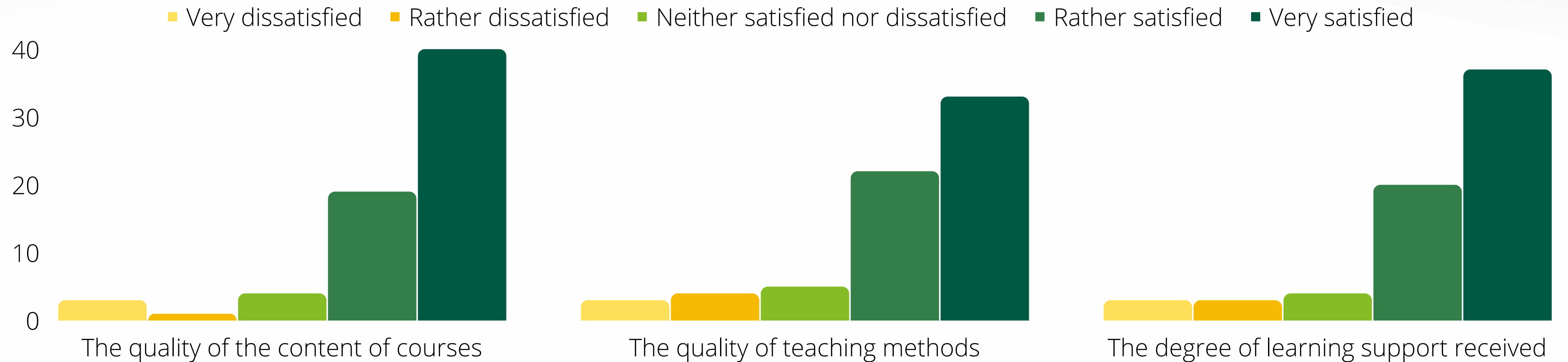
HOW SATISFIED ARE YOU WITH YOUR CIVIS MOBILITY EXPERIENCE IN GENERAL?



WP6 | CIVIS STUDENT MOBILITY



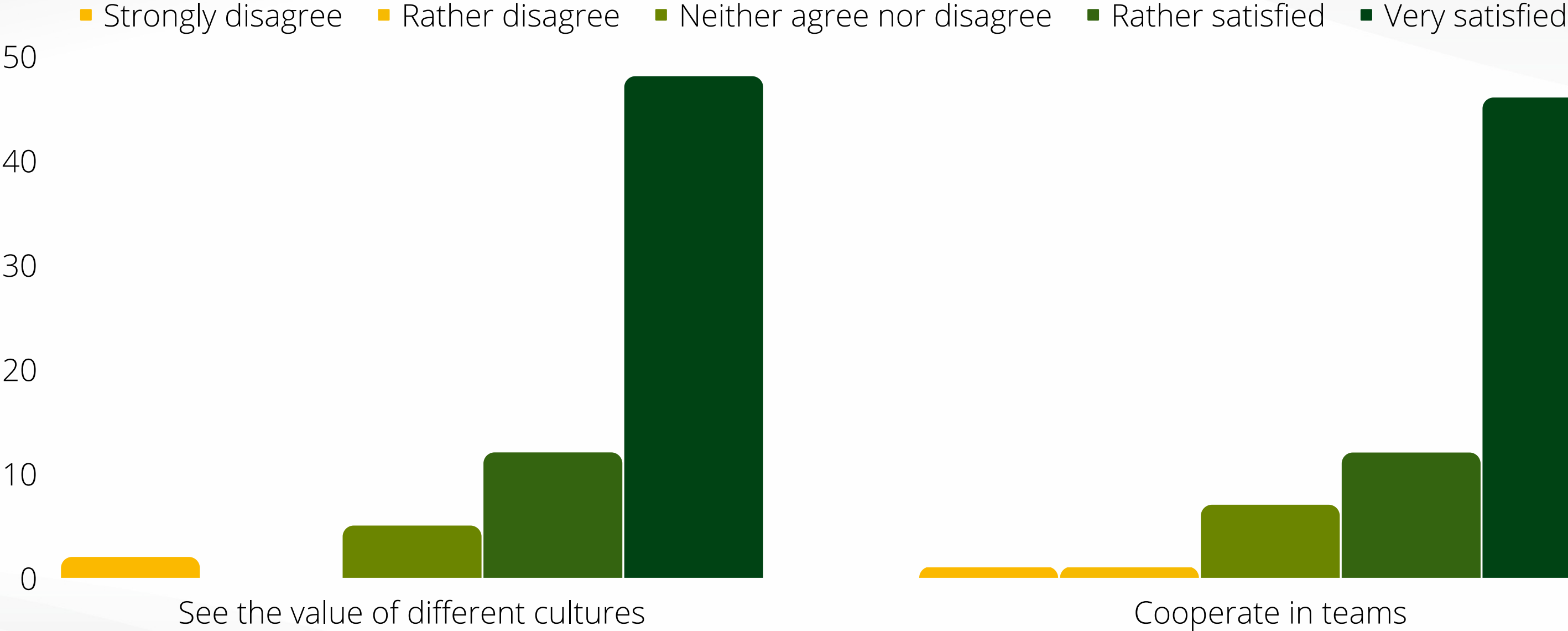
WERE YOU SATISFIED WITH THE QUALITY OF LEARNING AND TEACHING AT THE RECEIVING INSTITUTION?



WP6 | CIVIS STUDENT MOBILITY



THROUGH MY PARTICIPATION IN CIVIS ACTIVITIES, I LEARNED BETTER HOW TO...



WP7 | CIVIS TEACHING EXCELLENCE



MAIN RESULTS OF THE YEAR 2

20%

% OF MULTILINGUAL TOOL
PER CIVIS PARTNER

TARGET: 6-12,5%

1 685

N° OF STUDENTS WHO USE
MULTILINGUAL TOOLS PER
TIMEFRAME

TARGET: 400-800

54

N° OF INNOVATIVE PEDAGOGIES/TOOLS
ADOPTED IN COURSE DELIVERY PER
PARTNER PER TIMEFRAME

TARGET: 3 IP/PARTNER

All the partner universities implemented 2/3 multilingual tools in the timeframe such as Digital Language Café, Tandem, Cineforum, MultiGram.

WP7 | CIVIS TEACHING EXCELLENCE



MAIN RESULTS OF THE YEAR 2

12

N° OF TRAINING ACTIVITIES FOR STAFF
ON INNOVATIVE PEDAGOGIES/TOOLS
PER PARTNER PER TIMEFRAME
TARGET: 1 TRAINING PER PARTNER

267

N° OF TRAINED STAFF IN EACH
UNIVERSITY ON INNOVATIVE
PEDAGOGIES/TOOLS PER
TIMEFRAME
TARGET: 1 TBD

11

NUMBER OF TRAINING
MODULES DEVELOPED ON
INNOVATIVE PEDAGOGIES
TARGET: 4 MODULES

WP7 | CIVIS TEACHING EXCELLENCE



MAIN RESULTS OF THE YEAR 2

63

N° OF VM COURSES DEVELOPED
BY EACH UNIVERSITY
PER TIMEFRAME

TARGET: 15 COURSES/UNI
FROM M6-M36

2014

STUDENTS WHO PARTICIPATE TO
VM COURSES PER PARTNER
PER TIMEFRAME

TARGET: 1250 STUDENTS/UNI
FROM M6-M36

WP8 | QUALITY & EVALUATION



MAIN RESULTS OF THE YEAR 2

61.3%

**% OF MEASURED
INDICATORS/TOTAL OF
INDICATORS PER WP**

**TARGET: 50%+1 OF MEASURED
INDICATORS PER DIFFERENT WPS**

33.3%

by 8 different WPs

**% OF RETURNED
QUESTIONNAIRES/TYPE
OF STAKEHOLDERS & WP**

**TARGET: 50%+1 OF RETURNED
QUESTIONNAIRE BY MINIMUM 5 OUT
OF 9 DIFFERENT WPS**

92.8%

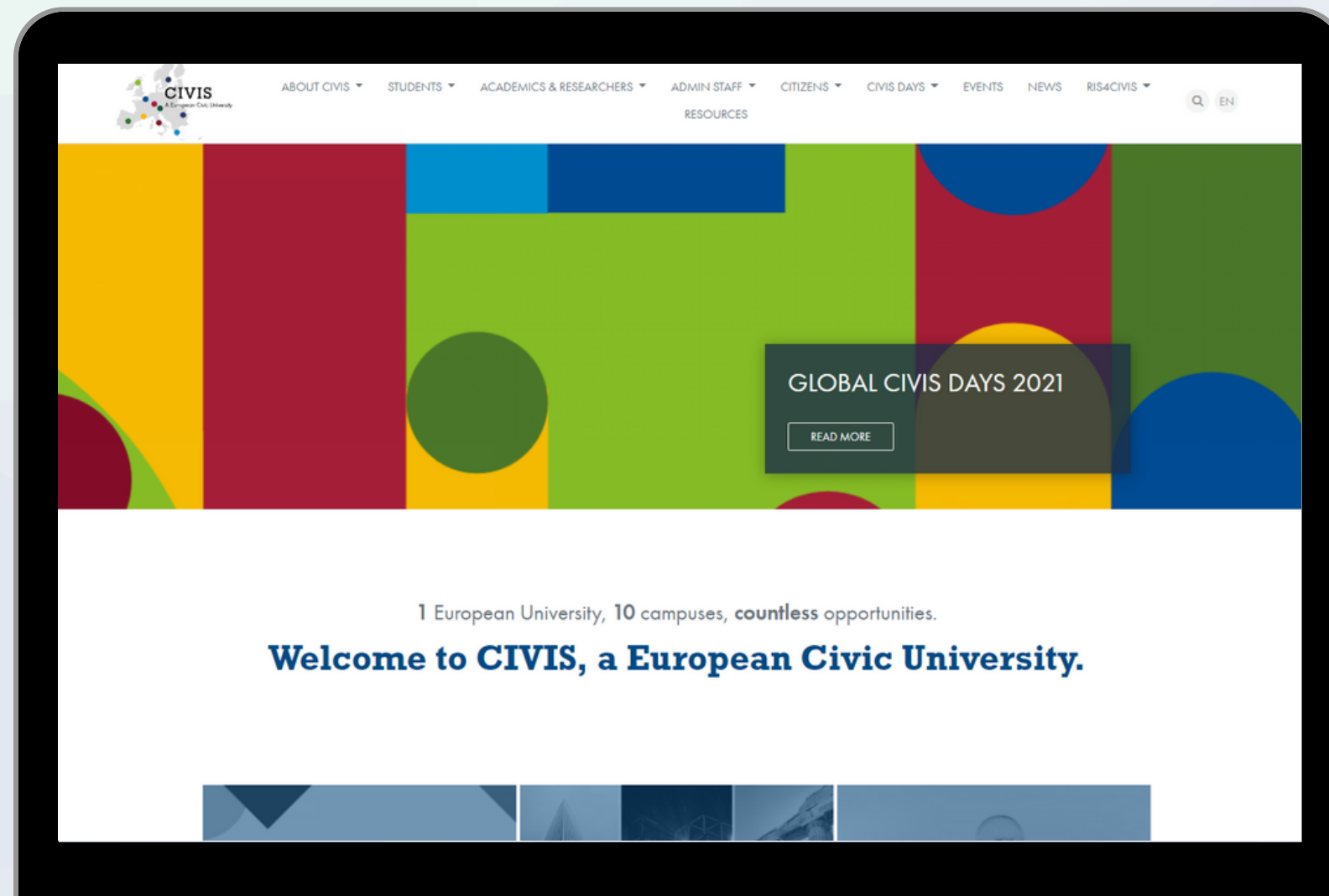
**SATISFACTION RATE
ABOUT WP8 ACTIVITIES**

**TARGET: 7,5/8 OUT OF 10 (75%)
OF 9 DIFFERENT WPS**

WP9 | SUSTAINABILITY & DISSEMINATION



MAIN RESULTS OF THE YEAR 2



11 856

WEBSITE USERS

TARGET: 2,000/MONTH

WP9 | SUSTAINABILITY & DISSEMINATION



MAIN RESULTS OF THE YEAR 2

11 984

REFERENCES TO CIVIS WEBSITE
ON SEARCH ENGINES
(MAINLY GOOGLE)

20 251

DIRECT TRAFFIC TO CIVIS WEBSITE
REFERRAL: 11.892 ORGANIC: 11.984

TARGETS:
DIRECT: 20.251 OR 40.88%
REFERRAL: 11.892 OR 24%
ORGANIC: 11.984 OR 24.19%

2,09'

AVERAGE TIME SPENT ON THE
WEBSITE (MINUTES)

TARGET: > 1MIN

WP9 | SUSTAINABILITY & DISSEMINATION



MAIN RESULTS OF THE YEAR 2

90

NEWS PUBLISHED

TARGET: 1/CIVIS ACTIVITY

4

NEWSLETTERS PRODUCED

PER YEAR

TARGET: 4/YEAR

3 342

NEWSLETTER SUBSCRIBERS

TARGET: 2,500 IN TOTAL IN ALL CHANNELS (NEWSLETTER SUBSCRIBERS, FB, IG, TW)

WP9 | SUSTAINABILITY & DISSEMINATION

MAIN RESULTS OF THE YEAR 2

SOCIAL MEDIA INSIGHTS

CONTENT PRODUCTION

250

FACEBOOK POSTS
(~4.9/WEEK)

TARGET: ~2-3/WEEK

249

TWEETS
(~4.8/WEEK)

TARGET: ~5/WEEK

116

IG POSTS
(~ 2.2/WEEK)

TARGET: ~1-2/WEEK

WP9 | SUSTAINABILITY & DISSEMINATION

MAIN RESULTS OF THE YEAR 2

SOCIAL MEDIA INSIGHTS

ENGAGEMENT LEVEL

TARGET: ~ 1.5% (GROSS AVERAGE FOR ALL CHANNELS)

0.5%



1.2%



0.8%



WP9 | SUSTAINABILITY & DISSEMINATION

MAIN RESULTS OF THE YEAR 2

SOCIAL MEDIA INSIGHTS

COMMUNITY GROW

TARGET: 2,500 IN TOTAL IN ALL CHANNELS

1 726



1 426



1 129



WP9 | SUSTAINABILITY & DISSEMINATION



MAIN RESULTS OF THE YEAR 2

CIVIS DAYS



SATISFACTION RATE

65.8%

TARGET: +50%

CONCLUSION



1

The overall coordination of the activities is fine but some delay appears in the implementation of the digital campus due to public procurement long processes, as well as in the use of CIVIS financial resources, mainly due to the impact of travel restrictions related to the sanitary situation.

2

There is a delay on the publication of WP2 reports (Governance & Deployment) and the work package will continue to discuss the creation of the legal entity and Secretary General appointment in year 3 to ensure a stable and sustainable structure for the European University.

3

Open Labs' contribution to education remains unclear, as well as the capacity of Open Labs to become sustainable.

4

The mobility is progressing in the second year considering the improved Covid-19 sanitary situation and the first CIVIS short term programmes finally taking place on campus. However, the progress in year 2 is still too slow compared to the expected objectives.

CONCLUSION



5

The structural support and strategy on education related to mutual recognition and development of joint programmes seem still weak.

6

The various entities (Hubs/WPs) of the alliance launching simultaneous calls for projects with different rules and calendar could create confusion within the academic community.

7

The approval of dozens of educational activities in a preliminary stage could create difficulties to ensure a proper follow up and quality control for their implementation.