


Electroweak Baryogenesis in a Two-Higgs Doublet Model

Stephan J. Huber

CERN, Theory Division, CH-1211 Geneva 23, Switzerland



Electroweak baryogenesis fails in the SM because of too small CP violation and the lack of a strong first-order phase transition. It has been shown that supersymmetric models allow for successful baryogenesis, where the Higgsinos play an important role in the transport processes that generate the asymmetry. I will demonstrate that also non-supersymmetric models can provide the observed baryon asymmetry. The top quark takes the role of the Higgsinos. Focusing on the two-Higgs doublet model, I will discuss details of the phase transition and consequences for Higgs physics and EDM searches.

1 Introduction

The baryon asymmetry may have been generated at temperatures much higher than the electroweak scale, e.g. through the decay of superheavy right-handed neutrinos¹ or even squarks². While these proposals seem to be perfectly viable, they are now, and may remain for some time, very difficult to test. Electroweak baryogenesis, on the other hand, relies on physics which will be probed at future colliders, at the first place the LHC.

In recent years, electroweak baryogenesis has mostly been studied in the context of supersymmetric models, such as the MSSM^{3,4} or the NMSSM⁵. The CP-violating interactions of the Higgsinos with the expanding bubble walls generate source terms in the Boltzmann equations which drive the baryogenesis process. It is an interesting question if non-supersymmetric models can also generate the observed baryon asymmetry. It was the result of refs.^{6,7} that this is possible in a general effective field theory approach, where the SM Higgs sector is augmented by dimension-six operators to induce a first-order phase transition and to provide additional CP violation. Here we show that a simple two-Higgs doublet model (2HDM) can explain the baryon asymmetry, without being in conflict with collider bounds on the Higgs mass or electric dipole moment (EDM) searches⁸.

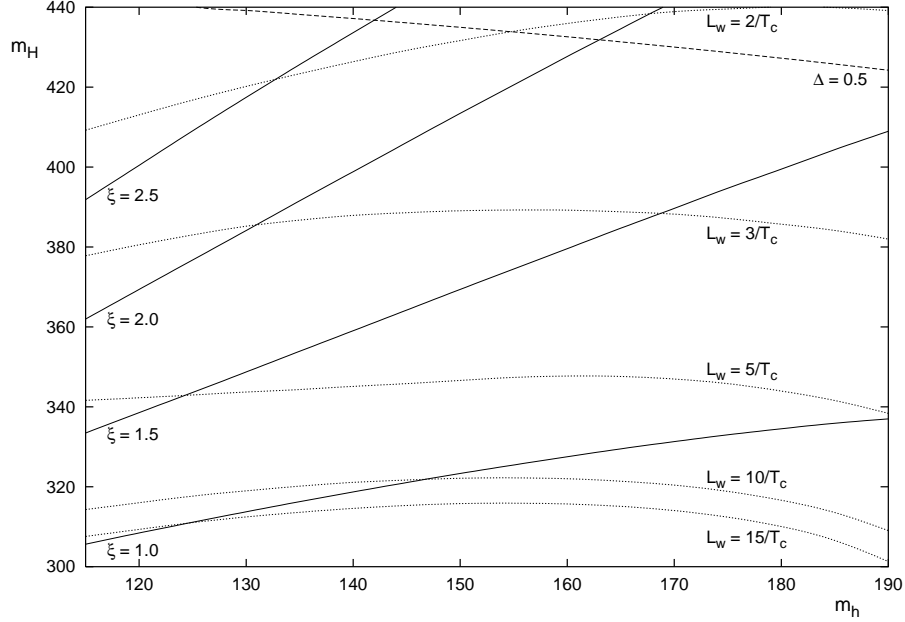


Figure 1: Lines of constant ξ and L_w in the m_h - m_H plane for $\mu_3^2 = 10000 \text{ GeV}^2$ and $\phi = 0.2$. In addition, the line of the relative size of the one-loop corrections $\Delta = \max |\delta\lambda_i/\lambda_i| = 0.5$ is shown. The Higgs masses are given in units of GeV.

2 The phase transition

We consider a 2HDM of type II, where the discrete symmetry, introduced to eliminate flavor violation at the tree-level, is softly broken. The most general potential takes the form

$$\begin{aligned}
V_0(H_1, H_2) = & -\mu_1^2 H_1^\dagger H_1 - \mu_2^2 H_2^\dagger H_2 - \mu_3^2 (e^{i\phi} H_1^\dagger H_2 + \text{h.c.}) \\
& + \frac{\lambda_1}{2} (H_1^\dagger H_1)^2 + \frac{\lambda_2}{2} (H_2^\dagger H_2)^2 + \lambda_3 (H_1^\dagger H_1) (H_2^\dagger H_2) \\
& + \lambda_4 |H_1^\dagger H_2|^2 + \frac{\lambda_5}{2} \left((H_1^\dagger H_2)^2 + \text{h.c.} \right). \tag{1}
\end{aligned}$$

The model allows us to introduce a single CP-violating phase, which can be attributed to the soft mass parameter $\mu_3^2 e^{i\phi}$. In addition to the SM Higgs, the 2HDM contains two extra neutral and charged Higgs particles. In the presence of CP violation, the 3 neutral Higgs states are mixtures, with a scalar and pseudoscalar content, and masses $m_{H_i}^2$.

To reduce the number of parameters, we focus on the case where the extra Higgs states are heavy and degenerate in mass, i.e. $m_H = m_{H_2} = m_{H_3} = m_{H^\pm}$. These states will obtain their large masses from order unity self couplings λ_i . There is also a lighter SM-like Higgs, with a mass $m_h = m_{H_1}$ that has to fulfill the standard LEP bound of 114 GeV. With this choice large oblique corrections are avoided. We also fix the Higgs vev ratio at $\tan\beta = 1$. There is also a lower limit on the charged Higgs mass from $b \rightarrow s\gamma$ ⁹ which will be automatically satisfied in our parameter region of interest. To V_0 we add the one-loop Coleman–Weinberg corrections of the heavy Higgs states and the top quark. The Higgs masses are computed from the full one-loop potential.

To study the electroweak phase transition, we have to compute the finite-temperature effective potential. We include the one-loop corrections of the heavy Higgs states, the top quark and the gauge bosons. Since the high-temperature approximation is not valid for the heavy Higgses, we rather use an interpolation to the full one-loop results.

The strength of the resulting electroweak phase transition is shown in fig. 1⁸ for a particular parameter set. Here $\xi = \sqrt{v_{1c}^2 + v_{2c}^2}/T_c$ should be larger than 1, so that the phase transition is

strong enough to avoid baryon number washout. As m_H increases, the phase transition becomes stronger. This somewhat counter-intuitive result is due to the fact that the larger Higgs masses come from larger quartic couplings. So this limit actually does not lead to the decoupling of the heavy states. At some point perturbation theory will finally break down. We find that in our example the phase transition becomes sufficiently strong for $m_H \gtrsim 300$ GeV, where the size of the zero-temperature one-loop corrections relative to the tree-level terms is about 15%, so that perturbation theory is well under control. Fig. 1 also shows the line where the corrections become 50%. Even for light Higgs masses of $m_h \sim 200$ GeV the phase transition can be sufficiently strong⁸. So there is a wide parameter range, where the phase transition is consistent with electroweak baryogenesis. These results agree with the findings of ref.¹¹.

The CP-violating phase ϕ has only a minor impact on the phase transition. We also show the thickness of the expanding bubble walls, L_w . As the phase transition gets stronger, the walls become thinner. In the largest part of the parameter space the walls are thick, i.e. $L_w T_c \gg 1$.

Along the bubble wall also the relative complex phase between the two Higgs vevs, θ , changes. In principle one has to numerically solve the field equations of the Higgs fields, using an algorithm such as the one recently proposed in ref.¹⁰. In an approximation, we compute the θ -profile by minimizing the thermal potential at T_c with respect to v_2 and θ , at fixed values of v_1 , between the symmetric and broken phase. For example, we find that for $m_h = 150$ GeV, $m_H = 350$ GeV, $\mu_3^2 = 10000$ GeV² and $\phi = 0.2$ the phase changes from $\theta_{\text{sym}} = -0.29$ to $\theta_{\text{brk}} = -0.06$ ⁸. Later on we will approximate the profiles of v_i and θ by a kink ansatz with common wall thickness L_w .

3 The baryon asymmetry

The CP-violating interactions of particles in the plasma with the bubble wall create an excess of left-handed quarks over the corresponding antiquarks. This excess diffuses into the symmetric phase, where the left-handed quark density biases the sphaleron transitions to generate a net baryon asymmetry. Since the bubble walls are thick, we can apply the WKB formalism^{12,3,7}, and obtain different dispersion relations for particles and antiparticles in the space-time dependent background of the Higgs expectation values. The dispersion relations then lead to force terms in the transport equations.

In the 2HDM, baryogenesis is driven by top transport. The top quark dispersion relation to first order in gradients is given by^{7,13}

$$E = E_0 \pm \Delta E = E_0 \pm \frac{\theta'_t m_t^2}{2E_0 E_{0z}}, \quad (2)$$

where $E_0 = \sqrt{\mathbf{p}^2 + m_t^2}$ and $E_{0z} = \sqrt{p_z^2 + m_t^2}$, in terms of the kinetic momentum, and θ_t is the phase of the top quark mass. The prime denotes the derivative with respect to z , the coordinate perpendicular to the bubble wall. The upper and the lower sign corresponds to particles and antiparticles, respectively. In ref.⁷ this dispersion relation was derived from the one-particle Dirac equation, and shown to match the result of the more rigorous Schwinger–Keldysh formalism¹³. The change in θ_t along the bubble wall is given by $\Delta\theta_t = \Delta\theta/(1 + \tan^2 \beta)$, assuming that $\tan \beta$ is constant along the wall¹⁴. So there is an additional suppression of $\Delta\theta_t$ for large $\tan \beta$.

The transport processes in the hot plasma are described by Boltzmann equations. Top and bottom quarks, and the Higgs bosons are the most important particle species. The other quark flavors and the leptons can be neglected thanks to their small Yukawa couplings. We use a fluid ansatz for the particle distribution functions. The CP-violating top dispersion relations enter as force terms that source the transport equations. We take into account W -scatterings, the top Yukawa interaction, the strong sphalerons, the top helicity flips and Higgs number violation with rates Γ_W , Γ_y , Γ_{ss} , Γ_m and Γ_h , respectively, where the latter two are only present in the

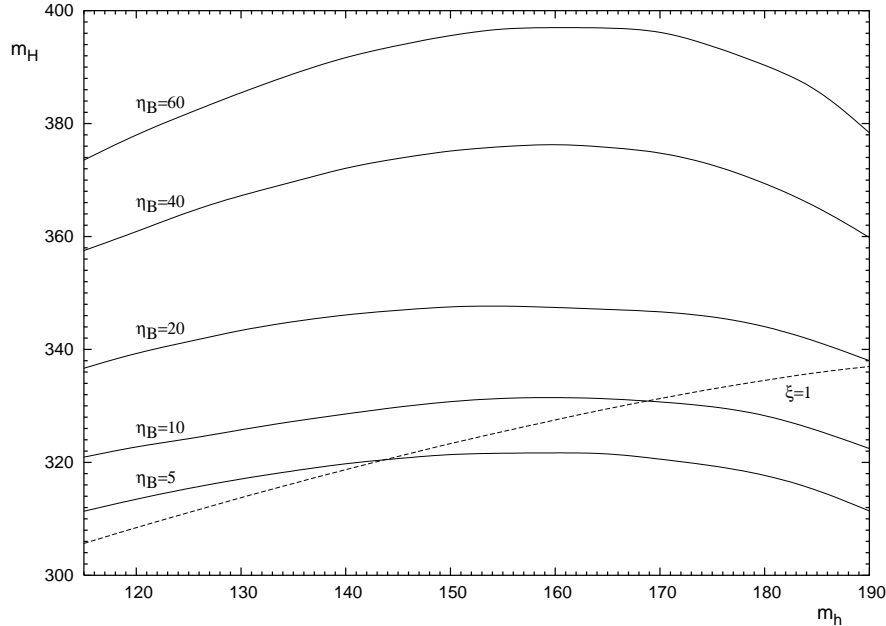


Figure 2: Contours of constant η_B in the m_h - m_H plane for $\mu_3^2 = 10000 \text{ GeV}^2$ and $\phi = 0.2$. The Higgs masses are given in units of GeV and η_B in units of 10^{-11} .

broken phase. The explicit expressions of the transport equations are given in ref. ⁸ and follow ref. ⁷.

In fig. 2 we show the baryon asymmetry $\eta_B = n_B/s$ in the m_h - m_H plane, fixing again $\mu_3^2 = 10000 \text{ GeV}^2$ and $\phi = 0.2$. The observational value is ¹⁵ $\eta_B = (8.7 \pm 0.3) \times 10^{-11}$. For each mass combination we determine all relevant properties of the phase transition, such as ξ , L_w , θ_{sym} and θ_{brk} to put them into the transport equations. There is only a mild dependence of the baryon asymmetry on the wall velocity, so we consider only a single value, $v_w = 0.1$. In addition, the ($\xi=1$)-contour of fig. 1 is also shown for orientation. As we increase m_H , leaving m_h fixed, the asymmetry becomes larger. This behavior results from the $m_t^2 \sim \xi^2$ dependence of the top source term. Accordingly the baryon asymmetry becomes larger for a stronger phase transition. If we increase m_h , leaving the heavy Higgs mass fixed, η_B becomes smaller and reaches a minimum at $m_h \approx 150$ – 160 GeV , similar to the behavior of L_w . But in general there is only a minor dependence on the light Higgs mass. In this parameter setting it is possible to generate the observed baryon asymmetry for a heavy Higgs mass between 320 and 330 GeV and a light Higgs mass up to 160 GeV. Since η_B is more or less proportional to the CP-violating phase ϕ , the measured value can also be explained for other values of the parameters if we adjust ϕ .

One can also compute the EDMs of the electron and neutron, induced by scalar–pseudoscalar mixing in the neutral Higgs sector. The dominant contributions arise from two-loop Barr–Zee type diagrams. Since there is only a single complex phase in the model, we can predict $|d_e|$ and $|d_n|$ in terms of the baryon asymmetry and the Higgs masses. We find that $|d_n| \gtrsim 10^{-27} e \text{ cm}$. For the smallest allowed values of m_h and m_H , $|d_n|$ can slightly exceed the experimental bound of $3 \times 10^{-26} e \text{ cm}$. Improving the neutron EDM sensitivity by an order of magnitude would test a substantial part of the parameter space of the model. The electron EDM is typically one to two orders of magnitude below the bound of $1.6 \times 10^{-27} e \text{ cm}$. These values are for $\tan \beta = 1$. Extrapolating our results suggests that for $\tan \beta \gtrsim 10$, the 2HDM cannot produce the observed baryon asymmetry without being in conflict with the EDM constraints. In any case, the 2HDM can explain the baryon asymmetry for a considerable range of the model parameters.

4 Summary

We have studied electroweak baryogenesis in the 2HDM, focusing on the case of $\tan\beta = 1$ and degenerate extra Higgs states. The phase transition is strengthened by the loop contributions of the extra Higgs states, provided these are sufficiently strongly coupled. Taking $\mu_3^2 = 10000 \text{ GeV}^2$, this happens for a common heavy Higgs mass $m_H \gtrsim 300 \text{ GeV}$. The mass of the light, SM-like Higgs, m_h , can be up to 200 GeV, or even larger. The Higgs potential allows us to introduce of a single CP-violating phase, which induces a varying phase between the two Higgs vevs along the bubble wall. We compute the CP-violating source term of the top quark in the WKB approximation and solve the resulting transport equations, using the formalism of ref. ⁷. We find that for typical parameter values the baryon asymmetry is in the range of the observed value. Since there is only a single complex phase in the model, we can predict the electric dipole moments in terms of the baryon asymmetry and the Higgs masses. We find that $|d_n| \gtrsim 10^{-27} e \text{ cm}$. Improving the neutron EDM sensitivity by an order of magnitude would test a substantial part of the parameter space of the model. The electron EDM is typically one to two orders of magnitude below the bound. Large values of $\tan\beta$ suppress the baryon asymmetry.

Acknowledgements

I wish to thank L. Fromme and M. Seniuch for enjoyable collaboration on this project. I would also like to thank the conference organizers and acknowledge the financial support of a Marie Curie grant.

References

1. M. Fukugita and T. Yanagida, *Phys. Lett.* **B174** (1986) 45; W. Buchmüller, R.D. Peccei and T. Yanagida, *Ann. Rev. Nucl. Part. Sci.* **55** (2005) 311 [hep-ph/0502169].
2. S.J. Huber, *JCAP* **0602** (2006) 008 [hep-ph/0508208].
3. J.M. Cline, M. Joyce and K. Kainulainen, *JHEP* **0007** (2000) 018 [hep-ph/0006119]; Erratum added online, Oct/2/2001.
4. S.J. Huber, P. John, M.G. Schmidt, *Eur. Phys. J.* **C20** (2001) 695 [hep-ph/0101249]; M. Carena, M. Quiros, M. Seco and C.E.M. Wagner, *Nucl. Phys.* **B650** (2003) 24 [hep-ph/0208043]; T. Konstandin, T. Prokopec, M.G. Schmidt and M. Seco, *Nucl. Phys.* **B738** (2006) 1 [hep-ph/0505103].
5. S.J. Huber and M.G. Schmidt, *Nucl. Phys.* **B606** (2001) 183 [hep-ph/0003122]; A. Menon, D.E. Morrissey and C.E.M. Wagner, *Phys. Rev.* **D70** (2004) 035005 [hep-ph/0404184].
6. D. Bödeker, L. Fromme, S. J. Huber and M. Seniuch, *JHEP* **0502** (2005) 026 [hep-ph/0412366].
7. L. Fromme and S. J. Huber, hep-ph/0604159.
8. L. Fromme, S. J. Huber and M. Seniuch, hep-ph/0605242.
9. M. Neubert, *Eur. Phys. J.* **C40** (2005) 165 [hep-ph/0408179].
10. T. Konstandin and S.J. Huber, hep-ph/0603081.
11. J.M. Cline and P.A. Lemieux, *Phys. Rev.* **D55** (1997) 3873 [hep-ph/9609240].
12. M. Joyce, T. Prokopec and N. Turok, *Phys. Rev. Lett.* **75** (1995) 1695, *Erratum ibid.* **75** (1995) 3375 [hep-ph/9408339]; *Phys. Rev.* **D53** (1996) 2958 [hep-ph/9410282].
13. T. Prokopec, M.G. Schmidt and S. Weinstock, *Ann. Phys.* **314** (2004) 208 [hep-ph/0312110]; *Ann. Phys.* **314** (2004) 267 [hep-ph/0406140].
14. S.J. Huber, P. John, M. Laine and M.G. Schmidt, *Phys. Lett.* **B475** (2000) 104 [hep-ph/9912278].
15. D.N. Spergel et al., astro-ph/0603449.