

Measurement of the $K_L \rightarrow e^+e^-e^+e^-$ Decay Rate

NA48 Collaboration*

(September 23, 2013)

A. Lai, D. Marras

Dipartimento di Fisica dell'Università e Sezione dell'INFN di Cagliari, I-09100 Cagliari, Italy.

A. Bevan, R.S. Dosanjh, T.J. Gershon, B. Hay¹, G.E. Kalmus, C. Lazzeroni, D.J. Munday,
M.D. Needham², E. Olaiya, M.A. Parker, T.O. White, S.A. Wotton
*Cavendish Laboratory, University of Cambridge, Cambridge, CB3 0HE, U.K.*³

G. Barr, G. Bocquet, A. Ceccucci, T. Cuhadar, D. Cundy, G. D'Agostini, P. Debu, N. Doble,
V. Falaleev, L. Gatignon, A. Gonidec, B. Gorini, G. Govi, P. Grafström, W. Kubischta,
A. Lacourt, M. Lenti⁴, A. Norton, S. Palestini, B. Panzer-Steindel, G. Tatishvili⁵, H. Taureg,
M. Velasco, H. Wahl
CERN, CH-1211 Genève 23, Switzerland.

C. Cheshkov, A. Gaponenko, P. Hristov, V. Kekelidze, D. Madigojine, N. Molokanova,
Yu. Potrebenikov, A. Tkatchev, A. Zinchenko
Joint Institute for Nuclear Research, Dubna, Russian Federation.

I. Knowles, V. Martin, R. Sacco, A. Walker
*Department of Physics and Astronomy, University of Edinburgh, JCMB King's Buildings,
Mayfield Road, Edinburgh, EH9 3JZ, U.K.*

M. Contalbrigo, P. Dalpiaz, J. Duclos, P.L. Frabetti, A. Gianoli, M. Martini, F. Petrucci,
M. Savrié
Dipartimento di Fisica dell'Università e Sezione dell'INFN di Ferrara, I-44100 Ferrara, Italy.

A. Bizzeti⁶, M. Calvetti, G. Collazuol, G. Graziani, E. Iacopini
Dipartimento di Fisica dell'Università e Sezione dell'INFN di Firenze, I-50125 Firenze, Italy.

*Contact: Matthias Wittgen, Institut für Physik, Universität Mainz, D-55099 Mainz.
E-mail: Matthias.Wittgen@uni-mainz.de

¹Present address: EP Division, CERN, 1211 Genève 23, Switzerland.

²Present address: NIKHEF, PO Box 41882, 1009 DB Amsterdam, The Netherlands.

³Funded by the U.K. Particle Physics and Astronomy Research Council.

⁴On leave from Sezione dell'INFN di Firenze, I-50125 Firenze, Italy.

⁵On leave from Joint Institute for Nuclear Research, Dubna, 141980, Russian Federation

⁶Dipartimento di Fisica dell'Università di Modena e Reggio Emilia, via G. Campi 213/A I-41100
Modena, Italy

H.G. Becker, M. Eppard, H. Fox, K. Holtz, A. Kalter, K. Kleinknecht, U. Koch, L. Köpke, P.Lopes da Silva, P. Marouelli, I. Pellmann, A. Peters, B. Renk, S.A. Schmidt, V.Schönharting, Y. Schué, R. Wanke, A. Winhart, M. Wittgen
*Institut für Physik, Universität Mainz, D-55099 Mainz, Germany*⁷.

J.C. Chollet, L. Fayard, L. Iconomidou-Fayard, J. Ocariz, G. Unal, I. Wingerter-Seez
*Laboratoire de l'Accélération Linéaire, IN2P3-CNRS, Université de Paris-Sud, 91406 Orsay, France*⁸.

G. Anzivino, P. Cenci, E. Imbergamo, P. Lubrano, A. Mestvirishvili, A. Nappi, M. Pepe, M. Piccini
Dipartimento di Fisica dell'Università e Sezione dell'INFN di Perugia, I-06100 Perugia, Italy.

P. Calafiura, C. Cerri, M. Cirilli, F. Costantini, R. Fantechi, S. Giudici, I. Mannelli, G. Pierazzini, M. Sozzi
Dipartimento di Fisica, Scuola Normale Superiore e Sezione INFN di Pisa, I-56100 Pisa, Italy.

J.B. Cheze, J. Cogan, M. De Beer, A. Formica, R. Granier de Cassagnac, E. Mazzucato, B. Peyaud, R. Turlay, B. Vallage
DSM/DAPNIA - CEA Saclay, F-91191 Gif-sur-Yvette, France.

M. Holder, A. Maier, M. Ziolkowski
*Fachbereich Physik, Universität Siegen, D-57068 Siegen, Germany*⁹.

R. Arcidiacono, C. Biino, N. Cartiglia, R. Guida, F. Marchetto, E. Menichetti, N. Pastrone
Dipartimento di Fisica Sperimentale dell'Università e Sezione dell'INFN di Torino, I-10125 Torino, Italy.

J. Nassalski, E. Rondio, M. Szleper, W. Wislicki, S. Wronka
*Soltan Institute for Nuclear Studies, Laboratory for High Energy Physics, PL-00-681 Warsaw, Poland*¹⁰.

H. Dibon, G. Fischer, M. Jeitler, M. Markytan, I. Mikulec, G. Neuhofer, M. Pernicka, A. Taurok, L. Widhalm
*Österreichische Akademie der Wissenschaften, Institut für Hochenergiephysik, A-1050 Wien, Austria*¹¹.

⁷Funded by the German Federal Minister for Research and Technology (BMBF) under contract 7MZ18P(4)-TP2.

⁸Funded by Institut National de Physique des Particules et de Physique Nucléaire (IN2p3), France

⁹Funded by the German Federal Minister for Research and Technology (BMBF) under contract 056SI74.

¹⁰Supported by the Committee for Scientific Research grant 2P03B07615 and using computing resources of the Interdisciplinary Center for Mathematical and Computational Modelling of the University of Warsaw.

¹¹Funded by the Austrian Ministry for Traffic and Research under the contract GZ 616.360/2-IV GZ 616.363/2-VIII, and by the Fonds für Wissenschaft und Forschung FWF Nr. P08929-PHY

Abstract

The decay rate of the neutral long-lived K meson into the $e^+e^-e^+e^-$ final state has been measured with the NA48 detector at the CERN SPS. Using data collected in 1999, a total of 132 events has been observed with negligible background. The total number of kaons was determined to be 5.1×10^{10} . This observation corresponds to a preliminary branching ratio of $\Gamma(K_L \rightarrow e^+e^-e^+e^-)/\Gamma(K_L \rightarrow \text{all}) = (3.67 \pm 0.32_{\text{stat}} \pm 0.23_{\text{sys}} \pm 0.08_{\text{norm}}) \times 10^{-8}$, where the first error is statistical, the second systematic and the third error is due to the uncertainty in the normalization.

I. INTRODUCTION

The $K_L \rightarrow e^+e^-e^+e^-$ decay is expected to proceed mainly via the intermediate state $K_L \rightarrow \gamma^*\gamma^*$ [1-3] and thus depends on the structure of the $K_L \rightarrow \gamma^*\gamma^*$ vertex. Phenomenological models include vector meson dominance of the photon propagator [4], QCD inspired models [5], intermediate pseudoscalar and vector mesons [6] and models based on chiral perturbation theory [7]. The probability for both virtual photons to convert into e^+e^- pairs is calculated to be in the range $(5.89 - 6.50) \times 10^{-5}$ [3,8]. The chiral model prediction of [8] corresponds to $\Gamma(K_L \rightarrow e^+e^-e^+e^-)/\Gamma(K_L \rightarrow \text{all}) = 3.85 \times 10^{-8}$, including the effect of a form factor, which increases the width by 4%. The interference term due to the identity of particles has been calculated to change the branching ratio by 0.5%.

The decay was first observed by the CERN NA31 experiment [9] based on 2 observed events and has been confirmed by later measurements [10].

Here we report the preliminary result obtained from the 1999 data taking of the CERN experiment NA48.

II. EXPERIMENTAL SETUP AND DATA TAKING

This measurement was carried out as part of the CERN experiment NA48 at the CERN SPS, which has previously reported measurements of the related decays $K_L \rightarrow e^+e^-\gamma$ [11] and $K_L \rightarrow \mu^+\mu^-\gamma$ [12]. A detailed and comprehensive description of the detector is in preparation [13].

The NA48 experiment is designed specifically to measure the direct CP violation parameter $\Re(\epsilon'/\epsilon)$ using simultaneous beams of K_L and K_S . To produce the K_L beam, 450 GeV/c protons are extracted from the accelerator during 2.4 s every 14.4 s and 1.1×10^{12} of these are delivered to a beryllium target. Using dipole magnets to sweep away charged particles and collimators to define a narrow beam, a neutral beam of 2×10^7 K_L per burst and divergence ± 0.15 mrad enters the decay region. The fiducial volume begins 126 m downstream from the target and is contained in an evacuated cylindrical steel vessel 89 m long and 2.4 m in maximum diameter. The vessel is terminated at the downstream end by a Kevlon-fiber composite window and followed immediately by the main NA48 detector. The sub-detectors which are used in the $K_L \rightarrow e^+e^-e^+e^-$ analysis are described below in order of succession (see Fig. 1).

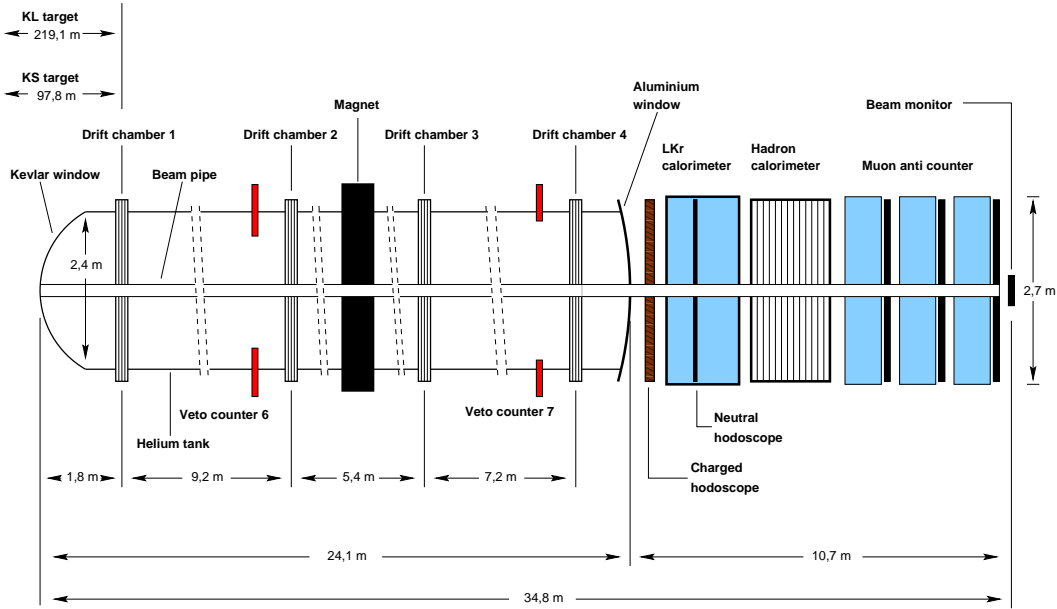


FIG. 1. Side-view of the NA48 detector.

A magnetic spectrometer consisting of a dipole magnet is preceded and followed by two sets of drift chambers. The drift chambers are each comprised of eight planes of sense wires, two horizontal, two vertical and two along each of the 45° directions. Only the vertical and horizontal planes are instrumented in the third chamber. The volume between the chambers is filled with helium at atmospheric pressure. The momentum resolution is $\Delta p/p = 0.65\%$ at 45 GeV/c.

Two segmented plastic scintillator hodoscope planes are placed after the helium tank and provide signals for the trigger.

A liquid krypton filled calorimeter (LKr) is used for measuring the energy, position and timing of electromagnetic showers. Spatial and timing resolutions of better than 1.3 mm and 300 ps, respectively, have been achieved for energies above 20 GeV. The energy resolution is $\frac{\sigma(E)}{E} = \frac{0.035}{\sqrt{E}} \oplus \frac{0.110}{E} \oplus 0.006$, with E measured in GeV.

A hadron calorimeter composed of 48 steel plates, each 24 mm thick, interleaved with scintillator is used in trigger formation and particle detection studies.

III. TRIGGER AND DATA PROCESSING

Candidate events were selected by a two-stage trigger. At the first level, a trigger requiring adjacent hits in the hodoscope is put in coincidence with a total energy condition (≥ 35 GeV), defined by adding the energy deposited in the hadronic calorimeter with that seen by the trigger in the LKr calorimeter. The second level trigger uses information from the drift chambers to reconstruct tracks and invariant masses. For the 4-track part of the trigger, the number of clustered hits in each of the first, second, and fourth drift chamber had to be between 3 and 7. All possible 2-track vertices were calculated online. At least two vertices within 6 m of each other in the axial direction had to be found.

For the determination of the 4-track trigger efficiency, downscaled events that passed the first level were used. Alternatively, events triggered with the neutral trigger - based on the data of the LKr calorimeter - were selected. The neutral trigger applied the following cuts to the events online: ≤ 5 peaks in each projection, total energy > 50 GeV, first moment of cluster energies (‘center of gravity’) < 15 cm, and lifetime uncorrected for deflection in the magnet $< 4.5 \cdot \tau_{K_S}$.

During the experimental runs, roughly 100 Terabytes of raw data with typically 20 kbytes per event were recorded. Reconstructed output was stored in a compressed data format, 45 times smaller. In addition, several streams of data were formed for events accepted by about 40 filter modules for the analysis of neutral and charged two-pion decays, rare decays, and events for the detector calibration.

IV. DATA ANALYSIS

The data sample which yields $K_L \rightarrow e^+e^-e^+e^-$ also has been used to select $K_L \rightarrow \pi^+\pi^-\pi_{Dalitz}^0$ and $K_L \rightarrow \pi^0\pi_{Dalitz}^0\pi_{Dalitz}^0$ normalization events, with $\pi_{Dalitz}^0 \rightarrow e^+e^-\gamma$. The vertex was reconstructed from the 4 tracks by requiring that the sum of the squared transverse distances from the transverse vertex position, weighted by the inverse track momentum, be minimal.

Events were preselected by requiring two positive and two negative tracks with distance of closest approach to the vertex < 15 cm.

All clusters in the LKr were required to be in a fiducial area given by an octogon about 5 cm smaller than the outside perimeter of the calorimeter and an inner radius of 15 cm. The distance to dead calorimeter cells had to exceed 2 cm to ensure negligible energy loss. The separation between cluster centers was required to be > 3 cm. The energy of each cluster was required to exceed 2 GeV, well above the detector noise of 0.11 GeV per cluster.

Electron candidates were identified by requiring that cluster centers in the LKr be within 1.5 cm of the calculated shower maxima based upon the extrapolation of each track. The efficiency of this procedure was measured to be $(99.7 \pm 0.1)\%$ [11]. To reject pion showers, the ratio of cluster energy to track momentum E/p was required to lie between 0.9 and 1.2. The efficiency of this selection was determined to be $\geq 95\%$ [11]. Those track-associated clusters with $0 < E/p < 0.8$ were classified as pions. From a study of $K_S \rightarrow \pi^+\pi^-$ decays, the probability of pions to be wrongly classified as electrons is estimated to be 0.9%; the pion classification is passed by 97.5% of all pions.

The fiducial volume was defined by the axial position $7.50 \text{ m} < z_{vertex} < 90 \text{ m}$ downstream of the K_S target. Within this volume, 4-track vertices were determined with a typical axial resolution of 0.5 m, as estimated by the MC. The K_L energy had to be in the range 50 GeV–200 GeV.

A. Background Rejection and Selection of $K_L \rightarrow e^+e^-e^+e^-$ Candidates

Candidate events for the decay $K_L \rightarrow e^+e^-e^+e^-$ with all tracks identified as electrons were selected. In principle, the following four classes of background sources are relevant:

- Events with two decays $K_L \rightarrow \pi e \nu$ occurring at the same time and for which the pions were misidentified as electrons. Being due to two coincident kaon decays the invariant mass of the system can be around and above the nominal K_L mass. These events are largely rejected by requiring a good vertex quality: the closest distance of approach of each track w.r.t. the reconstructed vertex had to be < 5 cm. Events with separate vertices do not pass the level 2 trigger (see above).

Finally it was required that the measured times for clusters associated to the electrons had to be consistent within 3 ns with each other. A study of sidebands in this time distribution shows that the background from this source is negligible.

- Events $K_L \rightarrow \pi^0 \pi^0 \pi^0$, where the π^0 's undergo single or double Dalitz decays or photons convert in the material of the detector, so that 2 positive and 2 negative electrons are detected. Due to the missing photons, the invariant mass of the $e^+ e^- e^+ e^-$ system is below the nominal K_L mass. The loose requirement that the square of the reconstructed transverse momentum p_T^2 of the reconstructed kaon with respect to the line joining the decay vertex and the K_L target must be less than 0.0005 $(\text{GeV}/c)^2$, restricts this background to less than 2.2%. The position of the cut is indicated in Fig. 2. The Monte Carlo simulation indicates that 1.5% of the signal events are lost by the p_T^2 cut.

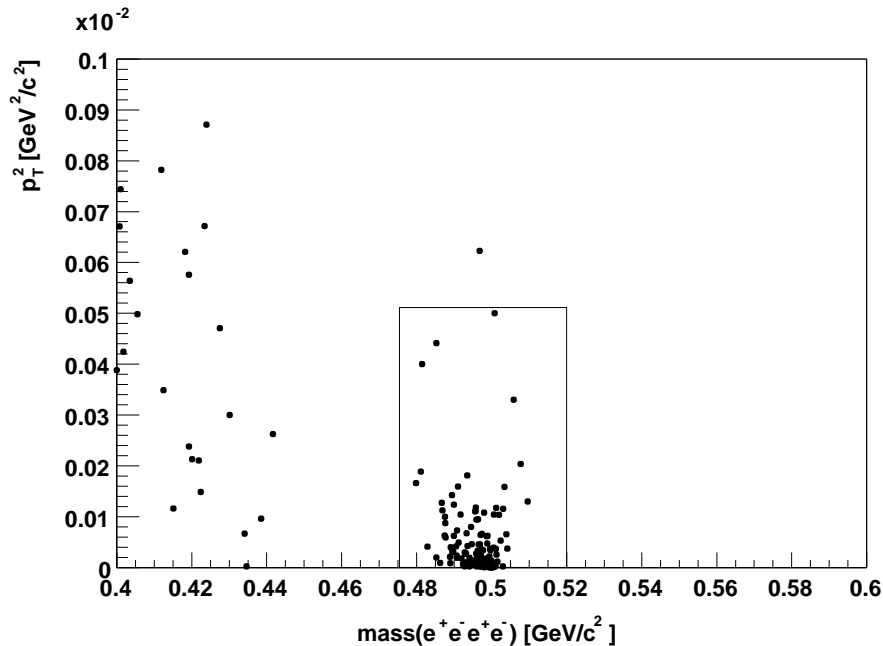


FIG. 2. Correlation of $e^+e^-e^+e^-$ invariant mass with the squared transverse momentum p_T^2 of the reconstructed kaon.

- Events $K_L \rightarrow \gamma\gamma$ and $K_L \rightarrow e^+e^-\gamma$, with conversion of the photons in the material upstream of the spectrometer also yield invariant masses around the nominal K_L mass. Each pair of oppositely charged tracks was therefore required to be separated by ≥ 2 cm in the first drift chamber as indicated in Fig. 3(a). Note that the conversion probability

in the material of the NA48 detector is of similar magnitude as that for internal photon conversion to a e^+e^- pair. As the angular opening of oppositely charged tracks peaks mostly at small angles, 60% of the signal events are lost by this cut; according to the MC, there is no remaining background with converted γ 's.

- Events $K_L \rightarrow \pi^+\pi^-e^+e^-$ [14], with the pions misidentified as electrons. Due to the low misidentification probability of 0.9% this background is found to be negligible.

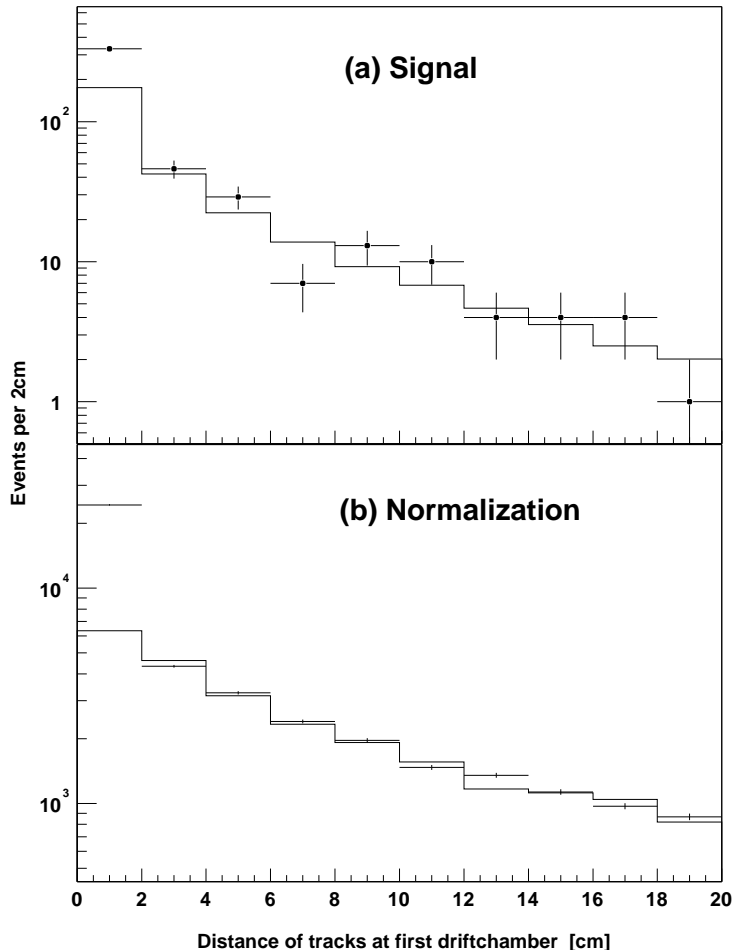


FIG. 3. Distance d of each pair of oppositely charged tracks at the position of the first drift chamber for (a) $K_L \rightarrow e^+e^-e^+e^-$ and (b) $K_L \rightarrow \pi^+\pi^-\pi_{Dalitz}^0$. Dots with error bars show the data, the histogram is the Monte Carlo prediction normalized to the number of observed signal events with $d > 2$ cm.

The invariant $e^+e^-e^+e^-$ mass plot resulting from this selection is shown in Fig. 4. Note the slightly asymmetric shape of the K_L mass peak, which is due to photons radiated off the electrons in the final state.

Finally, a mass window of $0.475 \text{ GeV}/c^2 < m(e^+e^-e^+e^-) < 0.520 \text{ GeV}/c^2$ was set to define the final sample. In total, 132 candidate events were selected in this way. From the number of events observed below the K_L mass peak and their distribution we estimate that the background contribution to the signal region is negligible.

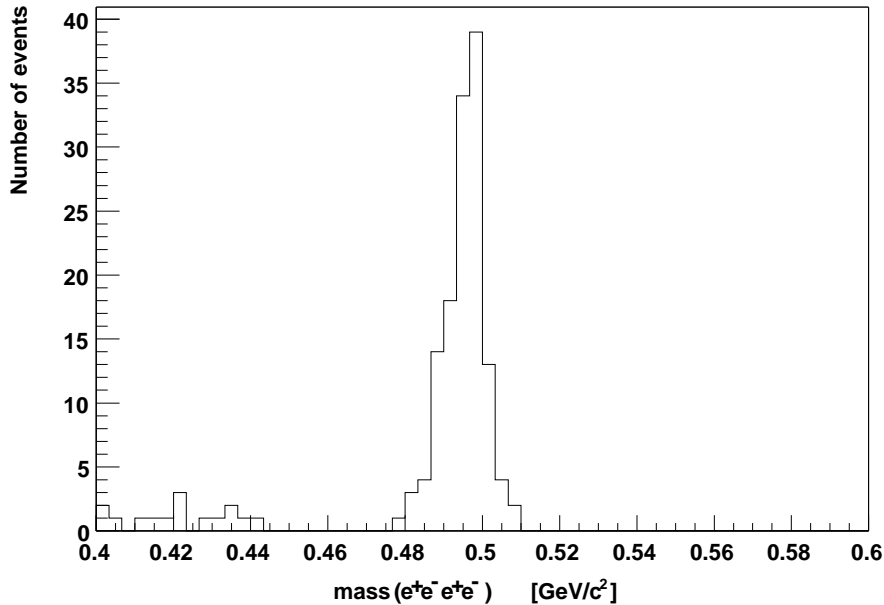


FIG. 4. Invariant mass of the $e^+e^-e^+e^-$ system.

B. Normalization

The four-track decay $K_L \rightarrow \pi^+\pi^-\pi_{Dalitz}^0$, with $\pi_{Dalitz}^0 \rightarrow e^+e^-\gamma$, was used for normalization. Only events that passed the pretrigger discussed above, downscaled by 60, were selected. This sample was used to determine the efficiency of the 4-track trigger to be $95.1 \pm 0.2\%$. The 4-track trigger is required for signal and normalization modes.

Since both the signal and the normalization modes consist of 4-track events, uncertainties due to tracking tend to cancel in the ratio of acceptances. Selection criteria similar to those used in the signal mode were applied. In addition, at least one extra cluster in the calorimeter not associated with a charged track was required. The invariant mass of the $e^-e^-\gamma$ system had to be in the range of $0.115 - 0.155 \text{ GeV}/c^2$. Monte Carlo studies showed that 66 % of the reconstructed $K_L \rightarrow \pi^+\pi^-\pi_D^0$ candidate decays are from $K_L \rightarrow \pi^+\pi^-\pi^0$ with one of the external photons converting in the material of the detector (see Fig. 3(b)). All other backgrounds have been estimated to be negligible. Using these cuts, 17123 $K_L \rightarrow \pi^0\pi^0\pi_D^0$ decays were selected.

In a second analysis, $K_L \rightarrow \pi^0\pi_{Dalitz}^0\pi_{Dalitz}^0$ events were selected, yielding 5167 events for normalization. While having a complicated topology of eight clusters, these events have the advantage that all decay products interact electromagnetically in the detector and that the radiative corrections should be similar to those in the signal mode.

C. Acceptance Determination and Kaon Flux

For the simulation of the $K_L \rightarrow e^+e^-e^+e^-$ acceptance, the matrix element was taken from Ref. [3] neglecting the interference of the two virtual photons. The distribution of the angle spanned by the decay planes of the two e^+e^- pairs corresponds to a K_L which is

assumed to be entirely CP= -1. The PHOTOS [16] package has been used to simulate final state radiation both for the signal and normalization channels.

The acceptance for $K_L \rightarrow e^+e^-e^+e^-$ is calculated to be 7.8% for events generated in the range $45 \text{ GeV} < E_{K_L} < 215 \text{ GeV}$ and $5 \text{ m} < z_{vertex} < 91 \text{ m}$. The normalization to the K_L signal has been measured from the number of $K_L \rightarrow \pi^+\pi^-\pi_{Dalitz}^0$ decays in the same sample. Using the acceptance of 1.34%, calculated by Monte Carlo simulation, a total number of 5.1×10^{10} K_L decays is obtained. With the cuts described above, the inclusion of radiative corrections decreased the acceptance of signal and normalization channel by 8.8% and 3.4%, respectively.

Consistent results for the total number of K_L were obtained when the alternative normalization channel, $K_L \rightarrow \pi^0\pi_{Dalitz}^0\pi_{Dalitz}^0$, was used instead.

V. RESULTS AND DISCUSSION

A study of the stability of the branching ratio determination was made as a function of the cuts applied. A systematic error of 3.5% was estimated, mainly being due to the variation in the minimal distance of clusters from the beam pipe and the cut on the vertex quality.

A second contribution comes from the 4-track trigger inefficiency. A Monte Carlo simulation of the level 2 algorithm yields a 95.0% efficiency for the normalization mode, in good agreement with the measured value. For the signal, the simulated efficiency is higher (99.8%). We chose not to apply a correction to the branching ratio; instead we introduced a systematic error of $\pm 5\%$ for this preliminary result.

Finally, the effect of overflows in the drift chambers has been considered. If events with an overflow condition in a window of 312 ns around the event time are removed, 20% of the events are lost and the branching ratio stays constant within 1%.

Adding these sources of systematic error in quadrature, we obtain a total systematic error of $\pm 6.2\%$.

From the numbers given above, a branching ratio of

$$\frac{\Gamma(K_L \rightarrow e^+e^-e^+e^-)}{\Gamma(K_L \rightarrow \text{all})} = (3.67 \pm 0.32_{stat} \pm 0.23_{syst} \pm 0.08_{norm}) \times 10^{-8}$$

is obtained, where the statistical and systematical uncertainties as well as the uncertainty in the branching ratio of the normalization channel are given separately.

This result is consistent with the theoretical expectation of [8] and the previous average value of $(4.1 \pm 0.8) \times 10^{-8}$ [15], with 5 times the statistics of the single best previous experiment.

ACKNOWLEDGEMENTS

It is a pleasure to thank the technical staff of the participating laboratories, universities and affiliated computing centers for their efforts in the construction of the NA48 apparatus, in operation of the experiment, and in the processing of the data.

REFERENCES

- [1] C. Quigg and J.D. Jackson, UCRL Report No. 18487m (1968).
- [2] Zenaida E.S. Uy, Phys Rev. D43 (1991) 802 and Phys. Rev. D43 (1991) 1572;
T. Miyasaki, Lett. Nuovo Cimento 5 (1972) 125.
- [3] T. Miyazaki and E. Taksugi, Phys. Rev. D8 (1973) 2051.
- [4] J.J. Sakurai, Phys, Rev. 156 (1967) 1508;
M. Moshe and P. Singer, Phys. Rev. D6 (1972) 1379.
- [5] M.A. Shifman et al., Nucl. Phys. B120 (1977) 316.
- [6] L. Bergström et al., Phys. Lett. B131 (1983) 229.
- [7] G. D'Ambrosio and J. Portoles, J. Nucl. Phys. B492 (1997) 417;
J.L. Goity and Longzhe Zhang, Phys. Lett. B398 (1997) 3874.
- [8] Longzhe Zhang and J.L. Goity, Phys. Rev. D57 (1998) 7031.
- [9] G.D. Barr et al., Phys. Lett B259 (1991) 389.
- [10] M.R. Vagins et al., Phys. Rev. Lett 71 (1993) 35;
T. Akagi et al., Phys. Rev. D47 (1993) R2644;
P. Gu et al., Phys. Lett. 72 (1994) 3000;
G.D. Barr et al., Z. Phys. C65 (1995) 361;
T. Akagi et al., Phys. Rev. D51 (1995) 2061).
- [11] V. Fanti et al., Phys. Lett B 458 (1999) 553.
- [12] V. Fanti et al., Z.Phys. C 76 (1997) 653.
- [13] "The Beam and Detector for the Precision CP Violation Experiment NA48",
Nucl. Instr. Meth., to be published.
- [14] A. Alavi-Harati et al., Phys. Rev. Lett. 84 (2000) 408.
- [15] Particle Data Group, Eur. Phys. J C3 (1998) 462.
- [16] E. Barbario et al., Comput. Phys. Commun. 66, (1991) 115.