

# Interferometry of Direct Photons in Central $^{208}\text{Pb}+^{208}\text{Pb}$ Collisions at 158 A·GeV.

M.M. Aggarwal,<sup>1</sup> Z. Ahammed,<sup>2</sup> A.L.S. Angelis\*,<sup>3</sup> V. Antonenko,<sup>4</sup> V. Arefiev,<sup>5</sup> V. Astakhov,<sup>5</sup> V. Avdeitchikov,<sup>5</sup> T.C. Awes,<sup>6</sup> P.V.K.S. Baba,<sup>7</sup> S.K. Badyal,<sup>7</sup> S. Bathe,<sup>8</sup> B. Batiounia,<sup>5</sup> T. Bernier,<sup>9</sup> K.B. Bhalla,<sup>10</sup> V.S. Bhatia,<sup>1</sup> C. Blume,<sup>8</sup> D. Bucher,<sup>8</sup> H. Büsching,<sup>8</sup> L. Carlén,<sup>11</sup> S. Chattopadhyay,<sup>2</sup> M.P. Decowski,<sup>12</sup> H. Delagrange,<sup>9</sup> P. Donni,<sup>3</sup> M.R. Dutta Majumdar,<sup>2</sup> K. El Chenawi,<sup>11</sup> A.K. Dubey,<sup>13</sup> K. Enosawa,<sup>14</sup> S. Fokin,<sup>4</sup> V. Frolov,<sup>5</sup> M.S. Ganti,<sup>2</sup> S. Garpman\*,<sup>11</sup> O. Gavrishchuk,<sup>5</sup> F.J.M. Geurts,<sup>15</sup> T.K. Ghosh,<sup>16</sup> R. Glasow,<sup>8</sup> B. Guskov,<sup>5</sup> H. Å.Gustafsson,<sup>11</sup> H. H.Gutbrod,<sup>17</sup> I. Hrivnacova,<sup>18</sup> M. Ippolitov,<sup>4</sup> H. Kalechofsky,<sup>3</sup> K. Karadjev,<sup>4</sup> K. Karpio,<sup>19</sup> B. W. Kolb,<sup>17</sup> I. Kosarev,<sup>5</sup> I. Koutcheryaev,<sup>4</sup> A. Kugler,<sup>18</sup> P. Kulinich,<sup>12</sup> M. Kurata,<sup>14</sup> A. Lebedev,<sup>4</sup> H. Löhner,<sup>16</sup> L. Luquin,<sup>9</sup> D.P. Mahapatra,<sup>13</sup> V. Manko,<sup>4</sup> M. Martin,<sup>3</sup> G. Martínez,<sup>9</sup> A. Maximov,<sup>5</sup> Y. Miake,<sup>14</sup> G.C. Mishra,<sup>13</sup> B. Mohanty,<sup>13</sup> M.-J. Mora,<sup>9</sup> D. Morrison,<sup>20</sup> T. Moukhanova,<sup>4</sup> D. S. Mukhopadhyay,<sup>2</sup> H. Naef,<sup>3</sup> B. K. Nandi,<sup>13</sup> S. K. Nayak,<sup>7</sup> T. K. Nayak,<sup>2</sup> A. Nianine,<sup>4</sup> V. Nikitine,<sup>5</sup> S. Nikolaev,<sup>4</sup> P. Nilsson,<sup>11</sup> S. Nishimura,<sup>14</sup> P. Nomokonov,<sup>5</sup> J. Nystrand,<sup>11</sup> A. Oskarsson,<sup>11</sup> I. Otterlund,<sup>11</sup> T. Peitzmann,<sup>15</sup> D. Peressounko,<sup>4</sup> V. Petracek,<sup>18</sup> S.C. Phatak,<sup>13</sup> W. Pinganaud,<sup>9</sup> F. Plasil,<sup>6</sup> M.L. Purschke,<sup>17</sup> J. Rak,<sup>18</sup> R. Raniwala,<sup>10</sup> S. Raniwala,<sup>10</sup> N.K. Rao,<sup>7</sup> F. Retiere,<sup>9</sup> K. Reygers,<sup>8</sup> G. Roland,<sup>12</sup> L. Rosselet,<sup>3</sup> I. Roufanov,<sup>5</sup> C. Roy,<sup>9</sup> J.M. Rubio,<sup>3</sup> S.S. Sambyal,<sup>7</sup> R. Santo,<sup>8</sup> S. Sato,<sup>14</sup> H. Schlagheck,<sup>8</sup> H.-R. Schmidt,<sup>17</sup> Y. Schutz,<sup>9</sup> G. Shabratova,<sup>5</sup> T.H. Shah,<sup>7</sup> I. Sibiriak,<sup>4</sup> T. Siemiarczuk,<sup>19</sup> D. Silvermyr,<sup>11</sup> B.C. Sinha,<sup>2</sup> N. Slavine,<sup>5</sup> K. Söderström,<sup>11</sup> G. Sood,<sup>1</sup> S.P. Sørensen,<sup>20</sup> P. Stankus,<sup>6</sup> G. Stefanek,<sup>19</sup> P. Steinberg,<sup>12</sup> E. Stenlund,<sup>11</sup> M. Sumera,<sup>18</sup> T. Svensson,<sup>11</sup> A. Tsvetkov,<sup>4</sup> L. Tykarski,<sup>19</sup> E.C.v.d. Pijll,<sup>15</sup> N.v. Eijndhoven,<sup>15</sup> G.J.v. Nieuwenhuizen,<sup>12</sup> A. Vinogradov,<sup>4</sup> Y.P. Viyogi,<sup>2</sup> A. Vodopianov,<sup>5</sup> S. Vörös,<sup>3</sup> B. Wyslouch,<sup>12</sup> and G.R. Young<sup>6</sup>

(WA98 collaboration)

<sup>1</sup>University of Panjab, Chandigarh 160014, India

<sup>2</sup>Variable Energy Cyclotron Centre, Calcutta 700064, India

<sup>3</sup>University of Geneva, CH-1211 Geneva 4, Switzerland

<sup>4</sup>RRC “Kurchatov Institute”, RU-123182 Moscow

<sup>5</sup>Joint Institute for Nuclear Research, RU-141980 Dubna, Russia

<sup>6</sup>Oak Ridge National Laboratory, Oak Ridge, Tennessee 37831-6372, USA

<sup>7</sup>University of Jammu, Jammu 180001, India

<sup>8</sup>University of Münster, D-48149 Münster, Germany

<sup>9</sup>SUBATECH, Ecole des Mines, Nantes, France

<sup>10</sup>University of Rajasthan, Jaipur 302004, Rajasthan, India

<sup>11</sup>University of Lund, SE-221 00 Lund, Sweden

<sup>12</sup>MIT Cambridge, MA 02139

<sup>13</sup>Institute of Physics, Bhubaneswar 751005, India

<sup>14</sup>University of Tsukuba, Ibaraki 305, Japan

<sup>15</sup>Universiteit Utrecht/NIKHEF, NL-3508 TA Utrecht, The Netherlands

<sup>16</sup>KVI, University of Groningen, NL-9747 AA Groningen, The Netherlands

<sup>17</sup>Gesellschaft für Schwerionenforschung (GSI), D-64220 Darmstadt, Germany

<sup>18</sup>Nuclear Physics Institute, CZ-250 68 Rez, Czech Rep.

<sup>19</sup>Institute for Nuclear Studies, 00-681 Warsaw, Poland

<sup>20</sup>University of Tennessee, Knoxville, Tennessee 37966, USA

(Dated: December 11, 2013)

Two-particle correlations of direct photons were measured in central  $^{208}\text{Pb}+^{208}\text{Pb}$  collisions at 158 AGeV. The invariant interferometric radii were extracted for  $100 < K_T < 300$  MeV/c and compared to radii extracted from charged pion correlations. The yield of soft direct photons,  $K_T < 300$  MeV/c, was extracted from the correlation strength and compared to theoretical calculations.

PACS numbers: 25.75.-q, 25.75.Gz

Hanbury Brown-Twiss (HBT) interferometry provides a powerful tool to explore the space-time dimensions of the emitting source created in elementary particle or heavy ion collisions. Historically, such measurements have concentrated on pion pair correlations, but have also been applied to kaons, protons, and even heavy fragments [1]. Hadron correlations reflect the space-time extent of the emitting source at the time of freeze-out.

The importance of direct photon Bose-Einstein interferometry for investigation of the history of heavy ion collisions, especially of the very early phase, has been extensively discussed in the literature [2, 3, 4, 5]. It has been shown that the correlations of direct photons in different ranges of the photon average transverse momenta reflect different stages of the collision. Therefore, photon-photon correlations can provide important information

complementary to that obtained from hadron correlations. Unfortunately, photon interferometry is faced with considerable difficulties compared to hadron interferometry due to the small yield of photons emitted directly from the hot zone in comparison to the huge background of photons produced by the electromagnetic decay of the final hadrons (primarily the neutral pion). For this reason there has been only one experimental measurement of photon-photon correlations in heavy ion collisions obtained at low incident energy and low photon momenta ( $K_T \leq 20$  MeV/c) [6]. In this letter we present first measurements of direct photon correlations in central ultra-relativistic heavy-ion collisions.

A detailed description of the layout of the CERN experiment WA98 can be found in [7]. Here we briefly discuss those subsystems used in the present analysis. The WA98 photon spectrometer, comprising the LEad-glass photon Detector Array (LEDA), was located at a distance of 21.5 m downstream from the  $^{208}\text{Pb}$  target and provided partial azimuthal coverage over the rapidity interval  $2.35 < y < 2.95$ . Further downstream, the total transverse energy was measured in the MIRAC calorimeter. The total transverse energy measured in MIRAC was used for offline centrality selection. The analysis presented here was performed on the 10% most central  $^{208}\text{Pb}+^{208}\text{Pb}$  collisions with a total sample of  $5.8 \times 10^6$  events collected during runs in 1995 and 1996. No significant correlation signal was observed in the 20% most peripheral collision data sample of  $3.9 \times 10^6$  events.

In order to reject most of the hadron background, all showers reconstructed in the LEDA spectrometer were required to have a deposited energy of greater than 750 MeV, well above the minimum ionizing peak energy of 550 MeV. Hadron showers could be further rejected by the requirement that the shower have a narrow width, consistent with an electromagnetic shower in LEDA [7]. In addition, during the 1996 run period the LEDA charged particle veto was operational and provided a shower sample of  $> 98\%$  photon purity.

The two-photon correlation function was calculated for each bin of the photon average transverse momentum,  $K_T = |\vec{p}_{T1} + \vec{p}_{T2}|/2$  as the ratio of the distribution of photon pair invariant relative momenta,  $Q_{inv}$ , where both photons were taken from the same event, to the same distribution but with the photons of the pair taken from different events. Sample correlation functions are shown in Fig. 1. The ratio was normalized to have an equal number of pairs in the numerator and denominator. The correlation function has been fit with a Gaussian parameterisation

$$C_2(Q_{inv}) = A \cdot [1 + \lambda \exp(-R_{inv}^2 \cdot Q_{inv}^2)] \quad (1)$$

with normalization  $A$ , correlation strength  $\lambda$ , and radius parameter  $R_{inv}$ .

There are a large number of effects which may give rise to small  $Q_{inv}$  correlations and mimic a direct photon

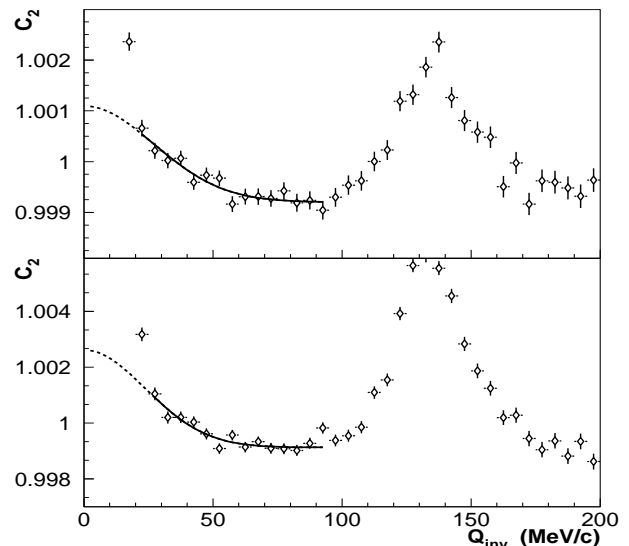


FIG. 1: The two-photon correlation function for all showers with  $L_{min} > 20$  cm and average photon momenta  $100 < K_T < 200$  MeV/c (top) and  $200 < K_T < 300$  MeV/c (bottom) fitted with Eq. 1. The solid line shows the fit result in the fit region used (excluding the  $\pi^0$  peak at  $Q_{inv} \approx m_{\pi^0}$ ) and the dotted line shows the extrapolation into the low  $Q_{inv}$  region where backgrounds are large.

pair Bose-Einstein correlation. These include: 1) single hadron or photon showers that are split into nearby clusters, 2) photon conversions, 3) HBT correlations from charged pions, or other hadrons, mis-identified as photons, 4) residual photon correlations from  $\pi^0$  HBT correlations, 5) radiative decays of heavier resonances and 6) collective flow.

Apparatus or analysis effects which may result in the splitting of a single shower into multiple clusters, or the merging of nearby showers into a single cluster may be investigated by studying the dependence of the correlation function on the relative distance  $L$  between the showers on the LEDA detector surface. These effects are expected to contribute strongly at small  $L$  and so can be suppressed effectively by a distance cut. Such a minimum cut on  $L$  introduces a lower cutoff in  $Q_{inv}$  [8]

The dependence of the correlation strength parameter  $\lambda$  on the minimum distance cut  $L_{min}$  and the minimum invariant momentum  $Q_{min}$  used to define the fit region is shown in Fig. 2 for two  $K_T$  regions for narrow showers. The different symbols correspond to minimum distance cuts of  $L_{min} = 20, 25, 30,$  and  $35$  cm (note that a single LEDA module is 4 cm in width). The results demonstrate that the extracted fit parameters vary strongly with  $L_{min}$  when the low  $Q_{inv}$  region is included in the fit, a result attributed to apparatus effects and conversion background, but that stable results are obtained with a sufficiently large minimum separation distance cut, or by restricting the  $Q_{inv}$  fit region. When no charged veto

or narrow shape cuts are applied to the showers, stable results are also obtained, but with larger minimum distance cut (or  $Q_{min}$ ) required, consistent with the larger expected backgrounds.

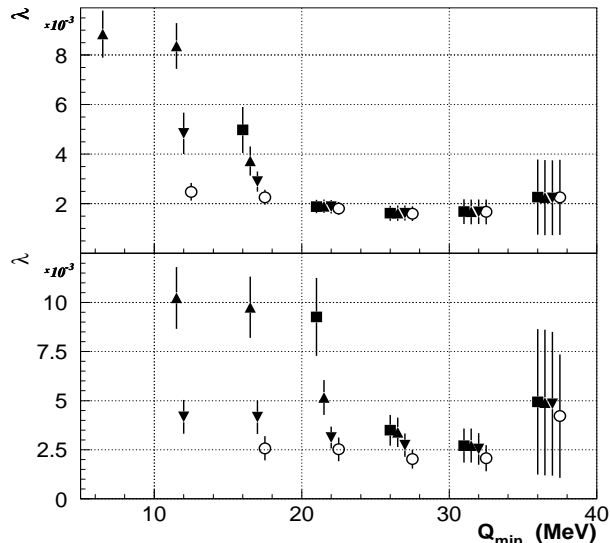


FIG. 2: Comparison of  $\lambda$  parameter fit results for different fit regions for  $100 < K_T < 200$  MeV/c (top) and  $200 < K_T < 300$  MeV/c (bottom), calculated for narrow showers with different cuts on the minimum shower separation distance:  $L_{min} = 20$  cm -  $\blacksquare$ , 25 cm -  $\blacktriangle$ , 30 cm -  $\blacktriangledown$ , 35 cm -  $\circ$  (same  $Q_{min}$  for each).

As mentioned above, the observed correlations could be caused by residual correlations of charged pions, neutrons, or conversion electrons misidentified as photons. To investigate possible contributions from non-photon contamination the correlation functions were constructed with four different identification criteria applied to the showers reconstructed in LEDA. These criteria have somewhat different photon efficiencies, which should not affect the photon correlation, but more importantly have very different levels of non-photon contamination which should only affect  $\lambda$  if the contamination forms uncorrelated background. The charged hadron contamination decreases from 37% and 22% to 16% and 4%, respectively for the two  $K_T$  bins, after applying the narrow electromagnetic shower shape condition [7] and is negligible after application of the charged veto condition. The correlation parameters extracted from these four types of correlation functions, corrected for contamination, are shown in Fig. 3. The consistency of the parameters extracted with the different identification criteria indicates that the non-photon contribution to the observed correlation is not significant.

The estimated systematic errors on the correlation fit parameters are summarized in Table I. Besides the uncertainties associated with the apparatus and fit range discussed with respect to Fig. 2, and non-photon con-

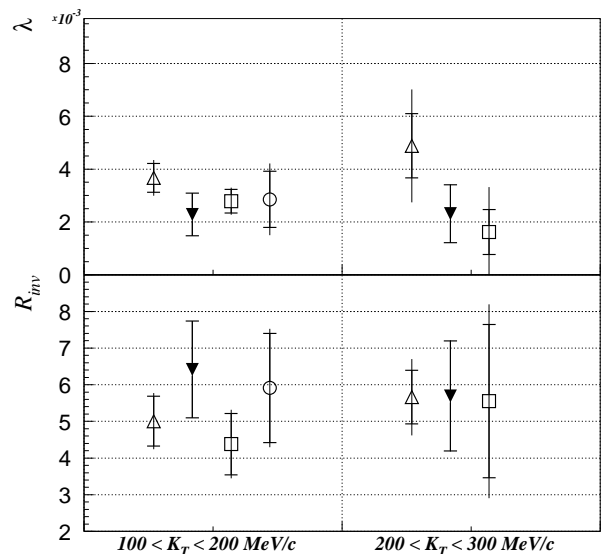


FIG. 3: Comparison of parameters of correlation functions with different particle identification criteria:  $\triangle$  - all clusters,  $\blacktriangledown$  - narrow electromagnetic,  $\square$  - all neutral,  $\circ$  - narrow neutral electromagnetic (no significant result for high  $K_T$ ).

tamination (Fig. 3), the dependence on the fit function has been investigated. In addition to the Gaussian form of Eq. 1, an exponential form and a Student's t distribution form have also been used to fit the correlation functions. The Student's t distribution provides a good fit to the correlation for parameter  $n \geq 2$ . The variation of the fit results with  $n$  and comparison with the Gaussian fit results has been used to estimate the fit function error. Reasonable fit functions leading to significantly smaller values of  $\lambda$  could not be found. The exponential form gives larger  $\lambda$  values but also exhibits a strong dependence of the fit parameters on fit range, indicating that it does not reproduce the shape of the observed correlations well. Nevertheless, if the exponential shape is considered with the limited fit range of  $Q_{inv}$ , the upper error bounds on  $\lambda$  should be increased, allowing an even stronger direct photon signal.

Finally, correlations might exist in the background decay photons, e.g. correlations due to collective flow, Bose-Einstein correlations of  $\pi^0$ 's, or from decays of heavier resonances. Monte Carlo simulations have been performed to estimate each of these effects. For these simulations, the transverse momentum and rapidity distributions of the  $\pi^0$ 's were taken from measurement [7]. The effect of flow was investigated by introducing an elliptic flow pattern with a magnitude equal to that measured for charged pions [9]. Similarly, the effect of  $\pi^0$  Bose-Einstein correlations was introduced with the same parameters as measured for charged pions [10]. Finally, residual correlations due to decays of heavier resonances, were estimated by including all resonances having high

TABLE I: Summary of systematic errors on the photon-photon correlation parameters.

Source	$100 < K_T < 200$		$200 < K_T < 300$	
	$\lambda$ (%)	$R_{inv}$ (%)	$\lambda$ (%)	$R_{inv}$ (%)
Apparatus	7	5	16	6
Contamination	17	14	42	14
Fit Function	5	5	18	6
Fit Range	8	5	26	10
$Q_{inv}$ Slope (Flow)	2	3	12	8
Total Syst. Error (%)	21	17	56	21
$N_\gamma^{Total}$ Total Error (%)	12	-	4	-

yield and large branching ratios for electromagnetic decay:  $K_S^0$ ,  $K_L^0$ ,  $\eta$ , and  $\omega$ . The heavy resonances were included based on experimental spectra where available and thermodynamic extrapolations otherwise. In all simulations, the acceptance, identification cuts, and energy and position resolution of LEDA were applied. The simulations indicated that elliptic flow results in the appearance of a small slope to the correlation function on the order of  $5 \cdot 10^{-6}$  (MeV/c) $^{-1}$ ; Bose-Einstein correlations of  $\pi^0$ 's lead to a specific step-like correlation function, in agreement with analytical calculations of [5]; and residual correlations due to decays of heavier resonances are found to be negligible. We have checked for flow effects in the data sample with highest statistics, fitting with a parameterization with an additional parameter for the slope, and found a slope parameter consistent with the simulations. However, limited statistics did not allow to extend this approach to all data, and so the final values of the correlation strength and radii have been corrected for the effect of elliptic flow.

Averaging over the different PID criteria, we obtain the following correlation parameters:

$$\begin{aligned} \lambda^I &= 0.0028 \pm 0.0004(\text{stat.}) \pm 0.0006(\text{syst.}) \\ R_{inv}^I &= 5.4 \pm 0.8(\text{stat.}) \pm 0.9(\text{syst.})\text{fm}, \\ \lambda^{II} &= 0.0029 \pm 0.0007(\text{stat.}) \pm 0.0016(\text{syst.}) \\ R_{inv}^{II} &= 5.8 \pm 0.8(\text{stat.}) \pm 1.2(\text{syst.})\text{fm} \end{aligned}$$

for regions I)  $100 < K_T < 200$  MeV/c, and II)  $200 < K_T < 300$  MeV/c, respectively.

The direct photon invariant radii can be compared to measurements of invariant interferometric radii of  $\pi^-$  for the same centrality selection and  $K_T$  region [11]:  $R_{inv} = 7.11 \pm 0.22, 6.91 \pm 0.32$ , and  $6.65 \pm 0.30$  fm at  $K_T = 125, 175$ , and  $285$  MeV/c, respectively. The similarity of the interferometric radii of direct photons and pions suggests that the direct photons of this  $K_T$  region are emitted in the late, hadron gas, stage of the collision.

Under the assumption of a fully chaotic photon source, the direct photon yield  $N_\gamma^{Direct}$  is related to the correlation strength  $\lambda$  and the total inclusive photon yield

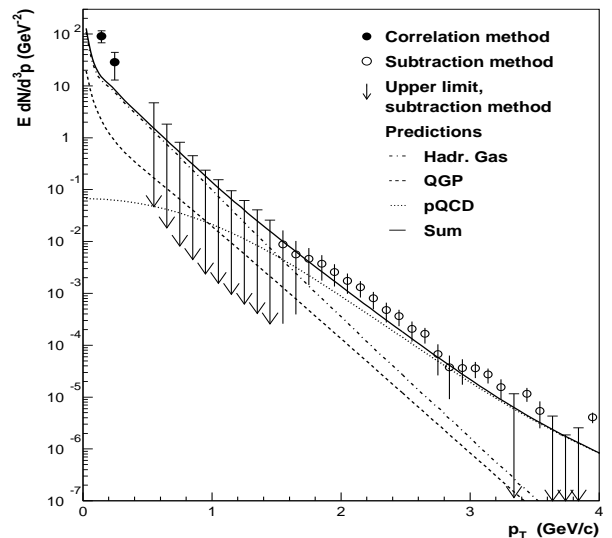


FIG. 4: Yield of direct photons extracted from the strength of the two-photon correlation (closed circles) and by the statistical subtraction method (open circles, or arrows indicating upper limits) [7]. Total statistical plus systematic errors are shown. The model calculations are described in the text.

$N_\gamma^{Total}$  as [5]

$$N_\gamma^{Direct} / N_\gamma^{Total} = \sqrt{2\lambda}$$

The low  $p_T$  direct photon yield has been extracted using this expression and is presented in Fig. 4 (assuming  $p_T = \langle K_T \rangle$ ). The previously published direct photon yield at high transverse momenta obtained with the subtraction method [7] is also shown. The measured direct photon results are compared with recent fireball model predictions [12]. The calculated contributions to the total yield from the Quark Gluon Plasma and hadronic stages of the collision are shown. It is seen that the contribution from the hadronic gas phase dominates the direct photon yield at small  $p_T$ , with predicted yields below the experimental data.

In summary, two-photon correlation functions have been measured for the first time in central Pb+Pb collision at 158 A GeV. The observed correlations are attributed to Bose-Einstein correlations of directly radiated photons. An invariant radius of about 6 fm is extracted, comparable to that extracted for pions of similar momenta, and the correlation strength parameter was used to extract the yield of direct photons at  $p_T < 300$  MeV/c. The extracted yield exceeds theoretical expectations which attribute the dominant contribution in this  $p_T$  region to the hadronic phase.

We wish to acknowledge useful discussions with R. Rapp, C. Gale, and D. Srivastava. This work was supported jointly by the German BMBF and DFG, the U.S. DOE, the Swedish NFR and FRN, the Dutch Stichting FOM, the Polish KBN under Contract No. 621/E-

78/SPUB-M/CERN/P-03/DZ211/, the Grant Agency of the Czech Republic under contract No. 202/95/0217, the Department of Atomic Energy, the Department of Science and Technology, the Council of Scientific and Industrial Research and the University Grants Commission of the Government of India, the Indo-FRG Exchange Program, the PPE division of CERN, the Swiss National Fund, the INTAS under Contract INTAS-97-0158, ORISE, Grant-in-Aid for Scientific Research (Specially Promoted Research & International Scientific Research) of the Ministry of Education, Science and Culture, the University of Tsukuba Special Research Projects, and the JSPS Research Fellowships for Young Scientists. ORNL is managed by UT-Battelle, LLC, for the U.S. Department of Energy under contract DE-AC05-00OR22725. The MIT group has been supported by the US Dept. of Energy under the cooperative agreement DE-FC02-94ER40818.

\* Deceased.

- [2] D.K. Srivastava and J.I. Kapusta, Phys. Lett. **B 307** (1993) 1; Phys. Rev. **C 48** (1993) 1335; Phys. Rev. **C 50** (1994) 505.
- [3] A. Timmermann, M. Plumer, L. Razumov and R.M. Weiner, Phys.Rev. **C 50** (1994) 3060.
- [4] U. Ornik et al., hep-ph/9509367.
- [5] D. Peressounko, Phys. Rev. **C 67** (2003) 014905.
- [6] M. Marques et al., Phys. Rep. 284 (1997) 91; Phys. Rev. Lett. **73** (1994) 34. Phys. Lett. **B 349** (1995) 30.
- [7] M.M. Aggarwal et al., Phys. Rev. Lett. **85** (2000) 3595; M.M. Aggarwal et al., nucl-ex/0006007.
- [8] Since  $Q_{inv}$  is proportional to  $K_T$ , the distance cut implies that the low  $Q_{inv}$  Bose-Einstein enhancement of the correlation is observable here only at low  $K_T$ .
- [9] H. Appelshauser et al., Phys.Rev.Lett. **80** (1998) 4136.
- [10] K. Kadija et al., Nucl. Phys. **A610** (1996) 248c.
- [11] Unpublished WA98 result, analysis follows that described in L. Rosselet et al., Nucl. Phys. **A610** (1996) 256c and M.M. Aggarwal et al., Phys. Rev. **C 67** (2003) 014906.
- [12] S. Turbide, R. Rapp, and C. Gale, hep-ph/0308085.

---

[1] See e.g. recent Quark Matter conferences: Nucl.Phys. **A698** (2002), J. Phys. **G 27** (2001) 255.