

Cutoff effects in twisted mass lattice QCD



Michele Della Morte^a, Roberto Frezzotti^{a,c},
Jochen Heitger^b and Stefan Sint^c

^a Università di Milano-Bicocca, Dipartimento di Fisica,
Piazza della Scienza 3, I-20126 Milano, Italy

^b Westfälische Wilhelms-Universität Münster, Institut für Theoretische Physik,
Wilhelm-Klemm-Strasse 9, D-48149 Münster, Germany

^c CERN, Theory Division,
CH-1211 Geneva 23, Switzerland

Abstract

We present a first numerical study of lattice QCD with $O(a)$ improved Wilson quarks and a chirally twisted mass term. Renormalized correlation functions are derived from the Schrödinger functional and evaluated in an intermediate space-time volume of size $0.75^3 \times 1.5 \text{ fm}^4$. In the quenched approximation precise results are then obtained with a moderate computational effort, allowing for a detailed study of the continuum approach. The latter is discussed in terms of observables which converge to meson masses and decay constants in the limit of large space-time volume. In the $O(a)$ improved theory we find residual cutoff effects to be at the level of a few percents at $a \simeq 0.1 \text{ fm}$.

August 2001

1 Introduction

Lattice twisted mass QCD (lattice tmQCD) has been introduced in Refs. [1,2] as a solution to the problem of spurious quark zero modes, which plague lattice computations with light quarks of the Wilson type, especially if the action is $O(a)$ improved. The occurrence of spurious quark zero modes causes a breakdown of the quenched and partially quenched approximations, as well as technical problems in the fully unquenched simulations. In Ref. [3] it has been shown how Symanzik's on-shell improvement programme [4] can be implemented in the framework of this new lattice regularization, which is intended for QCD with two mass degenerate quarks.

The purpose of this paper is to investigate the scaling violations in lattice twisted mass QCD, following the lines of the study presented in Ref. [5] for the $O(a)$ improved Wilson lattice action. The tmQCD lattice regularization differs from the latter only by the parameterization of the quark mass term, which is rotated in the chiral flavour space, whereas the Wilson term remains in the standard form. This difference is the key to avoid spurious quark zero modes and can be viewed as a change of the quark field basis that leaves unchanged –up to cutoff effects– the physical content of the theory. Therefore it often happens that a certain physical quantity is obtained from a different correlation function –with different cutoff effects– compared to the case of standard quark mass parameterization. Moreover all the cutoff effects that are proportional to (some power of) the quark mass may quantitatively change, although for light quarks this is expected to be a small effect. These remarks motivate our investigation of scaling violations in lattice tmQCD.

The physical parameters of the present study have been chosen so as to be in a situation similar to that of the scaling test of Ref. [5]. Namely, we consider a system of finite size, $(L^3 \times T \simeq 0.75^3 \times 1.5) \text{ fm}^4$, with Schrödinger functional boundary conditions, and give the relevant renormalized quark mass parameter, M_R , a value such that $LM_R \sim 0.15$. For such a system, we study the approach to the continuum limit of a few renormalized observables, which in the limit $T \rightarrow \infty$ have the same physical interpretation as the observables studied in Ref. [5]. When also the limit of large L is taken, the observables turn into the pion mass, the ρ -meson mass, the pion decay constant and a quantity related to the ρ -meson decay constant. Based on the study of Ref. [6] in large spatial volume, we expect the cutoff effects observed at $L = 0.75 \text{ fm}$ to be indicative of the size of the lattice artifacts in infinite volume.

In Section 2 we introduce the relevant correlation functions within the Schrödinger functional setup for lattice tmQCD. The renormalized observables of interest are constructed in Section 3, where the renormalization scheme adopted for tmQCD is also specified. Section 4 presents numerical details and a discussion of our results, while conclusions are drawn in Section 5. A preliminary report on the present work has already appeared in Ref. [7]. In the following we assume that the reader is familiar with Refs. [1,2,3] and refer to the equations of Ref. [3] by using the prefix I.

2 Schrödinger functional correlation functions

The Schrödinger functional (SF) for lattice tmQCD has been introduced in Ref. [3], where it is defined as the integral kernel of the integer power T/a of the transfer matrix. It admits the following representation:

$$\mathcal{Z}[\rho', \bar{\rho}', C'; \rho, \bar{\rho}, C] = \int \mathcal{D}[U] \mathcal{D}[\psi] \mathcal{D}[\bar{\psi}] e^{-S[U, \bar{\psi}, \psi]}, \quad (2.1)$$

where $S[U, \bar{\psi}, \psi]$ is the Euclidean action of tmQCD and the arguments of \mathcal{Z} are the prescribed boundary values of the gauge and quark fields at $x_0 = 0$ ($C, \rho, \bar{\rho}$) and $x_0 = T$ ($C', \rho', \bar{\rho}'$). As usual, the Dirichlet time-boundary conditions for the quark fields involve the projectors $P_{\pm} = (1 \pm \gamma_0)/2$.

Renormalizability and $O(a)$ improvement of the SF for tmQCD have been discussed in Section 3 of Ref. [3]. We take over the outcome of that discussion and extend the action $S[U, \bar{\psi}, \psi]$ to include all the counterterms that are needed for renormalization and $O(a)$ improvement, as detailed in eq. (I.3.4). In particular, adopting the same notational conventions as in Refs. [3,8], the quark action $S_F[U, \bar{\psi}, \psi]$ takes the same form as on the infinite lattice:

$$S_F[U, \bar{\psi}, \psi] = a^4 \sum_x \bar{\psi}(x) (D + \delta D + m_0 + i\mu_q \gamma_5 \tau^3) \psi(x), \quad (2.2)$$

where δD stands for the sum of the volume and the boundary $O(a)$ counterterms.

The SF correlation functions can be written in the form

$$\langle \mathcal{F} \rangle = \left\{ \mathcal{Z}^{-1} \int \mathcal{D}[U] \mathcal{D}[\psi] \mathcal{D}[\bar{\psi}] \mathcal{F} e^{-S[U, \bar{\psi}, \psi]} \right\}_{\rho'=\bar{\rho}'=\rho=\bar{\rho}=0; C'=C=0}, \quad (2.3)$$

where \mathcal{F} stands for any product of fields localized both in the interior of the SF box and on its time-boundaries. For instance, quark and antiquark fields at $x_0 = 0$ are given by

$$\begin{aligned} \zeta(\mathbf{x}) = P_- \zeta(\mathbf{x}) &= \frac{\delta}{\delta \bar{\rho}(\mathbf{x})}, \\ \bar{\zeta}(\mathbf{x}) = \bar{\zeta}(\mathbf{x}) P_+ &= -\frac{\delta}{\delta \rho(\mathbf{x})}. \end{aligned} \quad (2.4)$$

The reader is referred to [3,8] for any undefined conventions.

2.1 Bare SF correlation functions

Within this SF setup we now define a few on-shell correlation functions that involve quark-antiquark pairs of boundary fields and the following isovector composite fields:

$$\begin{aligned} A_{\mu}^a(x) &= \bar{\psi}(x) \gamma_{\mu} \gamma_5 \frac{1}{2} \tau^a \psi(x), \\ V_{\mu}^a(x) &= \bar{\psi}(x) \gamma_{\mu} \frac{1}{2} \tau^a \psi(x), \\ P^a(x) &= \bar{\psi}(x) \gamma_5 \frac{1}{2} \tau^a \psi(x), \\ T_{\mu\nu}^a(x) &= \bar{\psi}(x) i \sigma_{\mu\nu} \frac{1}{2} \tau^a \psi(x), \end{aligned} \quad (2.5)$$

where $\sigma_{\mu\nu} = (i/2)[\gamma_{\mu}, \gamma_{\nu}]$.

In addition to the f -correlators that were introduced in Ref. [3],

$$\begin{aligned} f_{\text{A}}^{ab}(x_0) &= -\langle A_0^a(x) \mathcal{O}^b \rangle, \\ f_{\text{P}}^{ab}(x_0) &= -\langle P^a(x) \mathcal{O}^b \rangle, \\ f_{\text{V}}^{ab}(x_0) &= -\langle V_0^a(x) \mathcal{O}^b \rangle, \end{aligned} \tag{2.6}$$

we also consider some further correlation functions:

$$\begin{aligned} k_{\text{A}}^{ab}(x_0) &= -\frac{1}{3} \sum_{k=1}^3 \langle A_k^a(x) \mathcal{Q}_k^b \rangle, \\ k_{\text{T}}^{ab}(x_0) &= -\frac{1}{3} \sum_{k=1}^3 \langle T_{k0}^a(x) \mathcal{Q}_k^b \rangle, \\ k_{\text{V}}^{ab}(x_0) &= -\frac{1}{3} \sum_{k=1}^3 \langle V_k^a(x) \mathcal{Q}_k^b \rangle. \end{aligned} \tag{2.7}$$

The isospin indices a and b are restricted to take values in the set $\{1, 2\}$ for reasons to be explained below, while the boundary fields \mathcal{O}^a and \mathcal{Q}_k^a are defined by:

$$\begin{aligned} \mathcal{O}^a &= a^6 \sum_{\mathbf{y}, \mathbf{z}} \bar{\zeta}(\mathbf{y}) \gamma_5 \frac{1}{2} \tau^a \zeta(\mathbf{z}), \\ \mathcal{Q}_k^a &= a^6 \sum_{\mathbf{y}, \mathbf{z}} \bar{\zeta}(\mathbf{y}) \gamma_k \frac{1}{2} \tau^a \zeta(\mathbf{z}). \end{aligned} \tag{2.8}$$

For the purpose of boundary field renormalization, we also need to evaluate a boundary-to-boundary correlator:

$$f_1^{ab} = -\frac{1}{L^6} \langle \mathcal{O}'^a \mathcal{O}^b \rangle, \tag{2.9}$$

where \mathcal{O}'^a is defined analogously to \mathcal{O}^a but with derivatives with respect to quark boundary fields at $x_0 = T$ rather than at $x_0 = 0$.

2.2 Flavour structure of the SF correlators

As long as the isospin indices a and b take the values 1 or 2, one can show [3] that the lattice symmetries of the tmQCD SF imply some exact properties of the bare correlation functions. For the f -correlators these relations are summarized by eqs. (I.3.48)–(I.3.49), while for the correlator f_1^{ab} one finds

$$f_1^{11} = f_1^{22}, \quad f_1^{12} = f_1^{21} = 0. \tag{2.10}$$

The analogous relations for the k -correlators, which can be easily derived along the lines of Ref. [3], read

$$k_{\text{V}}^{12}(x_0) = k_{\text{T}}^{12}(x_0) = k_{\text{A}}^{11}(x_0) = 0, \tag{2.11}$$

and for $\text{X} = \text{V}, \text{T}, \text{A}$

$$k_{\text{X}}^{22}(x_0) = k_{\text{X}}^{11}(x_0), \quad k_{\text{X}}^{21}(x_0) = -k_{\text{X}}^{12}(x_0). \tag{2.12}$$

The non-vanishing correlators to be evaluated in practice can hence be chosen as $f_A^{11}(x_0)$, $f_P^{11}(x_0)$, $f_V^{12}(x_0)$, $k_V^{11}(x_0)$, $k_T^{11}(x_0)$, $k_A^{12}(x_0)$ and f_1^{11} .

An explicit representation of the f -correlators in terms of the boundary-to-bulk quark propagators is given in eqs. (I.3.50)–(I.3.52). The analogous representations for the k -correlators and f_1^{11} read¹:

$$\begin{aligned} k_V^{11}(x_0) &= \frac{1}{2} \left\langle \frac{1}{3} \sum_{k=1}^3 \text{tr} \left\{ H_+(x)^\dagger \gamma_5 \gamma_k H_+(x) \gamma_k \gamma_5 \right\} \right\rangle_G, \\ k_T^{11}(x_0) &= \frac{1}{2} \left\langle \frac{1}{3} \sum_{k=1}^3 \text{tr} \left\{ H_+(x)^\dagger \gamma_5 \gamma_0 \gamma_k H_+(x) \gamma_k \gamma_5 \right\} \right\rangle_G, \\ k_A^{12}(x_0) &= \frac{i}{2} \left\langle \frac{1}{3} \sum_{k=1}^3 \text{tr} \left\{ H_+(x)^\dagger \gamma_k H_+(x) \gamma_k \gamma_5 \right\} \right\rangle_G \end{aligned} \quad (2.13)$$

and

$$f_1^{11} = \frac{\tilde{c}_t^2 a^6}{2 L^6} \sum_{\mathbf{y}, \mathbf{z}} \left\langle \text{tr} \left\{ P_+ U(\mathbf{y}, 0)^{-1} H_+(\mathbf{y}) H_+(\mathbf{z})^\dagger U(\mathbf{z}, 0) \right\} \Big|_{y_0=z_0=T-a} \right\rangle_G, \quad (2.14)$$

where $H_+(x)$, eq. (I.3.43), is the first flavour component of the boundary-to-bulk quark propagator $H(x)$ defined in eq. (I.3.38). We remark that $f_1^{11} \geq 0$.

From the setup of the SF for tmQCD [3] one can readily see that evaluating H_+ amounts to solving for $0 < x_0 < T$ the one-flavour system

$$(D + \delta D + m_0 + i\mu_q \gamma_5) \tilde{H}_+(x) = \tilde{c}_t a^{-1} \delta_{x_0, a} U(x - a\hat{0}, 0)^{-1} P_+, \quad (2.15)$$

with the boundary conditions

$$P_+ \tilde{H}_+(x)|_{x_0=0} = P_- \tilde{H}_+(x)|_{x_0=T} = 0. \quad (2.16)$$

The solution $\tilde{H}_+(x)$ of eq. (2.15) satisfies $\tilde{H}_+(x) P_+ = \tilde{H}_+(x)$ and is trivially related to the boundary-to-bulk quark propagator $H_+(x)$:

$$\tilde{H}_+(x) = H_+(x) - \delta_{x_0, 0} P_+. \quad (2.17)$$

Provided the triplet isospin indices are restricted to the values 1 and 2, we are able to express the correlation functions of Subsection 2.1 in terms of $H_+(x)$ alone, which saves about a factor of two in CPU-time. Since the full physical isospin symmetry is expected to be restored in the continuum limit of lattice tmQCD [2], the above restriction implies no loss of physical information.

3 Renormalization scheme and scaling observables

The SF for lattice tmQCD is expected to be ultraviolet finite after renormalization of the bare parameters in the action, g_0^2 , m_0 and μ_q , and the boundary quark fields [3]. As

¹As in Ref. [22], the bracket $\langle \dots \rangle_G$ means an average over the gauge fields with the effective gauge action. In the quenched approximation the average is performed with the pure gauge action.

the latter renormalize multiplicatively and are set to zero, here we do not have to worry about their renormalization. In the following we specify our renormalization scheme for the parameters in the action and the correlation functions. Provided that all the relevant improvement coefficients are given their proper values, the mutual relations among renormalized parameters and observables are free from $O(a)$ cutoff effects.

3.1 Renormalized parameters

Since we work in the quenched approximation to QCD, it is convenient to renormalize the gauge coupling by eliminating g_0^2 in favour of the hadronic length scale $r_0 \simeq 0.5$ fm [9] and then express all the physical quantities in units of r_0 . In large physical volume the relation between $\beta = 6/g_0^2$ and a/r_0 has been evaluated [10] with a relative accuracy of about 0.5%. Since for the present scaling study we are working in an intermediate volume, where finite-size effects are non-negligible, we keep constant the ratio L/r_0 ,

$$\frac{L}{r_0} = \left[\frac{a}{r_0} \right] (\beta) \frac{L}{a} = 1.49, \quad (3.1)$$

while approaching the continuum limit. We choose $T/a = 2L/a$ and values of L/a such that the values of β lie in the range $6 \leq \beta \leq 6.5$, which is the one of interest for quenched lattice QCD with the Wilson plaquette action.

As for the renormalization of the quark mass parameters, we require

$$\begin{aligned} Lm_{\text{R}} &= 0.020, \\ L\mu_{\text{R}} &= 0.153, \end{aligned} \quad (3.2)$$

where m_{R} and μ_{R} are the renormalized quark mass parameters introduced in eqs. (I.2.8)–(I.2.9). Following Ref. [3], the renormalized twisted mass parameter μ_{R} is related to the bare masses μ_{q} and $m_{\text{q}} = m_0 - m_{\text{c}}$ via

$$\mu_{\text{R}} = Z_{\mu}(1 + b_{\mu}am_{\text{q}})\mu_{\text{q}}, \quad (3.3)$$

where b_{μ} is an improvement coefficient introduced in [3]. The exact lattice PCVC relation (I.2.14) implies that we can set:

$$Z_{\mu} = Z_{\text{P}}^{-1}. \quad (3.4)$$

The renormalization constant of the isotriplet pseudoscalar density Z_{P} is evaluated in the SF scheme at the momentum scale $q = (1.436r_0)^{-1}$, using the results of Ref. [15]. The value of m_{R} in the same scheme and at the same scale is computed from the renormalized PCAC relation as discussed later on.

We recall from Ref. [2] that in renormalized tmQCD the "polar" quark mass

$$M_{\text{R}} \equiv \sqrt{m_{\text{R}}^2 + \mu_{\text{R}}^2} \quad (3.5)$$

plays the role of the renormalized quark mass. The angle α , defined by

$$\tan \alpha \equiv \frac{\mu_{\text{R}}}{m_{\text{R}}}, \quad (3.6)$$

can be chosen arbitrarily and just determines the physical interpretation of the tmQCD correlation functions. The numerical values on the r.h.s. of eq. (3.2) yield $LM_{\text{R}} \simeq 0.154$, which is in the range of the scaling study [5], and a value of α that is far from zero, namely $\pi/2 - \alpha \simeq 0.130$.

3.2 Renormalized and $O(a)$ improved correlators

The definition of renormalized and $O(a)$ improved SF correlators is guided by the form of the renormalized and $O(a)$ improved bulk fields, eqs. (I.2.10)–(I.2.12) and

$$(T_R)_{\mu\nu}^a = Z_T(1 + b_T am_q)[T_{\mu\nu}^a + c_T a(\tilde{\partial}_\mu V_\nu^a - \tilde{\partial}_\nu V_\mu^a)], \quad (3.7)$$

where $\tilde{\partial}_\mu$ denotes the symmetric lattice derivative in the direction of the unit vector $\hat{\mu}$. We hence define:

$$\begin{aligned} [f_A^{11}(x_0)]_R &= [Z_\zeta(1 + b_\zeta am_q)]^2 Z_A(1 + b_A am_q) \left[f_A^{11} + c_A a \tilde{\partial}_0 f_P^{11} - a \mu_q \tilde{b}_A f_V^{12} \right] (x_0), \\ [f_V^{12}(x_0)]_R &= [Z_\zeta(1 + b_\zeta am_q)]^2 Z_V(1 + b_V am_q) \left[f_V^{12} + a \mu_q \tilde{b}_V f_A^{11} \right] (x_0), \\ [f_P^{11}(x_0)]_R &= [Z_\zeta(1 + b_\zeta am_q)]^2 Z_P(1 + b_P am_q) f_P^{11}(x_0), \\ [k_V^{11}(x_0)]_R &= [Z_\zeta(1 + b_\zeta am_q)]^2 Z_V(1 + b_V am_q) \left[k_V^{11} + c_V a \tilde{\partial}_0 k_T^{11} - a \mu_q \tilde{b}_V k_A^{12} \right] (x_0), \\ [k_T^{11}(x_0)]_R &= [Z_\zeta(1 + b_\zeta am_q)]^2 Z_T(1 + b_T am_q) \left[k_T^{11} - c_T a \tilde{\partial}_0 k_V^{11} \right] (x_0), \\ [k_A^{12}(x_0)]_R &= [Z_\zeta(1 + b_\zeta am_q)]^2 Z_A(1 + b_A am_q) \left[k_A^{12} + a \mu_q \tilde{b}_A k_V^{11} \right] (x_0) \end{aligned} \quad (3.8)$$

and

$$[f_1^{11}]_R = [Z_\zeta(1 + b_\zeta am_q)]^4 f_1^{11}. \quad (3.9)$$

The improvement coefficients \tilde{b}_A and \tilde{b}_V have been introduced in [3], whereas all the remaining improvement coefficients are the same as in lattice QCD with standard quark mass parameterization. We remark that the expressions for $[f_V^{12}]_R$ and $[k_A^{12}]_R$ are independent of c_V and c_A , respectively, because of the translational invariance of the theory in the spatial directions.

3.3 Pion and ρ -meson channel correlators

The definition of the observables for this scaling test is inspired by the criterion of considering observables that in the limit of large T and large L turn into the pion and ρ -meson mass and decay constant, except for the normalization of the ρ -meson decay constant which is not the physical one. The same criterion was followed in the scaling study of Ref. [5].

The first step in the construction of the meson observables is to build linear combinations of the correlators in eq. (3.8) so to yield at time x_0 insertions of operators with the appropriate quantum numbers to create/annihilate a pion or a ρ -meson (or higher states in the same channels). According to the relation between renormalized correlation functions of QCD and tmQCD in infinite volume [2], such operators can be written as follows:

$$\begin{aligned} (A'_R)_0^a(x) &= \cos \alpha (A_R)_0^a(x) + \varepsilon^{3ac} \sin \alpha (V_R)_0^c(x), \\ (P'_R)^a(x) &= (P_R)^a(x), \\ (V'_R)_k^a(x) &= \cos \alpha (V_R)_k^a(x) + \varepsilon^{3ac} \sin \alpha (A_R)_k^c(x), \\ (T'_R)_{k0}^a(x) &= (T_R)_{k0}^a(x). \end{aligned} \quad (3.10)$$

We remark that the expression of local operators with given physical quantum numbers in the tmQCD quark basis does not depend on the choice of boundary conditions, and the results of Ref. [2] are hence valid in the present context. The situation is different for the correlation function themselves, so that the SF correlators defined below cannot be directly compared –at least for finite extent T of the SF– with those computed at the same value of M_R and $\alpha = 0$. A detailed discussion of this point is deferred to a forthcoming publication [11].

The correlators containing the operator insertions in eq. (3.10) with isospin index $a = 1$ are correspondingly given by

$$\begin{aligned}
[f_{A'}^{11}(x_0)]_R &= \cos \alpha [f_A^{11}(x_0)]_R - \sin \alpha [f_V^{12}(x_0)]_R, \\
[f_{P'}^{11}(x_0)]_R &= [f_P^{11}(x_0)]_R, \\
[k_{V'}^{11}(x_0)]_R &= \cos \alpha [k_V^{11}(x_0)]_R - \sin \alpha [k_A^{12}(x_0)]_R, \\
[k_{T'}^{11}(x_0)]_R &= [k_T^{11}(x_0)]_R.
\end{aligned} \tag{3.11}$$

With the SF-boundary fields \mathcal{O}^1 or \mathcal{Q}_k^1 introduced in Subsection 2.1, one expects that in the limit of large x_0 and $T - x_0$ the correlators in eq. (3.11) are dominated by the "pion" and " ρ -meson" states in spatial volume L^3 , respectively.

3.4 The observables of this scaling test

We are now ready to define the scaling observables which we will focus on in the remaining part of this paper.

- **Meson observables**

In terms of the above correlators, eq. (3.11), the estimators of the finite volume pion (PS) and ρ -meson (V) masses read:

$$\begin{aligned}
m_{\text{PS}} &= - \left. \frac{\tilde{\partial}_0 [f_{P'}^{11}]_R}{[f_{P'}^{11}]_R} \right|_{x_0=T/2}, & \tilde{m}_{\text{PS}} &= - \left. \frac{\tilde{\partial}_0 [f_{A'}^{11}]_R}{[f_{A'}^{11}]_R} \right|_{x_0=T/2}, \\
m_V &= - \left. \frac{\tilde{\partial}_0 [k_{V'}^{11}]_R}{[k_{V'}^{11}]_R} \right|_{x_0=T/2}, & \tilde{m}_V &= - \left. \frac{\tilde{\partial}_0 [k_{T'}^{11}]_R}{[k_{T'}^{11}]_R} \right|_{x_0=T/2}.
\end{aligned} \tag{3.12}$$

It should be noted that at finite T the quantities m_{PS} and m_V need not coincide with \tilde{m}_{PS} and \tilde{m}_V , respectively, because they may receive contributions from states heavier than the finite volume pion or ρ -meson.

The estimators of the finite volume pion and ρ -meson decay constants read

$$\begin{aligned}
\eta_{\text{PS}} &= [f_1^{11}]_R^{-1/2} C_{\text{PS}} [f_{A'}^{11}(x_0)]_R \Big|_{x_0=T/2}, \\
\tilde{\eta}_{\text{PS}} &= [f_1^{11}]_R^{-1/2} \tilde{C}_{\text{PS}} [f_{A'}^{11}(x_0)]_R \Big|_{x_0=T/2}, \\
\eta_V &= [f_1^{11}]_R^{-1/2} C_V [k_{V'}^{11}(x_0)]_R \Big|_{x_0=T/2}, \\
\tilde{\eta}_V &= [f_1^{11}]_R^{-1/2} \tilde{C}_V [k_{V'}^{11}(x_0)]_R \Big|_{x_0=T/2},
\end{aligned} \tag{3.13}$$

where the normalization constants C_{PS} and C_{V} are given by

$$C_{\text{PS}} = \frac{2}{\sqrt{L^3 m_{\text{PS}}}}, \quad C_{\text{V}} = \frac{2}{\sqrt{L^3 m_{\text{V}}^3}}. \quad (3.14)$$

The constants \tilde{C}_{PS} and \tilde{C}_{V} are defined analogously in terms of \tilde{m}_{PS} and \tilde{m}_{V} . The normalization constant C_{PS} is chosen such that $\eta_{\text{PS}} \rightarrow F_\pi$ as $T = 2L \rightarrow \infty$. In the same limit the quantity η_{V} , due to its unphysical normalization, does not approach the (inverse) decay constant of the ρ -meson, but one may expect the cutoff effects to be similar to those of the properly normalized estimator of $1/F_\rho$. Analogous remarks hold for the quantities $\tilde{\eta}_{\text{PS}}$ and $\tilde{\eta}_{\text{V}}$, which differ from η_{PS} and η_{V} only by their normalization.

- **PCVC and PCAC quark masses**

The PCVC and PCAC operator relations of renormalized tmQCD, which follow from the flavour chiral Ward identities [2], imply corresponding relations among the renormalized SF correlators introduced above:

$$\tilde{\partial}_0[f_{\text{V}}^{12}(x_0)]_{\text{R}} = -2\mu_{\text{R}}[f_{\text{P}}^{11}(x_0)]_{\text{R}} \quad (3.15)$$

and

$$\tilde{\partial}_0[f_{\text{A}}^{11}(x_0)]_{\text{R}} = 2m_{\text{R}}[f_{\text{P}}^{11}(x_0)]_{\text{R}}. \quad (3.16)$$

As a consequence of the improvement of the bulk action and relevant operators, at finite lattice spacing a the cutoff effects on these relations are $\mathcal{O}(a^2)$, even without improving the SF-boundary action and fields.

A way of checking the size of the residual cutoff effects in the PCVC relation, eq. (3.15), is to consider the quantity

$$r_{\text{PCVC}} = \frac{\mu_{\text{q}}}{\bar{\mu}}, \quad (3.17)$$

where $\bar{\mu}$ is the estimate of the bare current twisted mass obtained from the SF correlators:

$$\bar{\mu} = -Z_{\text{V}}(1 + b_{\text{V}}am_{\text{q}}) \left. \frac{\tilde{\partial}_0 f_{\text{V}}^{12}(x_0)}{2f_{\text{P}}^{11}(x_0)} \right|_{x_0=T/2}. \quad (3.18)$$

In the definition of $\bar{\mu}$ we have left out the improvement coefficients that are only perturbatively known². Close to the continuum limit we expect:

$$r_{\text{PCVC}} = 1 - am_{\text{R}}Z_{\text{m}}^{-1}[b_{\text{P}} + b_{\mu} + ZZ_{\text{V}}\tilde{b}_{\text{V}}] + \mathcal{O}(a^2), \quad (3.19)$$

where $Z = Z_{\text{m}}Z_{\text{P}}/Z_{\text{A}}$ (see e.g. Ref. [12] for a recent non-perturbative estimate of Z as a function of g_0^2). In view of the very small values of am_{R} that correspond to $L/a \geq 8$ and $Lm_{\text{R}} = 0.020$, the cutoff effects on r_{PCVC} should be dominated by the terms $\mathcal{O}(a^2)$, and the sensitivity to the combination $[b_{\text{P}} + b_{\mu} + ZZ_{\text{V}}\tilde{b}_{\text{V}}] \simeq \mathcal{O}(1)$ should hence be very small. Our data (see Section 4) confirm this expectation.

²However, a non-perturbative estimate of b_{P} at $\beta = 6$ and $\beta = 6.2$ has been given in Ref. [13].

The PCAC relation, eq. (3.16), is instead exploited to evaluate the renormalized standard mass, which is defined by

$$m_{\text{R}} \equiv \frac{\tilde{\partial}_0[f_{\text{A}}^{11}(x_0)]_{\text{R}}}{2[f_{\text{P}}^{11}(x_0)]_{\text{R}}} \Big|_{x_0=T/2}. \quad (3.20)$$

One could of course evaluate m_{R} by eq. (I.2.5) and eq. (I.2.8), but then the absolute accuracy on Lm_{R} is essentially limited by the accuracy on $m_{\text{c}} = m_{\text{c}}(g_0^2)$. Turning the argument around, one can exploit the determination of m_{R} obtained from eq. (3.20) to estimate the critical quark mass m_{c} , which is independent of α up to cutoff effects [2]. Within the tmQCD regularization, the estimate of m_{c} can be performed for any β with no singularities in the computation of quark propagators by working at very small values of m_{R} and reasonable finite values of μ_{R} . Moreover from Ref. [3] it can be argued that an $O(a)$ improved evaluation of m_{c} in lattice tmQCD requires the non-perturbative knowledge of a certain combination of the improvement coefficients \tilde{b}_{A} and \tilde{b}_{m} :

$$\tilde{b}_{\text{m}} - (ZZ_{\text{V}})^{-1}\tilde{b}_{\text{A}}.$$

Work in this direction is currently in progress by the Tor Vergata APE group [14].

4 Numerical details and results

The basic idea of any scaling test is to approach the continuum limit along a line in bare parameter space where all renormalized parameters are kept constant, which is achieved here by the renormalization conditions specified in Subsection 3.1. Under these conditions the renormalized and (almost) $O(a)$ improved observables that we introduced in Subsection 3.4 are expected to depend on a/L only and converge to a well-defined continuum limit as $a/L \rightarrow 0$ with (almost) no scaling violations linear in a/L .

4.1 Renormalization constants and improvement coefficients

The renormalization conditions for the gauge coupling, eq. (3.1), and for the two quark mass parameters, eq. (3.2), where the scheme dependence arises only from Z_{P} , are sufficient to render ultraviolet finite the observables introduced in Subsection 3.4. Indeed, no observables depend on the boundary field renormalization factor $Z_{\zeta}(1 + b_{\zeta}am_{\text{q}})$, as well as on the product $Z_{\text{T}}(1 + b_{\text{T}}am_{\text{q}})$. Concerning Z_{A} and Z_{V} , which are needed to remove lattice artifacts that vanish more slowly than a as $a \rightarrow 0$, we employ the available non-perturbative estimates from Ref. [17]. Since all these renormalization constants are defined either at the chiral point of quenched QCD or in the Yang-Mills $\text{SU}(3)$ theory, we have actually set up a non-perturbative quark mass independent scheme.

In order to further reduce the scaling violations of our observables, we have to give proper values to all the relevant improvement coefficients. In the limit of large time extent T of the SF system, the $O(a)$ improvement of the bulk action and operators is sufficient to improve the scaling observables defined in Subsection 3.4. As we actually work at $T \simeq 1.5$ fm, this statement remains valid only for the quantity r_{PCVC} , eq. (3.17). The remaining scaling observables, which are defined at $x_0 = T/2$, are indeed not

completely dominated by the pion or the ρ -meson state and hence do still depend on the details of the SF-boundary fields. As a consequence, the $O(a)$ improvement of the SF boundary action and fields can not be neglected.

Let us start with the coefficients that are relevant for the improvement of the massless theory. We employ the non-perturbative estimates of c_{sw} , c_A and c_V computed in Refs. [18,19], while setting c_T to its one-loop value³ [20]. As for the improvement of the SF-boundaries, the only coefficients relevant for our study are c_t and \tilde{c}_t , which are both set to their one-loop values [21,22]. We discuss below the impact of reasonable changes of these values on our scaling observables.

In view of the very small values of am_R corresponding to $Lm_R = 0.020$, the improvement coefficients multiplying counterterms that are linear in am_R need not be very precisely tuned. Nevertheless, we adopted non-perturbative estimates of $b_A - b_P$ [12] and b_V [20], and one-loop estimates for b_A and b_P [20], whereas b_T is not necessary at all for the improvement of our observables. It should be noted that, due to the quark mass renormalization conditions (3.2), which entail $\alpha \simeq \pi/2$, the correlator $[f_{A'}^{11}(x_0)]_R$ depends on b_A only via a term proportional to $am_R \cos \alpha \ll 1$. For the same reason, the ratio $\tilde{\delta}_0[k_{V'}^{11}]_R/[k_{V'}^{11}]_R$ and thus m_V are almost independent of b_A .

Among the improvement coefficients that multiply counterterms of order $a\mu_R$ [3], in this scaling test we only need to properly tune \tilde{b}_A , eq. (I.2.10), \tilde{b}_V , eq. (I.2.11), and \tilde{b}_1 , eq. (I.3.6). Moreover, since the set of improvement coefficients $\{\tilde{b}_1, \tilde{b}_m, b_\mu, \tilde{b}_A, \tilde{b}_V\}$ is actually redundant, as explained in Ref. [3], one of them can be arbitrarily prescribed. For practical reasons that are specific to this scaling test, we find it convenient to set $\tilde{b}_1(g_0^2) \equiv 1$ exactly. We can then completely forget about the corresponding $O(a)$ boundary counterterms. Concerning \tilde{b}_A , \tilde{b}_V and b_μ , they are set to the one-loop values [3] that follow from the above prescription of \tilde{b}_1 , i.e.

$$\tilde{b}_A = 0.0213g_0^2, \quad \tilde{b}_V = 0.0053g_0^2, \quad b_\mu = -0.0440g_0^2. \quad (4.1)$$

We remark that the counterterm proportional to b_μ is of order am_R , while \tilde{b}_m is not needed at all for this study. It remains to be checked a posteriori whether the residual $O(a\mu_R)$ effects are significant in comparison to the higher order scaling violations and the statistical uncertainties of our observables.

4.2 Simulation parameters and analysis of the raw data

In order to check the size of the scaling violations in our observables and the rate of the approach to the continuum limit, we perform simulations with four different lattice resolutions in the range $2\text{GeV} \leq 1/a \leq 4\text{GeV}$, while enforcing the renormalization conditions detailed above. Throughout the whole analysis we adopt the definitions of the renormalization constants and the improvement coefficients specified in Subsection 4.1 and evaluate them at the values of $\beta = 6/g_0^2$ chosen for our simulations.

An overview of the bare parameters, the corresponding renormalized parameters and the accumulated statistics is given in Table 1. The values of L/r_0 and $L\mu_R$ follow from our choice of bare parameters, and the quoted uncertainties stem from the statistical errors on a/r_0 [10] and on $Z_P = Z_P(q)$ [15], respectively. The uncertainty on Lm_R

³We recall that c_T is only relevant for the improvement of \tilde{m}_V and $\tilde{\eta}_V$.

reflects instead the statistical error on the SF correlators in eq. (3.20), which in turn is a combination of the statistical errors on the bare SF correlators, as evaluated via simulations of lattice tmQCD, and the known ratio Z_A/Z_P . Our Monte Carlo simula-

set	L/a	β	$a\mu_q$	κ	L/r_0	$L\mu_R$	Lm_R	N_{meas}
A	8	6.0	0.01	0.134952	1.490(6)	0.1529(8)	0.0228(23)	7680
B	10	6.14	0.00794	0.135614	1.486(7)	0.1530(8)	0.0203(30)	2880
C	12	6.26	0.00659	0.135742	1.495(7)	0.1530(8)	0.0201(23)	3072
D	16	6.47	0.00493	0.135611	1.488(7)	0.1529(8)	0.0180(24)	1680

Table 1: *The bare and renormalized parameters for our data sets and the number (N_{meas}) of computed SF quark propagators on decorrelated gauge backgrounds.*

tions of quenched lattice tmQCD are performed on the APE100 parallel computers with 32–256 nodes at INFN Milan and DESY Zeuthen. The parallelization of the program and the machine topology allow us to simulate several independent replica of the smaller systems (i.e. A,B and C in Table 1) at the same time. The computational effort needed for the present scaling test amounts to about 75 Gflops \times days.

The gauge configurations are generated using a standard hybrid overrelaxation algorithm. The single iteration is defined by one heatbath step followed by $N_{\text{OR}} = L/2a + 1$ microcanonical reflection steps. The correlation functions are evaluated by averaging over sequential gauge field configurations separated by 50 iterations. For the computation of the quark propagators $H_+(x)$ entering our observables, we use the BiCGStab inversion algorithm with SSOR preconditioning [16]. As a stopping criterion for the inversion algorithm we require the square norm of the dynamical residue, as defined in Ref. [16], to be 10^{13} times smaller than the square norm of the solution. For the finest lattice spacing considered, convergence is always reached within a number of BiCGStab iterations between 80 and 120.

A binning analysis of our data shows that for all simulation points consecutive measurements of the correlation functions (in the above specified sense) can be effectively taken as statistically independent. As our observables are non-linear combination of the basic correlation functions, we adopt a single-elimination jackknife procedure for the evaluation of their statistical errors.

4.3 Continuum limit extrapolations

By the above analysis procedure we obtain the results for r_{PCVC} shown in Figure 1 and the values of the meson observables quoted in Table 2.

The errors on our results for r_{PCVC} already take into account the small statistical uncertainty⁴ on Z_V , whereas the product $b_V am_q \ll 1$ is taken with no error. Inspection of Figure 1 immediately reveals that the residual cutoff effects of order am_R –see eq. (3.19)– are completely negligible with respect to the very small statistical errors and higher order scaling violations. The very tiny mismatch between the values of Lm_R and

⁴We neglect here the tiny systematic uncertainties associated to the determination of Z_V : see Ref. [17] for details.

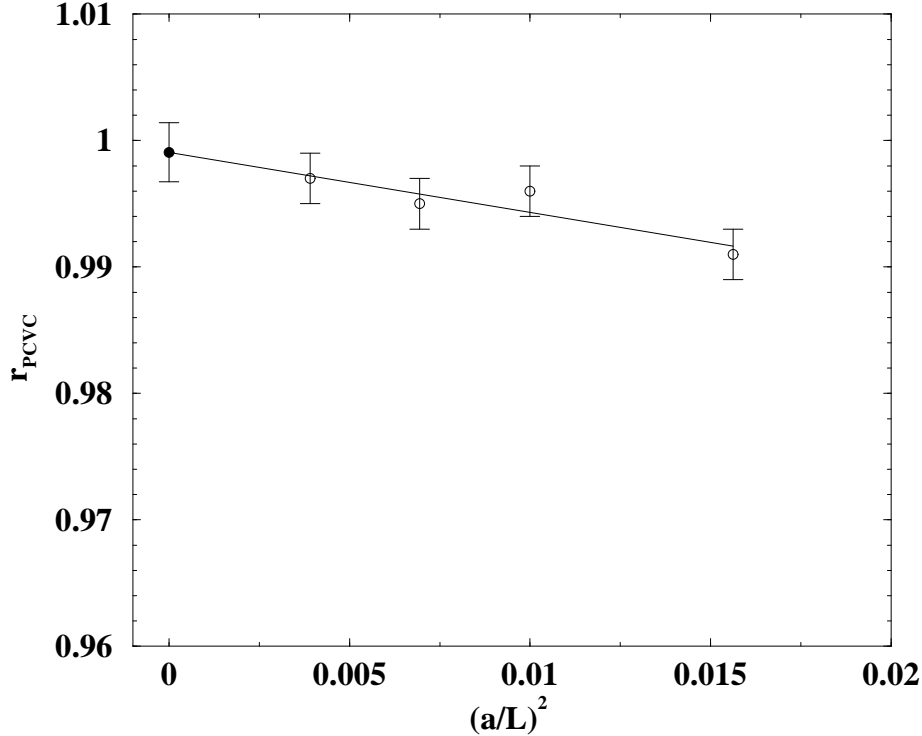


Figure 1: Our results for r_{PCVC} and their continuum limit, obtained by fitting the four data points to a first order polynomial in $(a/L)^2$.

the nominal value 0.020 is hence completely negligible in this case. Moreover, due to its very definition, r_{PCVC} is independent of Z_P and c_V . We hence conclude that for $\alpha \simeq \pi/2$ and the values of $a\mu_q$ that are relevant for (quenched) QCD in the chiral regime, the PCVC relation shows surprisingly small cutoff effects and is effectively $O(a)$ improved once the proper value of c_{sw} is employed.

In the case of our meson observables, which may be quite sensitive to mismatches and uncertainties in the renormalization conditions as well as to uncanceled $O(a)$ cutoff effects stemming from the SF-boundaries, we have performed a slightly more refined analysis before producing scaling plots and attempting continuum extrapolations. The starting point of this further analysis is represented by Table 2, which is directly obtained from the simulation data by considering all the renormalization constants and improvement coefficients with no error. The quoted errors arise just from the statistical fluctuations of the observables over the samples of gauge configurations produced at the bare parameters of Table 1. The remaining uncertainties are taken into account as follows.

- **Uncertainties on the renormalization and improvement coefficients**

The observables \tilde{m}_{PS} and m_V have a very tiny dependence on Z_A/Z_V which disappears in the limit $\alpha \rightarrow \pi/2$. Since $\alpha \simeq \pi/2$, the would-be decay constants of the pion and the ρ -meson are almost proportional to Z_V and Z_A , respectively. The statistical uncertainties on Z_V and Z_A [17], which are of about 0.01% and 1% of

set	$m_{\text{PS}}L$	$m_V L$	$\eta_{\text{PS}}L$	η_V
A	1.866(14)	2.693(18)	0.5419(34)	0.1528(21)
B	1.805(21)	2.652(27)	0.5570(56)	0.1565(34)
C	1.831(21)	2.646(28)	0.5514(53)	0.1615(36)
D	1.825(27)	2.648(35)	0.5510(70)	0.1601(46)
set	$\tilde{m}_{\text{PS}}L$	$\tilde{m}_V L$	$\tilde{\eta}_{\text{PS}}L$	$\tilde{\eta}_V$
A	1.713(8)	2.398(12)	0.5654(25)	0.1817(21)
B	1.667(11)	2.337(19)	0.5793(38)	0.1889(34)
C	1.680(10)	2.345(19)	0.5751(36)	0.1933(34)
D	1.659(13)	2.323(25)	0.5779(49)	0.1949(47)

Table 2: "Raw" results for our meson observables: the quoted errors arise just from statistical fluctuations over our samples of gauge configurations.

the mean values, respectively, are added quadratically to the errors in Table 2. The systematic uncertainties on Z_V and Z_A [17] are shown separately as errors on the continuum limit extrapolations, see Table 4.

The uncertainties on the improvement coefficients that are needed to subtract effects of order $a\mu_q$ or am_q can safely be neglected, as we work with $a\mu_q \leq 0.01$ and am_q one order of magnitude smaller than $a\mu_q$. Concerning the uncertainties on c_A , c_V and c_T , their statistical errors represent very tiny effects, whereas the intrinsic $O(a)$ ambiguity of these coefficients by definition affects any scaling observables only at $O(a^2)$. Nevertheless, in the case of c_V , for which the available non-perturbative estimates at low values of β are non-small (of order 0.1) and significantly different from each other, one might want to check⁵ the effect of employing for our observables the one-loop value [20] or the non-perturbative estimate by Ref. [13] rather than the value determined in Ref. [19].

By definition, among our observables, only $m_V L$, η_V and $\tilde{\eta}_V$ depend on c_V . The dependence on c_V is due to the contribution from $[k_V^{11}(x_0)]_R$ to the correlator $[k_V^{11}(x_0)]_R$. Since this term comes with a factor of $\cos \alpha$, see eq. (3.11), one can expect that for our choice of renormalized quark mass parameters, eq. (3.2), the c_V -dependent contribution to $[k_V^{11}(x_0)]_R$ is quite small. Indeed, at $\beta = 6$ we find

$$m_V L = 2.697(18) , \quad \eta_V = 0.1547(21) , \quad \tilde{\eta}_V = 0.1845(21) \quad (4.2)$$

with the one-loop value of c_V and

$$m_V L = 2.696(18) , \quad \eta_V = 0.1541(21) , \quad \tilde{\eta}_V = 0.1835(21) \quad (4.3)$$

with the non-perturbative value of c_V given in Ref. [13]. Comparing with the values quoted in Table 2 (set A), we see that on $m_V L$ the effect of using the value of c_V by Ref. [13] is negligibly small, while the analogous effect on η_V and $\tilde{\eta}_V$ is less than one standard deviation. Moreover, employing the one-loop value of c_V at $\beta = 6.26$ we observe deviations from the results of Table 2 that are smaller by

⁵We thank the referee for suggesting this check.

about a factor of two than the corresponding deviations found at $\beta = 6$. We hence conclude that the choice of the non-perturbative definition of c_V is not important for the scaling behaviour of our observables.

The available non-perturbative estimates of c_A are smaller than the corresponding ones of c_V by at least a factor of four. Among our scaling observables only $\tilde{m}_{\text{PS}}L$, $\eta_{\text{PS}}L$ and $\tilde{\eta}_{\text{PS}}L$ depend on c_A , and the dependence vanishes as $\alpha \rightarrow \pi/2$. The situation is hence similar to the case of c_V . Concerning the error associated with the use of one-loop values for c_T , we just remark that the non-perturbative estimate given in Ref. [13] at $\beta = 6$ is not much larger than the one-loop value, which is about 0.02, and affected by large relative uncertainties.

In view of these remarks and for the sake of simplicity, in our analysis we have neglected all uncertainties on the values of the improvement coefficients.

- **Uncertainties on Lm_{R}**

By extra simulations at the same bare parameters as those of the point A in Table 1, but with values of κ such that $Lm_{\text{R}} \simeq 0.010$ and $Lm_{\text{R}} \simeq 0.034$, we estimate the derivatives of our meson observables with respect to Lm_{R} . All derivatives are of order 1 and compatible with zero within errors. These estimates are employed to (slightly) move the central values of the observables, so that the nominal renormalization condition $Lm_{\text{R}} = 0.020$ is exactly matched, and to add quadratically to the statistical errors the uncertainties arising from the quoted error on Lm_{R} . The effect of this correction is however very tiny, as well as the modification of the errors on the meson observables.

- **Uncertainties on $L\mu_{\text{R}}$**

By extra simulations at the same bare parameters as those of the point A in Table 1, but with values of μ_{q} such that $L\mu_{\text{R}} \simeq 0.140$ and $L\mu_{\text{R}} \simeq 0.168$, we estimate the derivatives of our meson observables with respect to $L\mu_{\text{R}}$. All derivatives take values between 0.5 and 3, with relative errors less than 10%. The estimated uncertainties are employed to add quadratically to the statistical errors the uncertainties arising from the quoted error on $L\mu_{\text{R}}$. The corresponding increase of the statistical errors on the meson observables is significant only in the case of η_{PS} and $\tilde{\eta}_{\text{PS}}$.

- **Uncertainties on L/r_0**

By an extra simulation at the same bare parameters as those of the point A in Table 1, but for $\beta = 6.06$ and a value of κ such to maintain $Lm_{\text{R}} \ll L\mu_{\text{R}}$, we finally estimate the derivatives of our meson observables with respect to L/r_0 . We obtain estimates of order 1 for the would-be meson masses, of about 0.3 for η_{PS} and $\tilde{\eta}_{\text{PS}}$ and smaller than 0.1 for η_{V} and $\tilde{\eta}_{\text{V}}$. The relative errors on these estimates are of about 10%, except for the derivatives of η_{V} and $\tilde{\eta}_{\text{V}}$ which have much larger relative errors. Also in this case, the estimated derivatives (or conservative upper bounds on them) are employed to add quadratically to the statistical errors the uncertainties arising from the quoted error on L/r_0 . The corresponding increase of the statistical errors on the meson observables is typically not larger than half the standard deviations in Table 2.

set	$m_{\text{PS}}L$	$m_V L$	$\eta_{\text{PS}}L$	η_V
A	1.861(18)	2.688(22)	0.5434(53)	0.1534(29)
B	1.805(22)	2.652(29)	0.5570(68)	0.1565(38)
C	1.831(22)	2.646(30)	0.5514(67)	0.1615(40)
D	1.828(29)	2.652(37)	0.5499(82)	0.1596(50)
set	$\tilde{m}_{\text{PS}}L$	$\tilde{m}_V L$	$\tilde{\eta}_{\text{PS}}L$	$\tilde{\eta}_V$
A	1.704(12)	2.395(18)	0.5686(47)	0.1823(30)
B	1.667(13)	2.337(22)	0.5793(53)	0.1889(39)
C	1.680(13)	2.345(22)	0.5751(52)	0.1933(40)
D	1.665(16)	2.324(29)	0.5756(62)	0.1944(51)

Table 3: Final results for our meson observables: the standard deviations given in parentheses account for all the uncertainties that we discuss in the text.

We present the outcome of this analysis in Table 3 and plot the same results versus $(a/L)^2$ in the Figures 2–5. In view of the almost complete implementation of non-perturbative $O(a)$ improvement, for each observable we perform a least squares fit of the data to a polynomial of first order in $(a/L)^2$. The fit line and the extrapolated continuum values with their uncertainty are also shown in the mentioned plots. The values of the χ^2 per degree of freedom are of order 1 for all the fits we did, and in most cases smaller than 1. The observed scaling violations of our meson observables are hence apparently compatible with an $O(a)$ improved approach to the continuum limit.

In Table 4 we quote the extrapolated continuum limit values for all our meson observables, together with the relative deviations of these values from the values measured at $a \simeq 0.1$ fm (point A of Table 1). These relative deviations, which can be considered as a measure of the size of the lattice artifacts, are indeed fairly small and of the same order of magnitude as the analogous relative deviations observed under similar conditions at $\alpha = 0$ [5]. We remark that the largest relative scaling violation is observed for $\tilde{\eta}_V$, an observable which was not considered in Ref. [5] and might be affected by residual $O(a)$ cutoff effects due to the poor knowledge of c_T . Indeed, both $\tilde{\eta}_V$ and $\tilde{m}_V L$, which are the only observables that depend on c_T , show relative scaling violations larger than their c_T -independent counterparts, η_V and $m_V L$.

$m_{\text{PS}}L$	$m_V L$	$\eta_{\text{PS}}L$	η_V
1.801(28)	2.624(37)	0.5572(83)[15]	0.1641(49)[6]
3.3%	2.4%	2.5%	6.5%
$\tilde{m}_{\text{PS}}L$	$\tilde{m}_V L$	$\tilde{\eta}_{\text{PS}}L$	$\tilde{\eta}_V$
1.651(17)	2.295(28)	0.5805(65)[15]	0.2001(50)[7]
3.2%	4.4%	2.1%	8.9%

Table 4: Continuum limit values of our meson observables and their relative deviations from the values at $\beta = 6$. The additional errors due to small systematic uncertainties in the non-perturbative estimates of Z_V and Z_A are shown in square brackets.

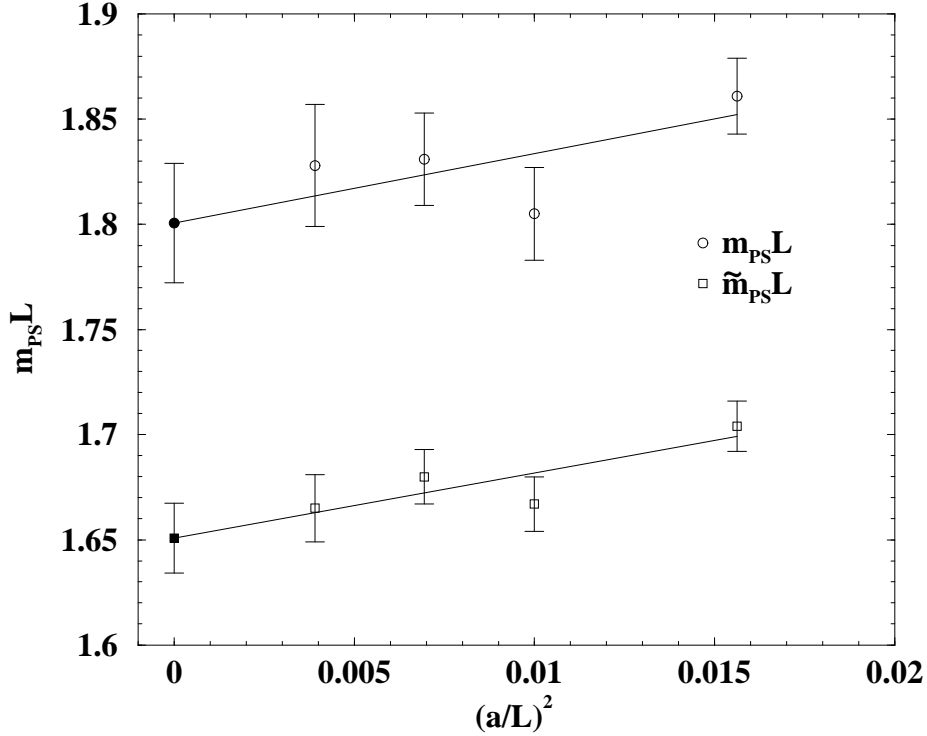


Figure 2: Scaling behaviour and continuum extrapolation for $m_{\text{PS}}L$ and $\tilde{m}_{\text{PS}}L$.

4.4 Residual $O(a)$ cutoff effects

The fact that the dependence on a/L of our scaling observables, for the considered values of β and within relative statistical errors of 1–2%, can consistently be described as purely quadratic does not imply the complete absence of cutoff effects linear in a/L . We can only conclude that they are small enough to be not clearly visible in our data, which in some cases might also be due to accidental cancellations between different $O(a)$ cutoff effects. These remarks do not apply to the case of r_{PCVC} , where the cutoff effects linear in a/L are expected to be fully negligible, and are actually not seen in the data with statistical errors of a few permille.

On the remaining scaling observables, the only quantitatively significant $O(a)$ effects may arise from possibly inappropriate values given either to c_t and \tilde{c}_t or to \tilde{b}_V and \tilde{b}_A . In the latter case the effects are proportional to $a\mu_q$, which is never larger than 0.01, whereas the effects arising from the use of perturbative values for c_t and \tilde{c}_t are suppressed in the limit of large T (and are thereby irrelevant for physical applications). The lacking knowledge of the non-perturbative values of these improvement coefficients makes any estimate of these uncanceled $O(a)$ effects rather subjective. However, in order to disentangle the various residual $O(a)$ effects and get a rough idea of their magnitude, we have looked at the influence of independent variations of \tilde{b}_V , \tilde{b}_A , c_t and \tilde{c}_t on our observables.

When varying \tilde{b}_V from its one-loop value, eq. (4.1), to a value of order 1, we observe at $\beta = 6$ a change of a few standard deviations in \tilde{m}_{PS} , η_{PS} and $\tilde{\eta}_{\text{PS}}$, and no changes

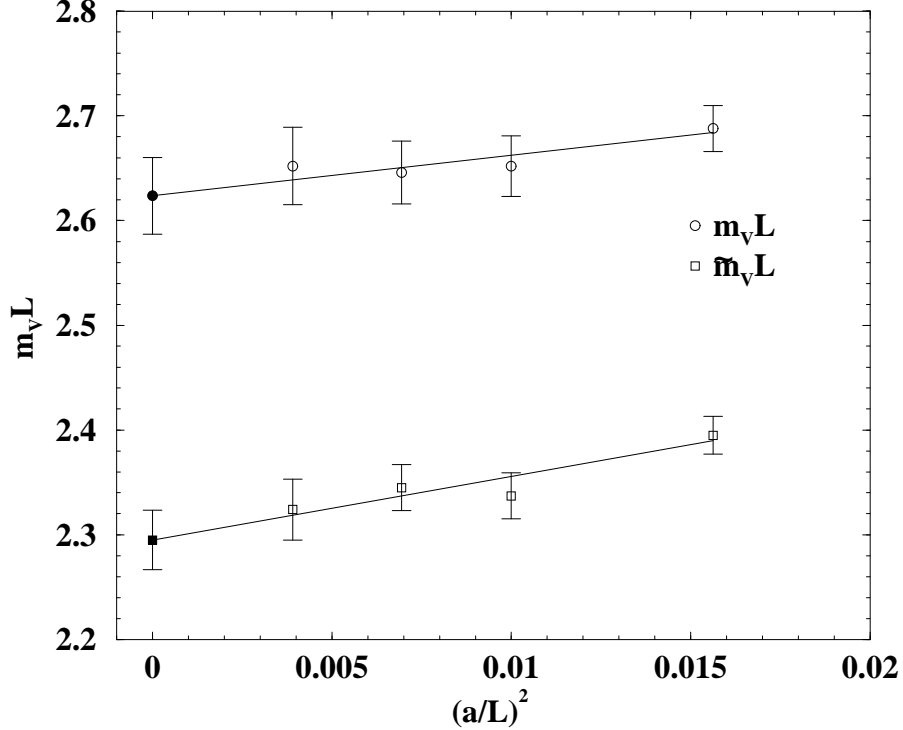


Figure 3: *Scaling behaviour and continuum extrapolation for $m_V L$ and $\tilde{m}_V L$.*

elsewhere. If we instead vary \tilde{b}_A from its one-loop value, eq. (4.1), to a value of order 1, we note at $\beta = 6$ a change of about one standard deviation in Lm_R , η_V and $\tilde{\eta}_V$, and negligible changes in all other quantities.

Varying the values of c_t and \tilde{c}_t requires to perform extra simulations. We have hence repeated the simulations at the bare parameters of point A and point C of Table 1 by changing either the value of c_t or the value of \tilde{c}_t . Following Ref. [5], we have chosen the new values of c_t and \tilde{c}_t so that $c_t - 1$ and $\tilde{c}_t - 1$ are about 2 and 10 times, respectively, larger than the values employed in our scaling test. A variation of c_t by this amount induces no statistically significant changes in our meson observables. Under the mentioned variation of \tilde{c}_t ,

$$\tilde{c}_t = 1 - 0.018g_0^2 \quad \longrightarrow \quad \tilde{c}_t = 1 - 0.180g_0^2,$$

we do see statistically significant changes in a few observables, namely $\tilde{m}_{PS}L$, $\eta_{PS}L$ and $\tilde{\eta}_{PS}L$. At $\beta = 6$ (point A of Table 1) the observed changes amount to 4–6% of the mean values of these observables, whereas at $\beta = 6.26$ (point C of Table 1) the relative changes are smaller by a factor of 1.5, i.e. they scale proportionally to a/L as expected. If one propagates the changes observed at $\beta = 6$ and $\beta = 6.26$ to the other values of β considered in this work (by assuming that they are proportional to a/L), and then tries to fit the resulting values of $\tilde{m}_{PS}L$, $\eta_{PS}L$ and $\tilde{\eta}_{PS}L$ for $\tilde{c}_t = 1 - 0.180g_0^2$ to a constant plus a term $\propto (a/L)^2$, still reasonably good fits are obtained.

These quantitative checks about the influence of reasonable changes of \tilde{b}_V , \tilde{b}_A , c_t and \tilde{c}_t on the meson scaling observables, together with the possibility of accidental

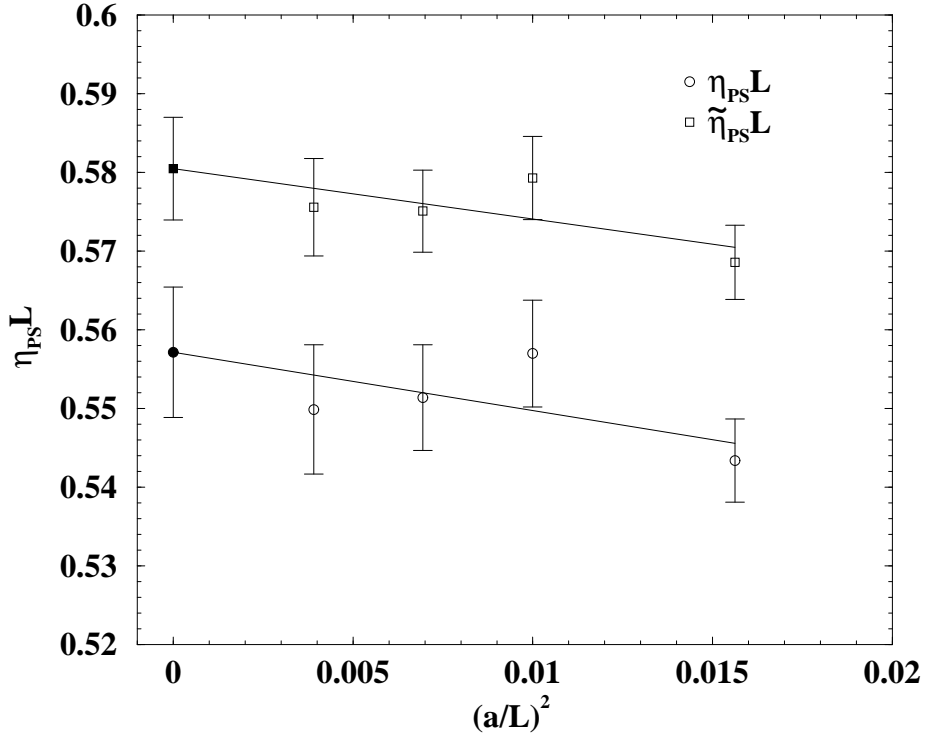


Figure 4: *Scaling behaviour and continuum extrapolation for $\eta_{\text{PS}}L$ and $\tilde{\eta}_{\text{PS}}L$.*

cancellations, show that our results in Subsection 4.3 are compatible with the presence of residual $O(a)$ cutoff effects, which may individually have a relative magnitude of a few percents. On the other end, fitting the results of Table 3 to a polynomial of second order in a/L yields continuum limit values that are consistent with those in Table 4, but with much larger uncertainties. As it is clear from Figures 2–5, the coefficient of the term $\propto a/L$ always takes values that are consistent with zero within errors.

5 Conclusions

We have presented a scaling test for some representative hadronic observables in the pseudoscalar and vector meson channels computed in quenched lattice twisted mass QCD with Schrödinger functional boundary conditions. We have also studied an observable that allows to quantify the lattice cutoff effects in the PCVC relation, which is non-trivial due to $\mu_q \neq 0$. To get accurate results at moderate computational effort, an intermediate-volume system of physical size $0.75^3 \times 1.5 \text{ fm}^4$ has been considered.

We find that in the parameter region specified by $\beta \geq 6$, $L\mu_R = 0.153 \gg Lm_R = 0.020$ and $T = 2L \simeq 1.5 \text{ fm}$ the $O(a)$ improvement programme of tmQCD can be successfully implemented, although non-perturbative estimates of \tilde{b}_V and \tilde{b}_A are still missing. The size of the observed scaling violations, which range from 0.5% to 9% depending on the observables, is acceptably small and comparable to the size of the cutoff effects observed in standard lattice QCD with Wilson quarks. Studies of lattice tmQCD in larger spatial volume, $L = 1.5\text{--}2.2 \text{ fm}$, confirm that the pseudoscalar and

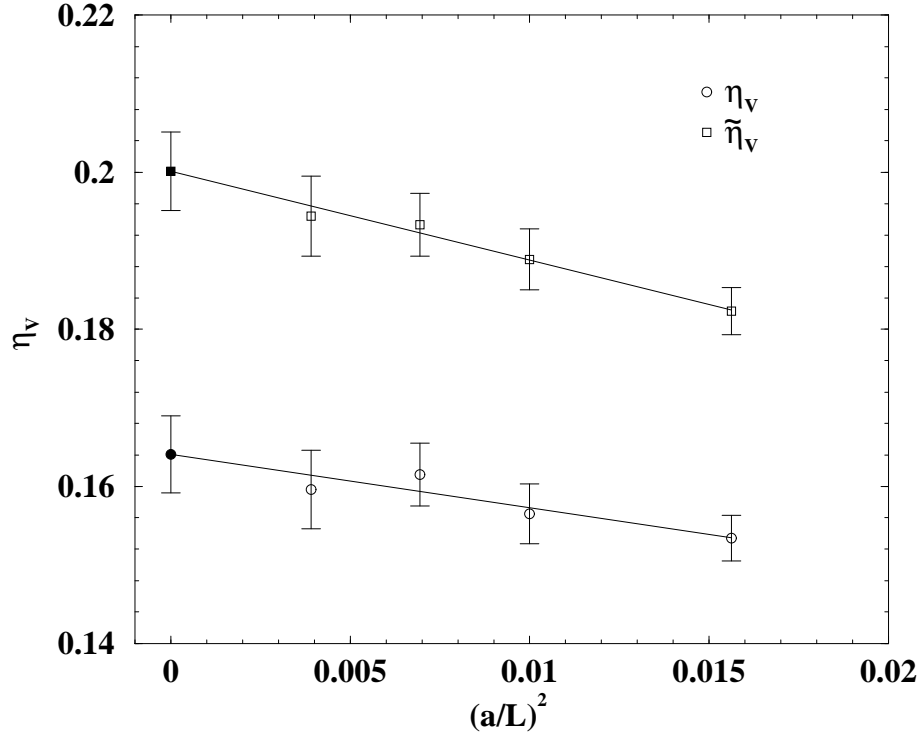


Figure 5: *Scaling behaviour and continuum extrapolation for η_V and $\tilde{\eta}_V$.*

vector meson channels can be studied well in the chiral regime by simulations at $\beta \geq 6$ with small scaling violations [11].

Since this work represents the first non-perturbative study of lattice tmQCD, it is worthwhile to emphasize that we employ completely standard lattice techniques and find the computational effort to be essentially the same as for Wilson quarks with standard mass parameterization. These findings, which have little to do with our particular choice of boundary conditions, are basically due to the simple flavour structure of the considered correlation functions (see Subsection 2.2) and the good performance of the BiCGStab solver in the explored parameter region (see Table 1). Following Ref. [3], the renormalization of the twisted mass parameter turns out to be easy in practice, because it can be traced back to the renormalization of the non-singlet pseudoscalar density in the massless theory.

Of course it would be interesting to perform similar scaling tests of lattice tmQCD for different choices of the physical parameters: e.g. at $L = 0.75$ fm but $T > 2L$, in order to render the $O(a)$ improvement of the SF boundaries unimportant, or at higher values of $\mu_R r_0$, as well as for the lattice theory with two twisted light quarks and one heavier standard quark, which is relevant for the study of kaon physics [23,2]. Some work in this direction is planned for the near future.

Acknowledgements

This work is part of the ALPHA Collaboration research programme. We thank DESY and INFN for allocating computer time on the APE100 machines to this project, and the staff of the DESY computer centre at Zeuthen for their support. Moreover we are grateful to R. Sommer for several discussions.

M. Della Morte and R. Frezzotti thank MURST for support.

References

- [1] R. Frezzotti, P. A. Grassi, S. Sint and P. Weisz, Nucl. Phys. B (Proc. Suppl.) 83-84 (2000) 941.
- [2] R. Frezzotti, P. A. Grassi, S. Sint and P. Weisz, JHEP 0108 (2001) 058.
- [3] R. Frezzotti, S. Sint and P. Weisz, JHEP 0107 (2001) 048.
- [4] K. Symanzik, Nucl. Phys. B266 (1983) 187 and 205.
- [5] J. Heitger, Nucl. Phys. B557 (1999) 309.
- [6] J. Garden, J. Heitger, R. Sommer and H. Wittig, Nucl. Phys. B571 (2000) 237.
- [7] M. Della Morte, R. Frezzotti, J. Heitger and S. Sint, Nucl. Phys. (Proc. Suppl.) 94 (2001) 617.
- [8] M. Lüscher, S. Sint, R. Sommer and P. Weisz, Nucl. Phys. B478 (1996) 365.
- [9] R. Sommer, Nucl. Phys. B411 (1994) 839.
- [10] M. Guagnelli, R. Sommer and H. Wittig, Nucl. Phys. B535 (1998) 398.
- [11] M. Della Morte, R. Frezzotti and J. Heitger, work in preparation.
- [12] M. Guagnelli, R. Petronzio, J. Rolf, S. Sint, R. Sommer and U. Wolff, Nucl. Phys. B595 (2001) 44.
- [13] T. Bhattacharya, R. Gupta, W. Lee and S. Sharpe, Phys. Rev. D63: 074505, 2001.
- [14] Tor Vergata APE Group, work in preparation.
- [15] S. Capitani, M. Lüscher, R. Sommer and H. Wittig, Nucl. Phys. B544 (1999) 669.
- [16] M. Guagnelli and J. Heitger, Comput. Phys. Commun. 130 (2000) 12.
- [17] M. Lüscher, S. Sint, R. Sommer and H. Wittig, Nucl. Phys. B491 (1997) 344.
- [18] M. Lüscher, S. Sint, R. Sommer, P. Weisz, U. Wolff, Nucl. Phys. B491 (1997) 323.
- [19] M. Guagnelli and R. Sommer, Nucl. Phys. B (Proc. Suppl.) 63 (1998) 886;
M. Guagnelli, private communication.

- [20] S. Sint and P. Weisz, Nucl. Phys. B502 (1997) 251; Nucl. Phys. (Proc. Suppl.) 63 (1998) 856.
- [21] M. Lüscher, R. Narayanan, P. Weisz and U. Wolff, Nucl. Phys. B384 (1992) 168.
- [22] M. Lüscher, P. Weisz, Nucl. Phys. B479 (1996) 429.
- [23] S. Sint, talk given at the workshop on "Current Theoretical Problems in Lattice Field Theory", Ringberg, Germany, 2–8 April 2000; ALPHA Collaboration, work in progress.