

Inclusive Charm Production in Two-Photon Collisions at LEP

The L3 Collaboration

Abstract

The cross section of charm production in $\gamma\gamma$ collisions $\sigma(e^+e^- \rightarrow e^+e^-c\bar{c}X)$ is measured at LEP with the L3 detector at centre-of-mass energies from 91 GeV to 183 GeV. Charmed hadrons are identified by electrons and muons from semi-leptonic decays. The direct process $\gamma\gamma \rightarrow c\bar{c}$ is found to be insufficient to describe the data. The measured cross section values and event distributions require contributions from resolved processes, which are sensitive to the gluon density in the photon.

Submitted to *Phys. Lett. B*

1 Introduction

The production of heavy quarks in two-photon collisions consists mainly of charm quarks. Because of their smaller electric charge and larger mass, the production of b-quarks is expected to be suppressed by more than two orders of magnitude relative to the production of charm quarks [1]. The measurement of charm production in two-photon collisions provides a good test of QCD because the large physical scale set by the charm quark mass makes the perturbative calculations reliable. At LEP energies, the direct and resolved processes (Figure 1) are predicted to give comparable contributions to the cross section [1]. The contributions to charm production from soft processes described by the Vector Dominance Model (VDM) and from doubly resolved processes are expected to be small. The resolved photon cross section is dominated by the photon-gluon fusion diagram $\gamma g \rightarrow c\bar{c}$. The production rate of charm quarks in two-photon collisions depends on the charm quark mass and on the gluon density in the photon. Measurements of charm production in two-photon collisions were done at PEP, PETRA, TRISTAN and LEP [2–8], where charm quarks were identified by charged D^* mesons, inclusive electrons or muons and K_S^0 mesons.

In this paper we present the result of the measurement of the $e^+e^- \rightarrow e^+e^-c\bar{c}X$ cross section by the L3 experiment at $\sqrt{s} = 91$ GeV and at energies above the Z mass. We identify charm quarks by tagging electrons ^{*)} and muons from semi-leptonic charm decays. The data correspond to a total integrated luminosity of $\mathcal{L} = 165$ pb⁻¹. For the first time the charm production cross section is measured at more than one energy in a single experiment.

2 Selection of Hadronic Two-Photon Events

The L3 detector has been described in detail in Ref. [9]. The event selection is done in two steps. The first one selects hadronic final states produced in two-photon collisions, and the second identifies a charm quark. Hadronic two-photon events are selected by cuts on the number of tracks, the visible energy and the visible mass. The visible energy, E_{vis} , is the sum of the energies measured in the calorimeters and that of the muons measured in the muon spectrometer. The visible mass, W_{vis} , of the event is calculated from the four-momentum vectors of the measured particles (tracks and calorimetric clusters). All particles are considered to be pions except for electromagnetic (EM) clusters identified as photons. We require at least five tracks in each event; the visible energy has to be less than $0.38\sqrt{s}$ and the visible mass has to be greater than 3 GeV. As one can see in Figures 2a and 2b, the cut on E_{vis} separates the two-photon from annihilation processes which are characterized by high visible energy. The background from $e^+e^- \rightarrow e^+e^-\tau^+\tau^-$ and $e^+e^- \rightarrow \tau^+\tau^-$ events is highly suppressed by the five tracks requirement.

The analysis is limited to untagged events with small photon virtuality. Events are excluded when the most energetic cluster in the L3 luminosity monitor has an energy greater than $0.4 E_{\text{beam}}$. Thus the interacting photons are quasi-real: $\langle Q^2 \rangle \cong 0.1 \text{ GeV}^2$, where $-Q^2$ is the invariant mass squared of the virtual photon.

The numbers of events selected at different energies are given in Table 1. Background sources are the two-photon process $e^+e^- \rightarrow e^+e^-\tau^+\tau^-$ simulated with the JAMVG [10] Monte Carlo generator, and the annihilation processes $e^+e^- \rightarrow Z/\gamma \rightarrow q\bar{q}$, simulated with JETSET 7.3 [11] at $\sqrt{s} = 91$ GeV and with PYTHIA 5.7 [12] at energies above the Z mass. The process $e^+e^- \rightarrow \tau^+\tau^-$ is simulated with KORALZ [13], and, at higher energies, $e^+e^- \rightarrow W^+W^-$ with

^{*)}Electron stands for electron or positron throughout this paper.

KORALW [14]. After the hadron selection, the background from the annihilation processes and the two-photon production of tau pairs is about 2% at $\sqrt{s} = 91$ GeV and is below 1% at higher energies. The background at $\sqrt{s} = 91$ GeV is dominated by the $e^+e^- \rightarrow Z \rightarrow q\bar{q}$ process.

The PYTHIA Monte Carlo simulates two-photon events according to the current knowledge of hadronic interactions obtained by pp and γp studies [12]. The two-photon processes are generated with massless ($m_q = 0$) matrix elements [15]. The resolved process uses the SaS1d photon structure function [16]. We have implemented the two-photon luminosity function in the equivalent photon approximation (EPA) which has a cutoff: $Q^2 < m_\rho^2$ [17].

The detector simulation was performed by a GEANT-based description of the L3 detector [18]. The Monte Carlo events are reconstructed in the same way as the data.

3 Electron Selection

To identify charm-quark production, we search for an electron with momentum greater than 0.6 GeV in the polar angle range $|\cos \theta| < 0.9$. Electron candidates are selected as follows:

- The EM cluster matches to a track; the difference between the azimuthal angles estimated from the shower barycentre and from the track impact point at the calorimeter must be smaller than 20 mrad.
- To confirm that a shower in the EM calorimeter is created by an electron, the distribution of energies measured in the crystals of the calorimeter are compared to that of an EM cluster using a χ^2 test.
- The cluster must also satisfy the condition $0.85 < E_t/p_t < 1.20$ (Figure 3), where E_t is the projection of the energy of the cluster on the r - ϕ plane and p_t is the transverse momentum of the track as measured in the central tracker. This condition rejects more than 95% of the hadrons (mainly pions) while keeping more than 90% of the electrons. The average resolutions for the selected electron candidates are 4.6% on p_t and 3.3% on E_t .
- The distance of closest approach of the track to the average position of the e^+e^- collision point in the r - ϕ plane must be less than 0.5 mm.

The inclusive electron cross section in the fiducial volume of $|\cos \theta| < 0.9$, with a momentum greater than 0.6 GeV and $W_{\gamma\gamma} > 3$ GeV is calculated as:

$$\Delta\sigma_e = \frac{[(N_{\text{obs}}^{\text{lept}} - N_{\text{bkg}}^{\text{lept}}) P_e] - N_{\text{conv}}}{\mathcal{L} \epsilon_{\text{trig}} \epsilon_e}. \quad (1)$$

The variables are defined as follows:

- $N_{\text{obs}}^{\text{lept}}$ is the number of events in the data after the final electron selection.
- ϵ_{trig} is the trigger efficiency which is determined from the data using a set of independent triggers.
- $N_{\text{bkg}}^{\text{lept}}$ is the number of background events estimated from Monte Carlo which do not originate from two-photon hadronic interactions.

- N_{conv} is the estimated number of γ -conversion electrons. This background comprises about 22% of the selected electron sample.
- \mathcal{L} is the total integrated luminosity.
- ϵ_e , the electron selection efficiency, is the fraction of electrons generated within $|\cos \theta| < 0.9$, with a momentum greater than 0.6 GeV and $W_{\gamma\gamma} > 3$ GeV which remains after final selection.
- P_e is the electron purity in the selected sample.

The number of observed events is given in Table 1. The trigger efficiencies range from $87 \pm 1\%$ at $\sqrt{s} = 91$ GeV to $79 \pm 1\%$ at $\sqrt{s} = 183$ GeV. The background from the annihilation processes and the two-photon production of tau pairs is 10% at $\sqrt{s} = 91$ GeV and is about 1% at higher energies. We assume that this background has the same trigger efficiencies as the hadronic two-photon signal events. The electron selection efficiency is about 10%; the electron purity is 85%. Both fractions are estimated using the PYTHIA Monte Carlo.

The measured cross sections, $\Delta\sigma_e$, are given in Table 1. We observe an increase of the cross section with increasing beam energy. The dominant systematic errors are from the uncertainty on background subtraction, selection efficiency and cut variation. In Figure 4, the differential cross section at 183 GeV is plotted as a function of the transverse momentum of the electron. The prediction (normalized to the number of data events) from the PYTHIA Monte Carlo for inclusive charm production and background is also shown. The shape of the distribution is in agreement with the prediction. Leptons from semi-leptonic decays of charm quarks are on average more energetic than leptons from non-charm two-photon processes, therefore the charm purity increases with the transverse momentum. The absolute prediction for the number of events is 10% (60%) too small at $\sqrt{s} = 91$ GeV (183 GeV). However this difference has no effect on the cross section measurements as only the selection efficiency from the Monte Carlo is used in the cross section calculation.

4 Muon Selection

The muon candidate is required to have a momentum greater than 2 GeV because only such muons can penetrate the calorimeters and reach the muon chambers. In order to suppress the contribution from the annihilation processes, we require the muon momentum to be less than $0.2 E_{\text{beam}}$. The angular acceptance is limited to $|\cos \theta| < 0.9$.

After all cuts are applied, 57, 16 and 52 events remain at the centre-of-mass energies $\sqrt{s} = 91$ GeV, 167 GeV and 183 GeV, respectively. The inclusive muon cross section is calculated for $|\cos \theta| < 0.9$, a momentum greater than 2 GeV and $W_{\gamma\gamma} > 3$ GeV. The muon selection efficiency, ϵ_μ , is estimated to be 33%; the muon purity, P_μ , is 100%. The trigger efficiency is higher by a factor 1.08 than in the case of the electron selection due to the higher momentum cut. The measured cross sections, $\Delta\sigma_\mu$, are given in Table 1. The background from annihilation processes and two-photon production of tau pairs is 24% at $\sqrt{s} = 91$ GeV and about 5% at higher energies. Systematic errors arise from the uncertainty on background subtraction, selection efficiency, trigger efficiency and cut variation. The statistical error is dominant for this measurement and amounts to about 16% at $\sqrt{s} = 91$ GeV and 183 GeV.

5 Results

The total cross section of inclusive charm production is calculated from the following equation:

$$\sigma = \frac{(N_{\text{obs}}^{\text{lept}} - N_{\text{bkg}}^{\text{lept}}) \pi_c}{\mathcal{L} \epsilon_{\text{trig}} \epsilon'_c}. \quad (2)$$

The charm selection efficiency, ϵ'_c , is the fraction of charm events selected by the lepton tag analysis relative to the events generated in the full phase space. The charm purity, π_c , is defined as:

$$\pi_c = \frac{N_c^{\text{lept}}}{N_c^{\text{lept}} + N_{\text{nc}}^{\text{lept}}}. \quad (3)$$

In order to be less dependent on the Monte Carlo flavour composition (charm to non-charm fraction), the charm purity can be rewritten as:

$$\pi_c = (1 - \frac{\epsilon_{\text{nc}}}{\epsilon_d}) / (1 - \frac{\epsilon_{\text{nc}}}{\epsilon_c}), \quad (4)$$

where the ϵ_c (ϵ_{nc}) is the fraction of charm (N_c^{lept} (non-charm $N_{\text{nc}}^{\text{lept}}$) events, accepted by the final selection from the charm (non-charm) events obtained after the hadronic selection. The quantity ϵ_d is defined by the relation:

$$\epsilon_d = \frac{N_c^{\text{lept}} + N_{\text{nc}}^{\text{lept}}}{N_c^{\text{had}} + N_{\text{nc}}^{\text{had}}} = \frac{N_{\text{obs}}^{\text{lept}} - N_{\text{bkg}}^{\text{lept}}}{N_{\text{obs}}^{\text{had}} - N_{\text{bkg}}^{\text{had}}} \quad (5)$$

and can thus be determined directly from the data. The equation (4) is obtained by noticing that the total number of selected hadronic events $N_c^{\text{had}} + N_{\text{nc}}^{\text{had}}$ can be expressed as:

$$\frac{N_c^{\text{lept}} + N_{\text{nc}}^{\text{lept}}}{\epsilon_d} = \frac{N_c^{\text{lept}}}{\epsilon_c} + \frac{N_{\text{nc}}^{\text{lept}}}{\epsilon_{\text{nc}}}. \quad (6)$$

The charm purity is about 0.60 for electrons and about 0.65 for muons. The purity calculated with the use of ϵ_d from the data gives on average a value about 10% higher than the estimate using only the Monte Carlo. For the electron sample, the charm selection efficiency ϵ'_c increases from 0.44% at $\sqrt{s} = 91$ GeV to 0.53% at $\sqrt{s} = 183$ GeV. This efficiency is much lower for the muon sample, about 0.05% at all energies, due to the higher momentum cut.

The cross sections are given in Table 2 with statistical and systematic uncertainties. Systematic errors arise from the uncertainty on background subtraction, selection efficiencies, trigger efficiency and cut variation. The dominant systematic errors for the electron sample are from the cut variation (from 9.5% at $\sqrt{s} = 91$ GeV to 6.5% at $\sqrt{s} = 183$ GeV) and selection efficiencies (from 12.6% at $\sqrt{s} = 91$ GeV to 5.9% at $\sqrt{s} = 183$ GeV). The dominant systematic error for the muon sample comes from selection efficiencies (from 24.2% at $\sqrt{s} = 91$ GeV to 18.4% at $\sqrt{s} = 183$ GeV).

The charm production cross sections are obtained with the PYTHIA Monte Carlo using a massless quark matrix element calculation. The effect of the use of massive matrix elements is tested by using the PYTHIA Monte Carlo events generated with the charm mass $m_c = 1.6$ GeV. Since the cross section values are dependent on the ratio of the charm purity to the charm selection efficiency, π_c/ϵ'_c , we compare the value of this ratio using the massless matrix elements to the ratios obtained from the massive matrix elements approach. Within statistics they are the same.

The PYTHIA Monte Carlo is the only generator available which includes all hadronic two-photon processes relevant in this analysis. The QED JAMVG program generates only the direct process. To better understand possible systematics due to the different models, we have compared the values of π_c/ϵ'_c for the direct process as given by PYTHIA and by JAMVG. There is agreement within 10% which is comparable with the statistical uncertainty. However, for low momenta as seen in the case of the electron selection, the value of π_c/ϵ'_c for the direct process is two times higher than that for the resolved process.

The most sensitive distributions where predictions for direct and resolved processes are different are found to be the visible mass, the track multiplicity, the transverse momentum of the lepton and the energy flow spectra [19]. A comparison of the visible mass distribution in data with the expectations of the direct and all two-photon processes for the high statistics electron sample at $\sqrt{s} = 183$ GeV is given in Figure 5. The direct process decreases more quickly than the resolved process with increasing visible mass. In Figure 6, we plot the energy flow as a function of the pseudorapidity, $\eta = -\ln(\tan(\frac{\theta}{2}))$, where θ is the polar angle of the particle. A clear difference in shape can be seen between the distributions for the direct and resolved processes for $|\eta| > 1$, where the direct process alone is insufficient to describe the data.

The total inclusive charm production cross sections are plotted in Figure 7 together with previous measurements [2–8]. For the purpose of comparison, the published results of different experiments were extrapolated to the total charm cross sections using the procedure of Ref. [20]. The data are compared to the predictions of Ref. [1]. The dashed line corresponds to the direct process, NLO QCD calculations, while the solid line shows the QCD prediction for the sum of direct and resolved processes calculated to NLO accuracy. The direct process depends upon the heavy-quark mass and the QCD coupling constant. The prediction is calculated using a charm mass of 1.3 GeV; the open charm threshold energy is set to 3.8 GeV. The theory prediction for the resolved process was calculated with the parton density function of Glück-Reya-Vogt [21]. Using the Drees-Grassie [22] parametrization for the photon parton density results in a decrease of the cross section of 9% for $m_c = 1.3$ GeV and of 3% for $m_c = 1.7$ GeV. The renormalization scale was chosen to be the charm mass. A change in the renormalization scale from m_c to $2m_c$ decreases the QCD prediction by 30% (15%) for $m_c = 1.3$ (1.7) GeV. The uncertainties in the calculations indicate that it is not possible to determine the mass of the charm quark simply by measuring the total charm cross section.

6 Conclusions

The cross section for inclusive charm production in two-photon collisions, $\sigma(e^+e^- \rightarrow e^+e^-c\bar{c}X)$, is measured with the L3 detector at $91 \text{ GeV} \leq \sqrt{s} \leq 183 \text{ GeV}$. The cross section increases with energy as expected by QCD predictions.

The direct process $\gamma\gamma \rightarrow c\bar{c}$ is insufficient to describe the data, even if real and virtual gluon corrections are included. The cross sections and the event distributions require contributions from the resolved processes which are dominantly $\gamma g \rightarrow c\bar{c}$. The data therefore require a significant gluon content in the photon.

Acknowledgments

We wish to express our gratitude to the CERN accelerator divisions for the excellent performance of the LEP machine. We also acknowledge and appreciate the effort of all the engineers,

technicians and support staff who have participated in the construction and maintenance of this experiment. We would like to thank Alex Finch and Michael Krämer for providing us with the program for the cross section calculation.

Author List

The L3 Collaboration:

M.Acciarri,²⁶ P.Achard,¹⁸ O.Adriani,¹⁵ M.Aguilar-Benitez,²⁵ J.Alcaraz,²⁵ G.Alemanni,²¹ J.Allaby,¹⁶ A.Aloisio,²⁸ M.G.Alvigi,²⁸ G.Ambrosi,¹⁸ H.Anderhub,⁴⁷ V.P.Andreev,^{6,36} T.Angelescu,¹² F.Anselmo,⁹ A.Arefiev,²⁷ T.Azemoon,³ T.Aziz,¹⁰ P.Bagnaia,³⁵ L.Baksay,⁴² A.Balandras,⁴ R.C.Ball,³ S.Banerjee,¹⁰ Sw.Banerjee,¹⁰ K.Banicz,⁴⁴ A.Barczyk,^{47,45} R.Barillere,¹⁶ L.Barone,³⁵ P.Bartalini,²¹ M.Basile,⁹ R.Battiston,³² A.Bay,²¹ F.Becattini,¹⁵ U.Becker,¹⁴ F.Behner,⁴⁷ J.Berdugo,²⁵ P.Berges,¹⁴ B.Bertucci,³² B.L.Betev,⁴⁷ S.Bhattacharya,¹⁰ M.Biasini,³² A.Biland,⁴⁷ J.J.Blaising,⁴ S.C.Blyth,³³ G.J.Bobbink,² R.Bock,¹ A.Böhm,¹ L.Boldizsar,¹³ B.Borgia,^{16,35} D.Bourilkov,⁴⁷ M.Bourquin,¹⁸ S.Braccini,¹⁸ J.G.Branson,³⁸ V.Brigljevic,⁴⁷ F.Brochu,⁴ A.Buffini,¹⁵ A.Buijs,⁴³ J.D.Burger,¹⁴ W.J.Burger,³² J.Busenitz,⁴² A.Button,³ X.D.Cai,¹⁴ M.Campanelli,⁴⁷ M.Capell,¹⁴ G.Cara Romeo,⁹ G.Carlino,²⁸ A.M.Cartacci,¹⁵ J.Casaus,²⁵ G.Castellini,¹⁵ F.Cavallari,³⁵ N.Cavallo,²⁸ C.Cecchi,¹⁸ M.Cerrada,²⁵ F.Cesaroni,²² M.Chamizo,²⁵ Y.H.Chang,⁴⁹ U.K.Chaturvedi,¹⁷ M.Chemarin,²⁴ A.Chen,⁴⁹ G.Chen,⁷ G.M.Chen,⁷ H.F.Chen,¹⁹ H.S.Chen,⁷ X.Chereau,⁴ G.Chiefari,²⁸ L.Cifarelli,³⁷ F.Cindolo,⁹ C.Civinini,¹⁵ I.Clare,¹⁴ R.Clare,¹⁴ G.Coignet,⁴ A.P.Colijn,² N.Colino,²⁵ S.Costantini,⁸ F.Cotorobai,¹² B.de la Cruz,²⁵ A.Csilling,¹³ T.S.Dai,¹⁴ J.A.van Dalen,³⁰ R.D'Alessandro,¹⁵ R.de Asmundis,²⁸ P.Deglon,¹⁸ A.Degré,⁴ K.Deiters,⁴⁵ D.della Volpe,²⁸ P.Denes,³⁴ F.DeNotaristefani,³⁵ A.De Salvo,⁴⁷ M.Diemoz,³⁵ D.van Dierendonck,² F.Di Lodovico,⁴⁷ C.Dionisi,^{16,35} M.Dittmar,⁴⁷ A.Dominguez,³⁸ A.Doria,²⁸ M.T.Dova,^{17,4} D.Duchesneau,⁴ D.Dufournand,⁴ P.Duinker,² I.Duran,³⁹ H.El Mamouni,²⁴ A.Engler,³³ F.J.Eppling,¹⁴ F.C.Erne,² P.Extermann,¹⁸ M.Fabre,⁴⁵ R.Faccini,³⁵ M.A.Falagan,²⁵ S.Falciano,³⁵ A.Favara,¹⁵ J.Fay,²⁴ O.Fedin,³⁶ M.Felcini,⁴⁷ T.Ferguson,³³ F.Ferroni,³⁵ H.Fesefeldt,¹ E.Fiandrini,³² J.H.Field,¹⁸ F.Filthaut,¹⁶ P.H.Fisher,¹⁴ I.Fisk,³⁸ G.Forconi,¹⁴ L.Fredj,⁸ K.Freudenreich,⁴⁷ C.Furetta,²⁶ Yu.Galaktionov,^{27,14} S.N.Ganguli,¹⁰ P.Garcia-Abia,⁵ M.Gataullin,³¹ S.S.Gau,¹¹ S.Gentile,³⁵ N.Gheordanescu,¹² S.Giagu,³⁵ S.Goldfarb,²¹ Z.F.Gong,¹⁹ M.W.Gruenewald,⁸ R.van Gulik,² V.K.Gupta,³⁴ A.Gurtu,¹⁰ L.J.Gutay,⁴⁴ D.Haas,⁵ B.Hartmann,¹ A.Hasan,²⁹ D.Hatzifotiadiou,⁹ T.Hebbeker,⁸ A.Hervé,¹⁶ P.Hidas,¹³ J.Hirschfelder,³³ H.Hofer,⁴⁷ G.Holzner,⁴⁷ H.Hoorani,³³ S.R.Hou,¹⁹ I.Iashvili,⁴⁶ B.N.Jin,⁷ L.W.Jones,³ P.de Jong,¹⁶ I.Josa-Mutuberria,²⁵ R.A.Khan,¹⁷ D.Kamrad,⁴⁶ J.S.Kapustinsky,²³ M.Kaur,^{17,4} M.N.Kienzle-Focacci,¹⁸ D.Kim,³⁵ D.H.Kim,⁴¹ J.K.Kim,⁴¹ S.C.Kim,⁴¹ W.W.Kinnison,²³ J.Kirkby,¹⁶ D.Kiss,¹³ W.Kittel,³⁰ A.Klimentov,^{14,27} A.C.König,³⁰ A.Kopp,⁴⁶ I.Korolko,²⁷ V.Koutsenko,^{14,27} R.W.Kraemer,³³ W.Krenz,¹ A.Kunin,^{14,27} P.Lacentre,^{46,4,4} P.Ladron de Guevara,²⁵ I.Laktineh,²⁴ G.Landi,¹⁵ C.Lapoint,¹⁴ K.Lassila-Perini,⁴⁷ P.Laurikainen,²⁰ A.Lavorato,³⁷ M.Lebeau,¹⁶ A.Lebedev,¹⁴ P.Lebun,²⁴ P.Lecomte,⁴⁷ P.Lecoq,¹⁶ P.Le Coultre,⁴⁷ H.J.Lee,⁸ J.M.Le Goff,¹⁶ R.Leiste,⁴⁶ E.Leonardi,³⁵ P.Levtchenko,³⁶ C.Li,¹⁹ C.H.Lin,⁴⁹ W.T.Lin,⁴⁹ F.L.Linde,^{2,16} L.Lista,²⁸ Z.A.Liu,⁷ W.Lohmann,⁴⁶ E.Longo,³⁵ Y.S.Lu,⁷ K.Lübelsmeyer,¹ C.Luci,^{16,35} D.Luckey,¹⁴ L.Luminari,³⁵ W.Lustermann,⁴⁷ W.G.Ma,¹⁹ M.Maity,¹⁰ G.Majumder,¹⁰ L.Malgeri,¹⁶ A.Malinin,²⁷ C.Maña,²⁵ D.Mangeol,³⁰ P.Marchesini,⁴⁷ G.Mariani,^{42,4} J.P.Martin,²⁴ F.Marzano,³⁵ G.G.G.Massarò,² K.Mazumdar,¹⁰ R.R.McNeil,⁶ S.Mele,¹⁶ L.Merola,²⁸ M.Meschini,¹⁵ W.J.Metzger,³⁰ M.von der Mey,¹ D.Migani,⁹ A.Mihul,¹² H.Milcent,¹⁶ G.Mirabelli,³⁵ J.Mnich,¹⁶ P.Molnar,⁸ B.Monteoloni,¹⁵ T.Moulik,¹⁰ G.S.Muanza,²⁴ F.Muheim,¹⁸ A.J.M.Muijs,² S.Nahn,¹⁴ M.Napolitano,²⁸ F.Nessi-Tedaldi,⁴⁷ H.Newman,³¹ T.Niessen,¹ A.Nippe,²¹ A.Nisati,³⁵ H.Nowak,⁴⁶ Y.D.Oh,⁴¹ G.Organtini,³⁵ R.Ostonen,²⁰ C.Palomares,²⁵ D.Pandoulas,¹ S.Paoletti,^{35,16} P.Paolucci,²⁸ H.K.Park,³³ I.H.Park,⁴¹ G.Pascale,³⁵ G.Passaleva,¹⁶ S.Patricelli,²⁸ T.Paul,¹¹ M.Pauluzzi,³² C.Paus,¹⁶ F.Pauss,⁴⁷ D.Peach,¹⁶ M.Pedace,³⁵ Y.J.Pei,¹ S.Pensotti,²⁶ D.Perret-Gallix,⁴ B.Petersen,³⁰ S.Petrak,⁸ D.Piccolo,²⁸ M.Pieri,¹⁵ P.A.Piroué,³⁴ E.Pistoiesi,²⁶ V.Plyaskin,²⁷ M.Pohl,⁴⁷ V.Pojidaev,^{27,15} H.Postema,¹⁴ J.Pothier,¹⁶ N.Produit,¹⁸ D.Prokofiev,³⁶ J.Quartieri,³⁷ G.Rahal-Callot,⁴⁷ N.Raja,¹⁰ P.G.Rancoita,²⁶ G.Raven,³⁸ P.Razis,²⁹ D.Ren,⁴⁷ M.Rescigno,³⁵ S.Reucroft,¹¹ T.van Rhee,⁴³ S.Riemann,⁴⁶ K.Riles,³ A.Robohm,⁴⁷ J.Rodin,⁴² B.P.Roe,³ L.Romero,²⁵ S.Rosier-Lees,⁴ S.Roth,¹ J.A.Rubio,¹⁶ D.Ruschmeier,⁸ H.Rykaczewski,⁴⁷ S.Sakar,³⁵ J.Salicio,¹⁶ E.Sanchez,²⁵ M.P.Sanders,³⁰ M.E.Sarakinos,²⁰ C.Schäfer,¹ V.Schegelsky,³⁶ S.Schmidt-Kaerst,¹ D.Schmitz,¹ N.Scholz,⁴⁷ H.Schopper,⁴⁸ D.J.Schotanus,³⁰ J.Schwenke,¹ G.Schwering,¹ C.Sciacca,²⁸ D.Sciarrino,¹⁸ L.Servoli,³² S.Shevchenko,³¹ N.Shivarov,⁴⁰ V.Shoutko,²⁷ J.Shukla,²³ E.Shumilov,²⁷ A.Shvorob,³¹ T.Siedenburg,¹ D.Son,⁴¹ B.Smith,³³ P.Spillantini,¹⁵ M.Steuer,¹⁴ D.P.Stickland,³⁴ A.Stone,⁶ H.Stone,³⁴ B.Stoyanov,⁴⁰ A.Straessner,¹ K.Sudhakar,¹⁰ G.Sultanov,¹⁷ L.Z.Sun,¹⁹ H.Suter,⁴⁷ J.D.Swain,¹⁷ Z.Szillasi,^{42,4} X.W.Tang,⁷ L.Tauscher,⁵ L.Taylor,¹¹ C.Timmermans,³⁰ Samuel C.C.Ting,¹⁴ S.M.Ting,¹⁴ S.C.Tonwar,¹⁰ J.Tóth,¹³ C.Tully,³⁴ K.L.Tung,⁷ Y.Uchida,¹⁴ J.Ulbricht,⁴⁷ E.Valente,³⁵ G.Vesztergombi,¹³ I.Vetlitsky,²⁷ G.Viertel,⁴⁷ S.Villa,¹¹ M.Vivargent,⁴ S.Vlachos,⁵ H.Vogel,³³ H.Vogt,⁴⁶ I.Vorobiev,^{16,27} A.A.Vorobyov,³⁶ A.Vorvolakos,²⁹ M.Wadhwa,⁵ W.Wallraff,¹⁴ J.C.Wang,¹⁴ X.L.Wang,¹⁹ Z.M.Wang,¹⁹ A.Weber,¹ H.Wilkens,³⁰ S.X.Wu,¹⁴ S.Wynhoff,¹ L.Xia,³¹ Z.Z.Xu,¹⁹ B.Z.Yang,¹⁹ C.G.Yang,⁷ H.J.Yang,⁷ M.Yang,⁷ J.B.Ye,¹⁹ S.C.Yeh,⁵⁰ J.M.You,³³ An.Zalite,³⁶ Yu.Zalite,³⁶ P.Zemp,⁴⁷ Y.Zeng,¹ Z.P.Zhang,¹⁹ G.Y.Zhu,⁷ R.Y.Zhu,³¹ A.Zichichi,^{9,16,17} F.Ziegler,⁴⁶ G.Zilizi.^{42,4}

- 1 I. Physikalisches Institut, RWTH, D-52056 Aachen, FRG[§]
 - III. Physikalisches Institut, RWTH, D-52056 Aachen, FRG[§]
 - 2 National Institute for High Energy Physics, NIKHEF, and University of Amsterdam, NL-1009 DB Amsterdam, The Netherlands
 - 3 University of Michigan, Ann Arbor, MI 48109, USA
 - 4 Laboratoire d'Annecy-le-Vieux de Physique des Particules, LAPP, IN2P3-CNRS, BP 110, F-74941 Annecy-le-Vieux CEDEX, France
 - 5 Institute of Physics, University of Basel, CH-4056 Basel, Switzerland
 - 6 Louisiana State University, Baton Rouge, LA 70803, USA
 - 7 Institute of High Energy Physics, IHEP, 100039 Beijing, China[△]
 - 8 Humboldt University, D-10099 Berlin, FRG[§]
 - 9 University of Bologna and INFN-Sezione di Bologna, I-40126 Bologna, Italy
 - 10 Tata Institute of Fundamental Research, Bombay 400 005, India
 - 11 Northeastern University, Boston, MA 02115, USA
 - 12 Institute of Atomic Physics and University of Bucharest, R-76900 Bucharest, Romania
 - 13 Central Research Institute for Physics of the Hungarian Academy of Sciences, H-1525 Budapest 114, Hungary[‡]
 - 14 Massachusetts Institute of Technology, Cambridge, MA 02139, USA
 - 15 INFN Sezione di Firenze and University of Florence, I-50125 Florence, Italy
 - 16 European Laboratory for Particle Physics, CERN, CH-1211 Geneva 23, Switzerland
 - 17 World Laboratory, FBLJA Project, CH-1211 Geneva 23, Switzerland
 - 18 University of Geneva, CH-1211 Geneva 4, Switzerland
 - 19 Chinese University of Science and Technology, USTC, Hefei, Anhui 230 029, China[△]
 - 20 SEFT, Research Institute for High Energy Physics, P.O. Box 9, SF-00014 Helsinki, Finland
 - 21 University of Lausanne, CH-1015 Lausanne, Switzerland
 - 22 INFN-Sezione di Lecce and Università Degli Studi di Lecce, I-73100 Lecce, Italy
 - 23 Los Alamos National Laboratory, Los Alamos, NM 87544, USA
 - 24 Institut de Physique Nucléaire de Lyon, IN2P3-CNRS, Université Claude Bernard, F-69622 Villeurbanne, France
 - 25 Centro de Investigaciones Energéticas, Medioambientales y Tecnológicas, CIEMAT, E-28040 Madrid, Spain^b
 - 26 INFN-Sezione di Milano, I-20133 Milan, Italy
 - 27 Institute of Theoretical and Experimental Physics, ITEP, Moscow, Russia
 - 28 INFN-Sezione di Napoli and University of Naples, I-80125 Naples, Italy
 - 29 Department of Natural Sciences, University of Cyprus, Nicosia, Cyprus
 - 30 University of Nijmegen and NIKHEF, NL-6525 ED Nijmegen, The Netherlands
 - 31 California Institute of Technology, Pasadena, CA 91125, USA
 - 32 INFN-Sezione di Perugia and Università Degli Studi di Perugia, I-06100 Perugia, Italy
 - 33 Carnegie Mellon University, Pittsburgh, PA 15213, USA
 - 34 Princeton University, Princeton, NJ 08544, USA
 - 35 INFN-Sezione di Roma and University of Rome, "La Sapienza", I-00185 Rome, Italy
 - 36 Nuclear Physics Institute, St. Petersburg, Russia
 - 37 University and INFN, Salerno, I-84100 Salerno, Italy
 - 38 University of California, San Diego, CA 92093, USA
 - 39 Dept. de Física de Partículas Elementales, Univ. de Santiago, E-15706 Santiago de Compostela, Spain
 - 40 Bulgarian Academy of Sciences, Central Lab. of Mechatronics and Instrumentation, BU-1113 Sofia, Bulgaria
 - 41 Center for High Energy Physics, Adv. Inst. of Sciences and Technology, 305-701 Taejeon, Republic of Korea
 - 42 University of Alabama, Tuscaloosa, AL 35486, USA
 - 43 Utrecht University and NIKHEF, NL-3584 CB Utrecht, The Netherlands
 - 44 Purdue University, West Lafayette, IN 47907, USA
 - 45 Paul Scherrer Institut, PSI, CH-5232 Villigen, Switzerland
 - 46 DESY-Institut für Hochenergiephysik, D-15738 Zeuthen, FRG
 - 47 Eidgenössische Technische Hochschule, ETH Zürich, CH-8093 Zürich, Switzerland
 - 48 University of Hamburg, D-22761 Hamburg, FRG
 - 49 National Central University, Chung-Li, Taiwan, China
 - 50 Department of Physics, National Tsing Hua University, Taiwan, China
- [§] Supported by the German Bundesministerium für Bildung, Wissenschaft, Forschung und Technologie
[‡] Supported by the Hungarian OTKA fund under contract numbers T019181, F023259 and T024011.
[¶] Also supported by the Hungarian OTKA fund under contract numbers T22238 and T026178.
^b Supported also by the Comisión Interministerial de Ciencia y Tecnología.
[‡] Also supported by CONICET and Universidad Nacional de La Plata, CC 67, 1900 La Plata, Argentina.
[‡] Supported by Deutscher Akademischer Austauschdienst.
[◇] Also supported by Panjab University, Chandigarh-160014, India.
[△] Supported by the National Natural Science Foundation of China.

References

- [1] M. Drees, M. Krämer, J. Zunft and P.M. Zerwas, Phys. Lett. B **306**, (1993) 371.
- [2] JADE Collab., W. Bartel et al., Phys. Lett. B **184**, (1987) 288.
- [3] TPC/Two-Gamma Collab., M. Alston-Garnjost et al., Phys. Lett. B **252**, (1990) 499.
- [4] TASSO Collab., W. Braunschweig et al., Z. Phys. C **47**, (1990) 499.
- [5] TOPAZ Collab., R. Enomoto et al., Phys. Lett. B **328**, (1994) 535, Phys. Rev. D **50**, (1994) 1879, Phys. Lett. B **341**, (1994) 99, Phys. Lett. B **341**, (1994) 238.
- [6] VENUS Collab., S. Uehara et al., Z. Phys. C **63**, (1994) 213.
- [7] AMY Collab., T. Aso et al., Phys. Lett. B **363**, (1995) 249, Phys. Lett. B **381**, (1996) 372.
- [8] ALEPH Collab., D. Buskulic et al., Phys. Lett. B **355**, (1995) 595.
- [9] L3 Collab., B. Adeva *et al.*, Nucl. Inst. Meth. **A 289** (1990) 35;
M. Acciarri *et al.*, Nucl. Inst. Meth. **A 351** (1994) 300;
M. Chemarin *et al.*, Nucl. Inst. Meth. **A 349** (1994) 345;
I.C. Brock *et al.*, Nucl. Inst. Meth. **A 381** (1996) 236;
A. Adam *et al.*, Nucl. Inst. Meth. **A 383** (1996) 342.
- [10] J.A.M. Vermaseren, Nucl. Phys. B **229**, (1983) 347.
- [11] T. Sjöstrand, Comput. Phys. Commun. **39**, (1986) 347;
T. Sjöstrand and M. Bengtsson, Comput. Phys. Commun. **43**, (1987) 367.
- [12] T. Sjöstrand, Comput. Phys. Commun. **82**, (1994) 74.
- [13] S. Jadach, B.F.L. Ward and Z. Was, Comput. Phys. Commun. **79**, (1994) 503.
- [14] M. Skrzypek, S. Jadach, W. Placzek and Z. Was, Comput. Phys. Commun. **94**, (1996) 216.
- [15] M. Cacciari et al., Nucl. Phys. B **466**, (1996) 173.
- [16] G.A. Schuler and T. Sjöstrand, Z. Phys. C **68**, (1995) 607; Phys. Lett. B **376**, (1996) 193.
- [17] V. M. Budnev et al., Phys. Rep. **15** (1975) 181.
- [18] The L3 detector simulation is based on GEANT Version 3.14; see R. Brun et al., GEANT 3, CERN DD/EE/84-1 (Revised), September 1987 and the GHEISHA program (H. Fesefeld, RWTH Aachen Report PITHA85/02 (1985)) for the simulation of hadronic interactions.
- [19] V.P. Andreev, R.R. McNeil and A.L. Stone, L3 Note 2263 (1998). This L3 Note is available on request from: The L3 secretariat, CERN, CH-1211 Geneva 23, Switzerland. Internet: <http://l3www.cern.ch>
- [20] M. Cacciari et al., in CERN 96-01 Physics at LEP2, edited by G. Altarelli, (1996), v.1, p. 334.

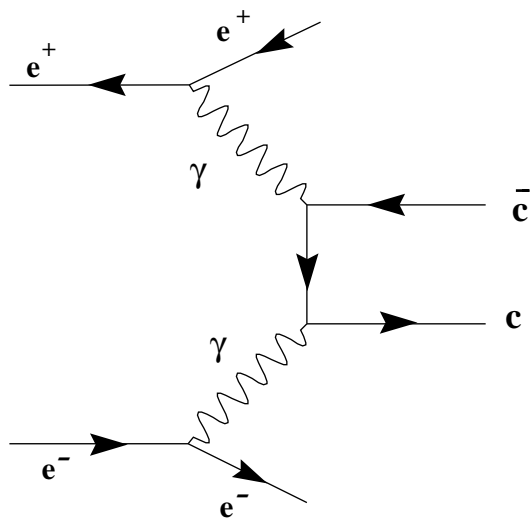
- [21] M. Glück, E. Reya and A. Vogt, Phys. Rev. D **46**, (1992) 1973.
- [22] M. Drees and K. Grassie, Z. Phys. C **28**, (1985) 451.

\sqrt{s} [GeV]	\mathcal{L} [pb ⁻¹]	Hadronic Events	Electron Tag		Muon Tag	
			Events	$\Delta\sigma_e$ [pb]	Events	$\Delta\sigma_\mu$ [pb]
91	79.8	93204	282	25.9 \pm 2.1 \pm 3.7	57	1.64 \pm 0.30 \pm 0.08
130 – 140	12.1	21045	82	71.9 \pm 9.1 \pm 8.1	–	–
161 – 172	21.2	44444	156	64.6 \pm 6.3 \pm 5.9	16	2.31 \pm 0.63 \pm 0.12
183	52.2	116760	433	77.8 \pm 4.4 \pm 5.0	52	3.33 \pm 0.49 \pm 0.16

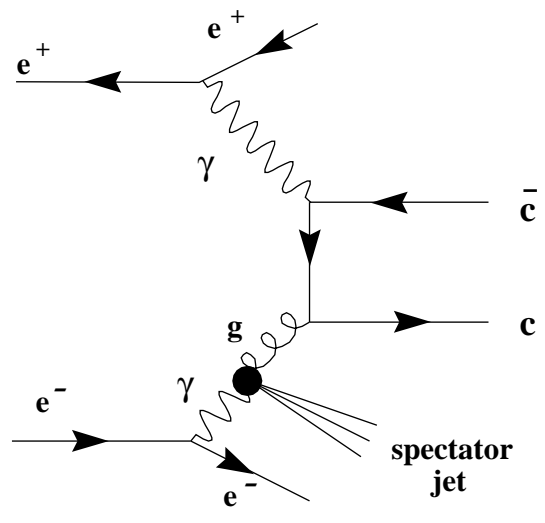
Table 1: Data samples collected by L3 from 1994 to 1997 at $\sqrt{s} = 91$ -183 GeV and the corresponding integrated luminosities \mathcal{L} . The number of selected hadronic events is given together with the number of events selected with the electron or muon tag. The inclusive lepton cross section $\Delta\sigma$ is calculated after subtraction of annihilation and $e^+e^- \rightarrow e^+e^-\tau^+\tau^-$ background in the polar angle region $|\cos\theta| < 0.9$, for a momentum greater than 0.6 (2.0) GeV for electrons (muons) and with $W_{\gamma\gamma} > 3$ GeV. The first error is statistical and the second one is systematic.

\sqrt{s} [GeV]	Electron Tag	Muon Tag	Combined
	σ [nb]	σ [nb]	σ [nb]
91	0.44 \pm 0.06 \pm 0.08	0.60 \pm 0.17 \pm 0.16	0.46 \pm 0.06 \pm 0.07
133	1.36 \pm 0.24 \pm 0.18	–	1.36 \pm 0.24 \pm 0.18
167	1.01 \pm 0.15 \pm 0.11	0.58 \pm 0.36 \pm 0.19	0.94 \pm 0.14 \pm 0.10
183	1.29 \pm 0.11 \pm 0.12	1.26 \pm 0.33 \pm 0.24	1.29 \pm 0.10 \pm 0.11

Table 2: Total cross section values for the process $e^+e^- \rightarrow e^+e^-c\bar{c}X$ at four different energies using electron and muon identification. The statistical and systematic uncertainties are also given. In the last column, the data from both leptons are combined.



Direct



Single Resolved

Figure 1: Diagrams contributing to charm production in $\gamma\gamma$ collisions at LEP. Contributions from other processes, double resolved process and VDM, are predicted to be small at LEP energies [1].

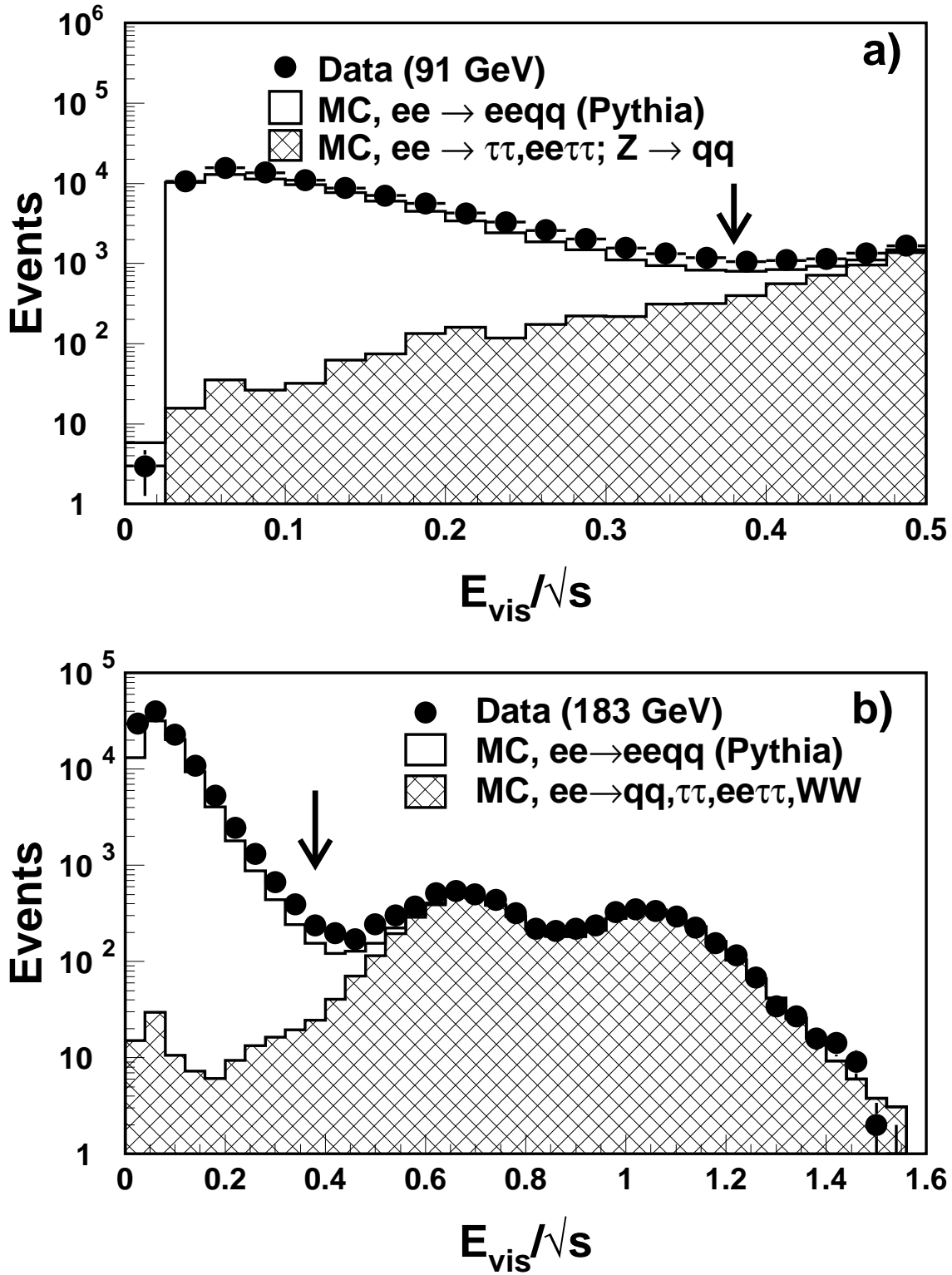


Figure 2: Total visible energy in the data at a) $\sqrt{s} = 91$ GeV and at b) $\sqrt{s} = 183$ GeV. Also shown are the Monte Carlo predictions for two-photon hadron production and the main backgrounds. A cut at $E_{\text{vis}} < 0.38\sqrt{s}$ removes most of the background coming from the annihilation channels. Because of the large Z decay background at $\sqrt{s} = 91$ GeV only the interval $E_{\text{vis}} < 0.5\sqrt{s}$ is shown in a).

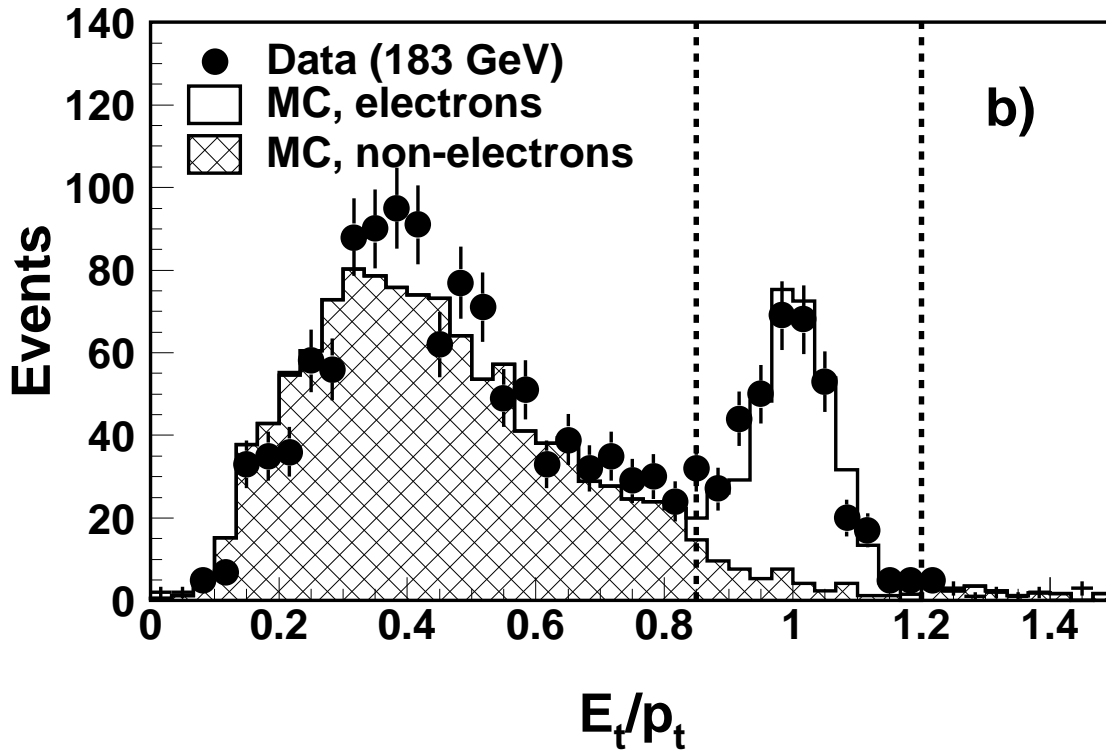
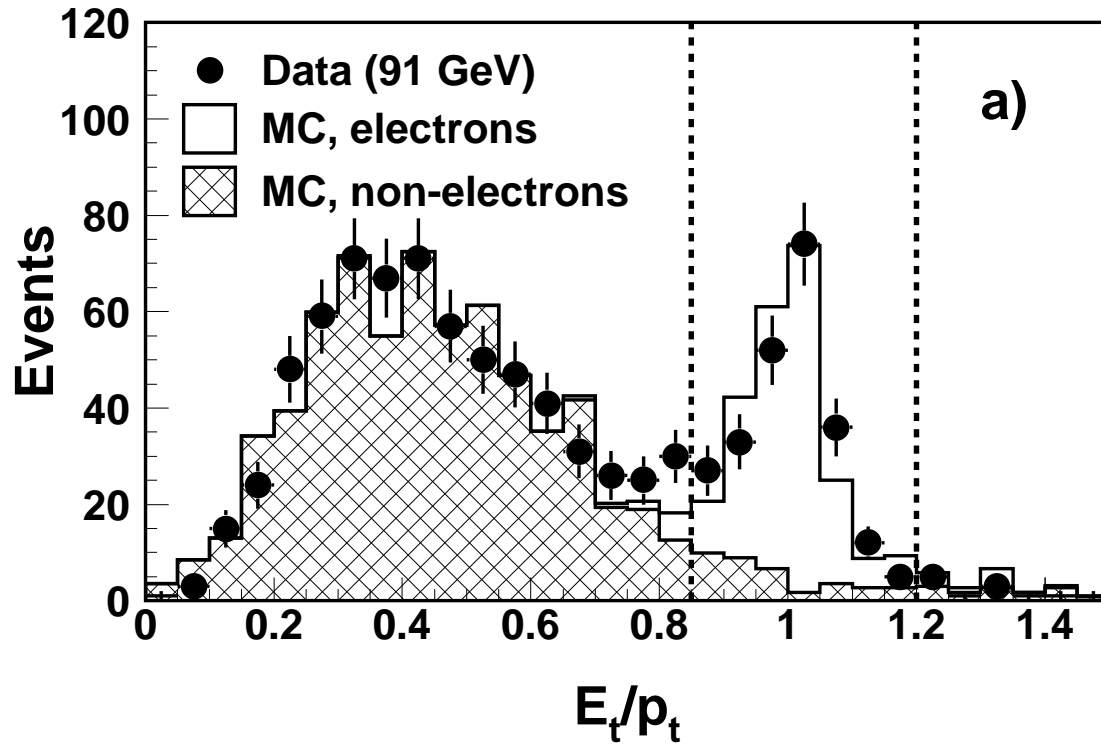


Figure 3: The ratio, E_t/p_t , of the transverse energy measured by the electromagnetic calorimeter and the transverse momentum of the track for a) $\sqrt{s} = 91$ GeV and b) $\sqrt{s} = 183$ GeV. A clear electron signal is observed at the expected value of $E_t/p_t = 1$. The window, defined by the dashed lines, of $0.85 < E_t/p_t < 1.2$ indicates the selected electron candidates.

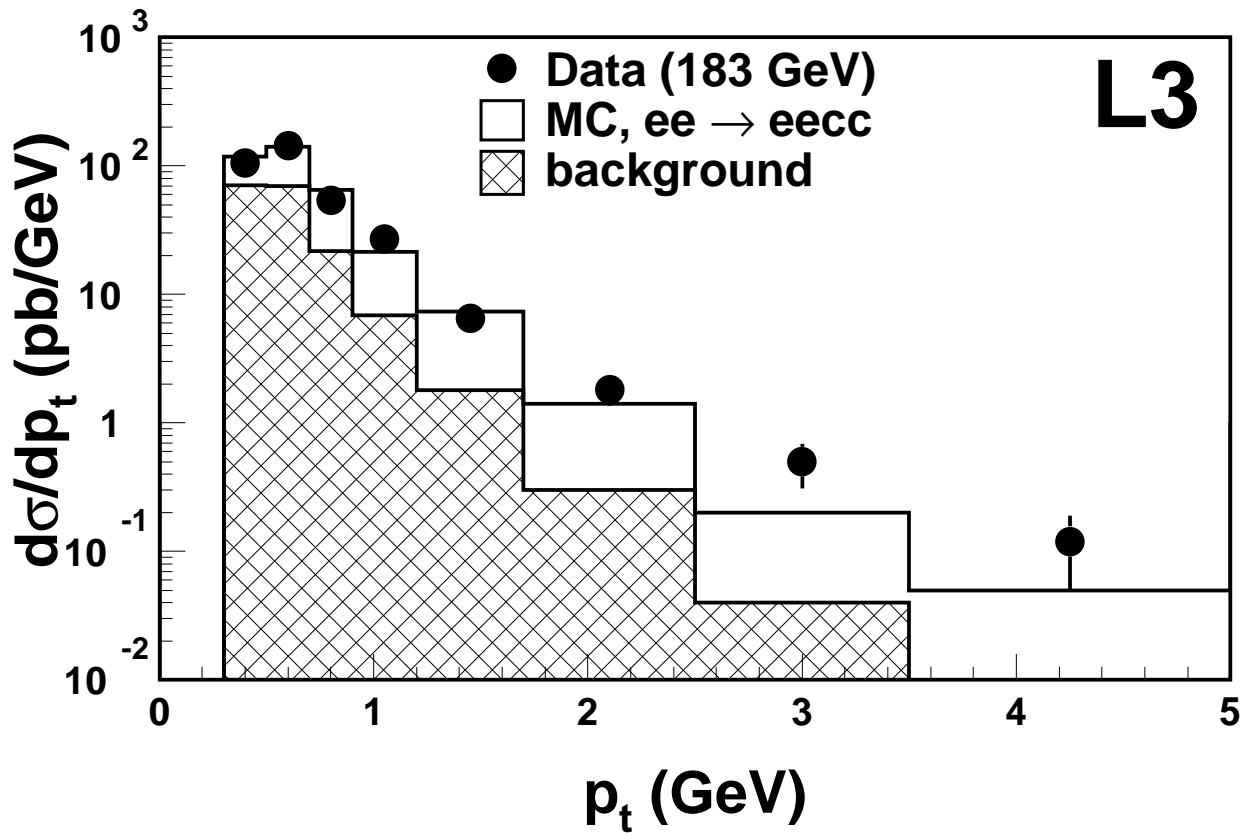


Figure 4: The differential cross section for inclusive electrons at $\sqrt{s} = 183$ GeV as a function of the electron transverse momentum. The data are compared to the Monte Carlo prediction for charm production and for the background. The Monte Carlo prediction is normalized to the number of events in the data. The cross section is given for the kinematic range defined in the text.

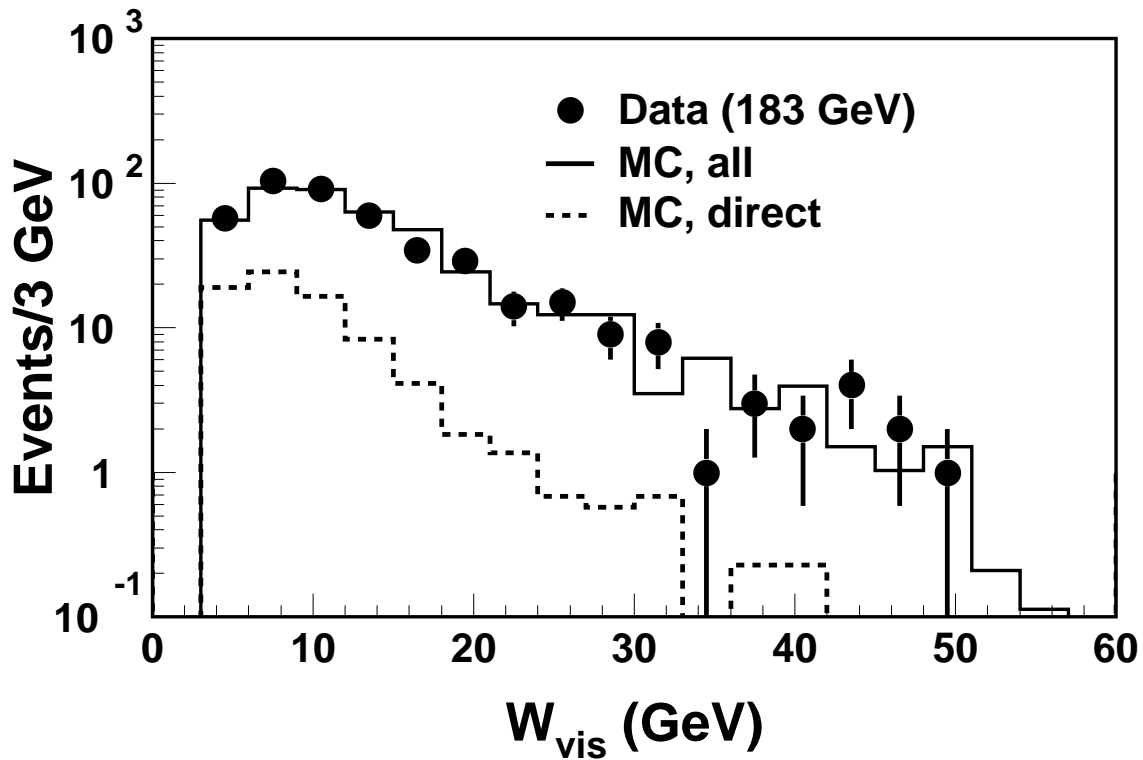


Figure 5: The visible mass spectrum for the inclusive electron data at $\sqrt{s} = 183$ GeV compared to PYTHIA events generated with massless matrix elements. The Monte Carlo spectrum with all contributions is normalized to the same number of events as the data. The dashed histogram shows the contribution from the direct process.

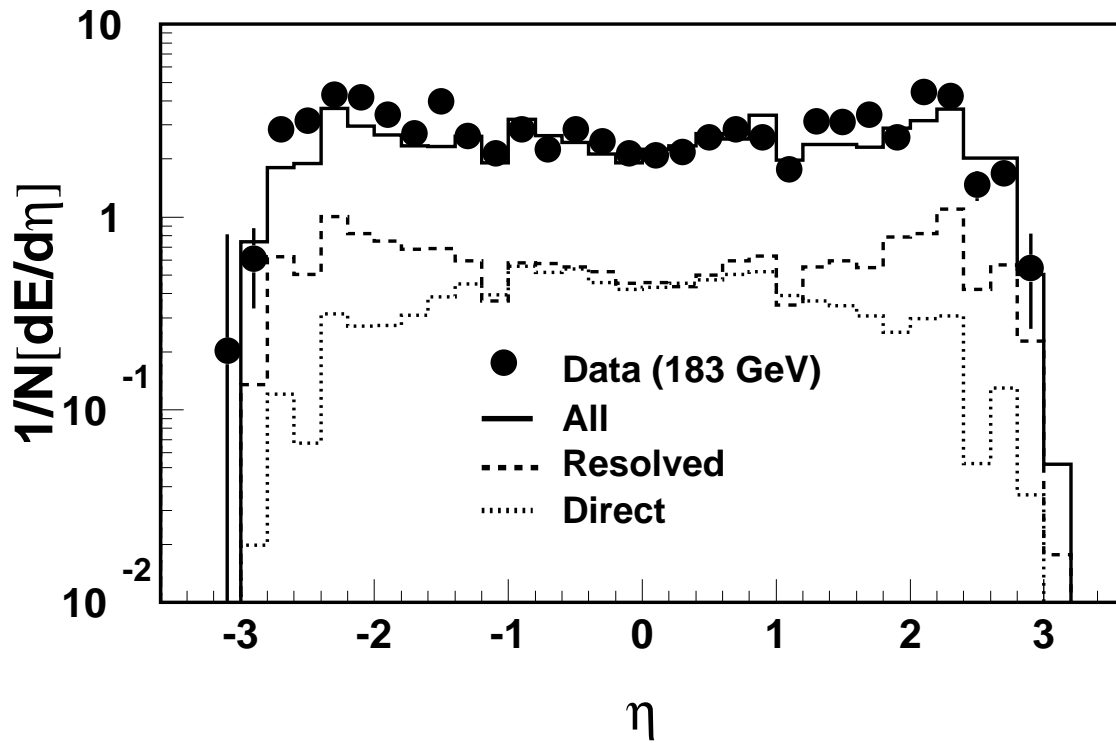


Figure 6: Energy flow as a function of pseudorapidity η . The data are compared to the PYTHIA prediction with all contributions (solid histogram) and to the direct and single-resolved processes separately (dotted and dashed histograms, respectively).

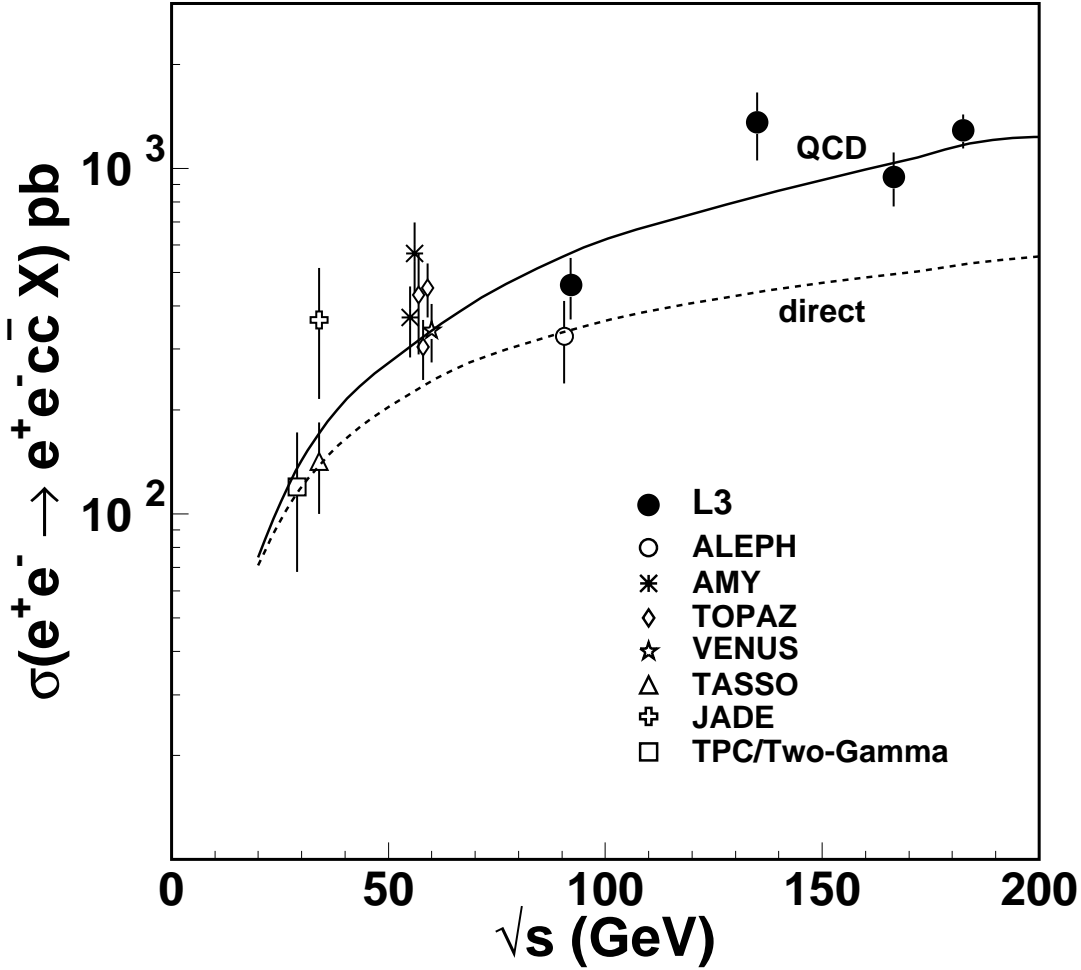


Figure 7: The charm production cross section in two-photon collisions. The L3 data from both the electron and the muon events are combined. The statistical and systematic errors are added in quadrature. The dashed line corresponds to the direct process prediction while the solid line shows the QCD prediction for the sum of the direct and the resolved processes calculated to NLO accuracy [1]. The prediction corresponds to a calculation for a charm quark mass of 1.3 GeV, the parton density function of Glück-Reya-Vogt [21] and the renormalization scale was chosen to be the charm quark mass. Points at $\sqrt{s} = 58$ GeV and $\sqrt{s} = 91$ GeV energies are artificially separated for clear visibility.