

**ESTIMATION OF HYDRODYNAMICAL MODEL PARAMETERS FROM
THE INVARIANT SPECTRUM AND THE BOSE-EINSTEIN CORRELATIONS OF
 π^- MESONS PRODUCED IN $(\pi^+/K^+)p$ INTERACTIONS AT 250 GeV/c**

EHS/NA22 Collaboration

N.M. Agababyan^g, M.R. Atayan^g, T. Csörgő^h, E.A. De Wolf^{a,1}, K. Dziunikowska^{b,2}, A.M.F. Endler^e,
Z.Sh. Garutchava^f, H.R. Gulkanyan^g, R.Sh. Hakobyan^g, J.K. Karamyan^g, D. Kisielowska^{b,2},
W. Kittel^d, S.S. Mehrabyan^g, Z.V. Metreveli^f, K. Olkiewicz^{b,2}, F.K. Rizatdinova^c,
E.K. Shabalina^c, L.N. Smirnova^c, M.D. Tabidze^f, L.A. Tikhonova^c, A.V. Tkabladze^f,
A.G. Tomaradze^f, F. Verbeure^a, S.A. Zotkin^c

^a Department of Physics, Universitaire Instelling Antwerpen, B-2610 Wilrijk, Belgium

^b Institute of Physics and Nuclear Techniques of Academy of Mining and Metallurgy and Institute of Nuclear Physics, PL-30055 Krakow, Poland

^c Nuclear Physics Institute, Moscow State University, RU-119899 Moscow, Russia

^d High Energy Physics Institute Nijmegen (HEFIN), University of Nijmegen/NIKHEF, NL-6525 ED Nijmegen, The Netherlands

^e Centro Brasileiro de Pesquisas Fisicas, BR-22290 Rio de Janeiro, Brazil

^f Institute for High Energy Physics of Tbilisi State University, GE-380086 Tbilisi, Georgia

^g Institute of Physics, AM-375036 Yerevan, Armenia

^h KFKI, Hungarian Academy of Sciences, H-1525 Budapest 114, Hungary

Abstract: The invariant spectra of π^- mesons produced in $(\pi^+/K^+)p$ interactions at 250 GeV/c are analysed in the framework of the hydrodynamical model of three-dimensionally expanding cylindrically symmetric finite systems. A satisfactory description of experimental data is achieved. The data favour the pattern according to which the hadron matter undergoes predominantly longitudinal expansion and non-relativistic transverse expansion with mean transverse velocity $\langle u_t \rangle = 0.20 \pm 0.07$, and is characterized by a large temperature inhomogeneity in the transverse direction: the extracted freeze-out temperature at the center of the tube and at the transverse rms radius are 140 ± 3 MeV and 82 ± 7 MeV, respectively. The width of the (longitudinal) space-time rapidity distribution of the pion source is found to be $\Delta\eta = 1.36 \pm 0.02$. Combining this estimate with results of the Bose-Einstein correlation analysis in the same experiment, one extracts a mean freeze-out time of the source of $\langle \tau_{\text{f}} \rangle = 1.4 \pm 0.1$ fm/c and its transverse geometrical rms radius, $R_G(\text{rms}) = 1.2 \pm 0.2$ fm.

¹ Onderzoeksdirecteur NFWO, Belgium

² Supported by the Polish State Committee for Scientific Research

1 Introduction

Recent investigations of interference correlations of identical mesons (Bose-Einstein correlations, BEC) give evidence for a collective nature of the evolution of hadronic matter created in high-energy heavy ion collisions [1–4]. The hadronic matter flow (developed predominantly in the longitudinal direction) gives rise to dynamical correlations between space-time and phase-space coordinates of produced particles. As a consequence, the ‘interferometric’ radius, determining the shape of the two-particle correlation function at small relative momenta, turns out to be dependent on the kinematical variables of the particle pair. It does not measure the genuine geometrical size of the meson-emitting source, but the effective size of the source segment radiating mesons with sufficiently small relative momentum. The effective size reflects both the geometrical size and the ‘homogeneity’ length of the source. The latter is determined by macroscopic properties as temperature and expanding velocity profiles of the hadronic matter at freeze-out or hadronization time.

These expectations are based on hydrodynamical models (see [5–7] and references therein) and are qualitatively confirmed by experimental data concerning interferometric radii and their dependence on the di-meson rapidity and transverse mass. It is interesting, that this observation not only holds for heavy-ion collisions [1–4], but also for meson-proton collisions [8,9] for which the formation of hadronic matter with properties of macroscopic (hydrodynamical) systems is less evident.

One should stress, however, that correlation measurements do not contain the complete information on the geometrical and dynamical parameters characterizing the evolution of the hadronic matter. More comprehensive information can be provided by a combined analysis of data on two-particle correlations and single-particle inclusive spectra [5–7].

This work is, therefore, devoted to an analysis, in the framework of the hydrodynamical model for three-dimensionally expanding systems [7], of the invariant spectra of π^- mesons in the central rapidity region of $(\pi^+/K^+)p$ interactions at 250 GeV/c and its combination with earlier results [8,9] on two-particle correlations. The measurements are performed with the help of the European Hybrid Spectrometer (experiment NA22) at the CERN SPS. The first NA22 data on the pion inclusive spectra [10] (with about half the statistics used in the present paper) show their similarity in π^+ and K^+ induced reactions. The present analysis, therefore, is based on the combined π^+p and K^+p data. Earlier results on BEC in the same data can be found in [8,9,11-14].

The hydrodynamical model parametrizations are discussed in Sect.2. Experimental data and the results of their analysis are presented and combined with the results from two-particle correlations in Sect.3. Conclusions are summarized in Sect.4.

2 The parametrizations of invariant pion spectra

The experimental data are analyzed in the framework of the hydrodynamical model for three-dimensionally expanding cylindrically symmetric systems [7]. There, the invariant spectrum of pions in rapidity y and transverse mass m_t is approximated by

$$\begin{aligned}
 f(y, m_t) &= \frac{1}{N_{\text{ev}}} \frac{dN_\pi}{dy dm_t^2} = \\
 &= C m_t^\alpha \cosh \eta_s \exp\left(\frac{\Delta\eta_*^2}{2}\right) \exp\left[-\frac{(y-y_0)^2}{2\Delta y^2}\right] \exp\left(-\frac{m_t}{T_0}\right) \times \\
 &\times \exp\left\{\frac{\langle u_t \rangle^2 (m_t^2 - m_\pi^2)}{2T_0[T_0 + (\langle u_t \rangle^2 + \langle \frac{\Delta T}{T} \rangle) m_t]}\right\}. \tag{1}
 \end{aligned}$$

with

$$\Delta y^2 = \Delta\eta^2 + \frac{T_0}{m_t} \tag{2}$$

$$\frac{1}{\Delta\eta_*^2} = \frac{1}{\Delta\eta^2} + \frac{m_t}{T_0} \cosh \eta_s, \tag{3}$$

$$\eta_s = \frac{y - y_0}{1 + \Delta\eta^2 \frac{m_t}{T_0}}. \tag{4}$$

The width Δy of the rapidity distribution given by (2) is determined by the width $\Delta\eta$ of the longitudinal space-time rapidity η distribution of the pion emitters and by the thermal smearing width $\sqrt{T_0/m_t}$, where T_0 is the freeze-out temperature (at the mean freeze-out time τ_f) at the axis of the hydrodynamical tube, $T_0 = T_f(r_T = 0)$. For the case of a slowly expanding system one expects $\Delta\eta \ll T_0/m_t$, while for the case of a relativistic longitudinal expansion the geometrical extension $\Delta\eta$ can be much larger than the thermal smearing (provided $m_t > T_0$).

Except for the inhomogeneity caused by the longitudinal expansion, (1) also considers the inhomogeneity related to the transverse expansion (with the mean radial component $\langle u_t \rangle$ of hydrodynamical four-velocity) and to the transverse temperature inhomogeneity, characterized by the quantity

$$\left\langle \frac{\Delta T}{T} \right\rangle = \frac{T_0}{T_{\text{rms}}} - 1, \quad (5)$$

where $T_{\text{rms}} = T_f(r_T = r_T(\text{rms}))$ is the freeze-out temperature at the transverse rms radius $r_T(\text{rms})$ and at time τ_f .

The exponential parameter α in (1) is related [7] to the number k of dimensions in which the expanding system is inhomogeneous. For the special case of the one-dimensional inhomogeneity ($k = 1$) caused by the longitudinal expansion, $\alpha = 1 - 0.5k = 0.5$ (provided $\Delta\eta^2 \gg T_0/m_t$). The transverse inhomogeneity of the system leads to smaller values of α . The minimum value of $\alpha = -1$ is achieved at $k = 4$ for the special case of a three-dimensionally expanding system with temporal change of local temperature during the particle emission process.

The parameter y_0 in (1) denotes the midrapidity in the interaction c.m.s. and can slightly differ from 0 due to different species of colliding particles. The parameter C is an overall normalization coefficient.

Note that (1) yields the single-particle spectra of the core (the central part of the interaction that supposedly undergoes collective expansion). However, long-lived resonances also contribute to the single-particle spectra through their decay-products. Their contribution can be determined in the core-halo picture [20] by the momentum dependence of the intercept parameter $\lambda(y, m_t)$ of the two-particle Bose-Einstein correlation function. We determined this quantity in [8] in two different m_t windows for the reaction investigated in the present paper, and found that within three standard deviations the $\lambda(m_t)$ parameter is approximately independent of m_t . Hence this correction can be absorbed in the overall normalization.

The two-dimensional distribution (1) can be simplified for one-dimensional slices [7,15]:

1. At fixed m_t , the rapidity distribution reduces to the approximate parametrization

$$f(y, m_t) = C_m \exp \left[-\frac{(y - y_0)^2}{2\Delta y^2} \right], \quad (6)$$

where C_m is an m_t -dependent normalization coefficient and y_0 is defined above. The width parameter Δy^2 extracted for different m_t -slices is predicted to depend linearly on $1/m_t$, with slope T_0 and intercept $\Delta\eta^2$ (cf. (2)).

Note, that for static fireballs or spherically expanding shells (6) and (2) are satisfied with $\Delta\eta = 0$ [15]. Hence the experimental determination of the $1/m_t$ dependence of the Δy parameter can be utilized to distinguish between longitudinally expanding finite systems versus static fireballs or spherically expanding shells.

2. At fixed y , the m_t^2 -distribution reduces to the approximate parametrization

$$f(y, m_t) = C_y m_t^\alpha \exp \left(-\frac{m_t}{T_{\text{eff}}} \right) \quad (7)$$

where C_y is a y -dependent normalization coefficient and α is defined as above.

The y -dependent "effective temperature" $T_{\text{eff}}(y)$ can be approximated as

$$T_{\text{eff}}(y) = \frac{T_*}{1 + a(y - y_0)^2}, \quad (8)$$

where T_* is the maximum of $T_{\text{eff}}(y)$ achieved at $y = y_0$, and

$$a = \frac{T_0 T_*}{2m_\pi^2 (\Delta\eta^2 + \frac{T_0}{m_\pi})^2} \quad (9)$$

with T_0 and $\Delta\eta^2$ as defined above.

The approximations (6) and (7) explicitly predict a specific narrowing of the rapidity and transverse mass spectra with increasing m_t and y , respectively (cf. (2) and (8)). The character of these variations is expected [15] to be different for the various scenarios of hadron matter evolution.

3 The results

3.1 The data

The experimental setup and the data-handling procedure are described in [10,16]. The results of this paper are based on the analysis of 104145 events of $(\pi^+/\text{K}^+)\text{p}$ interactions containing at least one negative track with momentum resolution better than 4% (depending on the momentum, the average momentum resolution varies from 1% to 2.5%). All negative particles are assumed to have the pion mass. The contamination from other particles is estimated to be $(7 \pm 3)\%$ [10]. Candidates for single diffraction dissociation with charge multiplicity $n \leq 6$ are excluded. For each event, a weight is introduced in order to normalize to the non-single diffractive topological cross sections [16].

The analysis is restricted to centrally produced π^- -mesons with cms rapidity $|y| < 1.5$. The total number of pions used in the analysis is about 397 k.

3.2 The rapidity distribution

The rapidity distributions fitted by (6) are given in Fig. 1 for 23 m_t slices and m_t values ranging from 0.16 to 0.63 GeV. The fit quality is satisfactory for all slices ($0.7 < \chi^2/NDF < 1.5$). The fitted Δy^2 values plotted in Fig. 2 demonstrate the widening of the y -distribution with increasing $1/m_t$. According to (2), the linear dependence of Δy^2 on $1/m_t$ is described by intercept $\Delta\eta^2 = 1.91 \pm 0.12$ and slope $T_0 = 159 \pm 38\text{MeV}$. Thus, the width of the y -distribution is dominated by the spatial (longitudinal) distribution of pion emitters (inherent to longitudinally expanding systems) and not by the thermal properties of the hadron matter, as would be expected for static or radially expanding sources.

3.3 The m_t distribution

The m_t -distributions fitted by (7), are given in Fig. 3 for 11 y -slices for y -values between -1.5 to +1.5. For all slices $\chi^2/NDF < 1.4$. The fitted values of $T_{\text{eff}}(y)$ (Fig. 4) tend to decrease with increasing $|y|$ and approximately follow parametrization (8) with $T_* = 160 \pm 1$ MeV, $a = 0.083 \pm 0.007$ and $y_0 = -0.065 \pm 0.039$. Note, however, that the fit of $T_{\text{eff}}(y)$ by (8) has low confidence level: $\chi^2/NDF = 29/11$. This large value is due to an asymmetry in the T_{eff} distribution with respect to $y = 0$. Except for the last point, T_{eff} is higher in the meson than in the proton hemisphere.

Note, furthermore, that the small value of the parameter a is the result of the comparatively large longitudinal extension $\Delta\eta$ of the pion source (cf. (9)). Note also the consistency between the quoted value of a and the value $a \approx 0.07$ calculated from (9) at values of the parameters $\Delta\eta^2$, T_0 and T_* extracted from two different fits of the one-dimensional spectra (6) and (7).

The fitted values of the exponential parameter α in (7) are near zero (varying between -0.02 ± 0.02 and 0.14 ± 0.02 for different y -slices). These small values of $|\alpha|$ correspond to a two-dimensional inhomogeneity of the expanding system ($\alpha = 1 - 0.5k$). One concludes, therefore, that apart from a longitudinal inhomogeneity caused by the relativistic longitudinal flow, the hadron matter can also possess a transverse inhomogeneity (caused by transverse expansion or a transverse temperature gradient) or undergoes a temporal change of local temperature during the particle emission process.

3.4 The transverse direction

Further information on hadron-matter evolution in the transverse direction can be extracted from a more detailed analysis using the two-dimensional parametrization (1) with parameters $\langle u_t \rangle$ and $\langle \frac{\Delta T}{T} \rangle$ characterizing the strength of the transverse expansion and temperature inhomogeneity. The results of the fit are presented in Table 1.

The fitted value of the exponential parameter of $\alpha = 0.26 \pm 0.02$ corresponds to an effective number k_{eff} of dimensions in which the expanding system is inhomogeneous, $k_{\text{eff}} \approx 1.5$, definitely in excess of $k = 1$ corresponding to a one-dimensional (longitudinal) inhomogeneity. This can be at least partly attributed to a transverse inhomogeneity of the system. The moderate value of the mean transverse four-velocity $\langle u_t \rangle = 0.20 \pm 0.07$ (Table 1) indicates that the transverse inhomogeneity is only to small extent caused by a (non-relativistic) transverse expansion. It is mainly stipulated by a rather large temperature inhomogeneity characterized by the fit result of $\langle \frac{\Delta T}{T} \rangle = 0.71 \pm 0.14$. Using (5), one infers that the freeze-out temperature decreases from $T_0 = 140 \pm 3$ MeV at the central axis of the hydrodynamical tube to $T_{\text{rms}} = 82 \pm 7$ MeV at a radial distance equal to the transverse rms radius of the tube.

3.5 Combination with two-particle correlations

As already mentioned in the introduction, more comprehensive information on geometrical and dynamical properties of the hadron matter evolution are expected from a combined consideration of two-particle correlations and single-particle inclusive spectra [5–7].

The two-particle correlation function $K_2(\mathbf{p}_1, \mathbf{p}_2)$ at small momentum difference $\mathbf{q} = \mathbf{p}_1 - \mathbf{p}_2$ is often approximated by a Gaussian function [17]:

$$K_2(\mathbf{p}_1, \mathbf{p}_2) \sim \exp[-R_L^2 q_L^2 - R_o^2 q_{\text{out}}^2 - R_s^2 q_{\text{side}}^2], \quad (10)$$

where the three orthogonal components $q_L, q_{\text{out}}, q_{\text{side}}$ of the vector \mathbf{q} are oriented, respectively, along the collision axis, along and perpendicular to the pair transverse momentum; R_L, R_o and R_s are, respectively, the longitudinal, 'out' and 'side' effective dimensions of the source segment radiating the BE correlated pion pairs. Due to the non-static nature of the source, these effective sizes vary with the average transverse mass $M_t = \frac{1}{2}(m_{t1} + m_{t2})$ and the average rapidity $Y = \frac{1}{2}(y_1 + y_2)$ of the pion pair. In the 'longitudinal c.m.s.' (LCMS) [18], where $Y = 0$, the effective radii can be approximately expressed as [7,15,19]:

$$R_L^2 = \tau_f^2 \Delta\eta_*^2 \quad (11)$$

$$R_o^2 = R_*^2 + \beta_t^2 \Delta\tau_*^2 \quad (12)$$

$$R_s^2 = R_*^2 \quad (13)$$

with

$$\frac{1}{\Delta\eta_*^2} = \frac{1}{\Delta\eta^2} + \frac{M_t}{T_0} \quad (14)$$

$$R_*^2 = \frac{R_G^2}{1 + \frac{M_t}{T_0} (\langle u_t \rangle^2 + \langle \frac{\Delta T}{T} \rangle)}, \quad (15)$$

where parameters $\Delta\eta^2, T_0, \langle u_t \rangle$ and $\langle \frac{\Delta T}{T} \rangle$ are defined and estimated above from the invariant spectra; R_G is related to the transverse geometrical rms radius of the source as $R_G(\text{rms}) = \sqrt{2}R_G$; τ_f is the mean freeze-out (hadronization) time; $\Delta\tau_*$ is related to the duration time $\Delta\tau$ of pion emission and to the temporal inhomogeneity of the local temperature; if the latter has a small strength (as one can deduce from the restricted inhomogeneity dimension estimated above: $k_{\text{eff}} \approx 1.5$), an approximate relation $\Delta\tau \geq \Delta\tau_*$ holds; the variable β_t is the transverse velocity of the pion pair.

Relations (11)–(15), combining the results of the single-particle invariant spectrum and the two-particle correlation function, allow one to extract additional information on the parameters ($\tau_f, \Delta\tau_*, R_G$) characterizing the space-time evolution of hadron matter.

The interferometric radii R_L, R_o, R_s were extracted recently [8,9] in the same experiment from the correlations of negative pions. To match with parametrization (10), the radii quoted in [8,9] are divided here by a factor $\sqrt{2}$.

The effective longitudinal radius R_L , extracted for two different mass ranges, $M_t = 0.26 \pm 0.05$ and 0.45 ± 0.09 GeV/ c^2 are found to be $R_L = 0.93 \pm 0.04$ and 0.70 ± 0.09 fm, respectively. This dependence on M_t matches well the predicted one. Using (11) and (14) with $T_0 = 140 \pm 3$ MeV and $\Delta\eta^2 = 1.85 \pm 0.04$ (Table 1), one finds that the values of τ_f extracted for the two different M_t -regions are similar to each other: $\tau_f = 1.44 \pm 0.12$ and 1.36 ± 0.23 fm/ c . The averaged value of the mean freeze-out time is $\tau_f = 1.4 \pm 0.1$ fm/ c .

Since we find that $\Delta\eta$ is significantly bigger than 0, static fireballs or spherically expanding shells, that were found to be able to describe our two-particle correlation data in [8], fail to reproduce our single-particle spectra.

The transverse-plane radii R_o and R_s measured in [8,9] for the whole M_t range are: $R_o = 0.91 \pm 0.08$ fm and $R_s = 0.54 \pm 0.07$ fm. Substituting in (12) and (13), one obtains (at $\beta_t = 0.484c$ [8]): $\Delta\tau_* = 1.3 \pm 0.3$ fm/ c . The mean duration time of pion emission can be estimated as $\Delta\tau \geq \Delta\tau_* = 1.3 \pm 0.3$ fm/ c . A possible interpretation of $\Delta\tau \approx \tau_f$ might be that the radiation process occurs during almost all the hydrodynamical evolution of the hadronic matter produced in meson-proton collisions.

An estimation for the parameter R_G can be obtained from (13) and (15) using the quoted values of $R_s, T_0, \langle u_t \rangle$ and $\langle \frac{\Delta T}{T} \rangle$ at the mean value of $\langle M_t \rangle = 0.31 \pm 0.04$ GeV/ c (averaged over the whole M_t -range): $R_G = 0.88 \pm 0.13$ fm. The geometrical rms transverse radius of the hydrodynamical tube, $R_G(\text{rms}) = \sqrt{2}R_G = 1.2 \pm 0.2$ fm, turns out to be larger than the proton rms transverse radius.

3.6 Estimation of systematic errors

The analytic formulae used to estimate the hydrodynamical model parameters were evaluated under certain approximations. As shown in [21], an accuracy better than 10-20% is reached under the following conditions:

a)
$$\frac{\beta_t \langle u_t \rangle R_*^2}{\tau_0 R_G T_0 / M_t} < 0.6 . \quad (16)$$

With our parameter values, the l.h.s. of (16) turns out to be less than 0.13 for the whole range of M_t ;

b) Additionally, the validity of the formulae (1)-(9) for the invariant spectra requires:

$$\frac{|y - y_0|}{1 + \Delta\eta^2 m_t / T_0} < 1 . \quad (17)$$

With our parameter values, the l.h.s. of (17) turns out to be less than 0.52 for the full ranges of y and m_t considered.

c) Formulae (10)-(15) for the two-particle correlation function are derived under the additional, more stringent condition:

$$\frac{|Y - y_0|}{1 + \Delta\eta^2 (M_t / T_0 - 1)} < 1 . \quad (18)$$

At the maximum value of $|Y - y_0|$, (18) is fulfilled, except for a fraction of 8% of pion pairs with $M_t < 0.18$ GeV/ c^2 . In the full range of $|Y - y_0| < 1.5$ considered, this is reduced to less than 4% of pion pairs. Note further that the upper limit of 10-20% relative errors is reached only at the upper limit of inequalities (16-18) and that the squared relative errors increase quadratically with the increase of the left-hand-sides of (16-18).

Hence we estimate an upper limit of order $10 - 20\% \times (0.13/0.6) \times (0.52/1.0) \times 1.0 = 1 - 2\%$ for the precision of the analytic formulae used in the fits, except for 4% of the pion pairs where the relative systematic errors may reach 10-20%. This accuracy is well within the mean experimental (statistical) errors of the measured two-dimensional invariant spectra, analyzed in the present work (about 10%) and of the three-dimensional correlation function (about 15%), analyzed in [8,9].

3.7 The space-time distribution of π emission

On Figure 5 we show a reconstruction of the space-time distribution of pion emission points, expressed as a function of the cms time variable t and the cms longitudinal coordinate z . The momentum-

integrated emission function along the z -axis, i.e., at $\mathbf{r}_t = (r_x, r_y) = (0, 0)$ is given by

$$S(t, z) \propto \exp\left(-\frac{(\tau - \tau_0)^2}{2\Delta\tau^2}\right) \exp\left(-\frac{(\eta - y_0)^2}{2\Delta\eta^2}\right). \quad (19)$$

It relates the parameters fitted to our data with particle production in space-time. Note that the coordinates (t, z) , can be expressed with the help of the longitudinal proper-time τ and space-time rapidity η as $(\tau \cosh(\eta), \tau \sinh(\eta))$.

We find a structure looking like a boomerang, i.e., particle production takes place close to the regions of $z = t$ and $z = -t$, with gradually decreasing probability for ever larger values of space-time rapidity. Although the mean proper-time for particle production is $\tau_F = 1.4$ fm/ c , and the dispersion of particle production in space-time rapidity is rather small, $\Delta\eta = 1.35$ fm, we still see a characteristic long tail of particle emission on both sides of the light-cone, giving a total of 40 fm maximal longitudinal extension in z and a maximum of about 20 fm/ c duration of particle production in the time variable t .

4 Summary

The invariant spectra of π^- -mesons produced in $(\pi^+/K^+)p$ -interactions at 250 GeV/ c are analyzed in the framework of the hydrodynamical model of a three-dimensionally expanding cylindrically symmetric finite system [7].

The data favour a picture according to which the hadron matter undergoes extensive longitudinal expansion with a space-time rapidity width of $\Delta\eta = 1.36 \pm 0.02$ and a non-relativistic transverse expansion with the mean transverse four-velocity $\langle u_t \rangle = 0.20 \pm 0.07$.

The hadron matter possesses a large temperature inhomogeneity in the transverse direction: the freeze-out temperature varies from $T_0 = 140 \pm 3$ MeV at the central axis of the hydrodynamical tube to $T_{\text{rms}} = 82 \pm 7$ MeV at a radial distance equal to the transverse rms radius of the tube.

The information from the single-particle invariant spectrum is combined with that from the two-particle correlation function. The transverse mass dependence of the width Δy of the single-particle y -distribution and that of the interferometric longitudinal radius R_L are found to be consistent. This allows to extract the mean freeze-out (hadronization) time of the strongly interacting matter: $\tau_F = 1.4 \pm 0.1$ fm/ c . The duration time of pion emission is estimated to be $\Delta\tau \geq 1.3 \pm 0.3$ fm/ c , i.e. close to τ_F , indicating that the emission process occurs during almost all the hydrodynamical evolution. As an estimate for the transverse geometrical rms radius of the hydrodynamical tube we obtain : $R_G(\text{rms}) = 1.2 \pm 0.2$ fm.

The combined analysis of single-particle spectra and Bose-Einstein correlation functions increases the selective power of the analysis. Static (Kopylov-Podgoretskii) fireballs and spherically expanding shells, that were found to be able to reproduce our interferometric data in [8] fail to reproduce simultaneously the single-particle spectra and the BE correlations in the NA22 experiment.

The systematic errors on the quoted parameters related to the limited accuracy of the approximate analytic formulae (used in the present study) are estimated to be of the order of or smaller than the quoted statistical errors.

As far as we know, this is the first time that a full reconstruction of the space-time distribution of the particle emitting source is obtained in hadron-hadron reactions from a combined analysis of single-particle spectra and Bose-Einstein correlation measurements.

Acknowledgments

We are grateful to J.D. Bjorken for encouragement on this topic and to B. Lörstad for suggestions. We are grateful to the III. Physikalisches Institut B, RWTH Aachen, Germany, the DESY-Institut für Hochenergiephysik, Berlin-Zeuthen, Germany, the Institute for High Energy Physics, Protvino, Russia, the Department of High Energy Physics, Helsinki University, Finland, and the University of Warsaw and Institute of Nuclear Problems, Poland for early contributions to this experiment. This work is part of the research program of the “Stichting voor Fundamenteel Onderzoek der Materie (FOM)”, which is financially supported by the “Nederlandse Organisatie voor Wetenschappelijk Onderzoek

(NWO)”. We further thank NWO for support of this project within the program for subsistence to the former Soviet Union (07-13-038). The activity of the Yerphi group is partially supported by the Government of Republic of Armenia, in the framework of the theme no.94-496.

This work was partially supported by the Hungarian NSF grants OTKA - T016206, T024094 and T026435.

References

1. T. Alber et al. (NA35 Coll.); Z. Phys. C66 (1995) 77
2. A. Franz et al. (NA44 Coll.); Nucl.Phys. A610 (1996) 240c
3. K. Kadija (NA49 Coll.); Nucl. Phys. A610 (1996) 248c
4. L. Rosselet et al. (WA98 Coll.); Nucl. Phys. A610 (1996) 256c
5. S. Chapman, J.R. Nix, U.Heinz; Phys. Rev. C52 (1995) 2694
6. S.V. Akkelin, Yu.M. Sinyukov; Z. Phys. C72 (1996) 501
7. T. Csörgő, B. Lörstad; Phys. Rev. C54 (1996) 1390
8. N.M. Agababyan et al. (NA22 Coll.); Z. Phys. C71 (1996) 409
9. H. Gulkanyan, R. Hakobyan, W. Kittel (NA22 Coll.); Proc. 7th Int. Workshop on Multiparticle Production, Nijmegen, eds. R.C. Hwa et al. (World Scientific, Singapore, 1997) p.26
10. M. Adamus et al. (NA22 Coll.); Z Phys. C39 (1988) 311
11. M. Adamus et al. (NA22 Coll.); Z. Phys. C37 (1988) 347
12. N.M. Agababyan et al. (NA22 Coll.); Z. Phys. C59 (1993) 195
13. N.M. Agababyan et al. (NA22 Coll.); Z. Phys. C66 (1995) 409
14. N.M. Agababyan et al. (NA22 Coll.); Z. Phys. C68 (1995) 229
15. T. Csörgő, S. Nickerson, D. Kiang; Proc. 7th Int. Workshop on Multiparticle Production, Nijmegen, eds. R.C. Hwa et al. (World Scientific, Singapore, 1997) p.50
16. M. Adamus et al. (NA22 Coll.); Z Phys. C32 (1986) 475
17. G. Bertsch, M. Gong, M. Tohyana; Phys. Rev. C37 (1988) 1896
18. T. Csörgő and S. Pratt, “On the structure of the peak in two-pion correlations”, in Proc. “Relativistic Heavy Ion Physics at Present and Future Accelerators”, Budapest, June 1991, (T. Csörgő, S. Hegyi, B. Lukacs and J. Zimanyi, eds), preprint KFKI-1991-28/A, p. 75.
19. T. Csörgő; Phys. Lett. B347 (1995) 354
20. T. Csörgő, B. Lörstad and J. Zimanyi; Z. Phys. C71 (1996) 491
21. T. Csörgő, P. Levai, B. Lörstad; Acta Phys. Slov. 46 (1996) 585

α	$\Delta\eta$	T_0 (GeV)	y_0	$\langle u_t \rangle$	$\langle \frac{\Delta T}{T} \rangle$	χ^2/NDF
0.26 \pm 0.02	1.36 \pm 0.02	0.140 \pm 0.003	0.082 \pm 0.006	0.20 \pm 0.07	0.71 \pm 0.14	642/683

Table 1: Fit results according to parametrization (1) for $|y| < 1.5$.

Figure Captions

- Fig. 1 The rapidity distributions of centrally produced pions ($|y| < 1.5$) for different m_t -slices given. The curves are the fit results obtained according to parameterization (6).
- Fig. 2 The $(1/m_t)$ -dependence of $(\Delta y)^2$ for inclusive π^- meson rapidity distributions at $|y| < 1.5$. The straight line is the fit result according to parametrization (2).
- Fig. 3 The m_t -distribution of centrally produced pions for different y -slices, as indicated. The solid lines are the fit results obtained according to parameterization (7).
- Fig. 4 T_{eff} as a function of y fitted according to parametrization (8).
- Fig. 5 The reconstructed $S(t, z)$ emission function in arbitrary units, as a function of time t and longitudinal coordinate z . The best fit parameters of $\Delta\eta = 1.36$, $y_0 = 0.082$, $\Delta\tau = 1.3$ fm/ c and $\tau_f = 1.4$ fm/ c are used to obtain this plot.

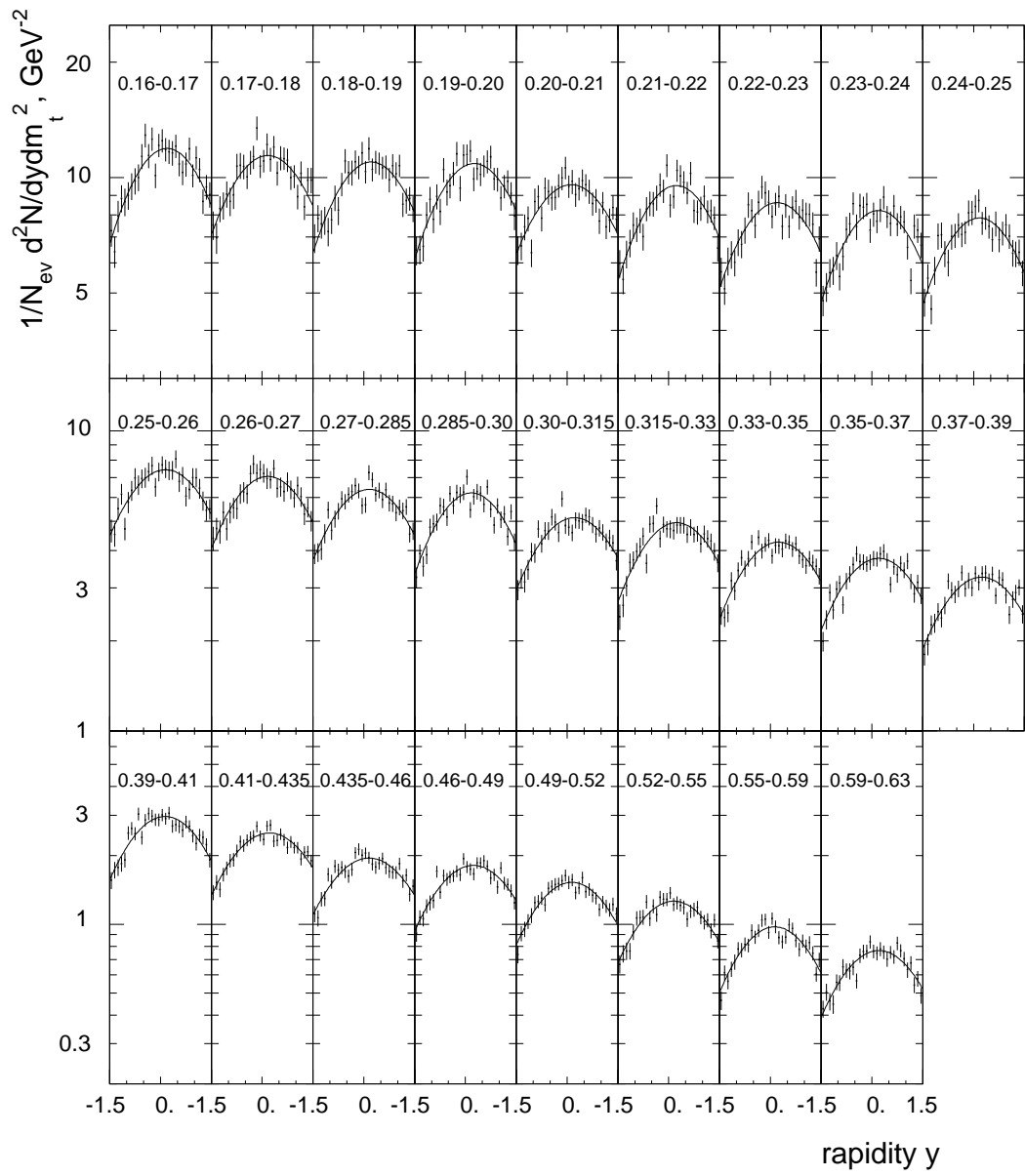


Fig. 1

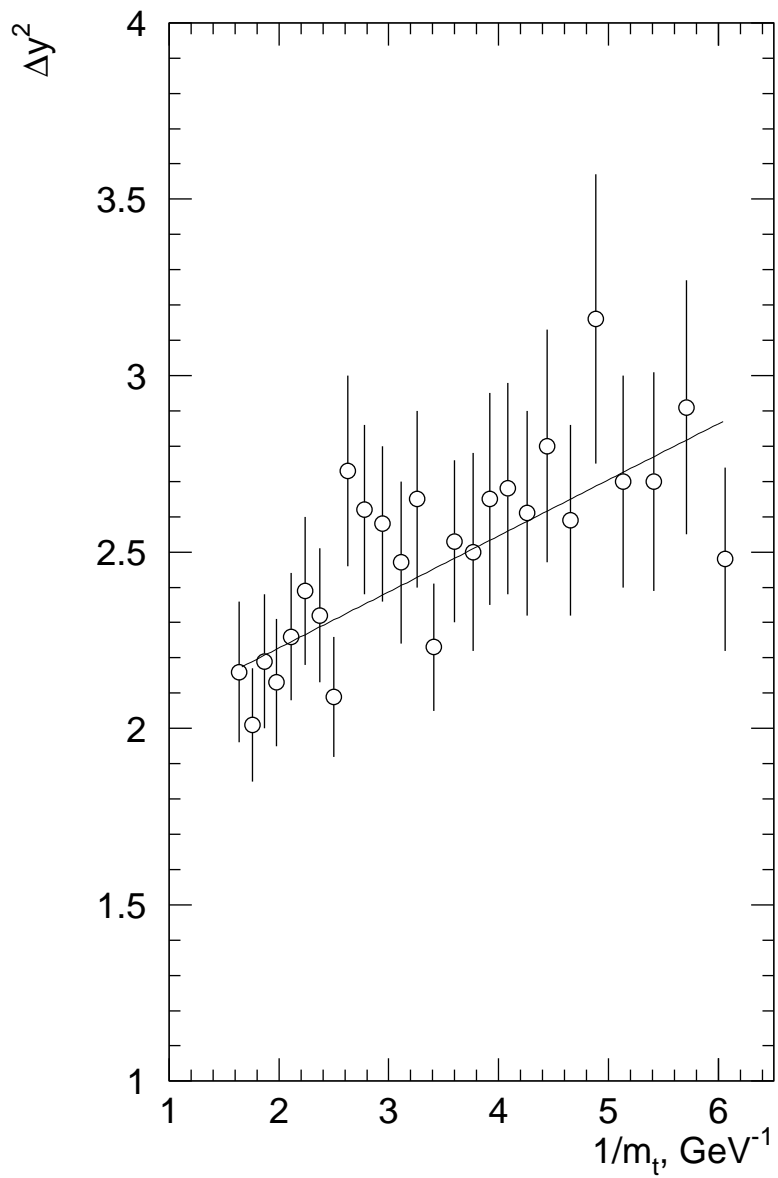


Fig. 2

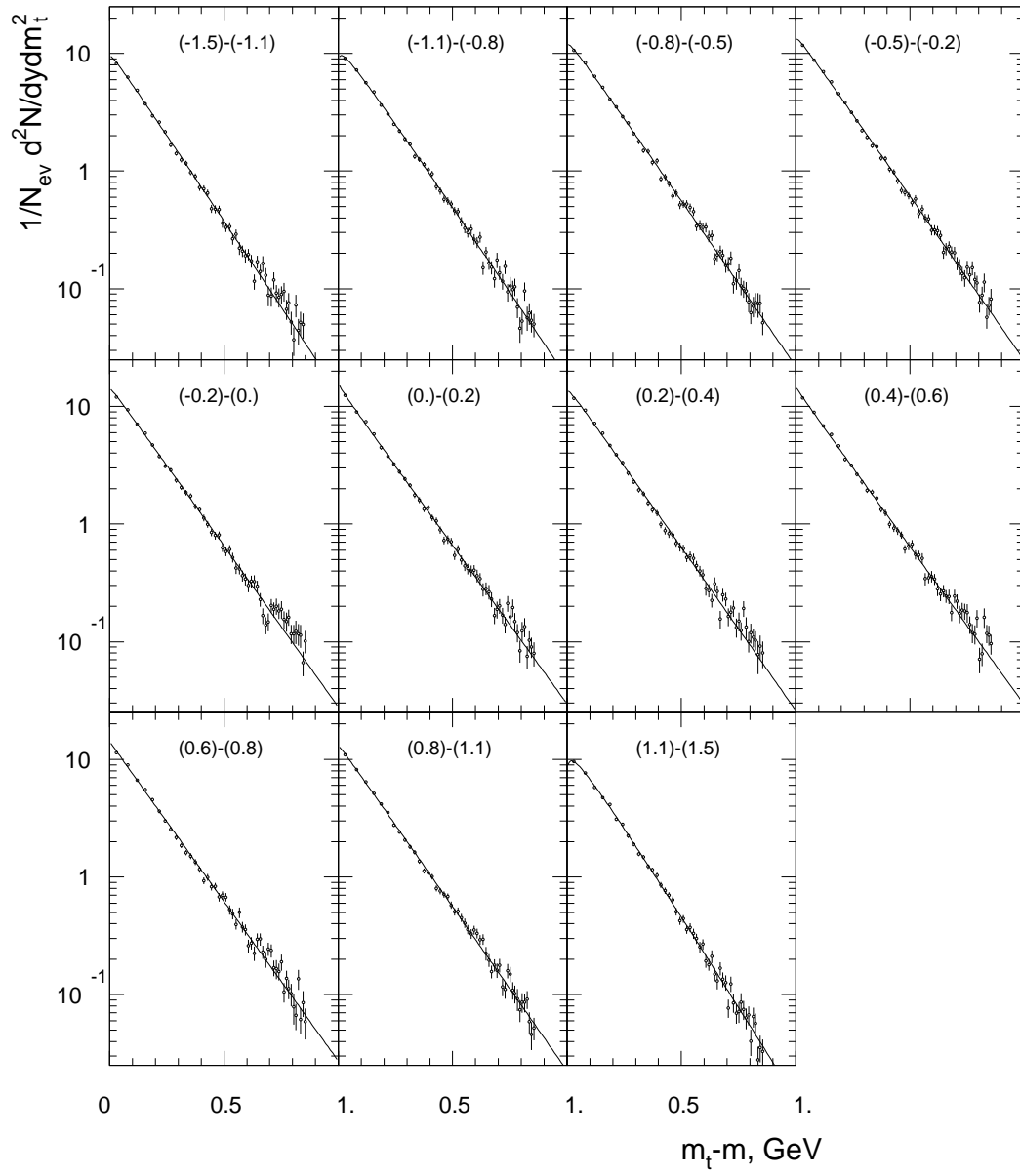


Fig. 3

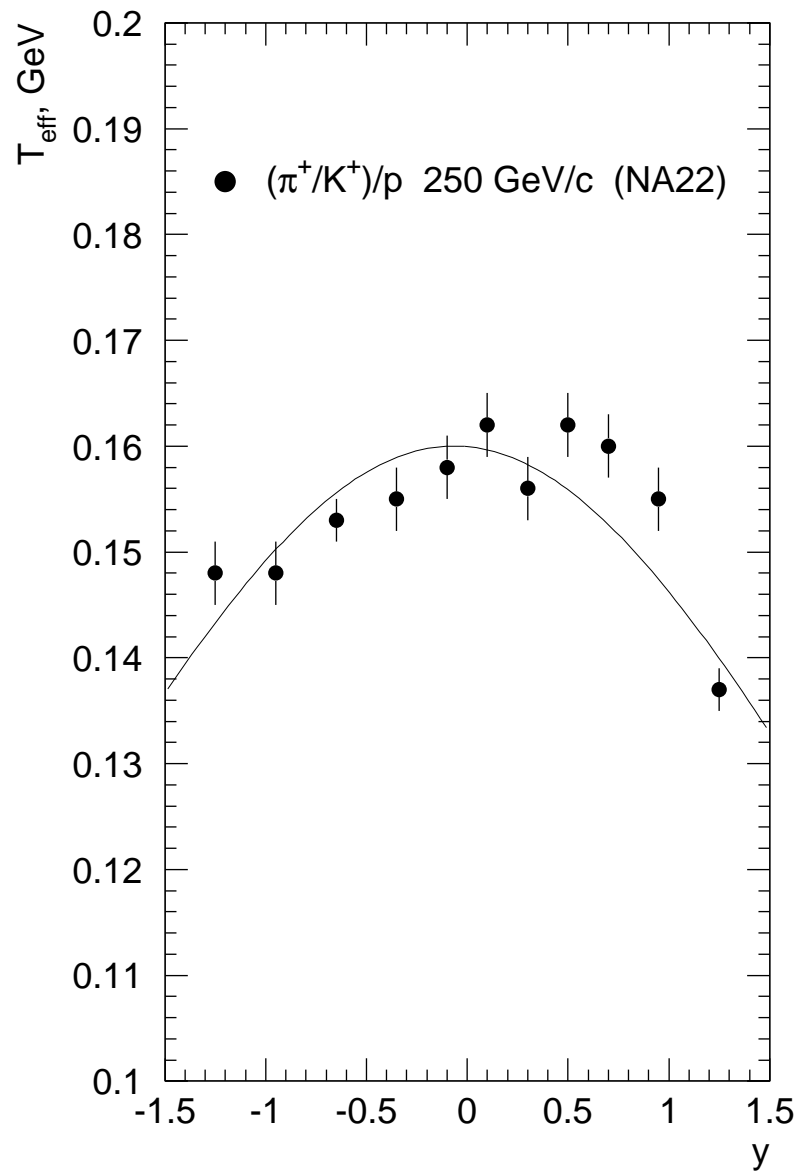


Fig. 4

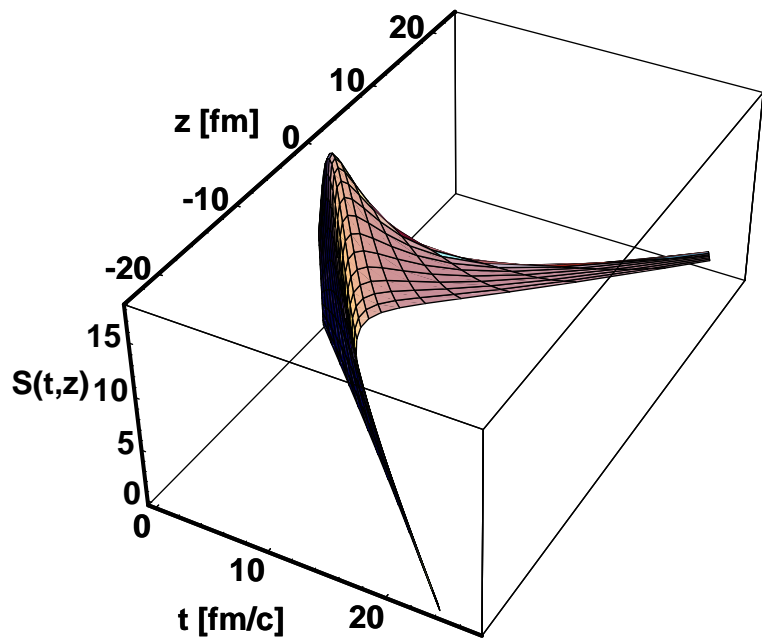


Fig. 5