

and C. A. Stahlbrandt for their assistance throughout the experiment, and the Proton Synchrotron Machine Division for their cooperation.

*On leave of absence from the Atomic Energy Research Establishment, Harwell, England.

†On leave of absence from the National Institute for Research in Nuclear Science, Harwell, England.

¹G. Cocconi, A. N. Diddens, E. Lillethun, G. Manning, A. E. Taylor, T. G. Walker, and A. M. Wetherell, Phys. Rev. Letters **7**, 450 (1961).

²M. H. Blue, J. J. Lord, J. G. Parks, and C. H. Tsao, Phys. Rev. **125**, 1386 (1962); C. H. Tsao, J. G. Parks, and J. J. Lord, Bull. Am. Phys. Soc. **6**, 343 (1961).

³V. Bull and D. Garbutt (private communication).

⁴G. B. Chadwick, G. B. Collins, P. J. Duke, T. Fu-

jii, N. C. Hien, and F. Turkot (private communication, to be published).

⁵G. Cvijanovich, B. Dayton, P. Egli, B. Klaiber, W. Koch, M. Nikolić, R. Schneeberger, H. Winzeler, J. C. Combe, W. M. Gibson, W. O. Lock, M. Schneeberger, and G. Vanderhaeghe, Nuovo cimento **20**, 1012 (1961).

⁶P. Dodd, M. Jobs, J. Kinson, B. Tallini, B. R. French, H. J. Sherman, I. O. Skillicorn, W. T. Davies, M. Derrick, and D. Radojicic, in Proceedings of the International Conference on Elementary Particles, 1961 (Commissariat a l'Energie Atomique, Saclay, Gif-sur-Yvette, 1962), p. 433.

⁷E. Marquit, Institute of Nuclear Research, Polish Academy of Sciences, Warsaw, Internal Report 255/VI, 1961 (unpublished). See this review paper for other references.

⁸D. R. O. Morrison (private communication).

HIGH-ENERGY PROTON-PROTON SCATTERING

A. N. Diddens, E. Lillethun, G. Manning,* A. E. Taylor,* T. G. Walker,† and A. M. Wetherell

CERN, Geneva, Switzerland

(Received July 2, 1962)

This Letter reports measurements of p - p differential elastic cross sections for large momentum transfers. These data together with results of other measurements are analyzed by means of a single Regge pole term.

The new data presented in this Letter were obtained in a manner similar to that described by Cocconi *et al.*,¹ except that the scattering angle was changed to 110 mrad. This extended the results to a value of -5.5 (GeV/ c)² for the square of the four-momentum transfer t .

The cross section for $C^{12}(p, 3p3n)Be^7$ is used in the CH_2 -C subtraction procedure to obtain the p - p cross sections. A recent measurement² of this cross section gives a value of 7.7 ± 0.4 mb, whereas 11 mb had been used for the previous experiments at 56 and 60 mrad.¹ The earlier data have been corrected accordingly, and small changes have been made to the normalization of the CH_2 and C spectra for the 12.99-, 15.89-, and 27.83-GeV/ c data at ≈ 56 mrad. It is these corrected values which appear in Table I, together with the cross sections from the measurements at 110 mrad.

The combined results of these measurements, together with those in the preceding Letter,³ are plotted in Fig. 1 as $[(4\pi/\sigma_T k)^2(d\sigma/d\Omega)]_{c.m.}$ against $|t|$. This normalized cross section is equal to

$(d\sigma/dt)/(d\sigma/dt)_{t=0}$ using the optical theorem for the forward scattering amplitude. Here k is the appropriate c.m. wave number and the p - p total cross section, σ_T , is taken from published values. The smallest cross section, obtained at 110 mrad and 21.46 GeV/ c , corresponds to 3×10^{-32} cm²/sr at 42° in the c.m. system. In this region the cross section still appears to be decreasing but with a slope $\approx \frac{1}{5}$ of that for the small angle scattering.

Figure 2 shows the normalized cross sections plotted against $s/2M^2$ for various values of $|t|$. s is the square of the c.m. energy and M is the nucleon mass. The cross sections for $|t| < 1$ were obtained by interpolation between measured values whereas for larger $|t|$ values, direct cross sections are plotted. Data from lower energies are also included.^{4,5} Least-square straight-line fits have been made to the points for constant $|t|$ and the slopes of these lines exhibit a shrinking of the diffraction pattern.

Recent considerations of a Regge pole theory,^{6,9} and of a specific field-theoretical model,¹⁰ have suggested that the diffraction cross section can be put in the form

$$\left(\frac{d\sigma}{dt}\right) / \left(\frac{d\sigma}{dt}\right)_{t=0} = F(t)(s/2M^2)^{2[\alpha(t)-1]}. \quad (1)$$

The functional dependence of both $F(t)$ and $\alpha(t)$

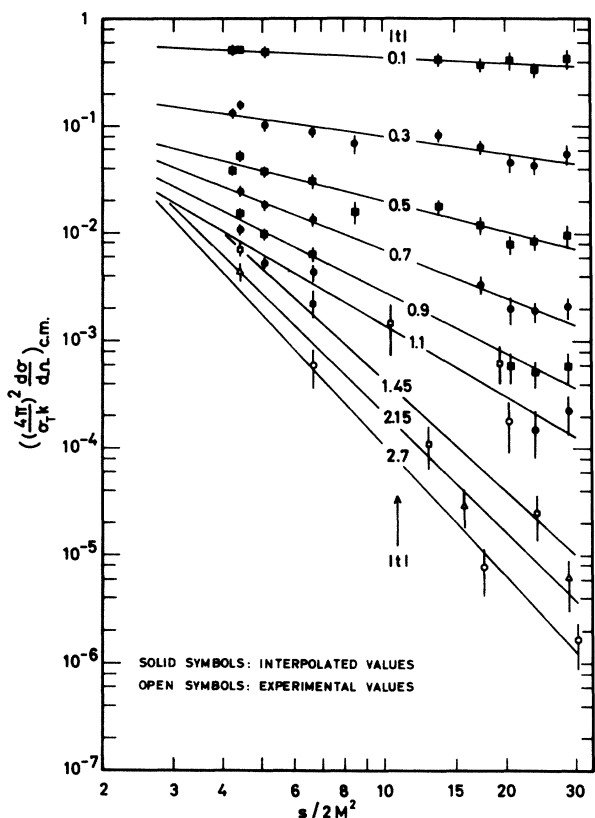


FIG. 2. Normalized elastic differential cross sections as a function of $s/2M^2$ (square of the c.m. total energy divided by twice the square of the nucleon mass). The points below $s/2M^2 = 10$ are taken from references 4 and 5. The numbers attached to the lines give the appropriate $|t|$ values.

mination of $\alpha(t)$ from the high-energy data alone is poor, but the same general shape is found. In the model of Amati, Fubini, and Stanghellini¹⁰ $\alpha(t)$ increases continuously from -1 at $t = -\infty$ to 1 at $t = 0$.

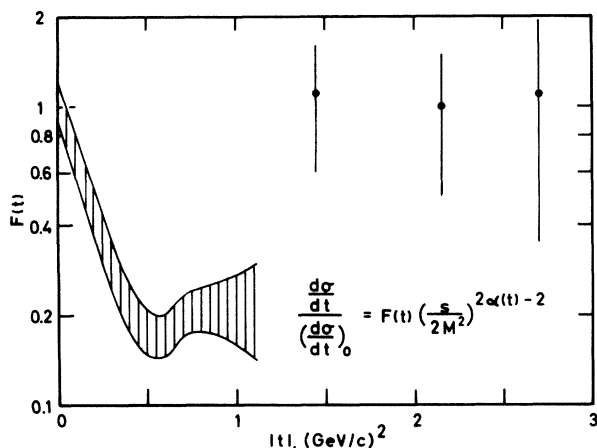


FIG. 4. The form of $F(t)$ derived from Fig. 2.

The experimentally determined function $F(t)$ is given in Fig. 4.

To summarize, it is clear that the data contained in Fig. 2 demonstrate conclusively a shrinking of the proton-proton diffraction pattern with increasing energy. As straight lines can be fitted through the points in Fig. 2, within the experimental uncertainties, the general trend of the cross section with s and t is well represented by Eq. (1), which in the Regge pole theory results from a single term. Consequently, in the terminology of this theory, the trajectory $\alpha(t)$ of the Pomeron or vacuum Regge pole⁷⁻⁹ has been obtained and also the form of $F(t)$, a function related to the residue of the pole.

We wish to thank the CERN Proton Synchrotron Machine Division for operating the accelerator under the stringent conditions necessary for these experiments, and also L. Bird, R. Donnet, G. Parham, and C. Ståhlbrandt for assistance in carrying

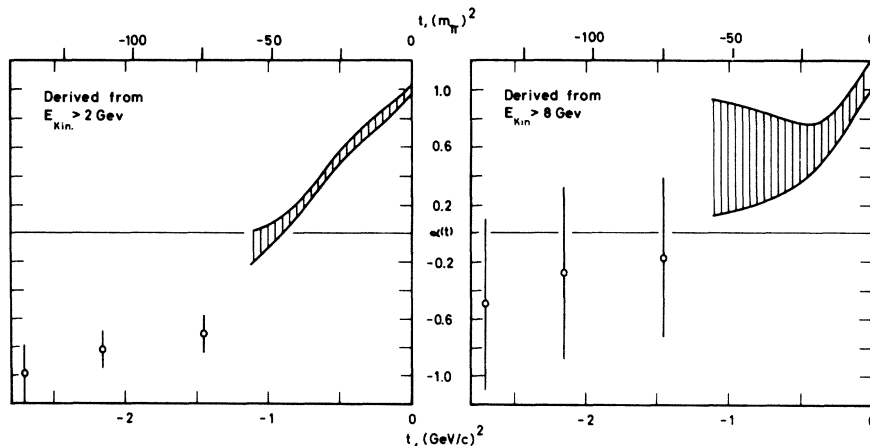


FIG. 3. The trajectory, $\alpha(t)$, derived from Fig. 2 (a) obtained by taking all the data; (b) obtained by only using data for $s/2M^2 \geq 10.5$.

them out.

*On leave of absence from the Atomic Energy Research Establishment, Harwell, England.

†On leave of absence from the National Institute for Research in Nuclear Science, Harwell, England.

¹G. Cocconi, A. N. Diddens, E. Lillethun, G. Manning, A. E. Taylor, T. G. Walker, and A. M. Wetherell, Phys. Rev. Letters **7**, 450 (1961).

²J. B. Cumming, G. Friedlander, J. Hudis, and A. M. Poskanzer, Phys. Rev. **127**, 950 (1962).

³A. N. Diddens, E. Lillethun, G. Manning, A. E. Taylor, T. G. Walker, and A. M. Wetherell, preceding Letter [Phys. Rev. Letters **9**, 108 (1962)].

⁴G. B. Chadwick, G. B. Collins, P. J. Duke, T. Fujii, N. C. Hien, and F. Turkot (to be published). We

are grateful to this group for allowing us to use their data before publication.

⁵B. Cork, W. A. Wenzel, and G. W. Causey, Phys. Rev. **107**, 859 (1957).

⁶C. Lovelace, in Proceedings of the International Conference on Elementary Particles, 1961 (Commissariat a l'Energie Atomique, Saclay, Gif-sur-Yvette, 1962), Vol. II, p. 128, report by S. D. Drell.

⁷G. F. Chew and S. C. Frautschi, Phys. Rev. Letters **7**, 394 (1961).

⁸S. C. Frautschi, M. Gell-Mann, and F. Zachariasen (to be published).

⁹V. N. Gribov, Zhur. Eksp. i Teoret. Fiz. **41**, 667 (1961) [translation: Soviet Phys.-JETP **14**, 478 (1962)].

¹⁰D. Amati, S. Fubini, and A. Stanghellini, Phys. Rev. Letters **1**, 29 (1962).

RESONANCE IN THE ($\Xi\pi$) SYSTEM AT 1.53 GeV*

G. M. Pjerrou, D. J. Prowse, P. Schlein, W. E. Slater, D. H. Stork, and H. K. Ticho
Department of Physics, University of California at Los Angeles, Los Angeles, California

(Received June 27, 1962)

We wish to report the existence of a narrow resonance in the ($\Xi\pi$) system which we observed in the study of the interactions of negative K mesons in the LRL 72-in. hydrogen bubble chamber. The separated incident K^- beam, originating in the Bevatron, had a momentum of 1.80 ± 0.08 GeV/ c ; the uncertainty includes both the 6% momentum spread of the beam and the momentum loss in the chamber. The film was scanned for events with the following topology: "one positive secondary, one negative secondary with a decay, and one or two associated V 's." This topology includes the reactions

$$K^- + p \rightarrow \Xi^- + K^+, \quad (1)$$

$$\rightarrow \Xi^- + K^+ + \pi^0, \quad (2)$$

$$\rightarrow \Xi^- + K^0 + \pi^+. \quad (3)$$

The events located by the scanners were analyzed using the kinematic fitting programs PANG and KICK. Based on a second scan of 80% of the film, the scanning efficiency was 99%. Only one possible example of multiple pion production was found. Table I gives the observed numbers of events of types (1), (2), and (3). Four events with charged K_1^0 decay were also consistent with the reaction $\pi^- + p \rightarrow \Sigma^- + K^0 + \pi^+$ due to a (presumed but as yet not studied) pion background. However, the χ^2 for this hypothesis is quite abnormal. Furthermore, the expected ratios of events of type (3) with charged Λ decay only,

Table I. Summary of Ξ^- production events at 1.80 GeV/ c .

Reaction	Events	σ (μb)
$\Xi^- K^+$	94	135 ± 22
$\Xi^- K^+ \pi^0$	20	30 ± 8
$\Xi^- K^0 \pi^+$: Λ decay	38	
K_1^0 decay	10	
Λ and K_1^0 decay	18	
Total $\Xi^- K^0 \pi^+$	66	75 ± 13

charged K_1^0 only, and with both charged Λ and charged K_1^0 decays, 4:1:2, agree well with the experimental numbers. These observations, coupled with the fact that the effective-mass distribution for ($\Xi\pi$) systems for events with charged K_1^0 agrees with those for the other cases, suggest strongly that all of these events are, in fact, examples of Reaction (3). Preliminary cross sections, based on a τ count and including corrections for neutral decays and for scanning bias of events with Ξ 's shorter than 0.5 cm, are given in the third column of Table I. The detailed results of a study of our examples of Reaction (1) will be communicated in the near future.

Figure 1 shows Dalitz plots of the invariant mass squared of the ($\Xi\pi$) systems, $M_{\Xi\pi}^2$, vs $M_{K\pi}^2$ for the observed examples of Reactions (2) and (3). In both neutral ($\Xi^- \pi^+$) and charged