



The Compact Muon Solenoid Experiment

# Conference Report

Mailing address: CMS CERN, CH-1211 GENEVA 23, Switzerland



05 November 2024 (v5, 18 November 2024)

## Search for Supersymmetry in single lepton events and reinterpretation in the pMSSM-19 framework

Frederic Engelke for the CMS Collaboration

### Abstract

Results are presented from a search for supersymmetry in events with a single electron or muon, and multiple hadronic jets. The data correspond to a sample of proton-proton collisions at  $\sqrt{s} = 13$  TeV with an integrated luminosity of  $138 \text{ fb}^{-1}$ , recorded by the CMS experiment at the LHC. The search targets gluino pair production, where the gluinos decay into the lightest supersymmetric particle (LSP) and a pair of light quarks in the final state. We include the angular correlation between the lepton and the W boson's transverse momenta in a machine learning driven multi-classification for a strong separation between the signal and the background processes. Furthermore, the effort for a reinterpretation of our results in the pMSSM19 framework to broaden the probed SUSY phase space is presented.

Presented at *LHCP2024 12th Large Hadron Collider Physics Conference*

# Search for Supersymmetry in single lepton events and reinterpretation in the pMSSM-19 framework

---

**Kerstin Borrás,<sup>a,b</sup> Frederic Engelke,<sup>a,\*</sup> Dirk Krücker,<sup>b</sup> Isabell Melzer-Pellmann<sup>b</sup> and Lucas Wiens<sup>b</sup> for the CMS collaboration**

<sup>a</sup>*RWTH Physics Institute III A,  
Sommerfeldstraße 16, 52074 Aachen, Germany*

<sup>b</sup>*DESY Hamburg,*

*Notkestraße 85, 22607 Hamburg, Germany*

*E-mail: kerstin.borras@desy.de, frederic.engelke@rwth-aachen.de,*

*dirk.kruecker@desy.de, isabell.melzer@desy.de, lucas.wiens@desy.de*

Results are presented from a search for supersymmetry in events with a single electron or muon, and multiple hadronic jets. The data correspond to a sample of proton-proton collisions at  $\sqrt{s} = 13$  TeV with an integrated luminosity of  $138 \text{ fb}^{-1}$ , recorded by the CMS experiment at the LHC. The search targets gluino pair production, where the gluinos decay into the lightest supersymmetric particle (LSP) and a pair of light quarks in the final state. We include the angular correlation between the lepton and the W boson's transverse momenta in a machine learning driven multi-classification for a strong separation between the signal and the background processes. Furthermore, the effort for a reinterpretation of our results in the pMSSM19 framework to broaden the probed SUSY phase space is presented.

*12th Large Hadron Collider Physics Conference (LHCP2024)  
3-7 June 2024  
Boston, USA*

---

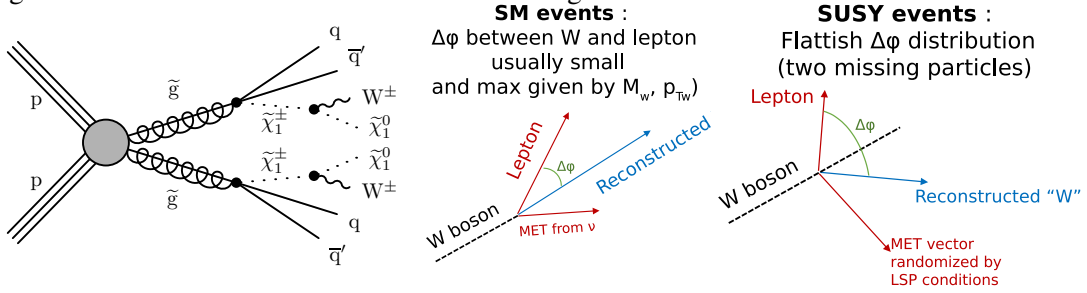
\*Speaker

## 1. Introduction

A search for supersymmetry [1] has been performed using full CMS Run 2 data [2], which is introduced in the following sections by giving an overview of the analysis strategy and showing the results of the search for supersymmetry. Additionally, the pMSSM19 framework is introduced, which will be used for a future reinterpretation of the analysis. Furthermore, the endeavor of modernizing the existing analysis framework towards a possible Run3 analysis is presented.

## 2. Using angular correlations to find the signal

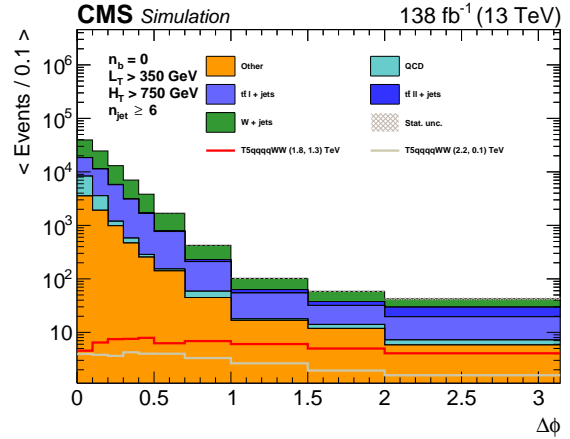
The targeted model involves the direct production of gluinos, which subsequently decay into charginos and then neutralinos and can be seen in Fig. 1.



**Figure 1:** The investigated simplified model, where a gluino decays into light jets, a  $W$  boson and a neutralino, is shown on the left. On the right, the idea behind using  $\Delta\phi$  as a discriminator is visualized by the two decay chains. The additional SUSY particles (on the right) result in a broader  $\Delta\phi$  distribution compared to the SM case (in the middle).

In each gluino decay, two light quarks are produced resulting in additional jets. Exactly one of the  $W$  bosons stemming from the chargino decays is required to decay leptonically, allowing the reconstruction of the transverse momentum of the  $W$ -boson by using  $\vec{p}_T^{W, \text{reco}} = \vec{p}_T^\ell + \vec{p}_T^{\text{miss}}$ . The difference of the angle  $\Phi$  is then defined as  $\Delta\phi = \angle(\vec{p}_T^\ell, \vec{p}_T^{W, \text{reco}})$ .

In the SM case, the only source for  $\vec{p}_T^{\text{miss}}$  is the neutrino, therefore the reconstructed  $W$  boson is flying in the same direction as the lepton. With additional SUSY particles in the final state,  $\vec{p}_T^{\text{miss}}$  is randomized and the angle between the "reconstructed"  $W$  boson and the lepton is rather flat, see Fig. 1. As shown in Fig. 2, the signal distribution is rather flat over the whole range of  $\Delta\phi$  while the background processes fall off steeply, leading to a signal enriched region for larger values of  $\Delta\phi$ .



**Figure 2:** A comparison of the  $\Delta\phi$  distribution for the background processes to two exemplary signal mass points. For larger values of  $\Delta\phi$ , the fraction of signal events is increased.

### 3. Event Selection

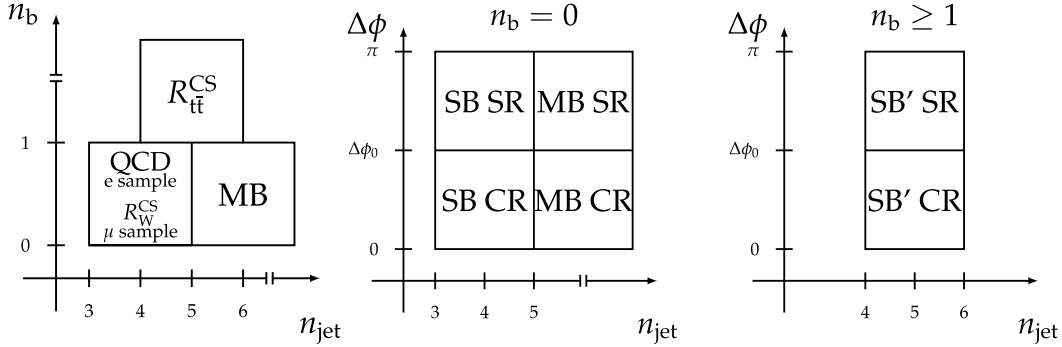
The event selection focuses on constructing a region which is sensitive towards the signal process by requiring a larger  $\Delta\phi$  and several energetic jets leading to a large  $H_T$ . The baseline selection requires a good lepton, a number of jets and a certain amount of leptonic and hadronic activity, as shown in Table 1. Furthermore, object tagging for including W bosons ( $n_{\text{W-tag}}$ ) and excluding b-jets ( $n_{\text{b-tag}}$ ) is utilized to account for the composition of the final state.

### 4. Data-driven background estimation

Due to the stringent cuts, it is hard to model precisely the background processes in the signal region only utilizing MC simulations. Therefore, a data driven background estimation has been developed to better predict the background contribution using data in dedicated control regions. The data-driven prediction can be written as

$$N_{\text{Pred}}^{\text{MB,SR}} = \kappa \cdot \underbrace{N^{\text{SB,SR}} / N^{\text{SB,CR}}}_{R^{\text{CS}}} \cdot N^{\text{MB,CR}}$$

where  $\kappa$  denotes additional factors accounting for potential differences in kinematics between the regions. The signal sensitive region is called MB SR, defined by high  $\Delta\phi$  and  $n_{\text{jet}}$ . Control regions are constructed by either varying the  $n_{\text{jet}}$  or  $n_{\text{b-tag}}$  requirement as well as a reduced  $\Delta\phi$ , as shown in Fig. 3.



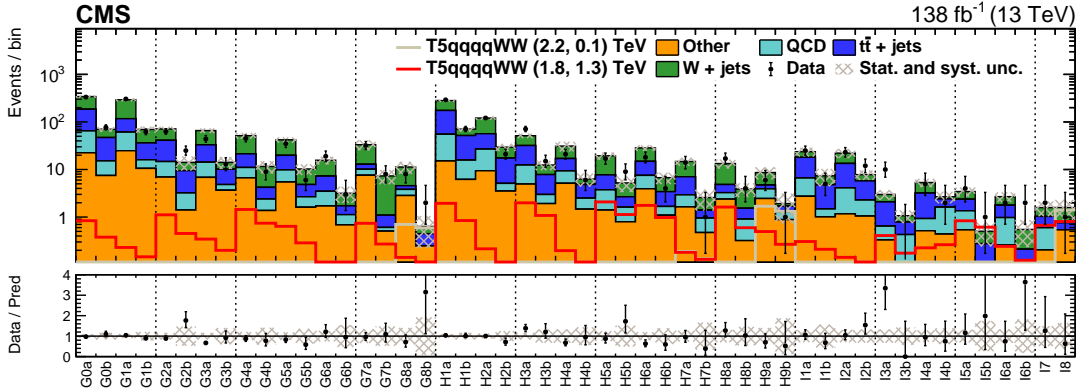
**Figure 3:** A schematic overview over the different regions used in the data-driven background estimation is shown. The signal strength extraction is performed in the MB SR, defined by high  $\Delta\phi$  and high  $n_{\text{jet}}$ .

### 5. Analysis Strategy

The signal region consists of 50 bins, binned in  $L_T$ ,  $H_T$ ,  $n_{\text{jet}}$ , and  $n_{\text{W-tag}}$  and is shown in Fig. 4. The background processes are derived using the data-driven prediction introduced above. Overall, there is no significant excess of data observed, as the upward fluctuations have been investigated in detail.

For signal region $\Delta\phi > [0.75, 1]$
One good lepton with $p_T > 25$ GeV
No veto lepton with $p_T > 10$ GeV
No isolated track with $p_T > 5$ GeV with $M_{T2} < 60$ (80) GeV for hadronic (leptonic) tracks
$L_T = p_T^{\text{lep}} + E_T^{\text{miss}} > 250$ GeV
$H_T = \sum_{\text{jets}} p_T > 500$ GeV
$n_{\text{jet}} \geq 3$
Sub-leading jet with $p_T > 80$ GeV
$n_{\text{b-tag}} = 0$
$n_{\text{W-tag}}$ depending on search bin

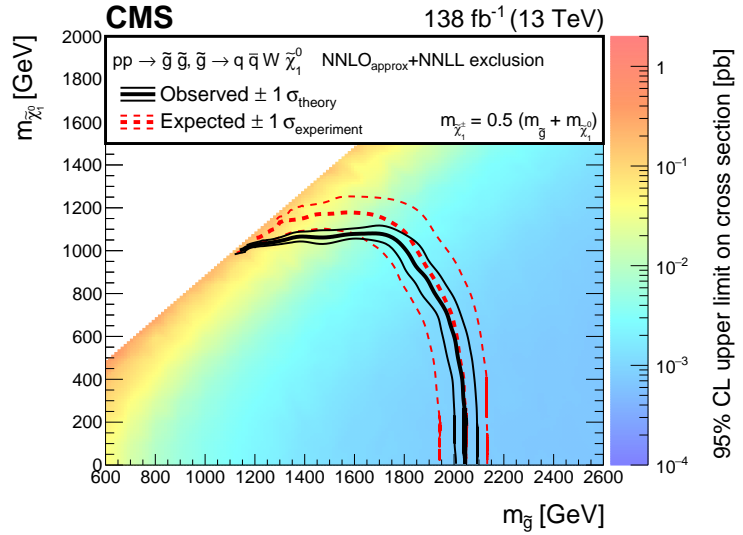
**Table 1:** An overview over the applied cuts for the baseline selection. The requirement of a high quality lepton together with large hadronic activity is effective at discriminating against the SM background.



**Figure 4:** Presented are the 50 search bins used in the extraction of the signal strength, where for each bin, the data-driven background prediction is compared to the observed data. As an estimation for the sensitivity, two different mass point hypotheses are shown as well.

## 6. Resulting Limits

For exclusion limits, a scan has been performed in the gluino-neutralino mass plane. The range for excluded masses reaches up to 2050 GeV for  $m_{\tilde{g}}$  and 1070 GeV for  $m_{\tilde{\chi}_1^0}$ , which can be seen in Fig. 5. Due to the slight excess seen in the bins G2b, H3a and I3a, which are sensitive to models with a smaller difference between the  $m_{\tilde{g}}$  and  $m_{\tilde{\chi}_1^0}$ , the observed limits are lower compared to the expected limit for smaller values of  $m_{\tilde{g}}$ .



**Figure 5:** The exclusion limit in the  $m_{\tilde{g}}-m_{\tilde{\chi}_1^0}$  mass plane. This analysis performs a scan over 861 different mass point combinations on a grid. The chargino mass is set to the average of  $m_{\tilde{g}}$  and  $m_{\tilde{\chi}_1^0}$ .

## 7. Reinterpretation in the pMSSM 19 [3] framework

This search can only infer experimental constraints on two theory parameters,  $m_{\tilde{g}}$  and  $m_{\tilde{\chi}_1^0}$ . At CMS, several SUSY searches collaborate to expand the scanned phase space by reinterpreting analyses with dedicated pMSSM19 samples. The probed parameters are:

- $\tan\beta$ : the ratio of the vacuum expectation value of the two-Higgs doublet fields.
- $M_A$ : the mass of the pseudoscalar Higgs boson
- $\mu$ : the Higgs-higgsino mass parameter

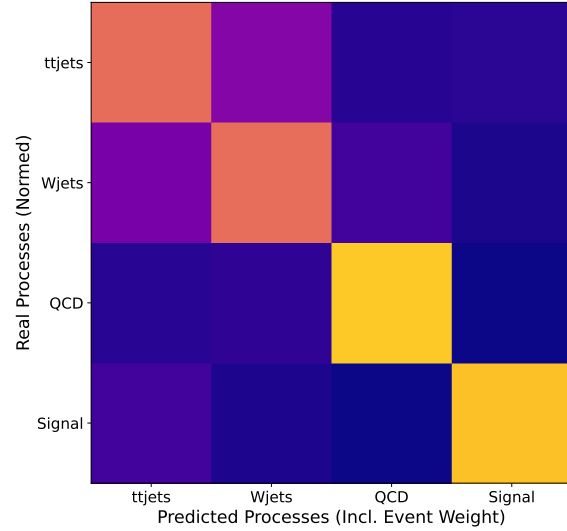
- $M_1, M_2, M_3$ : the bino, wino and gluino mass parameters
- $m_{\tilde{q}}, m_{\tilde{u}_R}, m_{\tilde{d}_R}, m_{\tilde{l}}, m_{\tilde{e}_R}$ : first/second generation sfermion masses
- $m_{\tilde{Q}}, m_{\tilde{t}_R}, m_{\tilde{b}_R}, m_{\tilde{L}}, m_{\tilde{\tau}_R}$ : third generation sfermion masses
- $A_t, A_b, A_\tau$ : third generation trilinear couplings

## 8. Outlook using Machine Learning

As a preparation for a Run3 analysis, a DNN based multi-classification targeting the same model using UL samples has been derived. The DNN based approach replaces the cut-and-count approach with 50 search bins by a region construction using the output scores of the DNN. Shown in Fig. 6 is the confusion matrix, predicting the origin class for each event.

## 9. Summary

The presented analysis has extended on existing limits targeting the shown simplified model by using a data-driven background estimation for correctly modeling the background processes in the 50 search bins. Furthermore, the pMSSM19 reinterpretation approach was introduced, allowing the results of this analysis to impose constraints on several other SUSY parameters. For the continuation of this SUSY search, an outlook was given implementing machine learning based multi-classification to properly construct a signal region.



**Figure 6:** As a measurement of the DNN performance, the prediction for each event is compared to the original event, which is shown in this confusion matrix. Ideally, the matrix would be diagonal.

## Acknowledgement

This research was supported by the Deutsche Forschungsgemeinschaft (DFG) under grant 400140256 - GRK 2497: The physics of the heaviest particles at the Large Hardon Collider.

## References

- [1] The CMS Collaboration, *Search for supersymmetry in final states with a single electron or muon using angular correlations and heavy-object identification in proton-proton collisions at  $\sqrt{s} = 13$  TeV*, *Journal of High Energy Physics* **2023** (2023) .
- [2] The CMS Collaboration, *The CMS experiment at the CERN LHC*, *Journal of Instrumentation* **3** (2008) S08004.
- [3] MSSM WORKING GROUP collaboration, *The Minimal supersymmetric standard model: Group summary report*, in *GDR (Groupement De Recherche) - Supersymetrie*, 12, 1998 [[hep-ph/9901246](#)].